

SOUTHEASTERN LOCAL SCHOOL DISTRICT

FINANCIAL REPORT

11-30-2024



Southeastern Local Schools
Clark County, Ohio

General Fund Financial History/Projection

11-30-2024

Percent of Fiscal Year Complete

41.67%

	2023-2024 <u>Projection</u>	2023-2024 <u>FYTD Actual</u>	<u>FYTD %</u>
REVENUE			
General Property (Real Estate)	\$3,052,731.00	\$1,217,089.29	39.87%
Tangible Personal Property	\$445,179.00	\$206,921.78	46.48%
Income Tax	\$1,408,970.00	\$768,885.87	54.57%
Unrestricted Grants-in-Aid	\$4,914,534.00	\$2,072,828.14	42.18%
Restricted Grants-in-Aid	\$277,327.00	\$125,801.75	45.36%
Restricted Grants-in-Aid - SFSF	\$0.00	\$0.00	0.00%
Property Tax Allocation	\$411,574.00	\$199,310.65	48.43%
All Other Operating Revenue	\$422,777.00	\$159,221.84	37.66%
TOTAL	\$10,933,092.00	\$4,750,059.32	43.45%
EXPENDITURES			
Salaries & Wages	\$6,250,340.88	\$2,540,474.29	40.65%
Benefits	\$2,318,646.00	\$928,986.66	40.07%
Services	\$1,924,066.00	\$568,851.76	29.57%
Supplies	\$328,731.00	\$230,939.87	70.25%
Equipment	\$133,925.00	\$54,389.80	40.61%
Debt	\$0.00	\$0.00	0.00%
Other	\$175,806.00	\$74,102.92	42.15%
TOTAL	\$11,131,514.88	\$4,397,745.30	39.51%
SURPLUS/(DEFICIT)	(\$198,422.88)	\$352,314.02	

**HISTORICAL COMPARISON BY OBJECT
SOUTHEASTERN LOCAL SCHOOLS**

	FY 21 07/20-11/20	FY 22 07/21-11/22	% of Change	FY 23 07/22-11/23	% of Change	FY 24 07/23-11/24	% of Change
REVENUE							
General Property (Real Estate)	\$1,103,735	\$1,039,828	-5.79%	\$1,020,523	-1.86%	\$1,217,089	19.26%
Tangible Personal Property	216,339	211,755	-2.12%	237,124	11.98%	206,922	-12.74%
Income Tax	631,042	713,075	13.00%	717,117	0.57%	768,886	7.22%
Unrestricted Grants-in-Aid	1,625,276	1,524,066	-6.23%	1,902,392	24.82%	2,072,828	8.96%
Restricted Grants-in-Aid	21,201	21,201	0.00%	105,416	397.22%	125,802	19.34%
Restricted Grants-in-Aid - SFSF	0	0	-	0	-	0	-
Property Tax Allocation	185,415	182,350	-1.65%	178,812	-1.94%	199,311	11.46%
All Other Operating Revenue	416,455	326,747	-21.54%	83,551	-74.43%	159,222	90.57%
TOTAL REVENUE	\$4,199,464	\$4,019,022	-4.30%	\$4,244,933	5.62%	\$4,750,059	11.90%
EXPENDITURES							
Salaries & Wages	2,347,174	2,287,519	-2.54%	2,312,468	1.09%	2,540,474	9.86%
Benefits	857,092	864,660	0.88%	854,499	-1.18%	928,987	8.72%
Services	681,864	555,747	-18.50%	421,018	-24.24%	568,852	35.11%
Supplies	136,384	166,415	22.02%	196,697	18.20%	230,940	17.41%
Equipment	58,373	3,982	-93.18%	1,921	-51.77%	54,390	2731.64%
Debt	0	0	-	0	-	0	-
Other	73,768	81,401	10.35%	82,090	0.85%	74,103	-9.73%
TOTAL EXPENDITURES	\$4,154,655	\$3,959,724	-4.69%	\$3,868,693	-2.30%	\$4,397,745	13.68%
SURPLUS/DEFICIT	44,808	59,298	32.34%	376,241	534.49%	352,314	-6.36%
OTHER SOURCES/USES							
Advances/Transfers In	241,548	0	-100.00%	89,647	-	147,907	64.99%
Advances/Transfers Out	0	166,949	-	0	-100.00%	0	-
All Other Financing Sources	30,623	269	-99.12%	11,440	4155.54%	7,605	-33.53%
Debt Service	0	0	-	0	-	0	-
NET SOURCES/USES	272,170	269	-99.90%	101,087	37502.63%	155,512	53.84%
BEGINNING CASH	\$6,027,304	\$5,282,764	10.05%	\$5,676,014	1.69%	\$5,370,124	1.36%
ENDING CASH	\$5,628,089	\$4,888,106	11.79%	\$5,487,990	0.80%	\$5,026,976	1.39%
ENCUMBRANCES	\$1,099,390	\$961,505	56.24%	\$1,357,590	-57.27%	\$1,855,295	49.32%
UNENCUMBERED CASH	\$5,244,893	\$4,380,826	7.61%	\$4,130,400	8.73%	\$3,171,680	-1.19%
% of Salaries to Revenue	55.89%	56.92%		54.48%		53.48%	
% of Benefits to Revenue	20.41%	21.51%		20.13%		19.56%	
Total to Revenue	76.30%	78.43%		74.61%		73.04%	
Days of Operating Cash	191.89	168.16		162.28		109.62	

**MONTHLY BUDGET VARIANCE
SOUTHEASTERN LOCAL SCHOOLS**

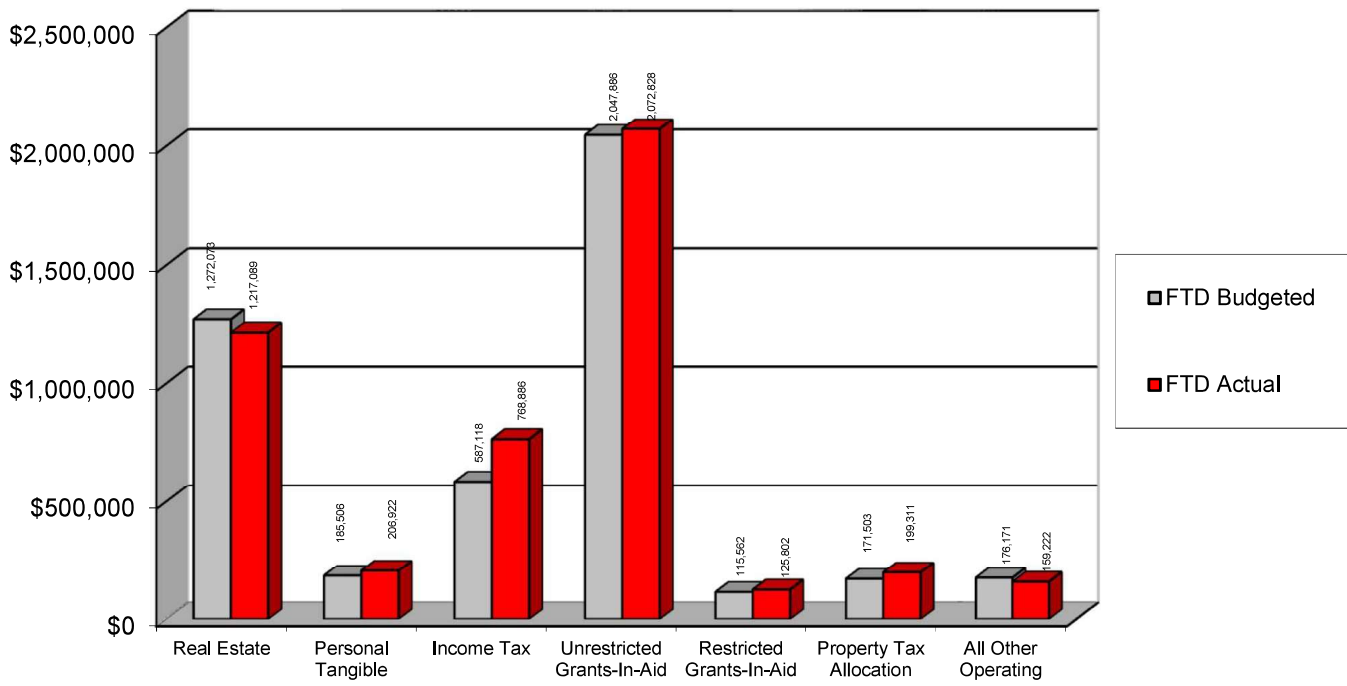
	FTD Budgeted	FTD Actual	Variance	Percentage Variance	MTD Budgeted	MTD Actual	Variance	Percentage Variance
REVENUE								
General Property (Real Estate)	\$1,272,073	\$1,217,089	-\$54,984	-4.32%	\$254,394	\$0	(\$254,394)	-100.00%
Tangible Personal Property	\$185,506	\$206,922	\$21,416	11.54%	\$37,098	\$0	(37,098)	-100.00%
Income Tax	\$587,118	\$768,886	\$181,768	30.96%	\$117,414	\$0	(117,414)	-100.00%
Unrestricted Grants-In-Aid	\$2,047,886	\$2,072,828	\$24,942	1.22%	\$409,545	\$406,065	(3,479)	-0.85%
Restricted Grants-In-Aid	\$115,562	\$125,802	\$10,240	8.86%	\$23,111	\$27,910	4,799	20.77%
Restricted Grants-In-Aid - SFSF	\$0	\$0	\$0	-	\$0	\$0	0	-
Property Tax Allocation	\$171,503	\$199,311	\$27,808	16.21%	\$34,298	\$0	(34,298)	-100.00%
All Other Operating Revenue	\$176,171	\$159,222	-\$16,949	-9.62%	\$35,231	\$396	(34,836)	-98.88%
TOTAL REVENUE	\$4,555,819	\$4,750,059	\$194,240	4.26%	\$911,091	\$434,371	(\$476,720)	-52.32%
EXPENDITURES								
Salaries & Wages	\$2,604,517	\$2,540,474	\$64,043	-2.46%	\$520,862	\$547,370	(\$26,508)	5.09%
Benefits	\$966,180	\$928,987	37,193	-3.85%	193,221	\$179,876	13,345	-6.91%
Services	\$801,758	\$568,852	232,907	-29.05%	160,339	\$16,402	\$143,937	-89.77%
Supplies	\$136,982	\$230,940	(93,958)	68.59%	27,394	\$33,608	(6,213)	22.68%
Equipment	\$55,807	\$54,390	1,417	-2.54%	11,160	\$0	\$11,160	-
Debt	\$0	\$0	0	-	0	\$0	0	-
Other	\$73,258	\$74,103	(845)	1.15%	14,651	\$7,869	6,781	-46.29%
TOTAL EXPENSES	\$4,638,502	\$4,397,745	\$240,757	-5.19%	\$927,626	\$785,124	\$142,502	-15.36%
SURPLUS/DEFICIT	(\$82,683)	\$352,314	\$434,997	-526.10%	(\$16,535)	(\$350,754)	(\$334,218)	2021.25%
OTHER USES/SOURCES								
Transfers/Advances In	0	0	0	-	0	0	0	-
Transfers/Advances Out	0	147,907	147,907	-	0	0	0	-
All Other Financing Sources/(Uses)	0	0	0	-	664	7,605	\$0	1045.30%
NET SOURCES/USES	0	147,907	147,907	-	664	7,605	0	-

Southeastern Local Schools
Explanation of Checks Over \$5,000

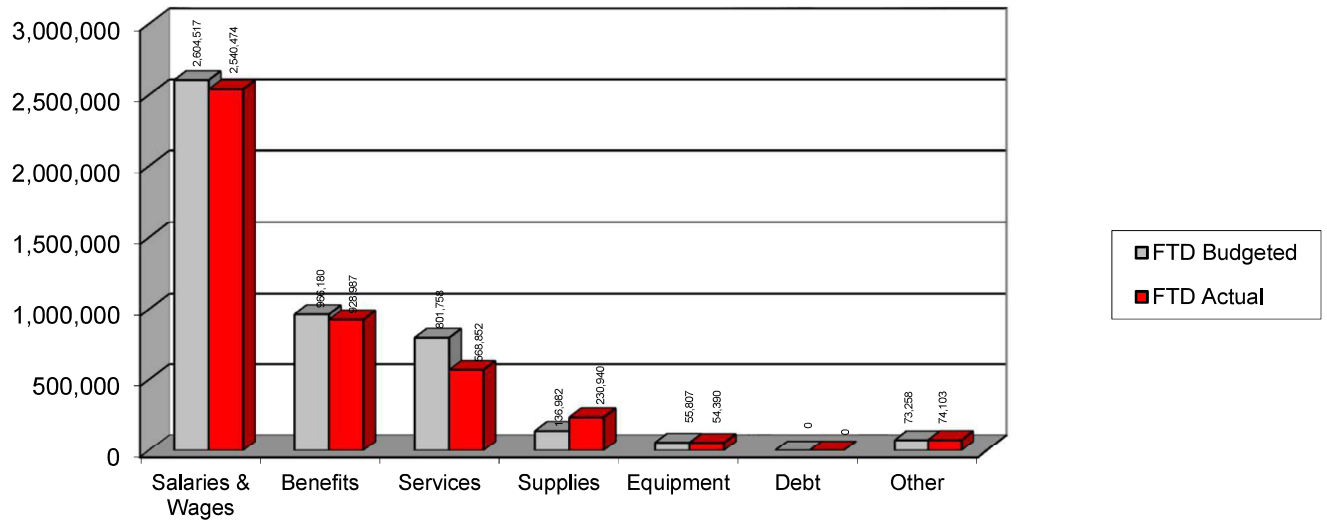
11/01/2023-11/30/2023

Check #	Vendor Name	Amount	Explanation
9819197	EPC-Self Funded Medical Plan	\$100,346.77	Health Medical Premiums
9819193	Foundation	\$7,163.95	State Foundation Charges
9819192	Retirement STRS	\$64,989.24	Board Share Certified Staff
9819193	Retirement SERS	\$17,567.06	Board Share Classified Retirement
9819194	Payroll	\$7,795.39	Medicare, FICA
9819198	EPC Dental Vision Benefit Plan	\$6,093.39	Dental and Vision Premiums
104025	Gordon Food Services	5,572.52	Cafeteria Charges
104030	R.D. Holder	\$29,361.31	Diesel for Buses
104034	Montgomery County ESC	\$7,138.69	Related Services
104038	Garber Electrical Services	\$72,790.40	Intercom Down Payment

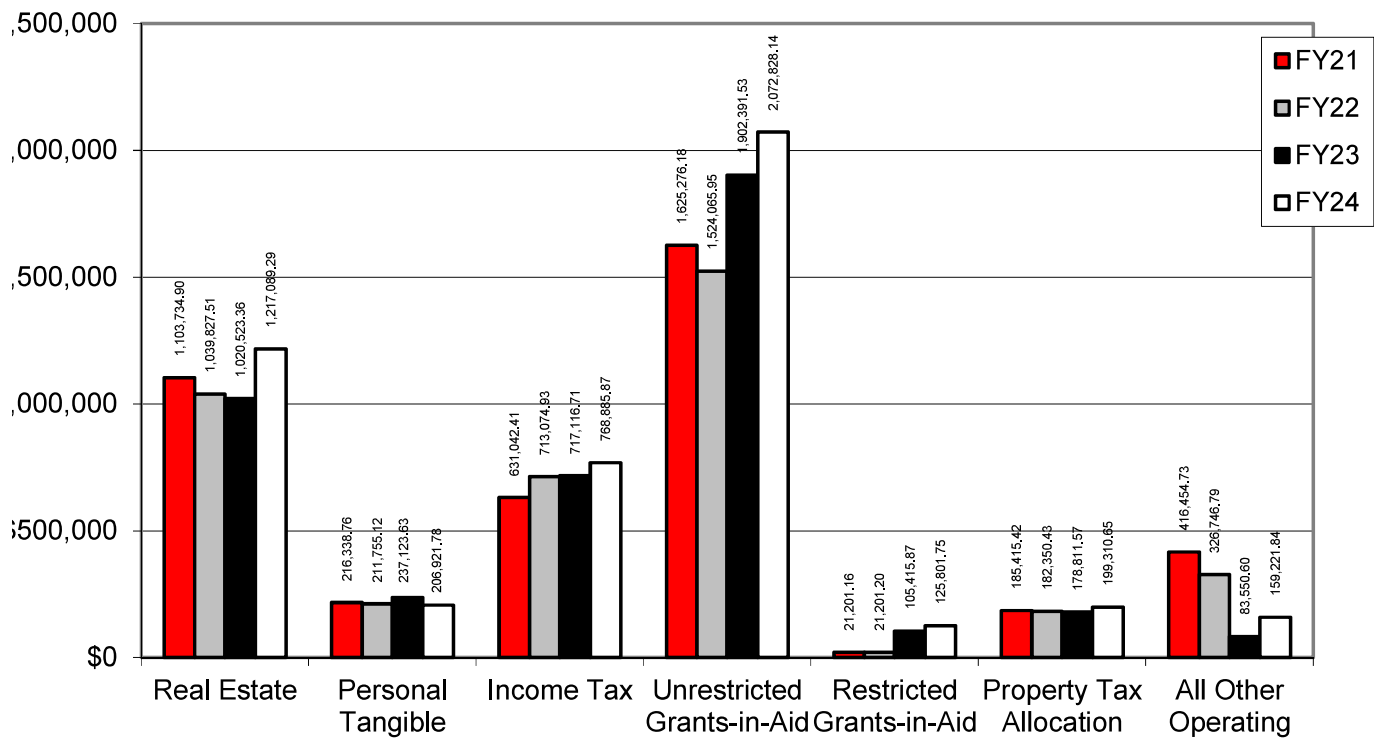
FTD BUDGETED vs. FTD ACTUAL



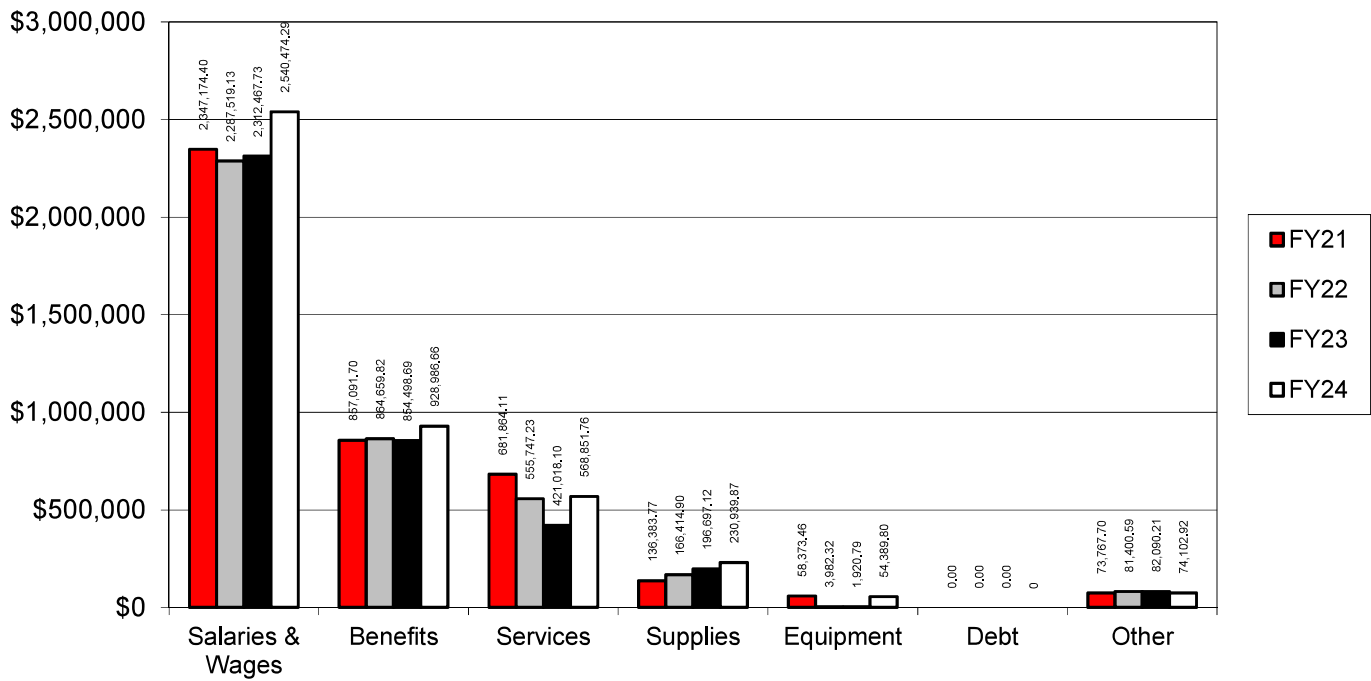
FTD BUDGETED vs. FTD ACTUAL



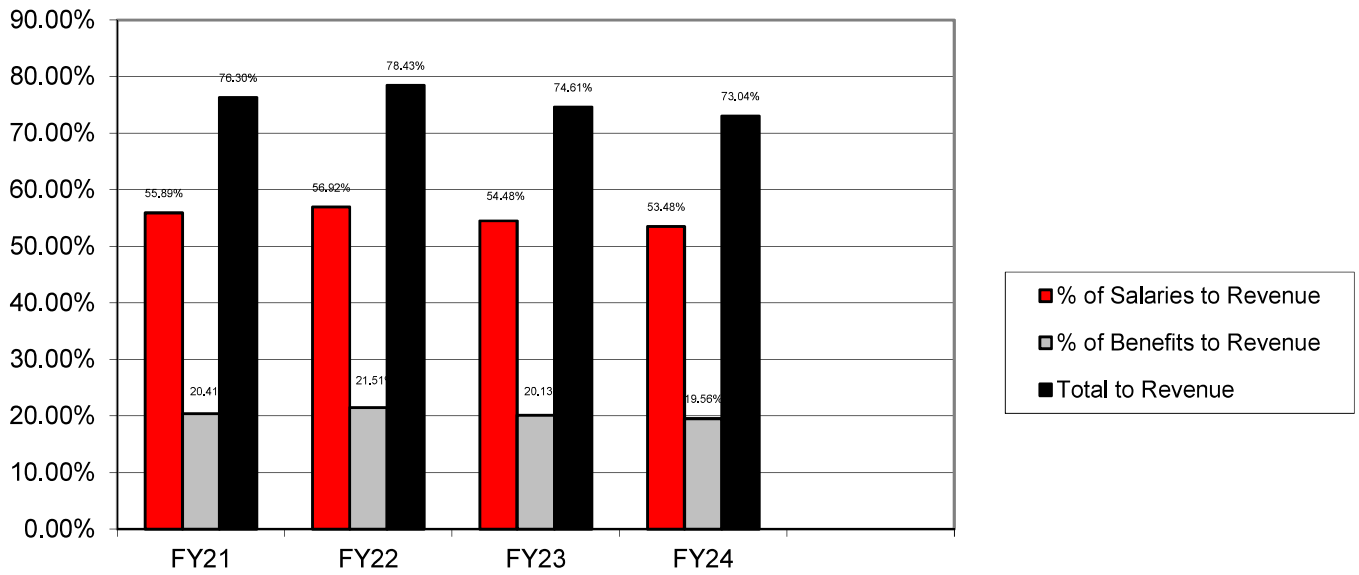
HISTORICAL REVENUE



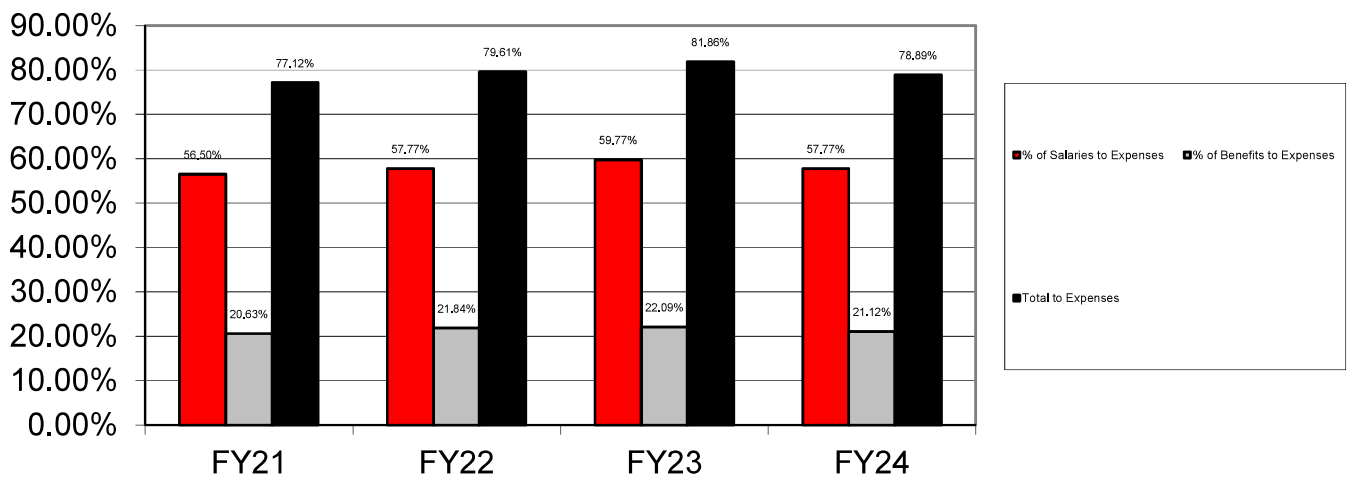
HISTORICAL EXPENDITURES



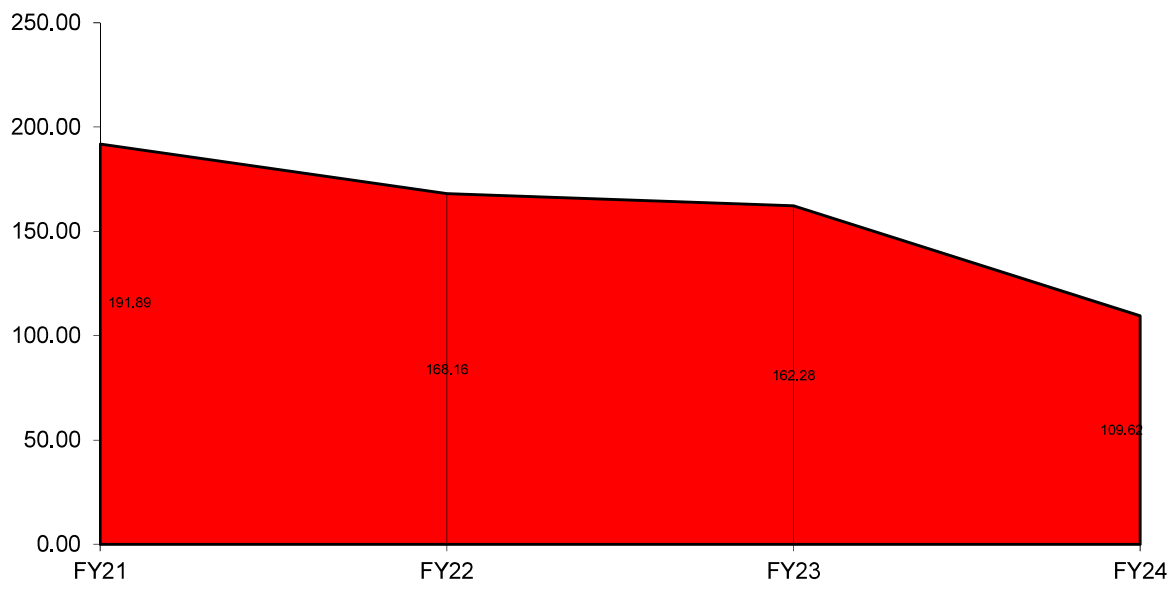
% OF SALARIES AND BENEFITS TO REVENUE



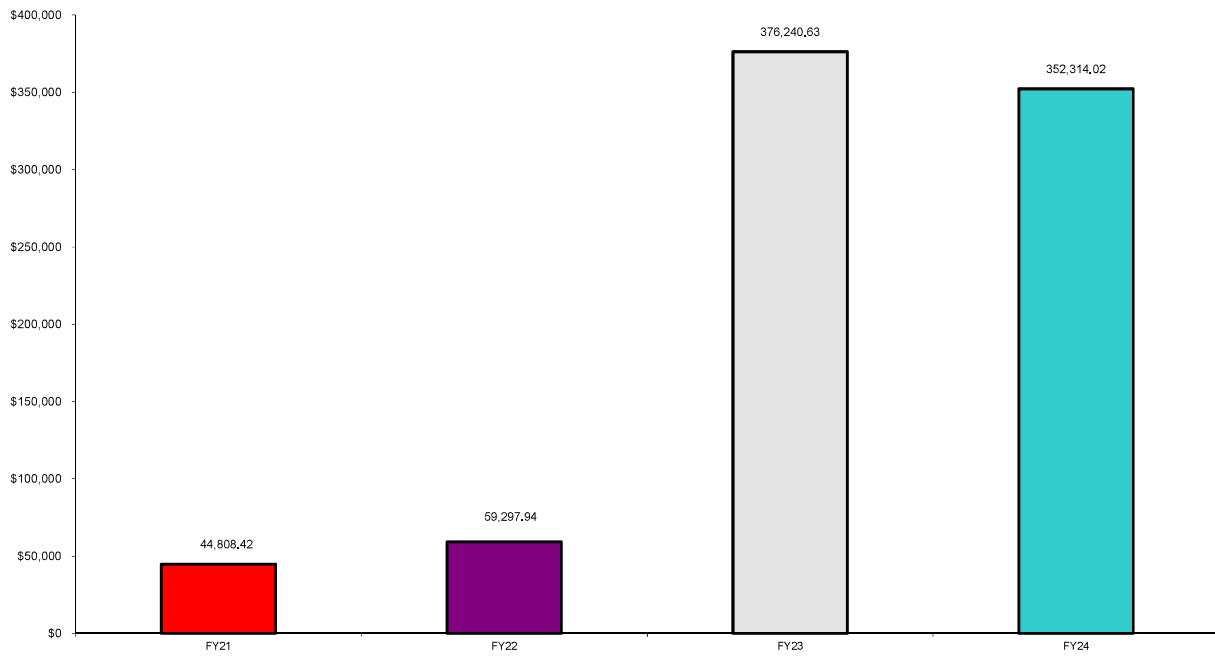
% OF SALARIES AND BENEFITS TO EXPENDITURES



Days of Operating Cash



SURPLUS/DEFICIT



Date: 12/01/2023
Time: 09:13

SOUTHEASTERN LOCAL SCHOOL
Cash Reconciliation as of 11/30/2023

Page: 1

Gross Depository Balances:

AP	\$50,000.00	
ICS DDA	\$1,301,039.44	
Point of Sales	\$65,913.04	
ICS MMA	\$179.91	
Red Tree	\$3,724,080.74	
	<hr/>	
Total Depository Balances (Gross)		\$5,141,213.13

Adjustments to Bank Balance:

Cash in Transit to Bank	\$0.00	
Outstanding Checks	(\$6,227.78)	
Adjustments:		
	<hr/>	
Total Adjustments to Bank Balance		(\$6,227.78)

Investments:

Treasury Bonds and Notes	\$0.00	
Certificate of Deposits	\$0.00	
Other Securities	\$0.00	
Other Investments:		
	<hr/>	
Total Investments		\$0.00

Cash on Hand:

Petty Cash:		
Change Cash:		
Cash with Fiscal Agent	\$0.00	
	<hr/>	
Total Cash on Hand		\$0.00

Total Balances		<hr/> <hr/>
		\$5,134,985.35

Total Fund Balance		<hr/> <hr/>
		\$5,134,985.35

Depository Clearance Accounts:

Total Clearance Account Balances	<hr/>	\$0.00
----------------------------------	-------	--------

Treasurer

SOUTHEASTERN LOCAL SCHOOL
Spending Plan Summary

ODE Line Number	Monthly Estimate	Monthly Actual	Monthly Difference	FYDTEstimate	FYTDActual	FYTDDifference
01.010 General Property (Real Estate)	\$ 0.00	\$ 0.00	\$ 0.00	\$ 0.00	\$ 1,217,089.29	\$ 1,217,089.29
01.020 Tangible Personal Property Tax	0.00	0.00	0.00	0.00	206,921.78	206,921.78
01.030 Income Tax	0.00	0.00	0.00	0.00	768,885.87	768,885.87
01.035 Unrestricted Grants-in-Aid	0.00	406,065.14	406,065.14	0.00	2,072,828.14	2,072,828.14
01.040 Restricted Grants-in-Aid	0.00	27,909.89	27,909.89	0.00	125,801.75	125,801.75
01.045 Restricted Federal Grants-in-Aid - SFSF	0.00	0.00	0.00	0.00	0.00	0.00
01.050 State Share of Local Property Taxes	0.00	0.00	0.00	0.00	199,310.65	199,310.65
01.060 All Other Operating Revenue	0.00	395.77	395.77	0.00	159,221.84	159,221.84
01.070 Total Revenue	0.00	434,370.80	434,370.80	0.00	4,750,059.32	4,750,059.32
02.010 Proceeds from Sale of Notes	0.00	0.00	0.00	0.00	0.00	0.00
02.020 State Emergency Loans & Advancements (Approved)	0.00	0.00	0.00	0.00	0.00	0.00
02.040 Operating Transfers-In	0.00	0.00	0.00	0.00	0.00	0.00
02.050 Advances-In	0.00	0.00	0.00	0.00	147,907.05	147,907.05
02.060 All Other Financial Sources	0.00	7,604.76	7,604.76	0.00	7,604.76	7,604.76
02.070 Total Other Financing Sources	0.00	7,604.76	7,604.76	0.00	155,511.81	155,511.81
02.080 Total Revenues and Other Financing Sources	0.00	441,975.56	441,975.56	0.00	4,905,571.13	4,905,571.13
03.010 Personal Services	0.00	547,370.15	547,370.15	0.00	2,540,474.29	2,540,474.29
03.020 Employees' Retirement/Insurance Benefits	0.00	179,875.75	179,875.75	0.00	928,986.66	928,986.66
03.030 Purchased Services	0.00	16,401.57	16,401.57	0.00	568,851.76	568,851.76
03.040 Supplies and Materials	0.00	33,607.66	33,607.66	0.00	230,939.87	230,939.87
03.050 Capital Outlay	0.00	0.00	0.00	0.00	54,389.80	54,389.80
03.060 Intergovernmental	0.00	0.00	0.00	0.00	0.00	0.00
04.010 Debt Service: All Principal (Historical)	0.00	0.00	0.00	0.00	0.00	0.00
04.020 Debt Service: Principal-Notes	0.00	0.00	0.00	0.00	0.00	0.00
04.030 Debt Service: Principal - State Loans	0.00	0.00	0.00	0.00	0.00	0.00
04.040 Debt Service: Principal - State Advancements	0.00	0.00	0.00	0.00	0.00	0.00
04.050 Debt Service: Principal - HB 264 Loans	0.00	0.00	0.00	0.00	0.00	0.00
04.055 Debt Service: Principal - Other	0.00	0.00	0.00	0.00	0.00	0.00
04.060 Debt Service: Interest and Fiscal Charges	0.00	0.00	0.00	0.00	0.00	0.00
04.300 Other Objects	0.00	7,869.28	7,869.28	0.00	74,102.92	74,102.92
04.500 Total Expenditures	0.00	785,124.41	785,124.41	0.00	4,397,745.30	4,397,745.30
05.010 Operational Transfers - Out	0.00	0.00	0.00	0.00	0.00	0.00
05.020 Advances - Out	0.00	0.00	0.00	0.00	0.00	0.00
05.030 All Other Financing Uses	0.00	0.00	0.00	0.00	(0.08)	(0.08)
05.040 Total Other Financing Uses	0.00	0.00	0.00	0.00	(0.08)	(0.08)
05.050 Total Expenditure and Other Financing Uses	0.00	785,124.41	785,124.41	0.00	4,397,745.22	4,397,745.22
06.010 Excess Rev & Oth Financing Sources over(under) Exp & Oth F	0.00	(343,148.85)	(343,148.85)	0.00	507,825.91	507,825.91
07.010 Cash Balance-July1 -Excluding Proposed Renew/Replace & New	0.00	5,370,124.37	5,370,124.37	0.00	4,519,149.61	4,519,149.61
07.020 Cash Balance June 30	0.00	5,026,975.52	5,026,975.52	0.00	5,026,975.52	5,026,975.52
08.010 Estimated Encumbrances June 30	0.00	1,855,295.29	1,855,295.29	0.00	1,855,295.29	1,855,295.29

SOUTHEASTERN LOCAL SCHOOL

Disbursement Report

Reference #	Vendor #	Primary Name	Date	Type	Amount	Check #	Check Type	Reconcile Date	Status	Void Date	Printed
26083	900042	SECURITY NATIONAL BANK	11/30/2023	ACCOUNTS_PAYABLE	\$ 40.08	9819200	Electronic	11/30/2023	RECONCILED		<input type="checkbox"/>
26084	900005	PAYROLL	11/30/2023	ACCOUNTS_PAYABLE	416.66	9819201	Electronic	11/30/2023	RECONCILED		<input type="checkbox"/>
26076	900005	PAYROLL	11/28/2023	ACCOUNTS_PAYABLE	7,795.39	9819194	Electronic	11/28/2023	RECONCILED		<input type="checkbox"/>
26077	900055	Sun Life Assurance	11/28/2023	ACCOUNTS_PAYABLE	509.25	9819199	Electronic	11/28/2023	RECONCILED		<input type="checkbox"/>
26080	900042	SECURITY NATIONAL BANK	11/28/2023	ACCOUNTS_PAYABLE	1,694.83	9819196	Electronic	11/28/2023	RECONCILED		<input type="checkbox"/>
26081	900052	EPC-Self-Funded Medical Plan	11/28/2023	ACCOUNTS_PAYABLE	100,346.77	9819197	Electronic	11/28/2023	RECONCILED		<input type="checkbox"/>
26075	900001	RETIREMENT STRS	11/28/2023	ACCOUNTS_PAYABLE	64,989.24	9819192	Electronic	11/28/2023	RECONCILED		<input type="checkbox"/>
26078	900054	EPC-Dental/Vision Benefit Plan	11/28/2023	ACCOUNTS_PAYABLE	6,093.39	9819198	Electronic	11/28/2023	RECONCILED		<input type="checkbox"/>
26079	900002	RETIREMENT SERVICES	11/28/2023	ACCOUNTS_PAYABLE	17,567.06	9819193	Electronic	11/28/2023	RECONCILED		<input type="checkbox"/>
26082	900014	FOUNDATION	11/28/2023	ACCOUNTS_PAYABLE	7,163.95	9819195	Electronic	11/28/2023	RECONCILED		<input type="checkbox"/>
26074	36604	Justo Lamas Group	11/21/2023	ACCOUNTS_PAYABLE	672.00	104042	Check		OUTSTANDING		<input checked="" type="checkbox"/>
26070	31212	Schwaab	11/17/2023	ACCOUNTS_PAYABLE	40.00	104028	Check	11/30/2023	RECONCILED		<input checked="" type="checkbox"/>
26055	33166	PJ Bertemes	11/17/2023	ACCOUNTS_PAYABLE	182.65	104031	Check	11/17/2023	RECONCILED		<input checked="" type="checkbox"/>
26067	882058	Amplify Education Inc	11/17/2023	ACCOUNTS_PAYABLE	2,430.00	104040	Check	11/30/2023	RECONCILED		<input checked="" type="checkbox"/>
26054	3350	Centerpoint Energy	11/17/2023	ACCOUNTS_PAYABLE	652.70	104016	Check	11/30/2023	RECONCILED		<input checked="" type="checkbox"/>
26057	11900	SHOEMAKER'S GROCERY	11/17/2023	ACCOUNTS_PAYABLE	252.21	104021	Check	11/30/2023	RECONCILED		<input checked="" type="checkbox"/>
26052	14629	GORDON FOOD SERVICE	11/17/2023	ACCOUNTS_PAYABLE	5,572.52	104025	Check	11/30/2023	RECONCILED		<input checked="" type="checkbox"/>
26049	10970	Dean Foods	11/17/2023	ACCOUNTS_PAYABLE	913.02	104020	Check	11/17/2023	RECONCILED		<input checked="" type="checkbox"/>
26060	3400	DELANEY PLUMBING	11/17/2023	ACCOUNTS_PAYABLE	760.00	104017	Check	11/30/2023	RECONCILED		<input checked="" type="checkbox"/>
26065	33005	R.D. Holder Oil Co., Inc.	11/17/2023	ACCOUNTS_PAYABLE	29,361.31	104030	Check	11/30/2023	RECONCILED		<input checked="" type="checkbox"/>
26056	34936	Montgomery County ESC	11/17/2023	ACCOUNTS_PAYABLE	7,138.69	104034	Check	11/30/2023	RECONCILED		<input checked="" type="checkbox"/>
26063	35076	Hershey Creamery Co	11/17/2023	ACCOUNTS_PAYABLE	233.28	104037	Check	11/30/2023	RECONCILED		<input checked="" type="checkbox"/>
26059	35033	Miami Valley Football Coaches	11/17/2023	ACCOUNTS_PAYABLE	100.00	104036	Check	11/30/2023	RECONCILED		<input checked="" type="checkbox"/>
26064	30825	TIM BELL	11/17/2023	ACCOUNTS_PAYABLE	100.00	104026	Check	11/17/2023	RECONCILED		<input checked="" type="checkbox"/>
26043	12700	MILLER'S TEXTILE SERVICES	11/17/2023	ACCOUNTS_PAYABLE	294.74	104023	Check	11/30/2023	RECONCILED		<input checked="" type="checkbox"/>
26045	11950	SHOEMAKER'S HOME CENTER	11/17/2023	ACCOUNTS_PAYABLE	344.04	104022	Check	11/30/2023	RECONCILED		<input checked="" type="checkbox"/>
26048	5223	W. R.	11/17/2023	ACCOUNTS	1,793.50	104018	Check	11/30/2023	RECONCILED		<input checked="" type="checkbox"/>

SOUTHEASTERN LOCAL SCHOOL

Disbursement Report

Reference #	Vendor #	Primary Name	Date	Type	Amount	Check #	Check Type	Reconcile Date	Status	Void Date	Printed
		HACKETT INC.,	3	_PAYABLE				3	ED		
26050	36666	Garber Electrical Contractors Inc	11/17/2023	ACCOUNTS _PAYABLE	\$ 72,790.40	104038	Check	11/30/2023	RECONCILED		<input checked="" type="checkbox"/>
26061	8762	NATIONAL FFA ORGANIZATION	11/17/2023	ACCOUNTS _PAYABLE	36.00	104019	Check	11/30/2023	RECONCILED		<input checked="" type="checkbox"/>
26051	32183	AES Ohio	11/17/2023	ACCOUNTS _PAYABLE	332.03	104029	Check	11/30/2023	RECONCILED		<input checked="" type="checkbox"/>
26068	30851	Flagway House	11/17/2023	ACCOUNTS _PAYABLE	279.76	104027	Check	11/30/2023	RECONCILED		<input checked="" type="checkbox"/>
26053	2199	STARR TROPHY AND AWARDS	11/17/2023	ACCOUNTS _PAYABLE	541.25	104015	Check	11/30/2023	RECONCILED		<input checked="" type="checkbox"/>
26069	11 S & S	WORLDWIDE	11/17/2023	ACCOUNTS _PAYABLE	72.47	104014	Check	11/30/2023	RECONCILED		<input checked="" type="checkbox"/>
26047	34985	A1 Able Pest Doctors	11/17/2023	ACCOUNTS _PAYABLE	110.00	104035	Check	11/30/2023	RECONCILED		<input checked="" type="checkbox"/>
26044	13170	TUFFY BROOKS SPTG GOODS	11/17/2023	ACCOUNTS _PAYABLE	751.80	104024	Check	11/30/2023	RECONCILED		<input checked="" type="checkbox"/>
26062	34179	CAPA	11/17/2023	ACCOUNTS _PAYABLE	540.00	104032	Check		OUTSTANDING		<input checked="" type="checkbox"/>
26046	34825	American Fidelity Administrative	11/17/2023	ACCOUNTS _PAYABLE	93.08	104033	Check	11/17/2023	RECONCILED		<input checked="" type="checkbox"/>
26066	1000003	Citran Occupational Health LLC	11/17/2023	ACCOUNTS _PAYABLE	43.00	104041	Check		OUTSTANDING		<input checked="" type="checkbox"/>
26058	880179	Good Valley Water LLC	11/17/2023	ACCOUNTS _PAYABLE	209.00	104039	Check	11/30/2023	RECONCILED		<input checked="" type="checkbox"/>
26072			11/17/2023	PAYROLL	317,414.28		0 Electronic		OUTSTANDING		<input type="checkbox"/>
26042	31736	DER DUTCHMAN RESTAURANT	11/14/2023	ACCOUNTS _PAYABLE	721.50	104013	Check	11/30/2023	RECONCILED		<input checked="" type="checkbox"/>
26029	33665	Joshua Murray	11/10/2023	ACCOUNTS _PAYABLE	23.88	104005	Check	11/30/2023	RECONCILED		<input checked="" type="checkbox"/>
26032	7650	H. W. MANN & SONS	11/10/2023	ACCOUNTS _PAYABLE	350.00	103999	Check	11/30/2023	RECONCILED		<input checked="" type="checkbox"/>
26030	35024	Bakers Locksmithing Services	11/10/2023	ACCOUNTS _PAYABLE	870.00	104009	Check	11/30/2023	RECONCILED		<input checked="" type="checkbox"/>
26040	11900	SHOEMAKER'S GROCERY	11/10/2023	ACCOUNTS _PAYABLE	262.68	104001	Check	11/30/2023	RECONCILED		<input checked="" type="checkbox"/>
26035	36634	CDW Government LLC	11/10/2023	ACCOUNTS _PAYABLE	452.73	104010	Check	11/30/2023	RECONCILED		<input checked="" type="checkbox"/>
26031	34326	Champion City Photography LLC	11/10/2023	ACCOUNTS _PAYABLE	500.00	104008	Check		OUTSTANDING		<input checked="" type="checkbox"/>
26028	880179	Good Valley Water LLC	11/10/2023	ACCOUNTS _PAYABLE	153.00	104012	Check	11/30/2023	RECONCILED		<input checked="" type="checkbox"/>
26034	32249	JOSTENS DIPLOMA	11/10/2023	ACCOUNTS _PAYABLE	316.45	104003	Check	11/30/2023	RECONCILED		<input checked="" type="checkbox"/>

SOUTHEASTERN LOCAL SCHOOL

Disbursement Report

Reference #	Vendor #	Primary Name	Date	Type	Amount	Check #	Check Type	Reconcile Date	Status	Void Date	Printed
		DIVISION									
26041	11859	CARDINAL BUS SALES &	11/10/2023	ACCOUNTS _PAYABLE	\$ 584.70	104000	Check	11/30/2023	RECONCILED		<input checked="" type="checkbox"/>
26036	36674	OHSB	11/10/2023	ACCOUNTS _PAYABLE	125.00	104011	Check	11/30/2023	RECONCILED		<input checked="" type="checkbox"/>
26027	12700	MILLER'S TEXTILE SERVICES	11/10/2023	ACCOUNTS _PAYABLE	296.74	104002	Check	11/30/2023	RECONCILED		<input checked="" type="checkbox"/>
26033	33985	City Electric Supply	11/10/2023	ACCOUNTS _PAYABLE	97.90	104006	Check	11/30/2023	RECONCILED		<input checked="" type="checkbox"/>
26039	7000	THE KROGER CO.	11/10/2023	ACCOUNTS _PAYABLE	219.16	103998	Check	11/30/2023	RECONCILED		<input checked="" type="checkbox"/>
26037	34176	Great Lakes Biomedical LTD	11/10/2023	ACCOUNTS _PAYABLE	351.00	104007	Check	11/30/2023	RECONCILED		<input checked="" type="checkbox"/>
26038	32261	OHSAA	11/10/2023	ACCOUNTS _PAYABLE	885.00	104004	Check		OUTSTANDING		<input checked="" type="checkbox"/>
26026	31735	BRYN DEAN	11/3/2023	ACCOUNTS _PAYABLE	7.99	103997	Check	11/30/2023	RECONCILED		<input checked="" type="checkbox"/>
26021	33049	AT&T	11/2/2023	ACCOUNTS _PAYABLE	169.79	103974	Check	11/30/2023	RECONCILED		<input checked="" type="checkbox"/>
26023	34518	Relevant Speakers Network	11/2/2023	ACCOUNTS _PAYABLE	950.00	103979	Check	11/30/2023	RECONCILED		<input checked="" type="checkbox"/>
26005	1000003	Citran Occupation al Health LLC	11/2/2023	ACCOUNTS _PAYABLE	43.00	103996	Check	11/30/2023	RECONCILED		<input checked="" type="checkbox"/>
25998	31350	GARBER ELECTRICAL INC	11/2/2023	ACCOUNTS _PAYABLE	72,790.40	103972	Check		VOID	11/8/2023	<input checked="" type="checkbox"/>
25991	35001	Spectrum Enterprise	11/2/2023	ACCOUNTS _PAYABLE	350.75	103985	Check	11/30/2023	RECONCILED		<input checked="" type="checkbox"/>
26002	36532	Omni Cheer	11/2/2023	ACCOUNTS _PAYABLE	71.99	103987	Check	11/30/2023	RECONCILED		<input checked="" type="checkbox"/>
26020	34865	Amber Price	11/2/2023	ACCOUNTS _PAYABLE	50.00	103983	Check	11/30/2023	RECONCILED		<input checked="" type="checkbox"/>
26010	11648	SCHOLASTIC MAGAZINE	11/2/2023	ACCOUNTS _PAYABLE	336.20	103970	Check	11/30/2023	RECONCILED		<input checked="" type="checkbox"/>
26003	3400	DELANEY PLUMBING	11/2/2023	ACCOUNTS _PAYABLE	110.00	103962	Check	11/30/2023	RECONCILED		<input checked="" type="checkbox"/>
26018	34805	Jacob Rosales	11/2/2023	ACCOUNTS _PAYABLE	90.00	103981	Check	11/30/2023	RECONCILED		<input checked="" type="checkbox"/>
26006	10002	AARON PERRY	11/2/2023	ACCOUNTS _PAYABLE	320.95	103966	Check	11/30/2023	RECONCILED		<input checked="" type="checkbox"/>
26004	36573	Kyle Marlett	11/2/2023	ACCOUNTS _PAYABLE	90.00	103989	Check	11/30/2023	RECONCILED		<input checked="" type="checkbox"/>
26022	33456	Amanda Perry	11/2/2023	ACCOUNTS _PAYABLE	50.00	103976	Check	11/30/2023	RECONCILED		<input checked="" type="checkbox"/>
26012	3577	DEMCO	11/2/2023	ACCOUNTS _PAYABLE	143.41	103963	Check	11/30/2023	RECONCILED		<input checked="" type="checkbox"/>
26017	35659	Cameron Diviak	11/2/2023	ACCOUNTS _PAYABLE	90.00	103986	Check	11/30/2023	RECONCILED		<input checked="" type="checkbox"/>
26008	34966	Joseph Pugh	11/2/2023	ACCOUNTS _PAYABLE	90.00	103984	Check	11/30/2023	RECONCILED		<input checked="" type="checkbox"/>
26013	34825	American Fidelity Administrative	11/2/2023	ACCOUNTS _PAYABLE	93.08	103982	Check	11/2/2023	RECONCILED		<input checked="" type="checkbox"/>
26000	880208	Robert Dunsmore	11/2/2023	ACCOUNTS _PAYABLE	90.00	103995	Check	11/30/2023	RECONCILED		<input checked="" type="checkbox"/>
26009	10097	Geer Gas Corporation	11/2/2023	ACCOUNTS _PAYABLE	32.55	103967	Check	11/30/2023	RECONCILED		<input checked="" type="checkbox"/>
26025	10152	OHIO FFA	11/2/2023	ACCOUNTS	816.00	103968	Check	11/30/2023	RECONCILED		<input checked="" type="checkbox"/>

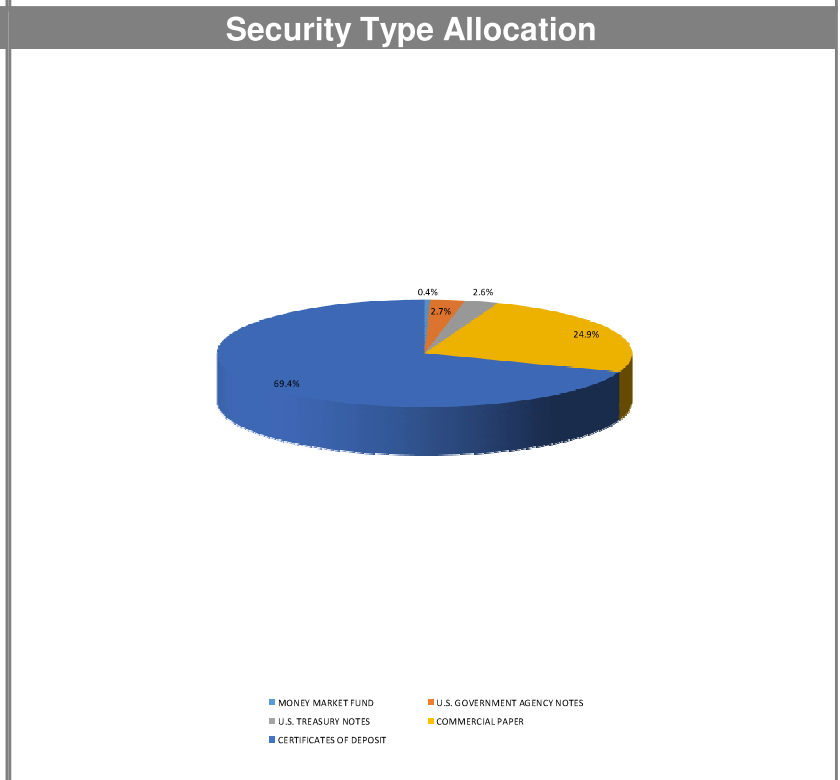
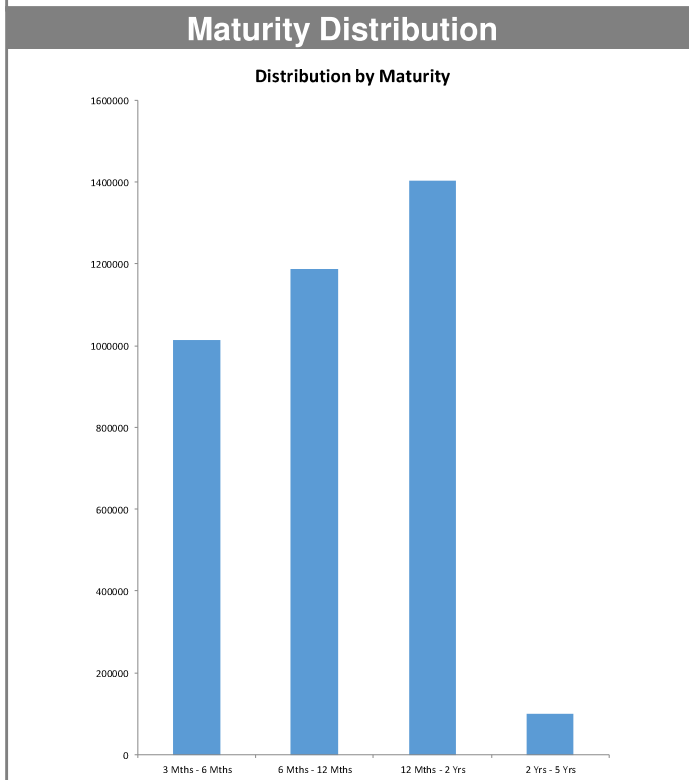
SOUTHEASTERN LOCAL SCHOOL

Disbursement Report

Reference #	Vendor #	Primary Name	Date	Type	Amount	Check #	Check Type	Reconcile Date	Status	Void Date	Printed
		ASSOCIATION		_PAYABLE				3	ED		
26016	6764	KINCAIDS	11/2/2023	ACCOUNTS _PAYABLE	\$ 34.98	103964	Check	11/30/2023	RECONCILED		<input checked="" type="checkbox"/>
26001	34603	Vince Banion	11/2/2023	ACCOUNTS _PAYABLE	50.00	103980	Check	11/30/2023	RECONCILED		<input checked="" type="checkbox"/>
26007	36672	Kristy Volrath	11/2/2023	ACCOUNTS _PAYABLE	50.00	103990	Check	11/30/2023	RECONCILED		<input checked="" type="checkbox"/>
26024	880118	Lindsey Satchell	11/2/2023	ACCOUNTS _PAYABLE	50.00	103993	Check	11/30/2023	RECONCILED		<input checked="" type="checkbox"/>
25992	34464	FCCLA, Inc.	11/2/2023	ACCOUNTS _PAYABLE	180.00	103978	Check	11/30/2023	RECONCILED		<input checked="" type="checkbox"/>
26014	32731	Rieck Mechanical Electrical	11/2/2023	ACCOUNTS _PAYABLE	1,872.42	103973	Check	11/30/2023	RECONCILED		<input checked="" type="checkbox"/>
25994	33166	PJ Bertemes	11/2/2023	ACCOUNTS _PAYABLE	50.00	103975	Check	11/2/2023	RECONCILED		<input checked="" type="checkbox"/>
25996	36673	Kathy Pearson	11/2/2023	ACCOUNTS _PAYABLE	50.00	103991	Check	11/30/2023	RECONCILED		<input checked="" type="checkbox"/>
26011	880107	McCutcheon Music LLC	11/2/2023	ACCOUNTS _PAYABLE	25.50	103992	Check	11/30/2023	RECONCILED		<input checked="" type="checkbox"/>
26015	33514	Megan Rains	11/2/2023	ACCOUNTS _PAYABLE	50.58	103977	Check	11/2/2023	RECONCILED		<input checked="" type="checkbox"/>
25997	30525	FLINN SCIENTIFIC INC.	11/2/2023	ACCOUNTS _PAYABLE	69.79	103971	Check	11/30/2023	RECONCILED		<input checked="" type="checkbox"/>
25993	36566	ArchiveSoci al Inc.	11/2/2023	ACCOUNTS _PAYABLE	3,141.00	103988	Check	11/30/2023	RECONCILED		<input checked="" type="checkbox"/>
26019	10165	OASSA	11/2/2023	ACCOUNTS _PAYABLE	295.00	103969	Check	11/30/2023	RECONCILED		<input checked="" type="checkbox"/>
25995	8950	NORTHEASTERN BOARD OF ED	11/2/2023	ACCOUNTS _PAYABLE	90.00	103965	Check	11/30/2023	RECONCILED		<input checked="" type="checkbox"/>
25999	880190	Pitney Bowes Inc	11/2/2023	ACCOUNTS _PAYABLE	162.60	103994	Check	11/30/2023	RECONCILED		<input checked="" type="checkbox"/>
26071			11/1/2023	PAYROLL	266,728.97		0 Electronic		OUTSTANDING		<input type="checkbox"/>
26073			11/1/2023	PAYROLL	200.00		0 Electronic		OUTSTANDING		<input type="checkbox"/>
Grand Total					\$ 1,006,767.04						

Monthly Investment Summary
Southeastern Local Schools
US Bank Custodian Acct Ending x70998
 November 30, 2023

Monthly Cash Flow Activity		Market Value Summary				
From 10-31-23 through 11-30-23						
Beginning Book Value	3,721,049.02	Security Type	Market Value	Pct. Assets	Avg Yield at Cost	Wght Avg Mat
Contributions	0.00	Money Market Fund				
Withdrawals	0.00	MONEY MARKET FUND	14,842.45	0.4	5.24	0.00
Prior Month Management Fees	-461.83	Fixed Income				
Realized Gains/Losses	0.00	U.S. GOVERNMENT AGENCY NOTES	99,754.59	2.7	5.05	0.97
Gross Interest Earnings	3,493.55	U.S. TREASURY NOTES	97,218.75	2.6	3.38	1.20
Ending Book Value	3,724,080.74	Accrued Interest	3,028.39	0.1		
		Commercial Paper				
		COMMERCIAL PAPER	920,237.01	24.7	5.83	0.38
		Certificate of Deposit				
		CERTIFICATES OF DEPOSIT	2,565,097.53	69.0	3.57	1.03
		Accrued Interest	18,345.79	0.5		
		TOTAL PORTFOLIO	3,718,524.51	100.0	4.18	0.87



Disclosures:

RedTree's internal accounting system is used as the source of the market value of this account. Although obtained from a source believed to be reliable, we cannot guarantee its accuracy. You should review all account statements provided by the custodian and compare with the statements provided by RedTree.

Portfolio Holdings Report
Southeastern Local Schools
US Bank Custodian Acct Ending x70998
 November 30, 2023

Quantity	Cusip	Security Description	Moody's	S&P	Cost Basis	Market Value	Yield at Cost	Wtd Maturity	Purchase Date
U.S. GOVERNMENT AGENCY NOTES									
100,000	3130AV5N8	Federal Home Ln Bank 5.000% Due 12-13-24	Aaa	AA+	99,922.00	99,754.59	5.05	0.97	02-28-23
		Accrued Interest				2,333.33			
					99,922.00	102,087.92	5.05	0.97	
U.S. TREASURY NOTES									
100,000	9128283Z1	US Treasury Note 2.750% Due 02-28-25	Aaa	AA+	98,507.80	97,218.75	3.38	1.20	08-31-22
		Accrued Interest				695.05			
					98,507.80	97,913.80	3.38	1.20	
CERTIFICATES OF DEPOSIT									
249,000	90348JJQ4	UBS Bank USA, UT 2.900% Due 04-03-24			248,875.50	246,897.19	2.93	0.33	04-03-19
246,000	38149MAZ6	Goldman Sachs Bank USA, NY 2.700% Due 06-05-24			245,877.00	242,610.37	2.71	0.49	06-10-19
100,000	254673J72	Discover Bank, DE 3.100% Due 06-28-24			99,900.00	98,661.04	3.15	0.55	06-28-22
247,000	14042TBQ9	Capital One Bank USA, Glen Allen, VA 2.250% Due 08-07-24			246,506.00	241,587.76	2.29	0.67	08-07-19
247,000	14042RMW8	Capital One, NA, Mclean, VA 2.100% Due 08-14-24			246,629.50	241,176.94	2.13	0.68	08-16-19
100,000	15987UAV0	Charles Schwab Bank, TX 5.400% Due 09-23-24			99,925.00	99,689.88	5.45	0.78	03-17-23
100,000	20786AET8	ConnectOne Bank, NJ 4.800% Due 11-15-24			99,900.00	99,304.25	4.90	0.91	11-15-22
150,000	05580AM84	BMW Bank of North America, UT 2.700% Due 04-22-25			149,775.00	144,490.15	2.75	1.34	04-22-22
248,000	856285TF8	State Bank of India, NY 1.600% Due 04-29-25			247,132.00	235,135.03	1.67	1.36	04-29-20
100,000	307811FJ3	Farmers & Merchants Bank, WI 4.700% Due 05-19-25			99,900.00	98,985.75	4.79	1.38	11-17-22
244,000	61768EUU5	Morgan Stanley Private Bank, NY 4.900% Due 06-09-25			243,756.00	242,183.39	4.95	1.41	06-07-23
100,000	02357QBY2	Amerant Bank NA, FL 5.000% Due 06-16-25			99,950.00	99,411.30	5.08	1.45	06-16-23
248,000	29367SKM5	Enterprise Bank & Trust, MO 5.000% Due 06-20-25			247,752.00	246,541.64	5.11	1.46	06-20-23
130,000	138138AB8	Canton Co-Op Bank, MA 5.000% Due 07-21-25			129,870.00	129,244.78	5.11	1.53	07-21-23
100,000	552249CH5	Lyons National Bank, NY 4.850% Due 03-16-26			99,875.00	99,178.06	4.89	2.12	03-15-23
		Accrued Interest				18,345.79			
					2,605,623.00	2,583,443.33	3.57	1.03	
COMMERCIAL PAPER									
250,000	63307LCJ8	National Bank of Canada 0.000% Due 03-18-24	P-1	A-1	242,138.89	245,856.25	5.84	0.30	08-31-23
130,000	89233GCM6	Toyota Motor Credit 0.000% Due 03-21-24	P-1	A-1+	126,459.02	127,811.97	5.70	0.31	09-26-23
250,000	89119ACR7	TD USA 0.000% Due 03-25-24	P-1	A-1+	239,556.25	245,625.75	5.81	0.32	06-29-23
150,000	89233GE36	Toyota Motor Credit 0.000% Due 05-03-24	P-1	A-1+	143,770.00	146,493.60	5.84	0.42	08-10-23

Disclosures:

RedTree's internal accounting system is used as the source of the market value of this account. Although obtained from a source believed to be reliable, we cannot guarantee its accuracy. You should review all account statements provided by the custodian and compare with the statements provided by RedTree.

Questions? Call 888.596.2293 or email info@redtreeinv.com



Portfolio Holdings Report
Southeastern Local Schools
US Bank Custodian Acct Ending x70998
 November 30, 2023

Quantity	Cusip	Security Description	Moody's	S&P	Cost Basis	Market Value	Yield at Cost	Wtd Maturity	Purchase Date
160,000	06054NGF2	Bank of America 0.000% Due 07-15-24		A-1	153,261.33	154,449.44	5.95	0.61	10-23-23
					905,185.49	920,237.01	5.83	0.38	
MONEY MARKET FUND									
	USBMMF	First American Treasury Obligations Fund			14,842.45	14,842.45	5.24		
TOTAL PORTFOLIO					3,724,080.74	3,718,524.51	4.18	0.87	

Disclosures:

RedTree's internal accounting system is used as the source of the market value of this account. Although obtained from a source believed to be reliable, we cannot guarantee its accuracy. You should review all account statements provided by the custodian and compare with the statements provided by RedTree.

Questions? Call 888.596.2293 or email info@redtreeinv.com