

SOUTHEASTERN LOCAL SCHOOL DISTRICT

FINANCIAL REPORT

01/31/2023



Southeastern Local Schools
Clark County, Ohio

General Fund Financial History/Projection

01/31/2023
Percent of Fiscal Year Complete
58.33%

	2022-2023 <u>Projection</u>	2022-2023 <u>FYTD Actual</u>	<u>FYTD %</u>
REVENUE			
General Property (Real Estate)	\$2,835,201.00	\$1,186,695.68	41.86%
Tangible Personal Property	\$477,052.00	\$237,123.63	49.71%
Income Tax	\$1,399,863.00	\$989,492.42	70.68%
Unrestricted Grants-in-Aid	\$4,426,047.00	\$2,647,735.66	59.82%
Restricted Grants-in-Aid	\$252,212.00	\$147,427.34	58.45%
Restricted Grants-in-Aid - SFSF	\$0.00	\$0.00	0.00%
Property Tax Allocation	\$357,459.00	\$178,811.57	50.02%
All Other Operating Revenue	\$406,876.00	\$86,472.67	21.25%
TOTAL	\$10,154,710.00	\$5,473,758.97	53.90%
EXPENDITURES			
Salaries & Wages	\$5,655,198.00	\$3,304,745.65	58.44%
Benefits	\$2,183,929.00	\$1,308,902.68	59.93%
Services	\$1,773,974.00	\$888,573.25	50.09%
Supplies	\$256,327.00	\$255,747.91	99.77%
Equipment	\$47,500.00	\$3,388.79	7.13%
Debt	\$0.00	\$0.00	0.00%
Other	\$172,592.00	\$104,559.47	60.58%
TOTAL	\$10,089,520.00	\$5,865,917.75	58.14%
SURPLUS/(DEFICIT)	\$65,190.00	(\$392,158.78)	

**HISTORICAL COMPARISON BY OBJECT
SOUTHEASTERN LOCAL SCHOOLS**

	FY 20 07/19-01/20	FY 21 07/20-01/21	% of Change	FY 22 07/21-01/22	% of Change	FY 23 07/22-01/23	% of Change
REVENUE							
General Property (Real Estate)	\$1,247,306	\$1,103,735	-11.51%	\$1,039,828	-5.79%	\$1,186,696	14.12%
Tangible Personal Property	152,744	216,339	41.63%	211,755	-2.12%	237,124	11.98%
Income Tax	826,331	853,825	3.33%	964,502	12.96%	989,492	2.59%
Unrestricted Grants-in-Aid	2,382,654	2,290,686	-3.86%	2,682,245	17.09%	2,647,736	-1.29%
Restricted Grants-in-Aid	29,681	29,682	0.00%	108,231	264.64%	147,427	36.22%
Restricted Grants-in-Aid - SFSF	0	0	-	0	-	0	-
Property Tax Allocation	188,586	185,415	-1.68%	182,350	-1.65%	178,812	-1.94%
All Other Operating Revenue	441,267	526,373	19.29%	379,260	-27.95%	86,473	-77.20%
TOTAL REVENUE	\$5,268,569	\$5,206,054	-1.19%	\$5,568,172	6.96%	\$5,473,759	-1.70%
EXPENDITURES							
Salaries & Wages	3,351,565	3,283,163	-2.04%	3,196,175	-2.65%	3,304,746	3.40%
Benefits	1,191,231	1,250,804	5.00%	1,260,749	0.80%	1,308,903	3.82%
Services	977,074	1,021,385	4.54%	901,617	-11.73%	888,573	-1.45%
Supplies	182,810	164,485	-10.02%	178,579	8.57%	255,748	43.21%
Equipment	45,600	66,874	46.65%	5,568	-91.67%	3,389	-39.13%
Debt	0	0	-	0	-	0	-
Other	110,975	89,940	-18.95%	90,937	1.11%	104,559	14.98%
TOTAL EXPENDITURES	\$5,859,255	\$5,876,651	0.30%	\$5,633,625	-4.14%	\$5,865,918	4.12%
SURPLUS/DEFICIT	(590,686)	(670,596)	13.53%	(65,454)	-90.24%	(392,159)	499.14%
OTHER SOURCES/USES							
Advances/Transfers In	49,616	241,548	386.83%	166,949	-30.88%	89,647	-46.30%
Advances/Transfers Out	0	0	-	0	-	0	-
All Other Financing Sources	28,951	91,529	216.15%	12,484	-86.36%	17,817	42.72%
Debt Service	0	0	-	0	-	0	-
NET SOURCES/USES	78,567	333,077	323.94%	179,433	-46.13%	107,464	-40.11%
BEGINNING CASH	\$6,224,993	\$5,154,489	10.05%	\$4,652,132	1.69%	\$5,158,153	1.36%
ENDING CASH	\$5,712,874	\$4,973,591	11.79%	\$4,766,111	0.80%	\$4,714,583	1.39%
ENCUMBRANCES	\$893,865	\$861,736	56.24%	\$745,288	-57.27%	\$1,041,924	49.32%
UNENCUMBERED CASH	\$4,819,009	\$3,955,233	7.61%	\$4,020,823	8.73%	\$3,672,659	-1.19%
% of Salaries to Revenue	63.61%	63.06%		57.40%		60.37%	
% of Benefits to Revenue	22.61%	24.03%		22.64%		23.91%	
Total to Revenue	86.22%	87.09%		80.04%		84.29%	
Days of Operating Cash	176.83	144.03		152.74		133.99	

**MONTHLY BUDGET VARIANCE
SOUTHEASTERN LOCAL SCHOOLS**

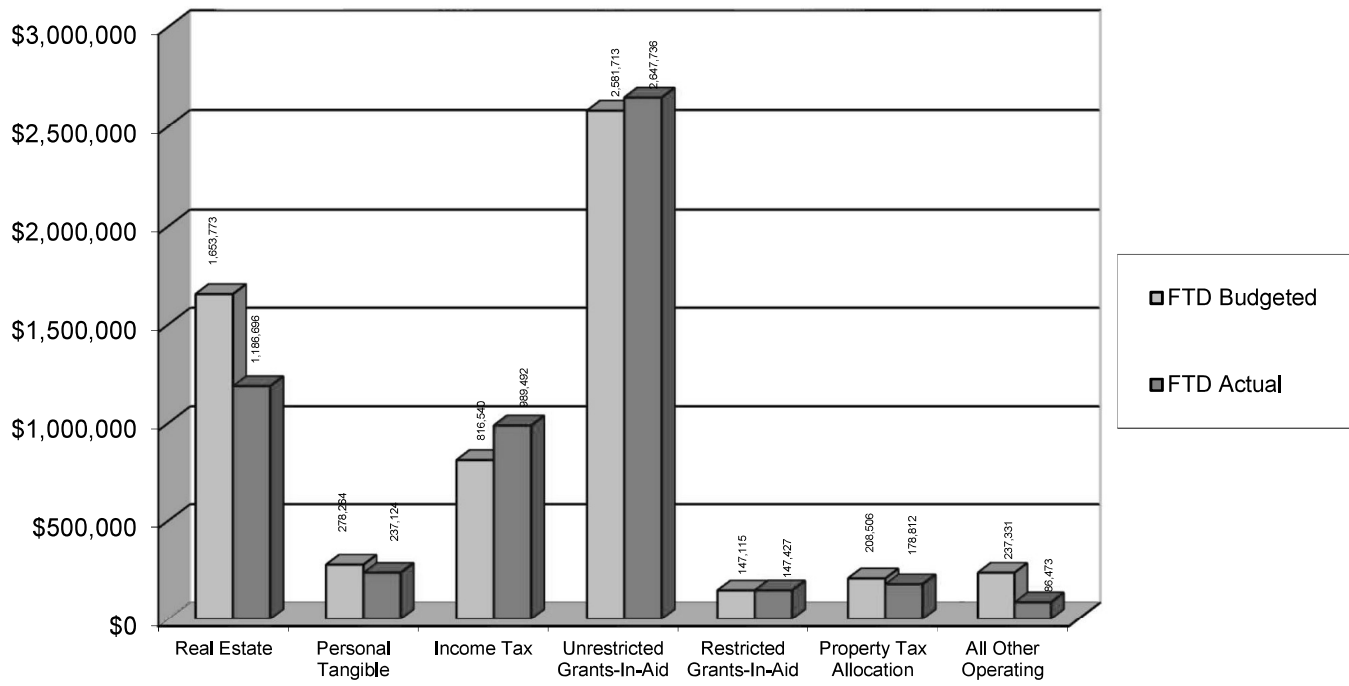
	FTD Budgeted	FTD Actual	Variance	Percentage Variance	MTD Budgeted	MTD Actual	Variance	Percentage Variance
<i>REVENUE</i>								
General Property (Real Estate)	\$1,653,773	\$1,186,696	-\$467,077	-28.24%	\$236,267	\$166,172	(\$70,094)	-29.67%
Tangible Personal Property	\$278,264	\$237,124	-\$41,141	-14.78%	\$39,754	\$0	(\$39,754)	-100.00%
Income Tax	\$816,540	\$989,492	\$172,952	21.18%	\$116,655	\$272,376	155,720	133.49%
Unrestricted Grants-In-Aid	\$2,581,713	\$2,647,736	\$66,022	2.56%	\$368,837	\$381,571	12,734	3.45%
Restricted Grants-In-Aid	\$147,115	\$147,427	\$312	0.21%	\$21,018	\$20,846	(\$172)	-0.82%
Restricted Grants-In-Aid - SFSF	\$0	\$0	\$0	-	\$0	\$0	0	-
Property Tax Allocation	\$208,506	\$178,812	-\$29,694	-14.24%	\$29,788	\$0	(\$29,788)	-100.00%
All Other Operating Revenue	\$237,331	\$86,473	-\$150,858	-63.56%	\$33,906	\$1,864	(\$32,042)	-94.50%
TOTAL REVENUE	\$5,923,242	\$5,473,759	(\$449,483)	-7.59%	\$846,226	\$842,829	(\$3,396)	-0.40%
<i>EXPENDITURES</i>								
Salaries & Wages	\$3,298,677	\$3,304,746	(\$6,069)	0.18%	\$471,267	\$464,787	\$6,480	-1.38%
Benefits	\$1,273,886	\$1,308,903	(\$35,017)	2.75%	181,994	\$262,881	(\$80,887)	44.45%
Services	\$1,034,759	\$888,573	146,186	-14.13%	147,831	\$160,081	(\$12,250)	8.29%
Supplies	\$149,516	\$255,748	(106,232)	71.05%	21,361	\$5,972	15,388	-72.04%
Equipment	\$27,707	\$3,389	24,318	-87.77%	3,958	\$1,104	\$2,854	-72.11%
Debt	\$0	\$0	0	-	0	\$0	0	-
Other	\$100,673	\$104,559	(3,887)	3.86%	14,383	\$17,371	(2,989)	20.78%
TOTAL EXPENSES	\$5,885,217	\$5,865,918	\$19,299	-0.33%	\$840,793	\$912,197	(\$71,404)	8.49%
SURPLUS/DEFICIT	\$38,025	(\$392,159)	(\$430,184)	-1131.31%	\$5,432	(\$69,368)	(\$74,800)	-1376.90%
<i>OTHER USES/SOURCES</i>								
Transfers/Advances In	0	0	0	-	0	0	0	-
Transfers/Advances Out	0	113,388	113,388	-	0	0	0	-
All Other Financing Sources/(Uses)	0	0	0	-	664	0	\$664	-100.00%
NET SOURCES/USES	0	113,388	113,388	-	664	0	0	-

Southeastern Local Schools
Explanation of Checks Over \$5,000

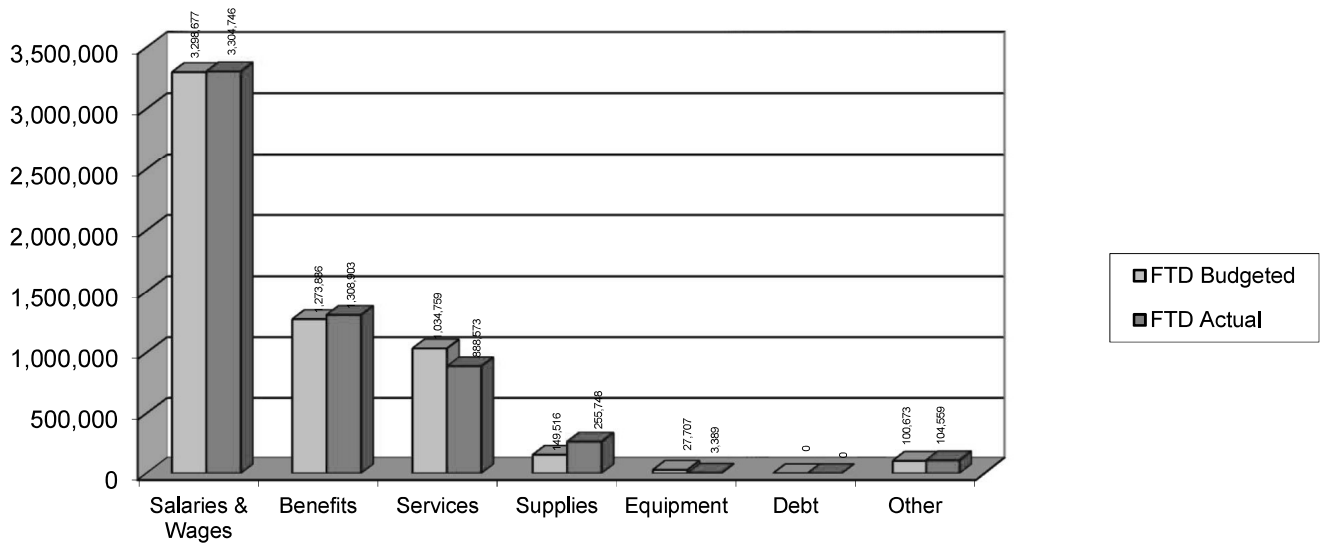
01/01/2023-01/31/2023

Check #	Vendor Name	Amount	Explanation
999980	American Fidelity Products	\$95,600.00	Board Contribution Health Savings Account
103065	Clark County ESC	\$130,686.82	Related Services
999974	Foundation	\$5,911.93	Foundation Expenses
999972	Retirement SERS	\$16,081.44	Board Share Classified Retirement
999977	EPC Dental/Vision	\$6,142.34	Board Share Dental/Vision Coverage
999973	Payroll	\$7,152.48	Medicare, FICA
999976	EPC-Self Funded Medical Plan	\$100,827.85	Health Medical Premiums
999971	Retirement STRS	\$59,950.16	Board Share Certified Staff
103022	SC Strategic Solutions	\$7,579.99	Financial Software Annual Subscription
103025	James G Zupka CPA Inc	\$5,001.00	Final Audit Expense
103028	Service Supply Ltd	\$71,214.22	Playground Equipment (ESSER Funds)
102993	Montgomery County ESC	\$7,770.00	Related Services

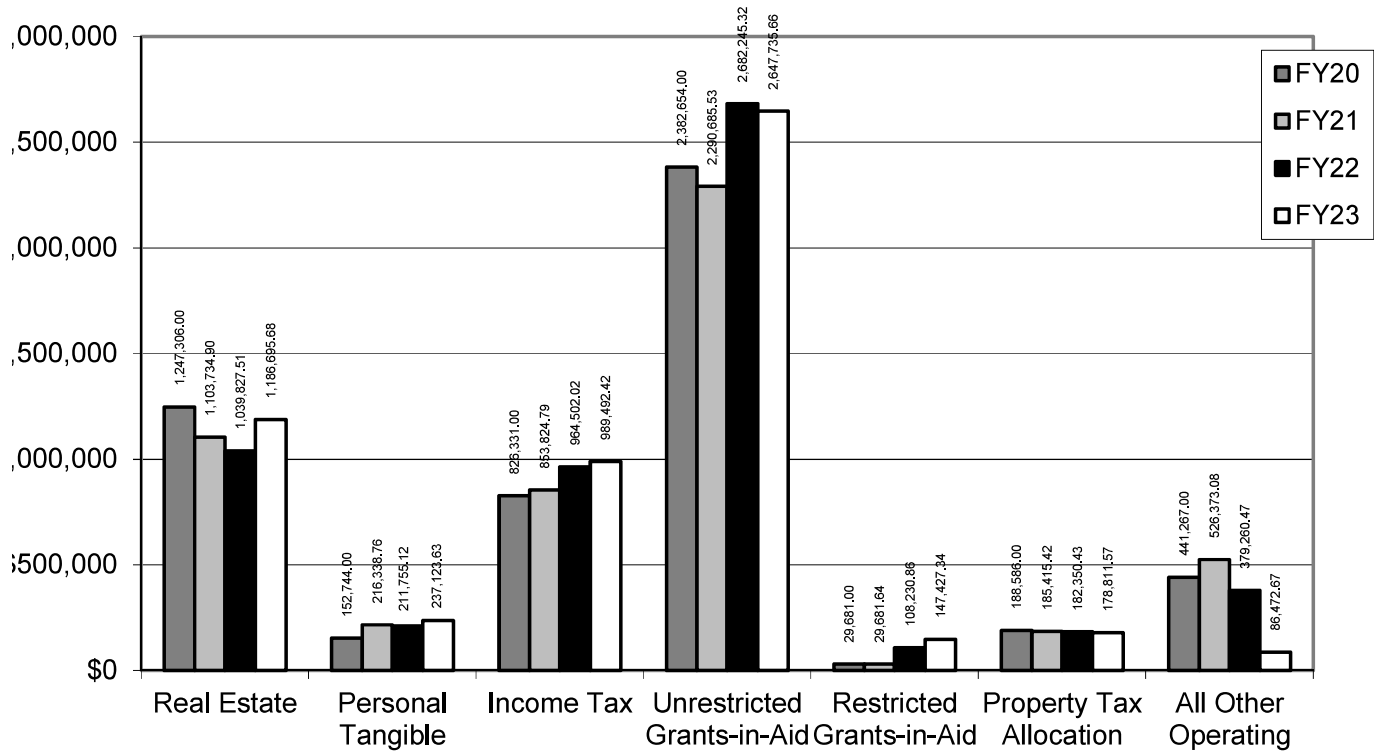
FTD BUDGETED vs. FTD ACTUAL



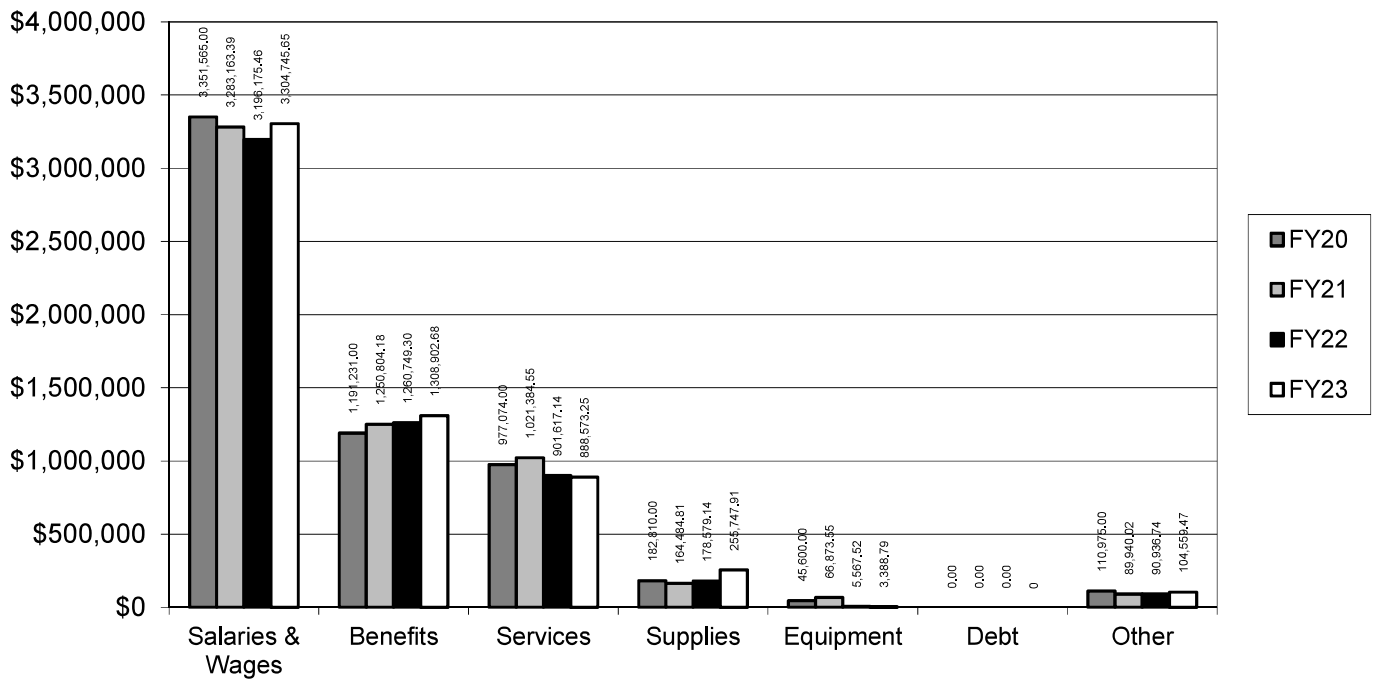
FTD BUDGETED vs. FTD ACTUAL



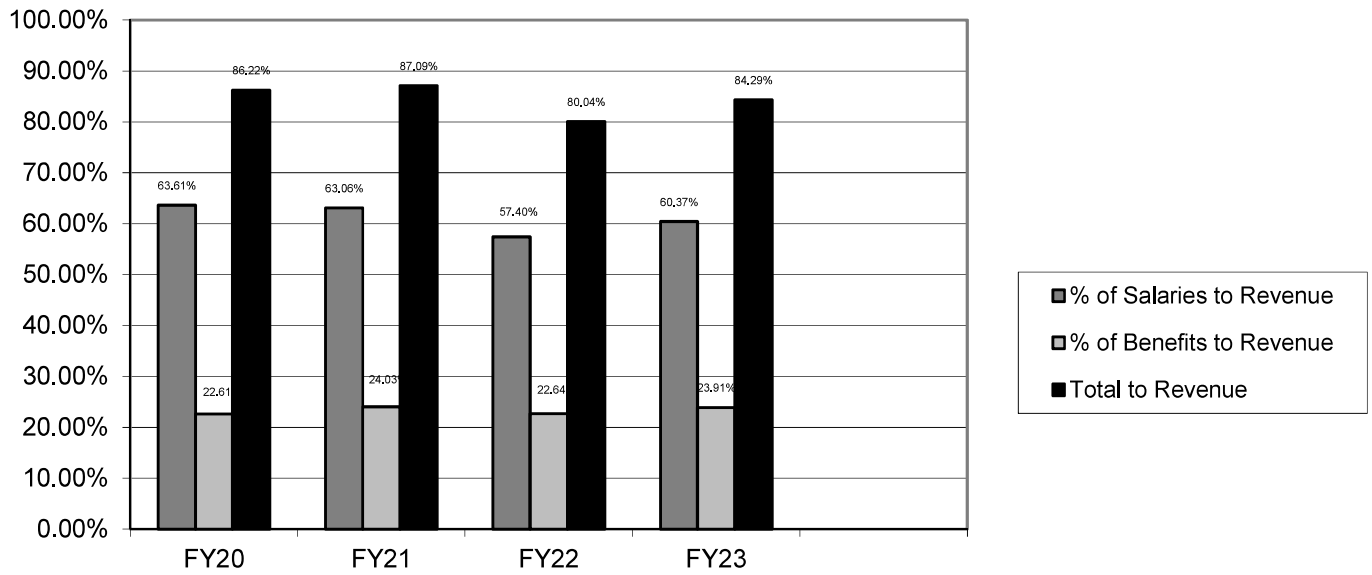
HISTORICAL REVENUE



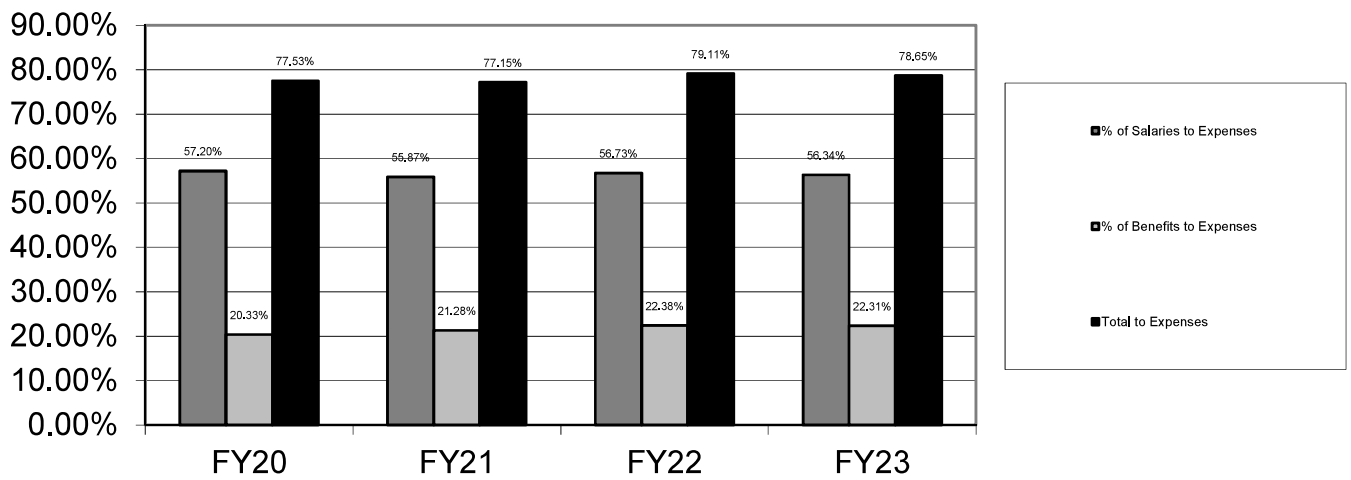
HISTORICAL EXPENDITURES



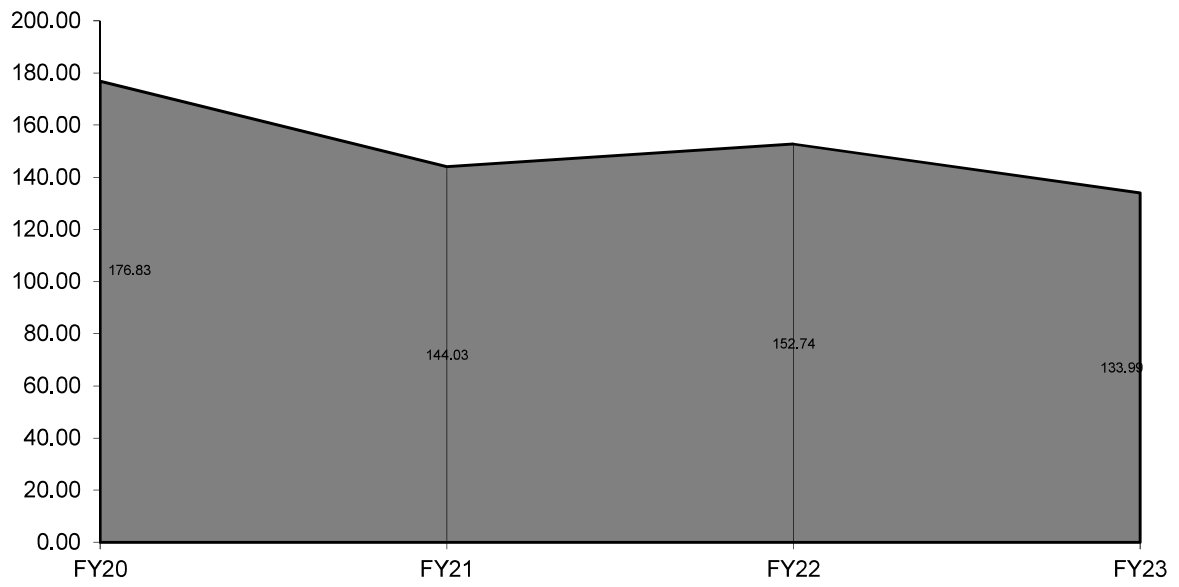
% OF SALARIES AND BENEFITS TO REVENUE



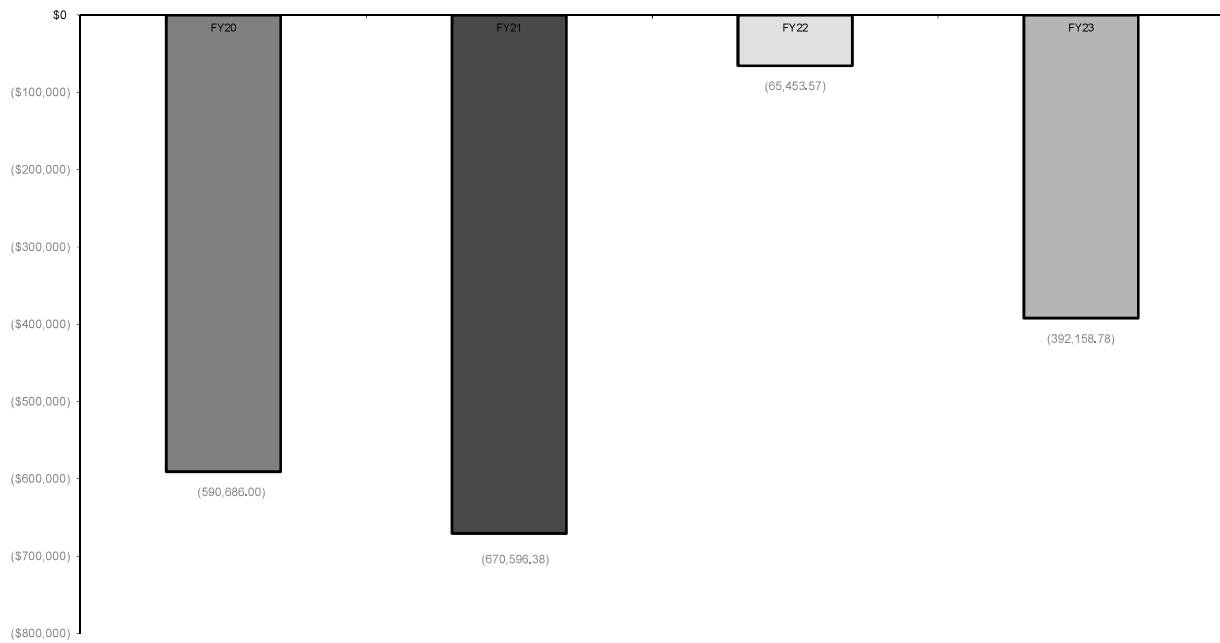
% OF SALARIES AND BENEFITS TO EXPENDITURES



Days of Operating Cash



SURPLUS/DEFICIT



Gross Depository Balances:

AP	\$52,325.00
ICS DDA	\$505,860.51
Point of Sales	\$8,491.16
ICS MMA	\$175.68
Red Tree	\$3,618,654.47
Payroll Interest	\$0.00

Total Depository Balances (Gross) \$4,185,506.82

Adjustments to Bank Balance:

Cash in Transit to Bank	\$0.00
Outstanding Checks	(\$23,430.45)
Adjustments:	
Payroll Transfer	(\$0.04)

Total Adjustments to Bank Balance (\$23,430.49)

Investments:

Treasury Bonds and Notes	\$0.00
Certificate of Deposits	\$0.00
Other Securities	\$0.00
Other Investments:	

Total Investments \$0.00

Cash on Hand:

Petty Cash:	
Movie Tickets	\$425.00
Change Cash:	
Cash with Fiscal Agent	\$0.00

Total Cash on Hand \$425.00

Total Balances \$4,162,501.33

Total Fund Balance \$4,162,501.33

Depository Clearance Accounts:

Total Clearance Account Balances \$0.00

Treasurer

SOUTHEASTERN LOCAL SCHOOL
Spending Plan Summary

ODE Line Number	Monthly Estimate	Monthly Actual	Monthly Difference	FYDTEstimate	FYTDActual	FYTDDifference
01.010 General Property (Real Estate)	\$ 0.00	\$ 166,172.32	\$ 166,172.32	\$ 0.00	\$ 1,186,695.68	\$ 1,186,695.68
01.020 Tangible Personal Property Tax	0.00	0.00	0.00	0.00	237,123.63	237,123.63
01.030 Income Tax	0.00	272,375.71	272,375.71	0.00	989,492.42	989,492.42
01.035 Unrestricted Grants-in-Aid	0.00	381,571.43	381,571.43	0.00	2,647,735.66	2,647,735.66
01.040 Restricted Grants-in-Aid	0.00	20,845.87	20,845.87	0.00	147,427.34	147,427.34
01.045 Restricted Federal Grants-in-Aid - SFSF	0.00	0.00	0.00	0.00	0.00	0.00
01.050 Property Tax Allocation	0.00	0.00	0.00	0.00	178,811.57	178,811.57
01.060 All Other Operating Revenue	0.00	1,864.15	1,864.15	0.00	86,472.67	86,472.67
01.070 Total Revenue	0.00	842,829.48	842,829.48	0.00	5,473,758.97	5,473,758.97
02.010 Proceeds from Sale of Notes	0.00	0.00	0.00	0.00	0.00	0.00
02.020 State Emergency Loans & Advancements (Approved)	0.00	0.00	0.00	0.00	0.00	0.00
02.040 Operating Transfers-In	0.00	0.00	0.00	0.00	0.00	0.00
02.050 Advances-In	0.00	0.00	0.00	0.00	89,646.96	89,646.96
02.060 All Other Financial Sources	0.00	0.00	0.00	0.00	17,817.22	17,817.22
02.070 Total Other Financing Sources	0.00	0.00	0.00	0.00	107,464.18	107,464.18
02.080 Total Revenues and Other Financing Sources	0.00	842,829.48	842,829.48	0.00	5,581,223.15	5,581,223.15
03.010 Personal Services	0.00	464,786.55	464,786.55	0.00	3,304,745.65	3,304,745.65
03.020 Employees' Retirement/Insurance Benefits	0.00	262,881.43	262,881.43	0.00	1,308,902.68	1,308,902.68
03.030 Purchased Services	0.00	160,081.36	160,081.36	0.00	888,573.25	888,573.25
03.040 Supplies and Materials	0.00	5,972.46	5,972.46	0.00	255,747.91	255,747.91
03.050 Capital Outlay	0.00	1,104.00	1,104.00	0.00	3,388.79	3,388.79
03.060 Intergovernmental	0.00	0.00	0.00	0.00	0.00	0.00
04.010 Debt Service: All Principal (Historical)	0.00	0.00	0.00	0.00	0.00	0.00
04.020 Debt Service: Principal-Notes	0.00	0.00	0.00	0.00	0.00	0.00
04.030 Debt Service: Principal - State Loans	0.00	0.00	0.00	0.00	0.00	0.00
04.040 Debt Service: Principal - State Advancements	0.00	0.00	0.00	0.00	0.00	0.00
04.050 Debt Service: Principal - HB 264 Loans	0.00	0.00	0.00	0.00	0.00	0.00
04.055 Debt Service: Principal - Other	0.00	0.00	0.00	0.00	0.00	0.00
04.060 Debt Service: Interest and Fiscal Charges	0.00	0.00	0.00	0.00	0.00	0.00
04.300 Other Objects	0.00	17,371.18	17,371.18	0.00	104,559.47	104,559.47
04.500 Total Expenditures	0.00	912,196.98	912,196.98	0.00	5,865,917.75	5,865,917.75
05.010 Operational Transfers - Out	0.00	0.00	0.00	0.00	0.00	0.00
05.020 Advances - Out	0.00	0.00	0.00	0.00	0.00	0.00
05.030 All Other Financing Uses	0.00	0.00	0.00	0.00	0.00	0.00
05.040 Total Other Financing Uses	0.00	0.00	0.00	0.00	0.00	0.00
05.050 Total Expenditure and Other Financing Uses	0.00	912,196.98	912,196.98	0.00	5,865,917.75	5,865,917.75
06.010 Excess Rev & Oth Financing Sources over(under) Exp & Oth F	0.00	(69,367.50)	(69,367.50)	0.00	(284,694.60)	(284,694.60)
07.010 Cash Balance-July1 -Excluding Proposed Renew/Replace & New	0.00	4,499,256.11	4,499,256.11	0.00	4,714,583.21	4,714,583.21
07.020 Cash Balance June 30	0.00	4,429,888.61	4,429,888.61	0.00	4,429,888.61	4,429,888.61
08.010 Estimated Encumbrances June 30	0.00	1,041,924.02	1,041,924.02	0.00	1,041,924.02	1,041,924.02

SOUTHEASTERN LOCAL SCHOOL

Checks Written

Reference #	Vendor #	Primary Name	Date	Type	Amount	Check #	Check Type	Reconcile Date	Status	Void Date	Printed
24972	900018	American Fidelity products	1/31/2023	ACCOUNTS_PAYABLE	\$ 95,600.00	999980	Electronic	1/31/2023	RECONCILED		<input type="checkbox"/>
24971	900042	SECURITY NATIONAL BANK	1/31/2023	ACCOUNTS_PAYABLE	101.50	999979	Electronic	1/31/2023	RECONCILED		<input type="checkbox"/>
24970	2300	CLARK COUNTY EDUCATIONAL	1/30/2023	ACCOUNTS_PAYABLE	130,686.82	103065	Check	1/30/2023	RECONCILED		<input checked="" type="checkbox"/>
24954	900014	FOUNDATION	1/27/2023	ACCOUNTS_PAYABLE	5,911.93	999974	Electronic	1/27/2023	RECONCILED		<input type="checkbox"/>
24960	35659	Cameron Diviak	1/27/2023	ACCOUNTS_PAYABLE	80.00	103063	Check	1/31/2023	RECONCILED		<input checked="" type="checkbox"/>
24950	900055	Sun Life Assurance	1/27/2023	ACCOUNTS_PAYABLE	499.80	999978	Electronic	1/27/2023	RECONCILED		<input type="checkbox"/>
24966	10375	PEPSI COLA CO.	1/27/2023	ACCOUNTS_PAYABLE	308.25	103051	Check		OUTSTANDING		<input checked="" type="checkbox"/>
24956	900042	SECURITY NATIONAL BANK	1/27/2023	ACCOUNTS_PAYABLE	2,258.72	999975	Electronic	1/27/2023	RECONCILED		<input type="checkbox"/>
24955	900002	RETIREDERS	1/27/2023	ACCOUNTS_PAYABLE	16,081.44	999972	Electronic	1/27/2023	RECONCILED		<input type="checkbox"/>
24951	900054	EPC-Dental/Visio n Benefit Plan	1/27/2023	ACCOUNTS_PAYABLE	6,142.34	999977	Electronic	1/27/2023	RECONCILED		<input type="checkbox"/>
24964	34996	Los Mariachis	1/27/2023	ACCOUNTS_PAYABLE	556.00	103062	Check		OUTSTANDING		<input checked="" type="checkbox"/>
24968	30081	WALSWORTH PUBLISHING CO	1/27/2023	ACCOUNTS_PAYABLE	3,081.41	103054	Check		OUTSTANDING		<input checked="" type="checkbox"/>
24958	31451	MANNA FOOD PANTRY	1/27/2023	ACCOUNTS_PAYABLE	550.00	103055	Check		OUTSTANDING		<input checked="" type="checkbox"/>
24952	900005	PAYROLL	1/27/2023	ACCOUNTS_PAYABLE	7,152.48	999973	Electronic	1/27/2023	RECONCILED		<input type="checkbox"/>
24953	900052	EPC-Self-Funded Medical Plan	1/27/2023	ACCOUNTS_PAYABLE	100,827.85	999976	Electronic	1/27/2023	RECONCILED		<input type="checkbox"/>
24949	900001	RETIRED STRS	1/27/2023	ACCOUNTS_PAYABLE	59,590.16	999971	Electronic	1/27/2023	RECONCILED		<input type="checkbox"/>
24967	33039	Nasco Arts & Crafts	1/27/2023	ACCOUNTS_PAYABLE	3.76	103059	Check		OUTSTANDING		<input checked="" type="checkbox"/>
24962	33036	ProSource	1/27/2023	ACCOUNTS_PAYABLE	2,054.00	103058	Check	1/31/2023	RECONCILED		<input checked="" type="checkbox"/>
24965	34805	Jacob Rosales	1/27/2023	ACCOUNTS_PAYABLE	80.00	103061	Check		OUTSTANDING		<input checked="" type="checkbox"/>
24961	20599	WESTWATER SPLY,INC.	1/27/2023	ACCOUNTS_PAYABLE	705.98	103053	Check	1/31/2023	RECONCILED		<input checked="" type="checkbox"/>
24963	33253	AJ Woods	1/27/2023	ACCOUNTS_PAYABLE	205.25	103060	Check		OUTSTANDING		<input checked="" type="checkbox"/>
24957	32183	AES Ohio	1/27/2023	ACCOUNTS_PAYABLE	4,402.23	103056	Check		OUTSTANDING		<input checked="" type="checkbox"/>
24969	10725	PSAT/NMSQT	1/27/2023	ACCOUNTS_PAYABLE	180.00	103052	Check		OUTSTANDING		<input checked="" type="checkbox"/>
24959	880179	Good Valley Water LLC	1/27/2023	ACCOUNTS_PAYABLE	121.00	103064	Check		OUTSTANDING		<input checked="" type="checkbox"/>
24940	1000003	Citran Occupational Health LLC	1/20/2023	ACCOUNTS_PAYABLE	73.00	103050	Check		OUTSTANDING		<input checked="" type="checkbox"/>
24936	34825	American Fidelity Administrat	1/20/2023	ACCOUNTS_PAYABLE	79.88	103042	Check	1/20/2023	RECONCILED		<input checked="" type="checkbox"/>

SOUTHEASTERN LOCAL SCHOOL

Checks Written

Reference #	Vendor #	Primary Name	Date	Type	Amount	Check #	Check Type	Reconcile Date	Status	Void Date	Printed
24931	12700	ive MILLER'S TEXTILE SERVICES	1/20/2023	ACCOUNTS _PAYABLE	\$ 222.06	103035	Check	1/31/2023	RECONCILED		<input checked="" type="checkbox"/>
24944	34067	Plank Road Publishing, Inc.	1/20/2023	ACCOUNTS _PAYABLE	47.35	103039	Check	1/31/2023	RECONCILED		<input checked="" type="checkbox"/>
24932	3350	Centerpoint Energy	1/20/2023	ACCOUNTS _PAYABLE	2,123.37	103031	Check		OUTSTANDING		<input checked="" type="checkbox"/>
24937	34920	Ohio Valley Medical Center	1/20/2023	ACCOUNTS _PAYABLE	3,000.00	103043	Check	1/31/2023	RECONCILED		<input checked="" type="checkbox"/>
24929	34938	US Awards Inc	1/20/2023	ACCOUNTS _PAYABLE	125.89	103044	Check	1/31/2023	RECONCILED		<input checked="" type="checkbox"/>
24935	10970	Dean Foods	1/20/2023	ACCOUNTS _PAYABLE	521.41	103034	Check	1/20/2023	RECONCILED		<input checked="" type="checkbox"/>
24942	35076	Hershey Creamery Co	1/20/2023	ACCOUNTS _PAYABLE	224.90	103045	Check		OUTSTANDING		<input checked="" type="checkbox"/>
24938	32464	Habitec Security	1/20/2023	ACCOUNTS _PAYABLE	1,003.29	103038	Check		OUTSTANDING		<input checked="" type="checkbox"/>
24927	5223	W. R. HACKETT INC.,	1/20/2023	ACCOUNTS _PAYABLE	1,460.05	103033	Check	1/31/2023	RECONCILED		<input checked="" type="checkbox"/>
24930	880179	Good Valley Water LLC	1/20/2023	ACCOUNTS _PAYABLE	135.00	103048	Check	1/31/2023	RECONCILED		<input checked="" type="checkbox"/>
24926	14629	GORDON FOOD SERVICE	1/20/2023	ACCOUNTS _PAYABLE	4,857.58	103036	Check	1/31/2023	RECONCILED		<input checked="" type="checkbox"/>
24943	34176	Great Lakes Biomedical LTD	1/20/2023	ACCOUNTS _PAYABLE	306.00	103040	Check	1/31/2023	RECONCILED		<input checked="" type="checkbox"/>
24934	34790	Direct Energy Business	1/20/2023	ACCOUNTS _PAYABLE	3,649.99	103041	Check	1/31/2023	RECONCILED		<input checked="" type="checkbox"/>
24928	4444	Fischer Produce	1/20/2023	ACCOUNTS _PAYABLE	1,104.00	103032	Check	1/31/2023	RECONCILED		<input checked="" type="checkbox"/>
24939	32261	OHSAA	1/20/2023	ACCOUNTS _PAYABLE	850.00	103037	Check		OUTSTANDING		<input checked="" type="checkbox"/>
24933	35201	KS StateBank	1/20/2023	ACCOUNTS _PAYABLE	296.05	103046	Check	1/31/2023	RECONCILED		<input checked="" type="checkbox"/>
24945	882057	Navigate36 0	1/20/2023	ACCOUNTS _PAYABLE	2,446.25	103049	Check	1/31/2023	RECONCILED		<input checked="" type="checkbox"/>
24941	880130	Walter Haverfield LLP	1/20/2023	ACCOUNTS _PAYABLE	2,712.50	103047	Check	1/31/2023	RECONCILED		<input checked="" type="checkbox"/>
24911	34826	SC Strategic Solutions, LLC	1/13/2023	ACCOUNTS _PAYABLE	7,579.99	103022	Check	1/31/2023	RECONCILED		<input checked="" type="checkbox"/>
24900	34985	A1 Able Pest Doctors	1/13/2023	ACCOUNTS _PAYABLE	110.00	103024	Check	1/31/2023	RECONCILED		<input checked="" type="checkbox"/>
24913	880036	Generation Genius, Inc.	1/13/2023	ACCOUNTS _PAYABLE	145.00	103029	Check	1/31/2023	RECONCILED		<input checked="" type="checkbox"/>
24901	13400	VILLAGE OF S. CHARLESTON	1/13/2023	ACCOUNTS _PAYABLE	3,625.24	103009	Check	1/31/2023	RECONCILED		<input checked="" type="checkbox"/>
24919	33039	Nasco Arts & Crafts	1/13/2023	ACCOUNTS _PAYABLE	7.52	103019	Check	1/31/2023	RECONCILED		<input checked="" type="checkbox"/>
24916	35074	James G Zupka, CPA, Inc.	1/13/2023	ACCOUNTS _PAYABLE	5,001.00	103025	Check	1/31/2023	RECONCILED		<input checked="" type="checkbox"/>
24915	34176	Great Lakes Biomedical LTD	1/13/2023	ACCOUNTS _PAYABLE	340.00	103021	Check	1/31/2023	RECONCILED		<input checked="" type="checkbox"/>
24908	32609	Ohio Mobile	1/13/2023	ACCOUNTS	209.16	103016	Check	1/31/2023	RECONCILED		<input checked="" type="checkbox"/>

SOUTHEASTERN LOCAL SCHOOL

Checks Written

Reference #	Vendor #	Primary Name	Date	Type	Amount	Check #	Check Type	Reconcile Date	Status	Void Date	Printed
24902	11950	Shredding SHOEMAK ER'S HOME CENTER	1/13/2023	_PAYABLE ACCOUNTS _PAYABLE	\$ 376.40	103008	Check	1/31/2023	RECONCILED		<input checked="" type="checkbox"/>
24914	34936	Montgomery County ESC	1/13/2023	ACCOUNTS _PAYABLE	3,885.00	103023	Check	1/31/2023	RECONCILED		<input checked="" type="checkbox"/>
24904	11900	SHOEMAK ER'S GROCERY	1/13/2023	ACCOUNTS _PAYABLE	91.84	103007	Check	1/31/2023	RECONCILED		<input checked="" type="checkbox"/>
24910	10970	Dean Foods	1/13/2023	ACCOUNTS _PAYABLE	316.71	103006	Check	1/20/2023	RECONCILED		<input checked="" type="checkbox"/>
24906	30825	TIM BELL	1/13/2023	ACCOUNTS _PAYABLE	221.94	103012	Check	1/20/2023	RECONCILED		<input checked="" type="checkbox"/>
24912	35659	Cameron Diviak	1/13/2023	ACCOUNTS _PAYABLE	80.00	103027	Check	1/31/2023	RECONCILED		<input checked="" type="checkbox"/>
24905	35145	John Gummel	1/13/2023	ACCOUNTS _PAYABLE	691.88	103026	Check	1/20/2023	RECONCILED		<input checked="" type="checkbox"/>
24907	30481	LONDON FLORIST	1/13/2023	ACCOUNTS _PAYABLE	108.00	103011	Check	1/31/2023	RECONCILED		<input checked="" type="checkbox"/>
24923	36587	Service Supply Ltd., Inc.	1/13/2023	ACCOUNTS _PAYABLE	71,214.22	103028	Check	1/31/2023	RECONCILED		<input checked="" type="checkbox"/>
24903	32183	AES Ohio	1/13/2023	ACCOUNTS _PAYABLE	369.20	103014	Check	1/31/2023	RECONCILED		<input checked="" type="checkbox"/>
24925	10375	PEPSI COLA CO.	1/13/2023	ACCOUNTS _PAYABLE	1,763.10	103005	Check	1/31/2023	RECONCILED		<input checked="" type="checkbox"/>
24918	32648	Ohio Auditor of State	1/13/2023	ACCOUNTS _PAYABLE	246.00	103017	Check	1/31/2023	RECONCILED		<input checked="" type="checkbox"/>
24921	880254	Andrew Hull	1/13/2023	ACCOUNTS _PAYABLE	80.00	103030	Check	1/31/2023	RECONCILED		<input checked="" type="checkbox"/>
24909	32550	OSBA	1/13/2023	ACCOUNTS _PAYABLE	960.00	103015	Check	1/31/2023	RECONCILED		<input checked="" type="checkbox"/>
24899	14629	GORDON FOOD SERVICE	1/13/2023	ACCOUNTS _PAYABLE	2,694.75	103010	Check	1/31/2023	RECONCILED		<input checked="" type="checkbox"/>
24920	32731	Rieck Mechanical Electrical	1/13/2023	ACCOUNTS _PAYABLE	1,978.13	103018	Check	1/31/2023	RECONCILED		<input checked="" type="checkbox"/>
24917	5223	W. R. HACKETT INC.,	1/13/2023	ACCOUNTS _PAYABLE	679.15	103004	Check	1/31/2023	RECONCILED		<input checked="" type="checkbox"/>
24922	33136	OIC of Clark County, Inc.	1/13/2023	ACCOUNTS _PAYABLE	395.00	103020	Check	1/31/2023	RECONCILED		<input checked="" type="checkbox"/>
24924	30851	Flagway House	1/13/2023	ACCOUNTS _PAYABLE	272.18	103013	Check	1/31/2023	RECONCILED		<input checked="" type="checkbox"/>
24898	880072	Skateworld of Kettering	1/12/2023	ACCOUNTS _PAYABLE	456.50	103003	Check	1/31/2023	RECONCILED		<input checked="" type="checkbox"/>
24897	33040	Rose White	1/11/2023	ACCOUNTS _PAYABLE	69.90	103002	Check	1/31/2023	RECONCILED		<input checked="" type="checkbox"/>
24885	34936	Montgomery County ESC	1/6/2023	ACCOUNTS _PAYABLE	7,770.00	102993	Check	1/31/2023	RECONCILED		<input checked="" type="checkbox"/>
24869	10152	OHIO FFA ASSOCIATION	1/6/2023	ACCOUNTS _PAYABLE	90.00	102979	Check	1/31/2023	RECONCILED		<input checked="" type="checkbox"/>
24867	32183	AES Ohio	1/6/2023	ACCOUNTS _PAYABLE	1,641.79	102983	Check	1/31/2023	RECONCILED		<input checked="" type="checkbox"/>
24880	11900	SHOEMAK ER'S GROCERY	1/6/2023	ACCOUNTS _PAYABLE	272.90	102980	Check	1/31/2023	RECONCILED		<input checked="" type="checkbox"/>
24871	33644	Laura Hennigan	1/6/2023	ACCOUNTS _PAYABLE	31.32	102989	Check	1/31/2023	RECONCILED		<input checked="" type="checkbox"/>
24868	4948	Insight Public Sector, Inc	1/6/2023	ACCOUNTS _PAYABLE	954.70	102974	Check	1/31/2023	RECONCILED		<input checked="" type="checkbox"/>

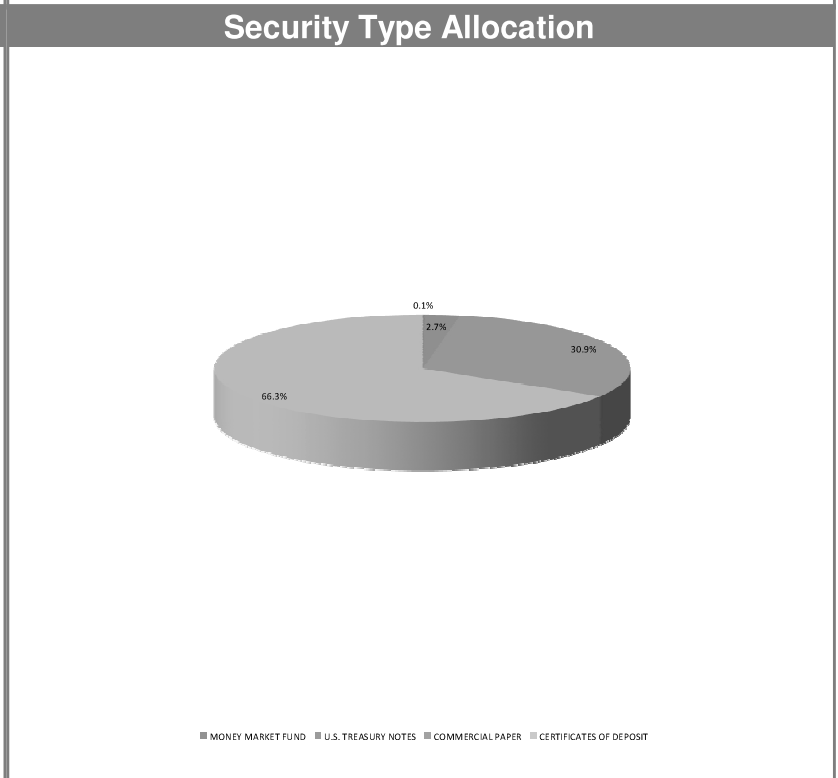
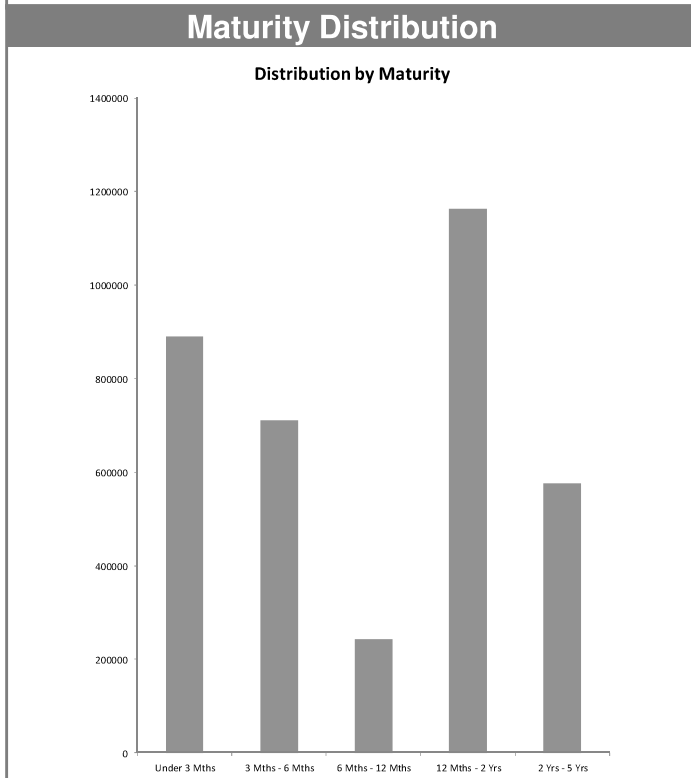
SOUTHEASTERN LOCAL SCHOOL

Checks Written

Reference #	Vendor #	Primary Name	Date	Type	Amount	Check #	Check Type	Reconcile Date	Status	Void Date	Printed
24895	36593	Robin Hensley	1/6/2023	ACCOUNTS _PAYABLE	\$ 500.00	102997	Check	1/31/2023	RECONCILED		<input checked="" type="checkbox"/>
24881	7000	THE KROGER CO.	1/6/2023	ACCOUNTS _PAYABLE	168.11	102976	Check	1/31/2023	RECONCILED		<input checked="" type="checkbox"/>
24893	880107	McCutcheon Music LLC	1/6/2023	ACCOUNTS _PAYABLE	20.00	103000	Check	1/31/2023	RECONCILED		<input checked="" type="checkbox"/>
24877	36613	Daniel Douglas	1/6/2023	ACCOUNTS _PAYABLE	500.00	102998	Check		OUTSTANDING		<input checked="" type="checkbox"/>
24894	880081	Anthony Roberts	1/6/2023	ACCOUNTS _PAYABLE	80.00	102999	Check	1/31/2023	RECONCILED		<input checked="" type="checkbox"/>
24889	33036	ProSource	1/6/2023	ACCOUNTS _PAYABLE	194.58	102986	Check	1/31/2023	RECONCILED		<input checked="" type="checkbox"/>
24872	35659	Cameron Diviak	1/6/2023	ACCOUNTS _PAYABLE	160.00	102995	Check	1/31/2023	RECONCILED		<input checked="" type="checkbox"/>
24882	1730	BSN SPORTS, LLC	1/6/2023	ACCOUNTS _PAYABLE	2,390.90	102973	Check	1/31/2023	RECONCILED		<input checked="" type="checkbox"/>
24888	34142	Megacity Fire Protection	1/6/2023	ACCOUNTS _PAYABLE	319.70	102991	Check	1/31/2023	RECONCILED		<input checked="" type="checkbox"/>
24890	34530	Jay Mitchell	1/6/2023	ACCOUNTS _PAYABLE	300.00	102992	Check	1/31/2023	RECONCILED		<input checked="" type="checkbox"/>
24878	32731	Rieck Mechanical Electrical	1/6/2023	ACCOUNTS _PAYABLE	425.50	102984	Check	1/31/2023	RECONCILED		<input checked="" type="checkbox"/>
24879	33287	Andersons	1/6/2023	ACCOUNTS _PAYABLE	1,251.89	102988	Check	1/31/2023	RECONCILED		<input checked="" type="checkbox"/>
24883	33049	AT&T	1/6/2023	ACCOUNTS _PAYABLE	155.26	102987	Check	1/31/2023	RECONCILED		<input checked="" type="checkbox"/>
24896	36469	Michael Rivera	1/6/2023	ACCOUNTS _PAYABLE	60.63	102996	Check	1/31/2023	RECONCILED		<input checked="" type="checkbox"/>
24891	33747	Mabe's Clothing & Athletic	1/6/2023	ACCOUNTS _PAYABLE	324.00	102990	Check	1/31/2023	RECONCILED		<input checked="" type="checkbox"/>
24874	35001	Spectrum Enterprise	1/6/2023	ACCOUNTS _PAYABLE	348.10	102994	Check	1/31/2023	RECONCILED		<input checked="" type="checkbox"/>
24886	1387	DICK BLICK CO.	1/6/2023	ACCOUNTS _PAYABLE	162.97	102972	Check	1/31/2023	RECONCILED		<input checked="" type="checkbox"/>
24892	880208	Robert Dunsmore	1/6/2023	ACCOUNTS _PAYABLE	80.00	103001	Check	1/31/2023	RECONCILED		<input checked="" type="checkbox"/>
24873	7650	H. W. MANN & SONS	1/6/2023	ACCOUNTS _PAYABLE	330.00	102977	Check	1/31/2023	RECONCILED		<input checked="" type="checkbox"/>
24887	10097	Geer Gas Corporation	1/6/2023	ACCOUNTS _PAYABLE	29.76	102978	Check	1/31/2023	RECONCILED		<input checked="" type="checkbox"/>
24875	20079	NCS PEARSON	1/6/2023	ACCOUNTS _PAYABLE	986.54	102982	Check	1/31/2023	RECONCILED		<input checked="" type="checkbox"/>
24870	14629	GORDON FOOD SERVICE	1/6/2023	ACCOUNTS _PAYABLE	59.69	102981	Check	1/31/2023	RECONCILED		<input checked="" type="checkbox"/>
24876	33016	Gem City Tire	1/6/2023	ACCOUNTS _PAYABLE	487.36	102985	Check	1/31/2023	RECONCILED		<input checked="" type="checkbox"/>
24884	6764	KINCAIDS	1/6/2023	ACCOUNTS _PAYABLE	13.99	102975	Check	1/31/2023	RECONCILED		<input checked="" type="checkbox"/>
24866	882066	Texas Roadhouse	1/3/2023	ACCOUNTS _PAYABLE	1,777.50	102971	Check	1/31/2023	RECONCILED		<input checked="" type="checkbox"/>
Grand Total					\$ 588,274.49						

Monthly Investment Summary
Southeastern Local Schools
US Bank Custodian Acct Ending x70998
 January 31, 2023

Monthly Cash Flow Activity		Market Value Summary				
From 12-31-22 through 01-31-23		Security Type	Market Value	Pct. Assets	Avg Yield at Cost	Wght Avg Mat
Beginning Book Value	3,616,831.66	Money Market Fund				
Contributions	0.00	MONEY MARKET FUND	4,445.10	0.1	4.20	0.00
Withdrawals	0.00	Fixed Income				
Prior Month Management Fees	-447.39	U.S. TREASURY NOTES	97,148.40	2.7	3.38	1.97
Realized Gains/Losses	0.00	Accrued Interest	1,169.89	0.0		
Gross Interest Earnings	2,270.20	Commercial Paper				
Ending Book Value	3,618,654.47	COMMERCIAL PAPER	1,105,465.02	30.8	4.41	0.25
		Certificate of Deposit				
		CERTIFICATES OF DEPOSIT	2,370,012.16	66.0	2.74	1.18
		Accrued Interest	12,015.05	0.3		
		TOTAL PORTFOLIO	3,590,255.63	100.0	3.27	0.91



Disclosures:

RedTree's internal accounting system is used as the source of the market value of this account. Although obtained from a source believed to be reliable, we cannot guarantee its accuracy. You should review all account statements provided by the custodian and compare with the statements provided by RedTree.

Questions? Call 888.596.2293 or email info@redtreeinv.com

Portfolio Holdings Report
Southeastern Local Schools
US Bank Custodian Acct Ending x70998
 January 31, 2023

Quantity	Cusip	Security Description	Moody's	S&P	Cost Basis	Market Value	Yield at Cost	Wtd Maturity	Purchase Date
U.S. TREASURY NOTES									
100,000	9128283Z1	US Treasury Note 2.750% Due 02-28-25	Aaa	AA+	98,507.80	97,148.40	3.38	1.97	08-31-22
		Accrued Interest				1,169.89			
					98,507.80	98,318.29	3.38	1.97	
CERTIFICATES OF DEPOSIT									
249,000	949763YK6	Wells Fargo Bank, SD 2.850% Due 03-13-23			248,564.25	248,589.40	2.91	0.12	03-13-19
246,000	61690UGW4	Morgan Stanley Bank, UT 2.600% Due 06-06-23			245,508.00	244,317.36	2.65	0.34	06-06-19
246,000	61760AF46	Morgan Stanley Private Bank, NY 2.600% Due 06-06-23			246,000.00	244,317.36	2.60	0.34	06-10-19
249,000	90348JJQ4	UBS Bank USA, UT 2.900% Due 04-03-24			248,875.50	243,777.97	2.93	1.13	04-03-19
246,000	38149MAZ6	Goldman Sachs Bank USA, NY 2.700% Due 06-05-24			245,877.00	239,556.28	2.71	1.29	06-10-19
100,000	254673J72	Discover Bank, DE 3.100% Due 06-28-24			99,900.00	97,806.70	3.15	1.35	06-28-22
247,000	14042TBQ9	Capital One Bank USA, Glen Allen, VA 2.250% Due 08-07-24			246,506.00	238,169.75	2.29	1.45	08-07-19
247,000	14042RMW8	Capital One, NA, Mclean, VA 2.100% Due 08-14-24			246,629.50	237,520.39	2.13	1.47	08-16-19
100,000	20786AET8	ConnectOne Bank, NJ 4.800% Due 11-15-24			99,900.00	100,176.30	4.90	1.68	11-15-22
150,000	05580AM84	BMW Bank of North America, UT 2.700% Due 04-22-25			149,775.00	143,800.05	2.75	2.11	04-22-22
248,000	856285TF8	State Bank of India, NY 1.600% Due 04-29-25			247,132.00	231,922.41	1.67	2.15	04-29-20
100,000	307811FJ3	Farmers & Merchants Bank, WI 4.700% Due 05-19-25			99,900.00	100,058.20	4.79	2.13	11-17-22
		Accrued Interest				12,015.05			
					2,424,567.25	2,382,027.22	2.74	1.18	
COMMERCIAL PAPER									
240,000	46640QPG0	JP Morgan 0.000% Due 02-16-23	P-1	A-1	234,960.00	239,516.16	3.22	0.04	06-21-22
205,000	60689GPU4	Mizuho Securities 0.000% Due 02-28-23	P-1	A-1	202,609.19	204,277.78	4.72	0.08	11-30-22
100,000	89119BQN9	TD USA 0.000% Due 03-22-23	P-1	A-1+	97,588.00	99,373.30	3.32	0.14	06-27-22
100,000	78015DQT0	Royal Bank of Canada (RBC) 0.000% Due 03-27-23	P-1	A-1+	97,502.50	99,292.60	3.42	0.15	06-30-22
120,000	89233HTU8	Toyota Motor Credit 0.000% Due 06-28-23	P-1	A-1+	117,222.77	117,621.60	5.05	0.40	01-10-23
105,000	62479MUE1	MUFG Bank 0.000% Due 07-14-23	P-1	A-1	101,060.40	102,679.08	5.24	0.45	10-19-22
250,000	17327BVN2	Citigroup 0.000% Due 08-22-23	P-1	A-1	240,191.46	242,704.50	5.51	0.55	11-28-22
					1,091,134.32	1,105,465.02	4.41	0.25	
MONEY MARKET FUND									
	USBMMF	First American Treasury Obligations Fund			4,445.10	4,445.10	4.20		
TOTAL PORTFOLIO					3,618,654.47	3,590,255.63	3.27	0.91	

Disclosures:

RedTree's internal accounting system is used as the source of the market value of this account. Although obtained from a source believed to be reliable, we cannot guarantee its accuracy. You should review all account statements provided by the custodian and compare with the statements provided by RedTree.

Questions? Call 888.596.2293 or email info@redtreeinv.com