

SOUTHEASTERN LOCAL SCHOOL DISTRICT

FINANCIAL REPORT

07/31/2023



Southeastern Local Schools
Clark County, Ohio

General Fund Financial History/Projection

07/31/2023

Percent of Fiscal Year Complete

8.33%

	2023-2024 <u>Projection</u>	2023-2024 <u>FYTD Actual</u>	<u>FYTD %</u>
REVENUE			
General Property (Real Estate)	\$2,872,156.94	\$579,600.00	20.18%
Tangible Personal Property	\$505,318.46	\$0.00	0.00%
Income Tax	\$1,395,018.87	\$464,337.45	33.29%
Unrestricted Grants-in-Aid	\$4,926,952.00	\$365,141.75	7.41%
Restricted Grants-in-Aid	\$253,913.36	\$21,170.49	8.34%
Restricted Grants-in-Aid - SFSF	\$0.00	\$0.00	0.00%
Property Tax Allocation	\$380,344.22	\$0.00	0.00%
All Other Operating Revenue	\$310,755.63	\$5,386.33	1.73%
TOTAL	\$10,644,459.48	\$1,435,636.02	13.49%
EXPENDITURES			
Salaries & Wages	\$6,250,340.88	\$464,435.49	7.43%
Benefits	\$2,314,310.15	\$175,841.39	7.60%
Services	\$1,871,103.00	\$184,723.61	9.87%
Supplies	\$256,350.00	\$21,652.27	8.45%
Equipment	\$90,500.00	\$102,649.39	113.42%
Debt	\$0.00	\$0.00	0.00%
Other	\$175,000.00	\$20,729.51	11.85%
TOTAL	\$10,957,604.04	\$970,031.66	8.85%
SURPLUS/(DEFICIT)	(\$313,144.56)	\$465,604.36	

**HISTORICAL COMPARISON BY OBJECT
SOUTHEASTERN LOCAL SCHOOLS**

	FY 21 07/20-06/21	FY 22 07/21-06/22	% of Change	FY 23 07/22-06/23	% of Change	FY 24 07/23-06/24	% of Change
REVENUE							
General Property (Real Estate)	\$530,600	\$215,700	-59.35%	\$408,600	89.43%	\$579,600	41.85%
Tangible Personal Property	0	0	-	0	-	0	-
Income Tax	288,114	462,152	60.41%	448,209	-3.02%	464,337	3.60%
Unrestricted Grants-in-Aid	321,109	300,024	-6.57%	366,486	22.15%	365,142	-0.37%
Restricted Grants-in-Aid	4,240	4,240	0.00%	21,022	395.78%	21,170	0.71%
Restricted Grants-in-Aid - SFSF	0	0	-	0	-	0	-
Property Tax Allocation	0	0	-	0	-	0	-
All Other Operating Revenue	55,307	51,744	-6.44%	5,015	-90.31%	5,386	7.41%
TOTAL REVENUE	\$1,199,371	\$1,033,860	-13.80%	\$1,249,332	20.84%	\$1,435,636	14.91%
EXPENDITURES							
Salaries & Wages	458,066	426,303	-6.93%	443,220	3.97%	464,435	4.79%
Benefits	165,573	168,617	1.84%	160,908	-4.57%	175,841	9.28%
Services	94,028	105,857	12.58%	129,903	22.71%	184,724	42.20%
Supplies	2,763	22,023	696.94%	24,794	12.58%	21,652	-12.67%
Equipment	684	142	-79.17%	0	-100.00%	102,649	-
Debt	0	0	-	0	-	0	-
Other	16,337	19,914	21.90%	20,546	3.17%	20,730	0.89%
TOTAL EXPENDITURES	\$737,451	\$742,856	0.73%	\$779,370	4.92%	\$970,032	24.46%
SURPLUS/DEFICIT	461,920	291,003	-37.00%	469,962	61.50%	465,604	-0.93%
OTHER SOURCES/USES							
Advances/Transfers In	241,548	0	-100.00%	166,949	-	147,907	-11.41%
Advances/Transfers Out	0	166,949	-	0	-100.00%	0	-
All Other Financing Sources	9,493	0	-100.00%	12,581	-	0	-100.00%
Debt Service	0	0	-	0	-	0	-
NET SOURCES/USES	0	0	-	179,529	-	147,907	-17.61%
BEGINNING CASH	\$5,311,111	\$5,110,081	10.05%	\$5,444,609	1.69%	\$4,519,150	1.36%
ENDING CASH	\$6,024,071	\$5,311,111	11.79%	\$5,274,192	0.80%	\$5,132,661	1.39%
ENCUMBRANCES	\$528,992	\$391,690	56.24%	\$605,698	-57.27%	\$893,911	49.32%
UNENCUMBERED CASH	\$5,244,038	\$5,009,394	7.61%	\$5,488,403	8.73%	\$4,238,750	-1.19%
% of Salaries to Revenue	38.19%	41.23%		35.48%		32.35%	
% of Benefits to Revenue	13.81%	16.31%		12.88%		12.25%	
Total to Revenue	52.00%	57.54%		48.36%		44.60%	
Days of Operating Cash	220.44	209.05		218.31		135.46	

**MONTHLY BUDGET VARIANCE
SOUTHEASTERN LOCAL SCHOOLS**

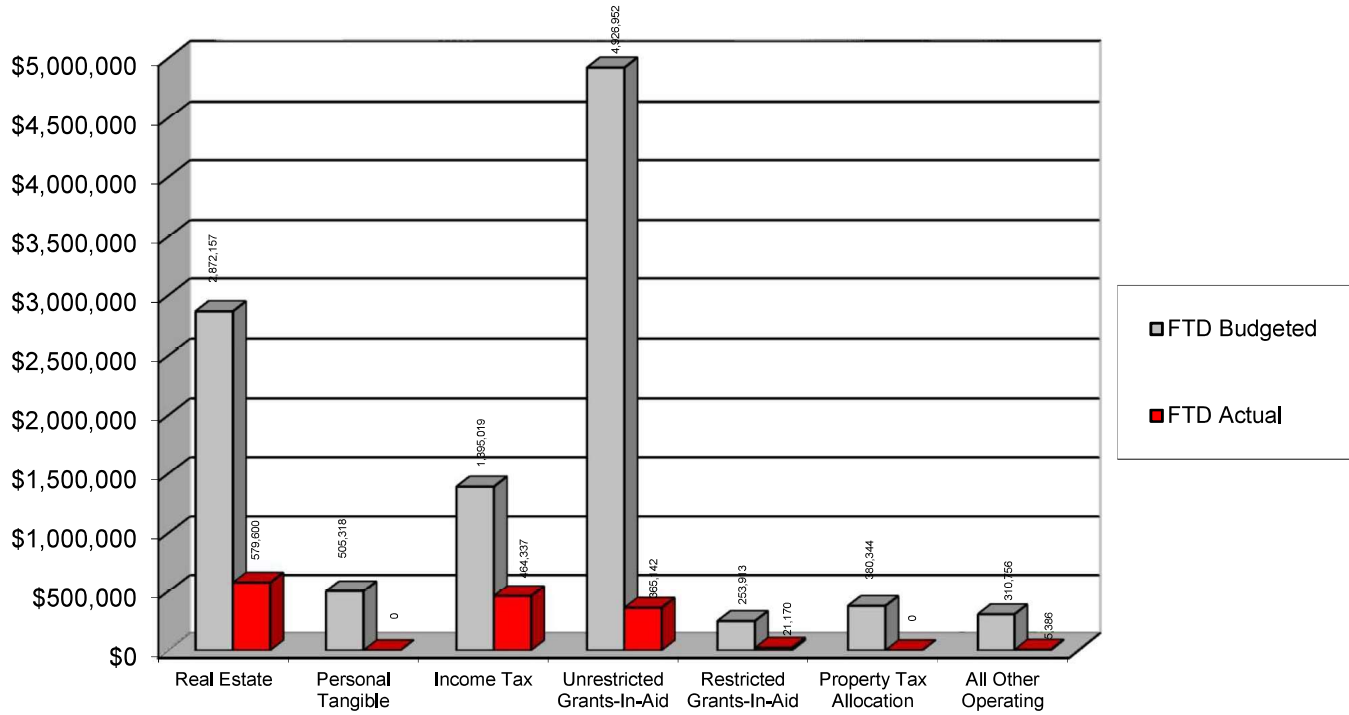
	FTD Budgeted	FTD Actual	Variance	Percentage Variance	MTD Budgeted	MTD Actual	Variance	Percentage Variance
<i>REVENUE</i>								
General Property (Real Estate)	\$2,872,157	\$579,600	-\$2,292,557	-79.82%	\$239,346	\$579,600	\$340,254	142.16%
Tangible Personal Property	\$505,318	\$0	-\$505,318	-	\$42,110	\$0	(42,110)	-100.00%
Income Tax	\$1,395,019	\$464,337	-\$930,681	-66.71%	\$116,252	\$464,337	348,086	299.42%
Unrestricted Grants-In-Aid	\$4,926,952	\$365,142	-\$4,561,810	-92.59%	\$410,579	\$365,142	(45,438)	-11.07%
Restricted Grants-In-Aid	\$253,913	\$21,170	-\$232,743	-91.66%	\$21,159	\$21,170	11	0.05%
Restricted Grants-In-Aid - SFSF	\$0	\$0	\$0	-	\$0	\$0	0	-
Property Tax Allocation	\$380,344	\$0	-\$380,344	-100.00%	\$31,695	\$0	(31,695)	-100.00%
All Other Operating Revenue	\$310,756	\$5,386	-\$305,369	-98.27%	\$25,896	\$5,386	(20,510)	-79.20%
TOTAL REVENUE	\$10,644,459	\$1,435,636	(\$9,208,823)	-86.51%	\$887,038	\$1,435,636	\$548,598	61.85%
<i>EXPENDITURES</i>								
Salaries & Wages	\$6,250,341	\$464,435	\$5,785,905	-92.57%	\$520,862	\$464,435	\$56,426	-10.83%
Benefits	\$2,314,310	\$175,841	2,138,469	-92.40%	192,859	\$175,841	17,018	-8.82%
Services	\$1,871,103	\$184,724	1,686,379	-90.13%	155,925	\$184,724	(\$28,798)	18.47%
Supplies	\$256,350	\$21,652	234,698	-91.55%	21,363	\$21,652	(290)	1.36%
Equipment	\$90,500	\$102,649	(12,149)	13.42%	7,542	\$102,649	(\$95,108)	1261.10%
Debt	\$0	\$0	0	-	0	\$0	0	-
Other	\$175,000	\$20,730	154,270	-88.15%	14,583	\$20,730	(6,146)	42.15%
TOTAL EXPENSES	\$10,957,604	\$970,032	\$9,987,572	-91.15%	\$913,134	\$970,032	(\$56,898)	6.23%
SURPLUS/DEFICIT	(\$313,145)	\$465,604	\$778,749	-248.69%	(\$26,095)	\$465,604	\$491,700	-1884.24%
<i>OTHER USES/SOURCES</i>								
Transfers/Advances In	0	0	0	-	0	147,907	147,907	-
Transfers/Advances Out	0	147,907	147,907	-	0	0	0	-
All Other Financing Sources/(Uses)	0	0	0	-	664	0	\$0	-100.00%
NET SOURCES/USES	0	147,907	147,907	-	664	147,907	0	-

Southeastern Local Schools
Explanation of Checks Over \$5,000

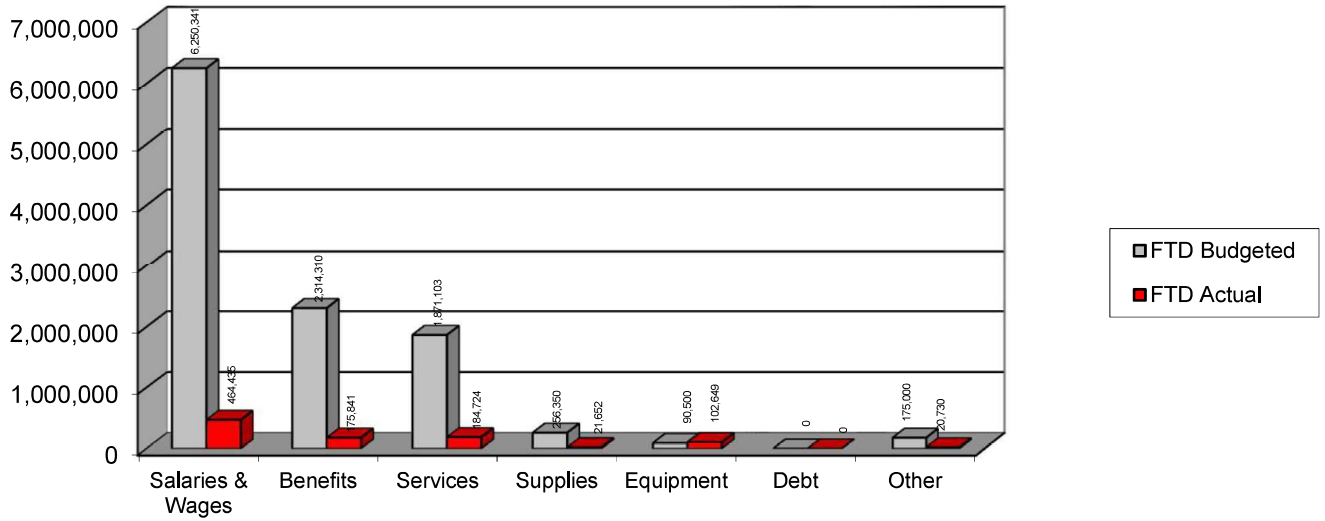
07/01/2023-07/31/2023

Check #	Vendor Name	Amount	Explanation
9819150	Auditor and Treasurer Fees	\$6,965.06	Income Tax Collection
103585	CDW Government LLC	\$7,531.20	Chromebooks
103583	Savvas Learning Company	\$6,326.25	MV Curriculum (Science and Math)
103571	MVECA	\$62,969.97	Computer Tech Payment and FY24 Services (Fiscal, EMIS, Student Services)
9819142	Retirement STRS	\$63,449.62	Board Share Certified Staff
9819144	Payroll	\$7,305.61	Medicare, FICA
9819147	EPC-Self Funded Medical Plan	\$101,448.00	Health Medical Premiums
9819148	EPC Dental/Vision	\$6,152.91	Board Share Dental/Vision Coverage
9819143	Retirement SERS	\$17,521.93	Board Share Classified Retirement
103555	Village of South Charleston	\$67,262.49	SRO's and Cruiser Payment
103533	Southwestern Ohio Educational Purchasing	\$45,876.00	Liability Insurance
103528	CDW Government LLC	\$11,119.84	Chromebooks
103527	Roetzel & Andress LPA	\$6,045.00	Attorney Fees
103522	Cardinal Bus Sales	\$102,367.00	New Bus

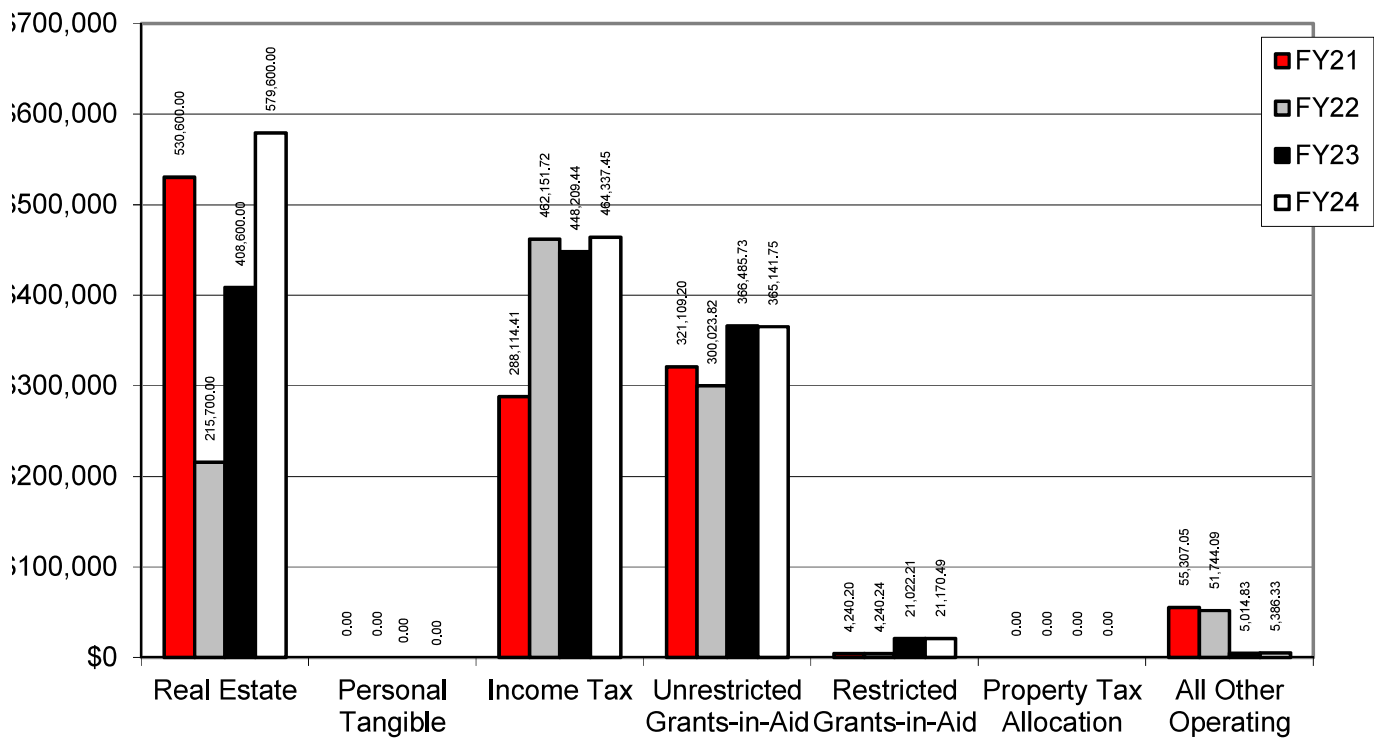
FTD BUDGETED vs. FTD ACTUAL



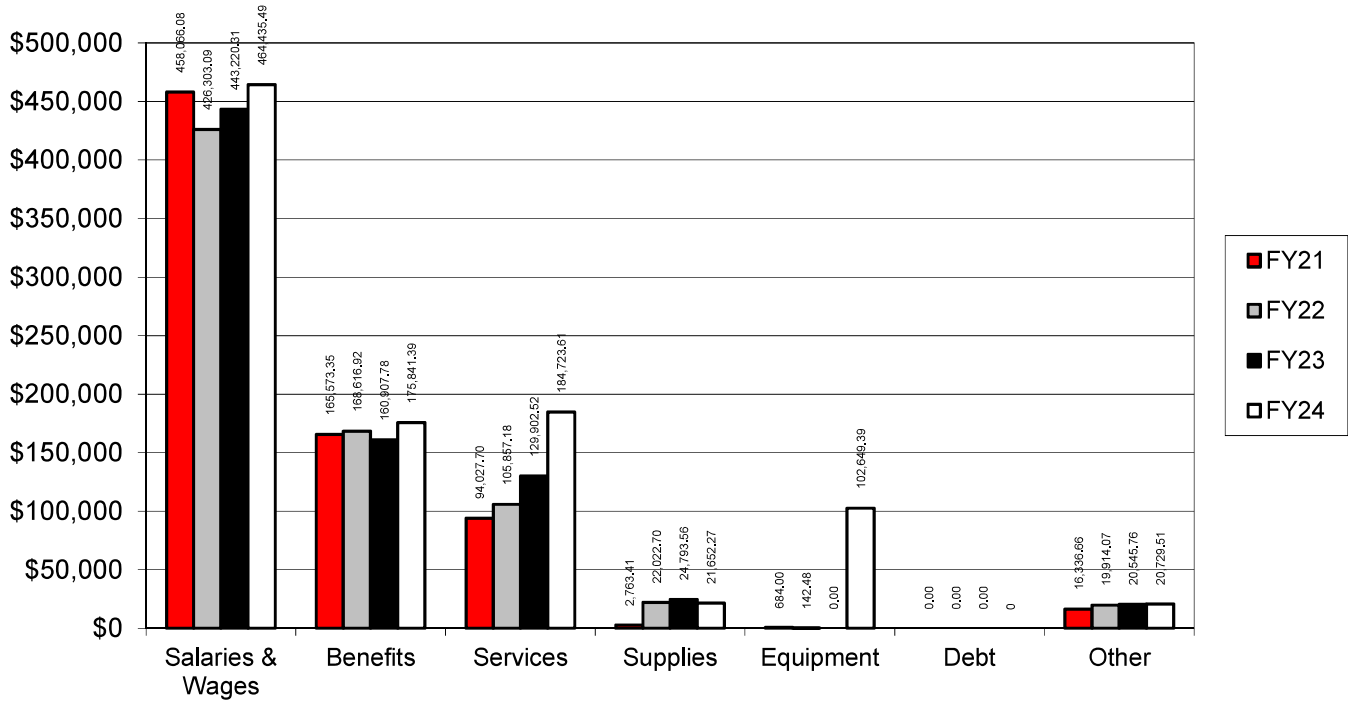
FTD BUDGETED vs. FTD ACTUAL



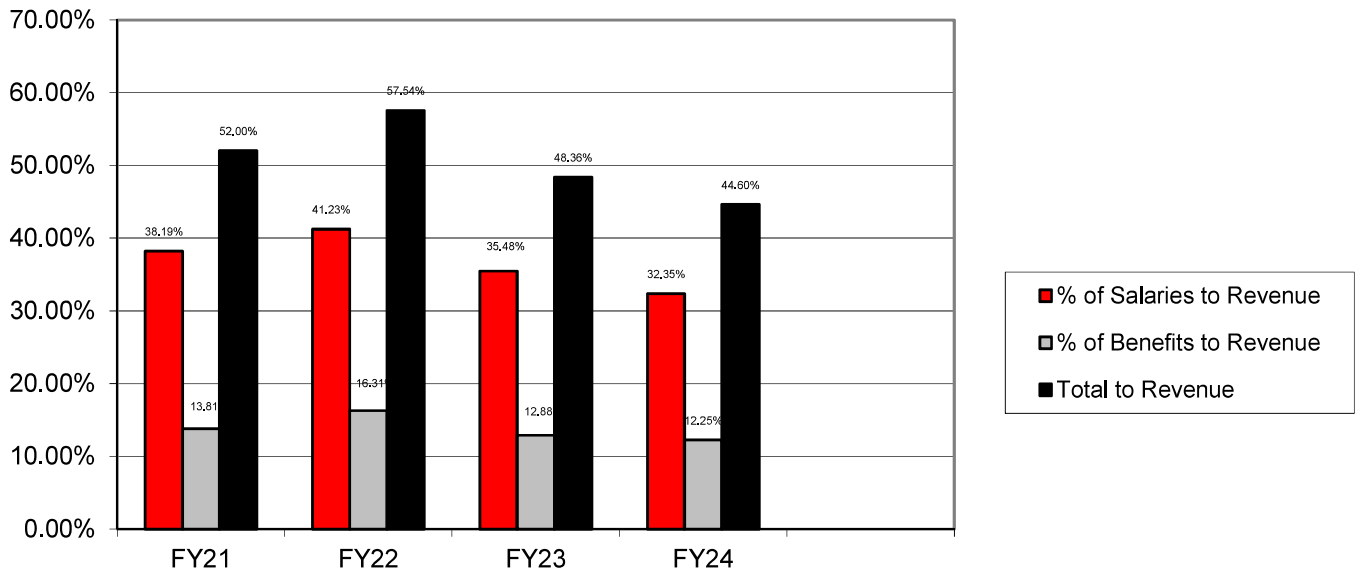
HISTORICAL REVENUE



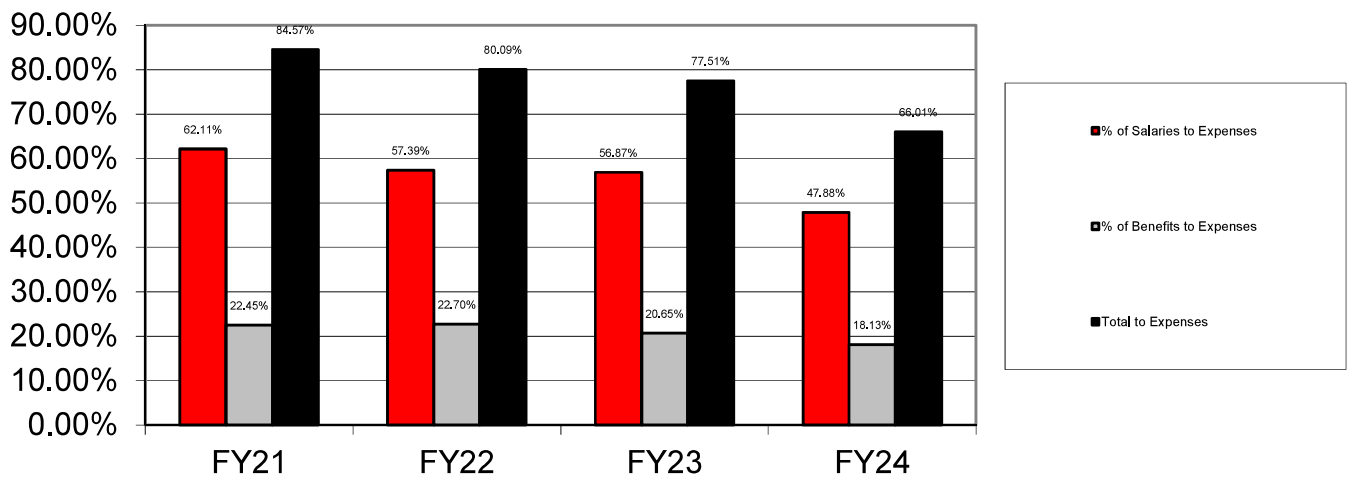
HISTORICAL EXPENDITURES



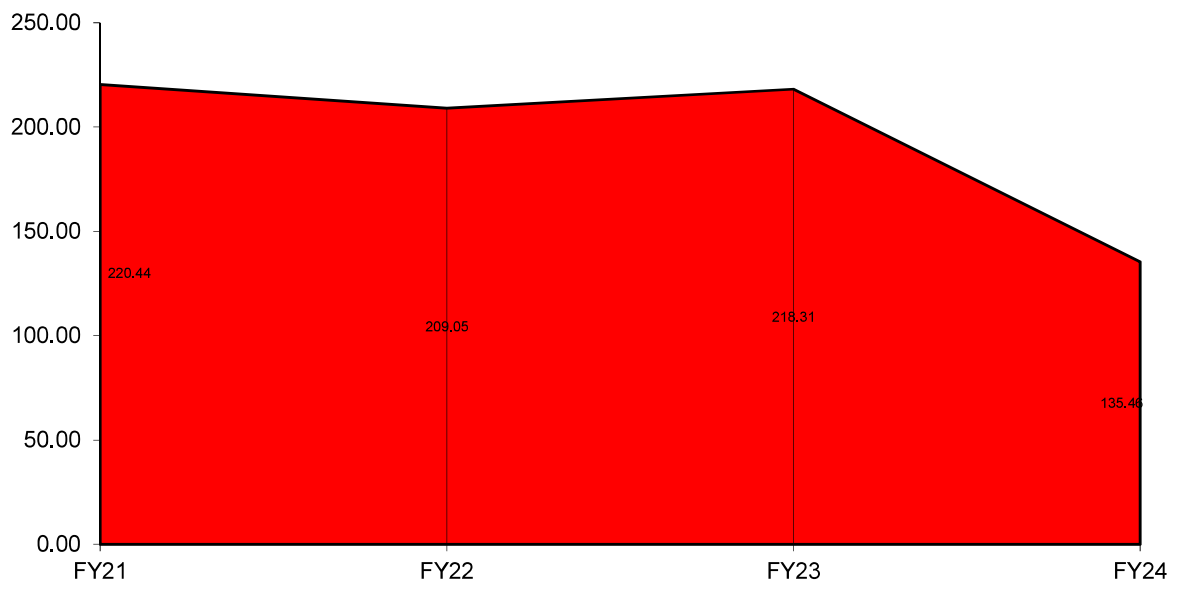
% OF SALARIES AND BENEFITS TO REVENUE



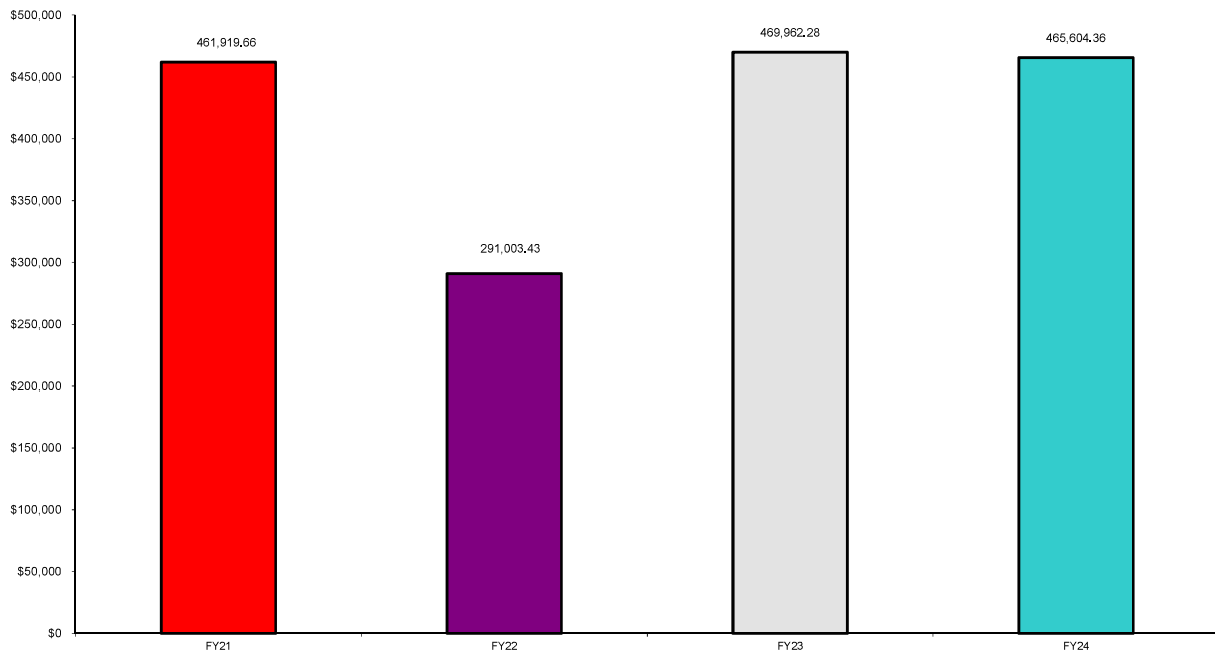
% OF SALARIES AND BENEFITS TO EXPENDITURES



Days of Operating Cash



SURPLUS/DEFICIT



Gross Depository Balances:

AP	\$50,000.00
ICS DDA	\$1,622,717.97
Point of Sales	\$37,509.39
ICS MMA	\$178.15
Red Tree	\$3,674,478.66

Total Depository Balances (Gross) \$5,384,884.17

Adjustments to Bank Balance:

Cash in Transit to Bank	\$0.00
Outstanding Checks	(\$35,735.63)
Adjustments:	

Total Adjustments to Bank Balance (\$35,735.63)

Investments:

Treasury Bonds and Notes	\$0.00
Certificate of Deposits	\$0.00
Other Securities	\$0.00
Other Investments:	

Total Investments \$0.00

Cash on Hand:

Petty Cash:	
Change Cash:	
Cash with Fiscal Agent	\$0.00

Total Cash on Hand \$0.00

Total Balances \$5,349,148.54

Total Fund Balance \$5,349,148.54

Depository Clearance Accounts:

Total Clearance Account Balances \$0.00

Treasurer

SOUTHEASTERN LOCAL SCHOOL Disbursement Report

Reference #	Vendor #	Primary Name	Date	Type	Amount	Check #	Check Type	Reconcile Date	Status	Void Date	Printed
25571	900042	SECURITY NATIONAL BANK	7/31/2023	ACCOUNTS_PA YABLE	\$ 50.49	9819151	Electronic	7/31/2023	RECONCILED		<input type="checkbox"/>
25570	900034	AUDITOR & TREAS. FEES	7/31/2023	ACCOUNTS_PA YABLE	6,965.06	9819150	Electronic	7/31/2023	RECONCILED		<input type="checkbox"/>
25559	33929	Cabinet Gallery, L.L.C, The	7/28/2023	ACCOUNTS_PA YABLE	2,330.00	103578	Check		OUTSTANDING		<input checked="" type="checkbox"/>
25555	32374	PARENT INSTITUTE, THE	7/28/2023	ACCOUNTS_PA YABLE	518.00	103576	Check		OUTSTANDING		<input checked="" type="checkbox"/>
25564	8301	MVSBO	7/28/2023	ACCOUNTS_PA YABLE	50.00	103570	Check		OUTSTANDING		<input checked="" type="checkbox"/>
25551	20502	SCHOOL HEALTH SPLY CO.	7/28/2023	ACCOUNTS_PA YABLE	1,530.73	103573	Check		OUTSTANDING		<input checked="" type="checkbox"/>
25568	36634	CDW Government LLC	7/28/2023	ACCOUNTS_PA YABLE	7,531.20	103585	Check		OUTSTANDING		<input checked="" type="checkbox"/>
25553	11950	SHOEMAKER'S HOME CENTER	7/28/2023	ACCOUNTS_PA YABLE	86.87	103572	Check		OUTSTANDING		<input checked="" type="checkbox"/>
25565	880179	Good Valley Water LLC	7/28/2023	ACCOUNTS_PA YABLE	34.00	103587	Check		OUTSTANDING		<input checked="" type="checkbox"/>
25560	33985	City Electric Supply	7/28/2023	ACCOUNTS_PA YABLE	664.80	103579	Check		OUTSTANDING		<input checked="" type="checkbox"/>
25566	2300	CLARK COUNTY EDUCATIONAL	7/28/2023	ACCOUNTS_PA YABLE	667.62	103569	Check	7/28/2023	RECONCILED		<input checked="" type="checkbox"/>
25567	1000003	Citran Occupational Health LLC	7/28/2023	ACCOUNTS_PA YABLE	168.00	103589	Check		OUTSTANDING		<input checked="" type="checkbox"/>
25569	36623	My Generation of Polyglots	7/28/2023	ACCOUNTS_PA YABLE	34.99	103584	Check		OUTSTANDING		<input checked="" type="checkbox"/>
25557	36515	Savvas Learning Company LLC	7/28/2023	ACCOUNTS_PA YABLE	6,326.25	103583	Check		OUTSTANDING		<input checked="" type="checkbox"/>
25556	34766	Bookpal	7/28/2023	ACCOUNTS_PA YABLE	310.80	103580	Check	7/28/2023	RECONCILED		<input checked="" type="checkbox"/>
25562	32370	Commercial Cleaning	7/28/2023	ACCOUNTS_PA YABLE	800.00	103575	Check		OUTSTANDING		<input checked="" type="checkbox"/>
25549	8305	MVECA	7/28/2023	ACCOUNTS_PA YABLE	62,969.97	103571	Check	7/28/2023	RECONCILED		<input checked="" type="checkbox"/>
25558	880058	Tri-County Electric, LLC	7/28/2023	ACCOUNTS_PA YABLE	867.85	103586	Check	7/28/2023	RECONCILED		<input checked="" type="checkbox"/>
25563	35201	KS StateBank	7/28/2023	ACCOUNTS_PA YABLE	296.05	103582	Check		OUTSTANDING		<input checked="" type="checkbox"/>
25554	32340	SCHOOLPRIDE	7/28/2023	ACCOUNTS_PA YABLE	465.00	103574	Check		OUTSTANDING		<input checked="" type="checkbox"/>
25550	33036	ProSource	7/28/2023	ACCOUNTS_PA YABLE	2,136.68	103577	Check		OUTSTANDING		<input checked="" type="checkbox"/>
25561	35186	Rochester 100 Inc	7/28/2023	ACCOUNTS_PA YABLE	360.00	103581	Check		OUTSTANDING		<input checked="" type="checkbox"/>

**SOUTHEASTERN LOCAL SCHOOL
Disbursement Report**

Reference #	Vendor #	Primary Name	Date	Type	Amount	Check #	Check Type	Reconcile Date	Status	Void Date	Printed
25552	880191	FriendsOffice	7/28/2023	ACCOUNTS_PA YABLE	\$ 955.79	103588	Check		OUTSTANDING		<input checked="" type="checkbox"/>
25541	900001	RETIREMENT STRS	7/27/2023	ACCOUNTS_PA YABLE	63,449.62	9819142	Electronic	7/27/2023	RECONCILED		<input type="checkbox"/>
25545	900005	PAYROLL	7/27/2023	ACCOUNTS_PA YABLE	7,305.61	9819144	Electronic	7/27/2023	RECONCILED		<input type="checkbox"/>
25546	900052	EPC-Self- Funded Medical Plan	7/27/2023	ACCOUNTS_PA YABLE	101,448.00	9819147	Electronic	7/27/2023	RECONCILED		<input type="checkbox"/>
25543	900054	EPC- Dental/Vision Benefit Plan	7/27/2023	ACCOUNTS_PA YABLE	6,152.91	9819148	Electronic	7/27/2023	RECONCILED		<input type="checkbox"/>
25544	900014	FOUNDATION	7/27/2023	ACCOUNTS_PA YABLE	3,207.64	9819145	Electronic	7/27/2023	RECONCILED		<input type="checkbox"/>
25542	900055	Sun Life Assurance	7/27/2023	ACCOUNTS_PA YABLE	495.60	9819149	Electronic	7/27/2023	RECONCILED		<input type="checkbox"/>
25547	900002	RETIREMENT SERS	7/27/2023	ACCOUNTS_PA YABLE	17,521.93	9819143	Electronic	7/27/2023	RECONCILED		<input type="checkbox"/>
25548	900042	SECURITY NATIONAL BANK	7/27/2023	ACCOUNTS_PA YABLE	183.31	9819146	Electronic	7/27/2023	RECONCILED		<input type="checkbox"/>
25540			7/24/2023	PAYROLL	625.00		0 Electronic		OUTSTANDING		<input type="checkbox"/>
25535	30525	FLINN SCIENTIFIC INC.	7/20/2023	ACCOUNTS_PA YABLE	2,798.36	103561	Check	7/31/2023	RECONCILED		<input checked="" type="checkbox"/>
25525	11950	SHOEMAKER'S HOME CENTER	7/20/2023	ACCOUNTS_PA YABLE	399.83	103560	Check	7/31/2023	RECONCILED		<input checked="" type="checkbox"/>
25533	36576	Fluency & Fitness	7/20/2023	ACCOUNTS_PA YABLE	375.00	103565	Check	7/31/2023	RECONCILED		<input checked="" type="checkbox"/>
25532	36655	Emerald Green Pros	7/20/2023	ACCOUNTS_PA YABLE	917.04	103566	Check	7/31/2023	RECONCILED		<input checked="" type="checkbox"/>
25529	1831	CAPITOL VARSITY ATH EQUIPMENT	7/20/2023	ACCOUNTS_PA YABLE	2,090.45	103556	Check	7/31/2023	RECONCILED		<input checked="" type="checkbox"/>
25527	3350	Centerpoint Energy	7/20/2023	ACCOUNTS_PA YABLE	341.87	103557	Check	7/31/2023	RECONCILED		<input checked="" type="checkbox"/>
25531	11900	SHOEMAKER'S GROCERY	7/20/2023	ACCOUNTS_PA YABLE	39.60	103559	Check	7/31/2023	RECONCILED		<input checked="" type="checkbox"/>
25530	34530	Jay Mitchell	7/20/2023	ACCOUNTS_PA YABLE	466.36	103564	Check		OUTSTANDING		<input checked="" type="checkbox"/>
25526	7650	H. W. MANN & SONS	7/20/2023	ACCOUNTS_PA YABLE	175.00	103558	Check	7/31/2023	RECONCILED		<input checked="" type="checkbox"/>
25536	34790	Direct Energy Business	7/20/2023	ACCOUNTS_PA YABLE	66.48	103567	Check	7/31/2023	RECONCILED		<input checked="" type="checkbox"/>
25528	32464	Habitec Security	7/20/2023	ACCOUNTS_PA YABLE	1,003.29	103562	Check	7/31/2023	RECONCILED		<input checked="" type="checkbox"/>
25534	33584	Dollar General Corporation	7/20/2023	ACCOUNTS_PA YABLE	102.00	103563	Check	7/31/2023	RECONCILED		<input checked="" type="checkbox"/>
25537	34825	American Fidelity	7/20/2023	ACCOUNTS_PA YABLE	78.88	103568	Check	7/20/2023	RECONCILED		<input checked="" type="checkbox"/>

**SOUTHEASTERN LOCAL SCHOOL
Disbursement Report**

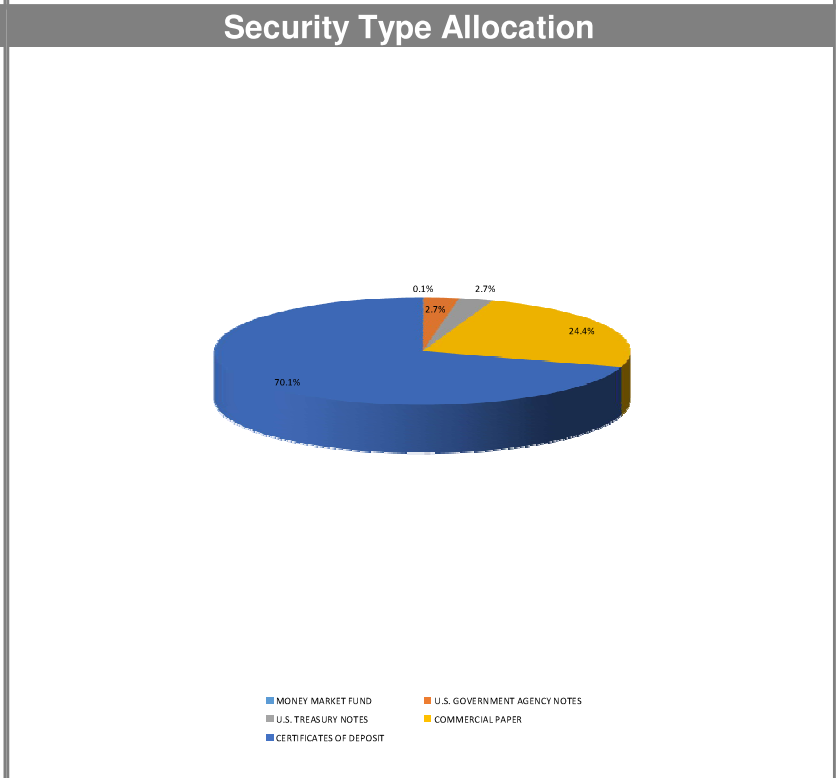
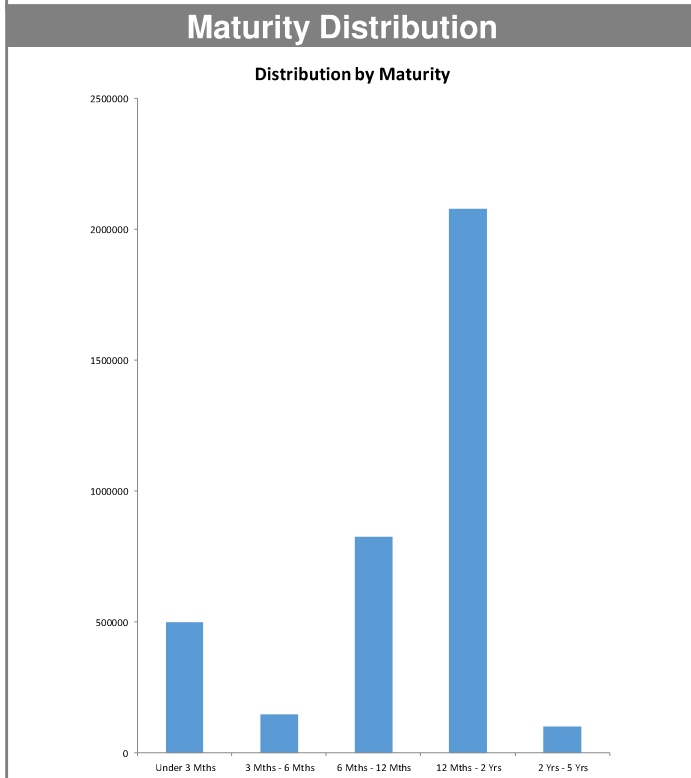
Reference #	Vendor #	Primary Name	Date	Type	Amount	Check #	Check Type	Reconcile Date	Status	Void Date	Printed
25539		Administrative	7/20/2023	PAYROLL	\$ 253,800.31		0 Electronic		OUTSTANDING		<input type="checkbox"/>
25503	3400	DELANEY PLUMBING	7/19/2023	ACCOUNTS_PA YABLE	1,905.00	103534	Check	7/31/2023	RECONCILED		<input checked="" type="checkbox"/>
25513	36515	Savvas Learning Company LLC	7/19/2023	ACCOUNTS_PA YABLE	2,266.06	103549	Check	7/31/2023	RECONCILED		<input checked="" type="checkbox"/>
25524	13400	VILLAGE OF S. CHARLESTON	7/19/2023	ACCOUNTS_PA YABLE	67,262.49	103555	Check	7/31/2023	RECONCILED		<input checked="" type="checkbox"/>
25510	32872	Geyer Instructional Products	7/19/2023	ACCOUNTS_PA YABLE	104.95	103546	Check		OUTSTANDING		<input checked="" type="checkbox"/>
25515	33423	Project Lead The Way	7/19/2023	ACCOUNTS_PA YABLE	3,200.00	103547	Check		OUTSTANDING		<input checked="" type="checkbox"/>
25519	7000	THE KROGER CO.	7/19/2023	ACCOUNTS_PA YABLE	104.19	103535	Check	7/31/2023	RECONCILED		<input checked="" type="checkbox"/>
25517	10175	OHIO FCCLA	7/19/2023	ACCOUNTS_PA YABLE	400.00	103539	Check		OUTSTANDING		<input checked="" type="checkbox"/>
25509	36641	Rachel Baldauff	7/19/2023	ACCOUNTS_PA YABLE	749.00	103552	Check		OUTSTANDING		<input checked="" type="checkbox"/>
25511	11859	CARDINAL BUS SALES &	7/19/2023	ACCOUNTS_PA YABLE	19.11	103540	Check	7/31/2023	RECONCILED		<input checked="" type="checkbox"/>
25506	36631	The Curriculum Center for Family and Consumer Sciences	7/19/2023	ACCOUNTS_PA YABLE	425.00	103550	Check		OUTSTANDING		<input checked="" type="checkbox"/>
25518	10047	HAUCK BROS., Inc	7/19/2023	ACCOUNTS_PA YABLE	471.75	103538	Check	7/31/2023	RECONCILED		<input checked="" type="checkbox"/>
25522	36654	Robert Arnold Jr	7/19/2023	ACCOUNTS_PA YABLE	2,306.00	103553	Check	7/31/2023	RECONCILED		<input checked="" type="checkbox"/>
25520	36634	CDW Government LLC	7/19/2023	ACCOUNTS_PA YABLE	2,652.02	103551	Check	7/31/2023	RECONCILED		<input checked="" type="checkbox"/>
25507	13046	IRA TRAVIS	7/19/2023	ACCOUNTS_PA YABLE	30.00	103542	Check		OUTSTANDING		<input checked="" type="checkbox"/>
25505	1000003	Citran Occupational Health LLC	7/19/2023	ACCOUNTS_PA YABLE	329.00	103554	Check		OUTSTANDING		<input checked="" type="checkbox"/>
25508	20052	NASCO 21	7/19/2023	ACCOUNTS_PA YABLE	140.12	103544	Check		OUTSTANDING		<input checked="" type="checkbox"/>
25512	8305	MVECA	7/19/2023	ACCOUNTS_PA YABLE	155.37	103536	Check	7/19/2023	RECONCILED		<input checked="" type="checkbox"/>
25514	11950	SHOEMAKER'S HOME CENTER	7/19/2023	ACCOUNTS_PA YABLE	29.97	103541	Check	7/31/2023	RECONCILED		<input checked="" type="checkbox"/>
25521	10002	AARON PERRY	7/19/2023	ACCOUNTS_PA YABLE	44.54	103537	Check	7/31/2023	RECONCILED		<input checked="" type="checkbox"/>
25523	30851	Flagway House	7/19/2023	ACCOUNTS_PA YABLE	310.69	103545	Check	7/31/2023	RECONCILED		<input checked="" type="checkbox"/>
25504	14673	WRIGHT STATE	7/19/2023	ACCOUNTS_PA	500.00	103543	Check	7/31/2023	RECONCILED		<input checked="" type="checkbox"/>

**SOUTHEASTERN LOCAL SCHOOL
Disbursement Report**

Reference #	Vendor #	Primary Name	Date	Type	Amount	Check #	Check Type	Reconcile Date	Status	Void Date	Printed
25516	33985	UNIVERSITY City Electric Supply	7/19/2023	YABLE ACCOUNTS_PA YABLE	\$ 123.75	103548	Check	7/31/2023	RECONCILED		<input checked="" type="checkbox"/>
25502	32766	Southwestern Ohio Educational	7/7/2023	ACCOUNTS_PA YABLE	45,876.00	103533	Check	7/31/2023	RECONCILED		<input checked="" type="checkbox"/>
25501	13400	VILLAGE OF S. CHARLESTON	7/6/2023	ACCOUNTS_PA YABLE	3,309.65	103532	Check	7/31/2023	RECONCILED		<input checked="" type="checkbox"/>
25538			7/6/2023	PAYROLL	252,801.16		0 Electronic		OUTSTANDING		<input type="checkbox"/>
25495	10152	OHIO FFA ASSOCIATION	7/5/2023	ACCOUNTS_PA YABLE	455.00	103520	Check	7/31/2023	RECONCILED		<input checked="" type="checkbox"/>
25490	10097	Geer Gas Corporation	7/5/2023	ACCOUNTS_PA YABLE	31.50	103519	Check	7/31/2023	RECONCILED		<input checked="" type="checkbox"/>
25485	10970	Dean Foods	7/5/2023	ACCOUNTS_PA YABLE	138.97	103521	Check	7/5/2023	RECONCILED		<input checked="" type="checkbox"/>
25489	882057	Navigate360	7/5/2023	ACCOUNTS_PA YABLE	1,950.00	103530	Check	7/31/2023	RECONCILED		<input checked="" type="checkbox"/>
25498	35145	John Gummel	7/5/2023	ACCOUNTS_PA YABLE	859.36	103526	Check	7/5/2023	RECONCILED		<input checked="" type="checkbox"/>
25497	36634	CDW Government LLC	7/5/2023	ACCOUNTS_PA YABLE	11,119.84	103528	Check	7/31/2023	RECONCILED		<input checked="" type="checkbox"/>
25486	32183	AES Ohio	7/5/2023	ACCOUNTS_PA YABLE	3,864.21	103523	Check		OUTSTANDING		<input checked="" type="checkbox"/>
25487	7430	LOWE'S LUMBER	7/5/2023	ACCOUNTS_PA YABLE	23.74	103517	Check	7/31/2023	RECONCILED		<input checked="" type="checkbox"/>
25499	34825	American Fidelity Administrative	7/5/2023	ACCOUNTS_PA YABLE	79.88	103525	Check	7/5/2023	RECONCILED		<input checked="" type="checkbox"/>
25491	7559	LEE'S FAMOUS RECIPE	7/5/2023	ACCOUNTS_PA YABLE	1,460.87	103518	Check	7/31/2023	RECONCILED		<input checked="" type="checkbox"/>
25496	36622	Roetzel & Andress LPA	7/5/2023	ACCOUNTS_PA YABLE	6,045.00	103527	Check	7/31/2023	RECONCILED		<input checked="" type="checkbox"/>
25492	2300	CLARK COUNTY EDUCATIONAL	7/5/2023	ACCOUNTS_PA YABLE	538.00	103516	Check	7/5/2023	RECONCILED		<input checked="" type="checkbox"/>
25494	11859	CARDINAL BUS SALES &	7/5/2023	ACCOUNTS_PA YABLE	102,367.00	103522	Check	7/31/2023	RECONCILED		<input checked="" type="checkbox"/>
25488	33036	ProSource	7/5/2023	ACCOUNTS_PA YABLE	2,136.68	103524	Check	7/31/2023	RECONCILED		<input checked="" type="checkbox"/>
25493	880137	Toyota Material Equipment, Inc	7/5/2023	ACCOUNTS_PA YABLE	290.00	103529	Check	7/31/2023	RECONCILED		<input checked="" type="checkbox"/>
25500	1000003	Citran Occupational Health LLC	7/5/2023	ACCOUNTS_PA YABLE	84.00	103531	Check		OUTSTANDING		<input checked="" type="checkbox"/>
Grand Total					\$ 1,076,124.11						

Monthly Investment Summary
Southeastern Local Schools
US Bank Custodian Acct Ending x70998
 July 31, 2023

Monthly Cash Flow Activity		Market Value Summary				
From 06-30-23 through 07-31-23						
Beginning Book Value	3,667,372.74	Security Type	Market Value	Pct. Assets	Avg Yield at Cost	Wght Avg Mat
Contributions	0.00	Money Market Fund				
Withdrawals	0.00	MONEY MARKET FUND	2,525.54	0.1	5.16	0.00
Prior Month Management Fees	-454.47	Fixed Income				
Realized Gains/Losses	0.00	U.S. GOVERNMENT AGENCY NOTES	99,596.41	2.7	5.05	1.30
Gross Interest Earnings	7,560.39	U.S. TREASURY NOTES	96,453.12	2.6	3.38	1.50
Ending Book Value	3,674,478.66	Accrued Interest	1,817.48	0.0		
		Commercial Paper				
		COMMERCIAL PAPER	886,389.00	24.3	5.48	0.26
		Certificate of Deposit				
		CERTIFICATES OF DEPOSIT	2,549,406.05	69.8	3.58	1.35
		Accrued Interest	16,022.48	0.4		
		TOTAL PORTFOLIO	3,652,210.07	100.0	4.08	1.08



Disclosures:

RedTree's internal accounting system is used as the source of the market value of this account. Although obtained from a source believed to be reliable, we cannot guarantee its accuracy. You should review all account statements provided by the custodian and compare with the statements provided by RedTree.

Portfolio Holdings Report
Southeastern Local Schools
US Bank Custodian Acct Ending x70998
 July 31, 2023

Quantity	Cusip	Security Description	Moody's	S&P	Cost Basis	Market Value	Yield at Cost	Wtd Maturity	Purchase Date
U.S. GOVERNMENT AGENCY NOTES									
100,000	3130AV5N8	Federal Home Ln Bank 5.000% Due 12-13-24	Aaa	AA+	99,922.00	99,596.41	5.05	1.30	02-28-23
		Accrued Interest				666.67			
					99,922.00	100,263.07	5.05	1.30	
U.S. TREASURY NOTES									
100,000	9128283Z1	US Treasury Note 2.750% Due 02-28-25	Aaa	AA+	98,507.80	96,453.12	3.38	1.50	08-31-22
		Accrued Interest				1,150.82			
					98,507.80	97,603.94	3.38	1.50	
CERTIFICATES OF DEPOSIT									
249,000	90348JJQ4	UBS Bank USA, UT 2.900% Due 04-03-24			248,875.50	244,948.41	2.93	0.65	04-03-19
246,000	38149MAZ6	Goldman Sachs Bank USA, NY 2.700% Due 06-05-24			245,877.00	240,443.86	2.71	0.82	06-10-19
100,000	254673J72	Discover Bank, DE 3.100% Due 06-28-24			99,900.00	97,909.39	3.15	0.88	06-28-22
247,000	14042TBQ9	Capital One Bank USA, Glen Allen, VA 2.250% Due 08-07-24			246,506.00	239,149.20	2.29	0.98	08-07-19
247,000	14042RMW8	Capital One, NA, Mclean, VA 2.100% Due 08-14-24			246,629.50	238,637.91	2.13	0.99	08-16-19
100,000	15987UAV0	Charles Schwab Bank, TX 5.400% Due 09-23-24			99,925.00	99,570.42	5.45	1.08	03-17-23
100,000	20786AET8	ConnectOne Bank, NJ 4.800% Due 11-15-24			99,900.00	99,165.08	4.90	1.22	11-15-22
150,000	05580AM84	BMW Bank of North America, UT 2.700% Due 04-22-25			149,775.00	143,321.25	2.75	1.64	04-22-22
248,000	856285TF8	State Bank of India, NY 1.600% Due 04-29-25			247,132.00	232,355.44	1.67	1.68	04-29-20
100,000	307811FJ3	Farmers & Merchants Bank, WI 4.700% Due 05-19-25			99,900.00	98,765.85	4.79	1.68	11-17-22
244,000	61768EUU5	Morgan Stanley Private Bank, NY 4.900% Due 06-09-25			243,756.00	241,786.25	4.95	1.74	06-07-23
100,000	02357QBY2	Amerant Bank NA, FL 5.000% Due 06-16-25			99,950.00	99,265.09	5.08	1.74	06-16-23
248,000	29367SKM5	Enterprise Bank & Trust, MO 5.000% Due 06-20-25			247,752.00	246,172.07	5.11	1.75	06-20-23
130,000	138138AB8	Canton Co-Op Bank, MA 5.000% Due 07-21-25			129,870.00	129,021.00	5.11	1.83	07-21-23
100,000	552249CH5	Lyons National Bank, NY 4.850% Due 03-16-26			99,875.00	98,894.81	4.89	2.39	03-15-23
		Accrued Interest				16,022.48			
					2,605,623.00	2,565,428.52	3.58	1.35	
COMMERCIAL PAPER									
150,000	50244MVA7	LVMH Moet 0.000% Due 08-10-23	P-1	A-1	146,916.67	149,779.50	5.10	0.03	03-15-23
250,000	17327BVN2	Citigroup 0.000% Due 08-22-23	P-1	A-1	240,191.46	249,184.00	5.51	0.06	11-28-22
100,000	45685RWN3	ING US CP 0.000% Due 09-22-23	P-1	A-1	97,053.06	99,201.10	5.31	0.15	02-28-23
150,000	63873KYH4	Natixis NY 0.000% Due 11-17-23	P-1	A-1	144,182.88	147,480.15	5.40	0.30	02-21-23

Disclosures:

RedTree's internal accounting system is used as the source of the market value of this account. Although obtained from a source believed to be reliable, we cannot guarantee its accuracy. You should review all account statements provided by the custodian and compare with the statements provided by RedTree.

Questions? Call 888.596.2293 or email info@redtreeinv.com



Portfolio Holdings Report
Southeastern Local Schools
US Bank Custodian Acct Ending x70998
 July 31, 2023

Quantity	Cusip	Security Description	Moody's	S&P	Cost Basis	Market Value	Yield at Cost	Wtd Maturity	Purchase Date
250,000	89119ACR7	TD USA 0.000% Due 03-25-24	P-1	A-1+	239,556.25	240,744.25	5.81	0.64	06-29-23
					867,900.32	886,389.00	5.48	0.26	
MONEY MARKET FUND									
	USBMMF	First American Treasury Obligations Fund			2,525.54	2,525.54	5.16		
TOTAL PORTFOLIO					3,674,478.66	3,652,210.07	4.08	1.08	

Disclosures:

RedTree's internal accounting system is used as the source of the market value of this account. Although obtained from a source believed to be reliable, we cannot guarantee its accuracy. You should review all account statements provided by the custodian and compare with the statements provided by RedTree.

Questions? Call 888.596.2293 or email info@redtreeinv.com