


SOUTHEASTERN LOCAL SCHOOL DISTRICT

FINANCIAL REPORT

03-31-2024



Southeastern Local Schools
Clark County, Ohio

General Fund Financial History/Projection

03-31-2024

Percent of Fiscal Year Complete
75.00%

	2023-2024 <u>Projection</u>	2023-2024 <u>FYTD Actual</u>	<u>FYTD %</u>
REVENUE			
General Property (Real Estate)	\$3,052,731.00	\$3,100,106.47	101.55%
Tangible Personal Property	\$445,179.00	\$537,070.65	120.64%
Income Tax	\$1,408,970.00	\$1,033,605.24	73.36%
Unrestricted Grants-in-Aid	\$4,914,534.00	\$3,759,627.83	76.50%
Restricted Grants-in-Aid	\$277,327.00	\$226,109.14	81.53%
Restricted Grants-in-Aid - SFSF	\$0.00	\$0.00	0.00%
Property Tax Allocation	\$411,574.00	\$207,800.78	50.49%
All Other Operating Revenue	\$422,777.00	\$421,680.73	99.74%
TOTAL	\$10,933,092.00	\$9,286,000.84	84.93%
EXPENDITURES			
Salaries & Wages	\$6,250,340.88	\$4,584,114.39	73.34%
Benefits	\$2,318,646.00	\$1,765,675.33	76.15%
Services	\$1,924,066.00	\$1,393,394.76	72.42%
Supplies	\$328,731.00	\$269,622.18	82.02%
Equipment	\$133,925.00	\$55,599.80	41.52%
Debt	\$0.00	\$0.00	0.00%
Other	\$175,806.00	\$170,546.19	97.01%
TOTAL	\$11,131,514.88	\$8,238,952.65	74.01%
SURPLUS/(DEFICIT)	(\$198,422.88)	\$1,047,048.19	

**HISTORICAL COMPARISON BY OBJECT
SOUTHEASTERN LOCAL SCHOOLS**

	FY 21 07/20-03/21	FY 22 07/21-03/22	% of Change	FY 23 07/22-02/23	% of Change	FY 24 07/23-02/24	% of Change
REVENUE							
General Property (Real Estate)	\$2,092,992	\$2,633,708	25.83%	\$2,872,157	9.05%	\$3,100,106	7.94%
Tangible Personal Property	270,805	451,506	66.73%	505,318	11.92%	537,071	6.28%
Income Tax	853,825	964,502	12.96%	993,640	3.02%	1,033,605	4.02%
Unrestricted Grants-in-Aid	2,987,137	3,490,279	16.84%	3,374,726	-3.31%	3,759,628	11.41%
Restricted Grants-in-Aid	38,162	109,215	186.19%	190,849	74.75%	226,109	18.48%
Restricted Grants-in-Aid - SFSF	0	0	-	0	-	0	-
Property Tax Allocation	185,415	188,316	1.56%	178,812	-5.05%	207,801	16.21%
All Other Operating Revenue	809,202	313,537	-61.25%	298,669	-4.74%	421,681	41.19%
TOTAL REVENUE	\$7,237,539	\$8,151,063	12.62%	\$8,414,171	3.23%	\$9,286,001	10.36%
EXPENDITURES							
Salaries & Wages	4,201,734	4,117,307	-2.01%	4,261,470	3.50%	4,584,114	7.57%
Benefits	1,591,237	1,592,461	0.08%	1,650,315	3.63%	1,765,675	6.99%
Services	1,367,134	1,018,883	-25.47%	1,118,093	9.74%	1,393,395	24.62%
Supplies	171,718	222,501	29.57%	266,079	19.59%	269,622	1.33%
Equipment	67,336	9,339	-86.13%	3,924	-57.98%	55,600	1316.75%
Debt	0	0	-	0	-	0	-
Other	110,858	142,050	28.14%	147,027	3.50%	170,546	16.00%
TOTAL EXPENDITURES	\$7,510,017	\$7,102,541	-5.43%	\$7,446,909	4.85%	\$8,238,953	10.64%
SURPLUS/DEFICIT	(272,478)	1,048,522	-484.81%	967,262	-7.75%	1,047,048	8.25%
OTHER SOURCES/USES							
Advances/Transfers In	241,548	166,949	-30.88%	89,647	-46.30%	147,907	64.99%
Advances/Transfers Out	0	0	-	0	-	0	-
All Other Financing Sources	91,529	12,581	-86.26%	17,817	41.62%	12,496	-29.87%
Debt Service	0	0	-	0	-	0	-
NET SOURCES/USES	333,077	179,529	-46.10%	107,464	-40.14%	160,403	49.26%
BEGINNING CASH	\$5,311,111	\$5,405,004	10.05%	\$5,234,606	1.69%	\$4,018,314	1.36%
ENDING CASH	\$5,371,709	\$5,880,184	11.79%	\$5,789,309	0.80%	\$5,726,601	1.39%
ENCUMBRANCES	\$641,228	\$616,108	56.24%	\$878,547	-57.27%	\$862,953	49.32%
UNENCUMBERED CASH	\$4,730,481	\$5,264,075	7.61%	\$4,910,762	8.73%	\$4,863,648	-1.19%
% of Salaries to Revenue	58.05%	50.51%		50.65%		49.37%	
% of Benefits to Revenue	21.99%	19.54%		19.61%		19.01%	
Total to Revenue	80.04%	70.05%		70.26%		68.38%	
Days of Operating Cash	171.96	203.08		180.69		178.87	

**MONTHLY BUDGET VARIANCE
SOUTHEASTERN LOCAL SCHOOLS**

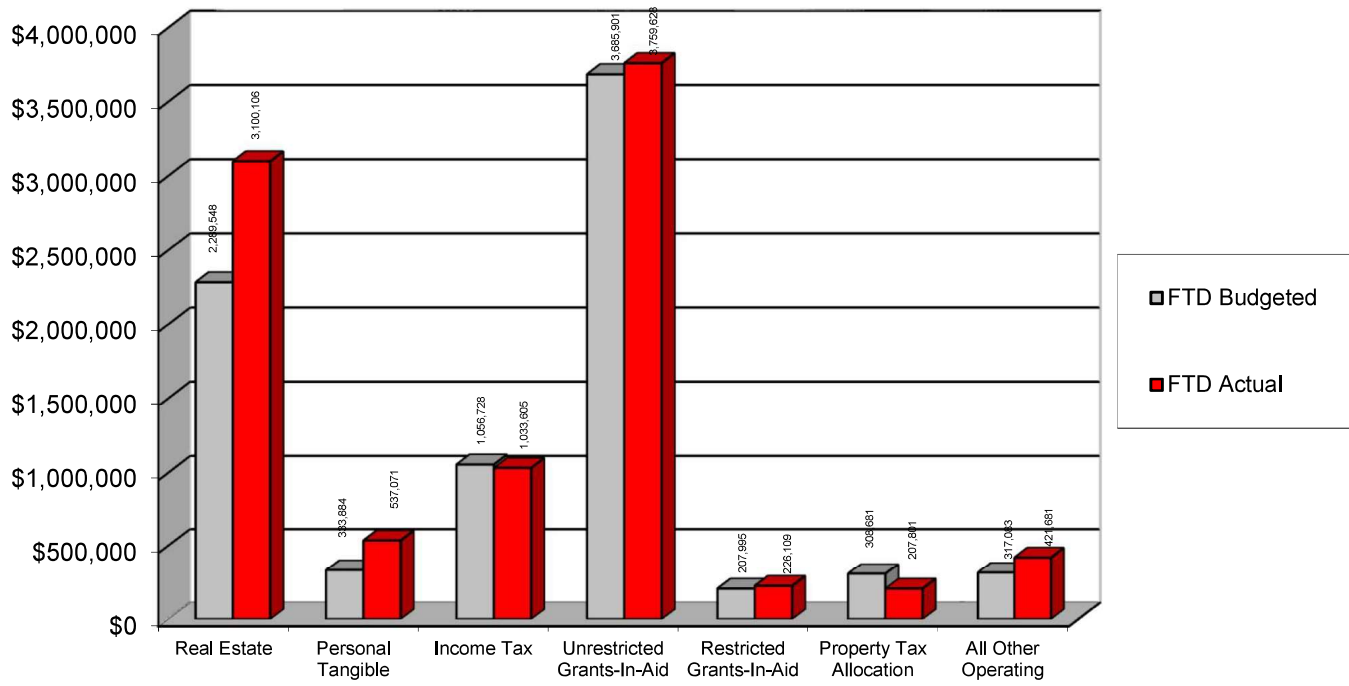
	FTD Budgeted	FTD Actual	Variance	Percentage Variance	MTD Budgeted	MTD Actual	Variance	Percentage Variance
REVENUE								
General Property (Real Estate)	\$2,289,548	\$3,100,106	\$810,558	35.40%	\$254,394	\$1,619,345	\$1,364,951	536.55%
Tangible Personal Property	\$333,884	\$537,071	\$203,186	60.86%	\$37,098	\$330,149	293,051	789.93%
Income Tax	\$1,056,728	\$1,033,605	-\$23,122	-2.19%	\$117,414	\$0	(\$117,414)	-100.00%
Unrestricted Grants-In-Aid	\$3,685,901	\$3,759,628	\$73,727	2.00%	\$409,545	\$411,916	2,371	0.58%
Restricted Grants-In-Aid	\$207,995	\$226,109	\$18,114	8.71%	\$23,111	\$27,109	3,998	17.30%
Restricted Grants-In-Aid - SFSF	\$0	\$0	\$0	-	\$0	\$0	0	-
Property Tax Allocation	\$308,681	\$207,801	-\$100,880	-32.68%	\$34,298	\$8,490	(\$25,808)	-75.25%
All Other Operating Revenue	\$317,083	\$421,681	\$104,598	32.99%	\$35,231	\$119,842	84,611	240.16%
TOTAL REVENUE	\$8,199,819	\$9,286,001	\$1,086,182	13.25%	\$911,091	\$2,516,851	\$1,605,760	176.25%
EXPENDITURES								
Salaries & Wages	\$4,687,756	\$4,584,114	\$103,641	-2.21%	\$520,862	\$528,732	(\$7,870)	1.51%
Benefits	\$1,738,985	\$1,765,675	(26,691)	1.53%	193,221	\$188,605	4,615	-2.39%
Services	\$1,443,050	\$1,393,395	49,655	-3.44%	160,339	\$35,022	\$125,316	-78.16%
Supplies	\$246,548	\$269,622	(23,074)	9.36%	27,394	\$4,752	22,642	-82.65%
Equipment	\$100,444	\$55,600	44,844	-44.65%	11,160	\$0	\$11,160	-
Debt	\$0	\$0	0	-	0	\$0	0	-
Other	\$131,855	\$170,546	(38,692)	29.34%	14,651	\$51,453	(36,803)	251.21%
TOTAL EXPENSES	\$8,348,636	\$8,238,953	\$109,684	-1.31%	\$927,626	\$808,565	\$119,062	-12.84%
SURPLUS/DEFICIT	(\$148,817)	\$1,047,048	\$1,195,865	-803.58%	(\$16,535)	\$1,708,286	\$1,724,822	-10431.18%
OTHER USES/SOURCES								
Transfers/Advances In	0	0	0	-	0	0	0	-
Transfers/Advances Out	0	147,907	147,907	-	0	0	0	-
All Other Financing Sources/(Uses)	0	0	0	-	664	0	\$0	-100.00%
NET SOURCES/USES	0	147,907	147,907	-	664	0	0	-

Southeastern Local Schools
Explanation of Checks Over \$5,000

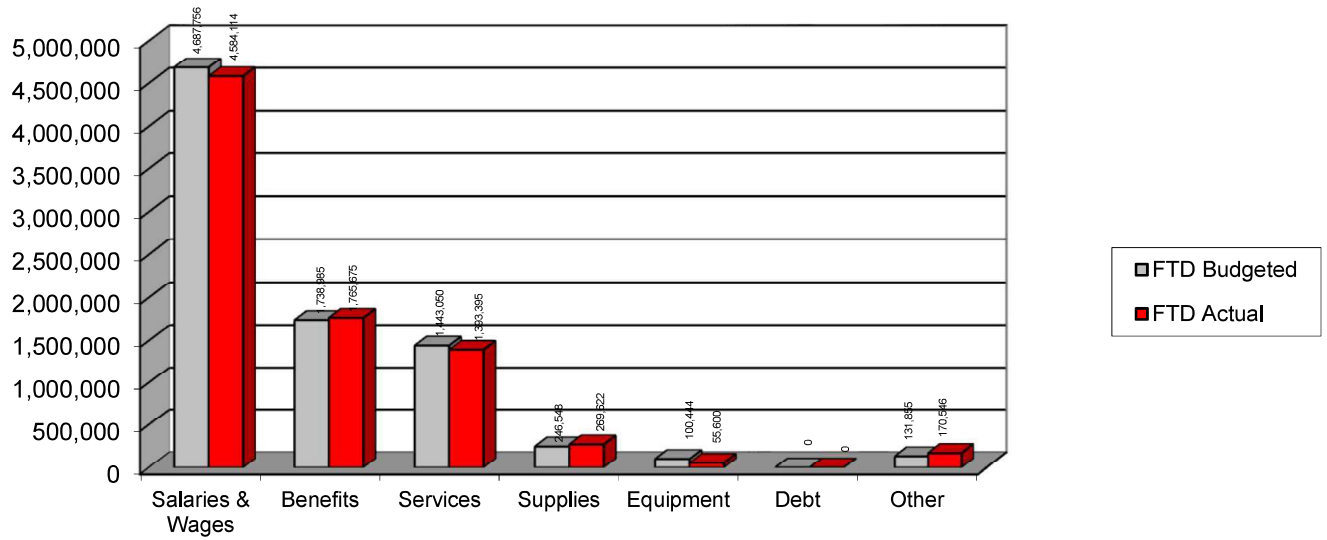
03/01/2023-03/31/2023

Check #	Vendor Name	Amount	Explanation
104385	Montgomery County ESC	\$10,000.00	Related Services
104377	Gordon Food Service	\$6,387.84	Food Service Supplies and Food Deliveries
104341	Clark County ESC	\$15,840.00	Youth Connections
9819236	EPC-Self Funded Medical	\$109,511.37	Medical Premiums
9819232	Retirement STRS	\$65,702.66	Board Share Certified Staff
9819233	Retirement SERS	\$17,567.06	Board Share Classified Retirement
9819234	Payroll	\$7,877.77	Medicare, FICA
9819237	EPC Dental Vision Benefit Plan	\$6,374.76	Dental and Vision Premiums
104441	Garber Electrical Contractors	9,379.60	Final Draw on HS Intercom Project
9819235	Foundation	\$19,042.81	Foundation Expenses
104281	Montgomery County ESC	\$7,138.69	Related Services

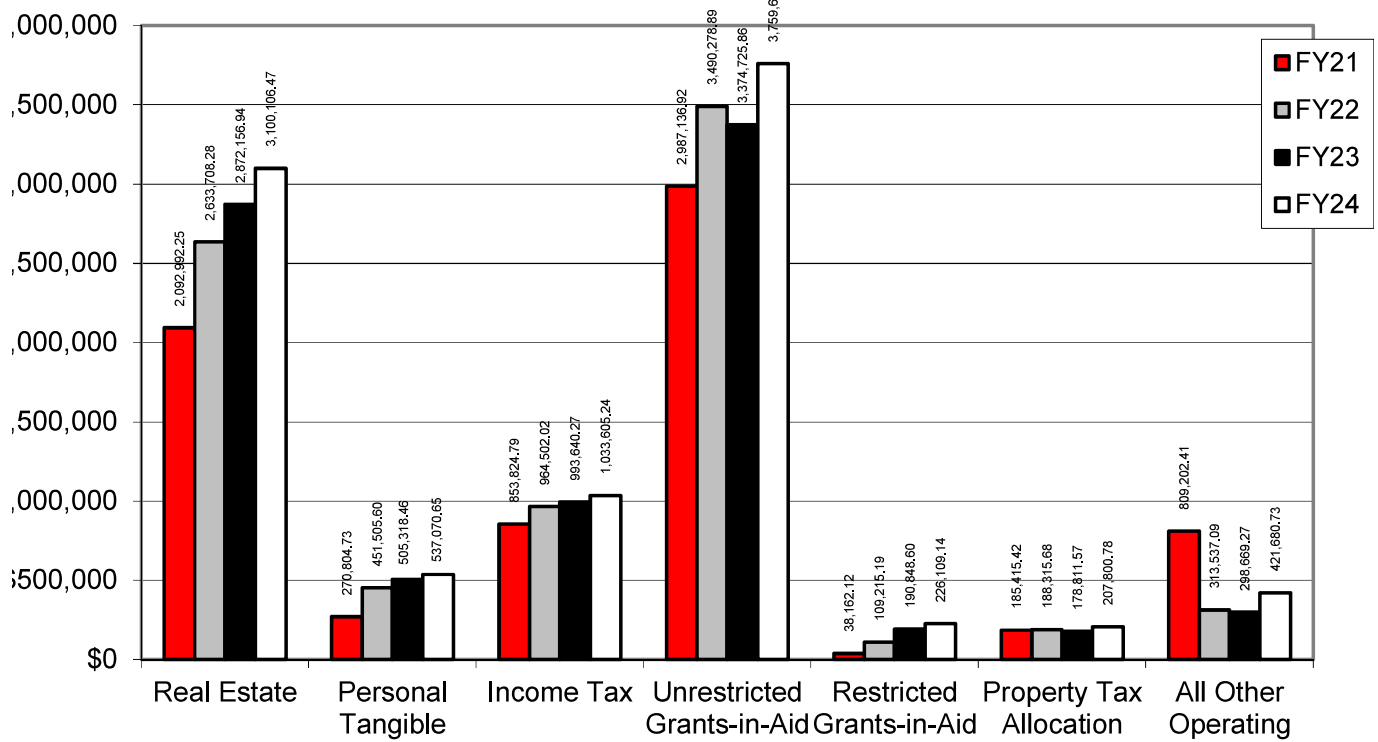
FTD BUDGETED vs. FTD ACTUAL



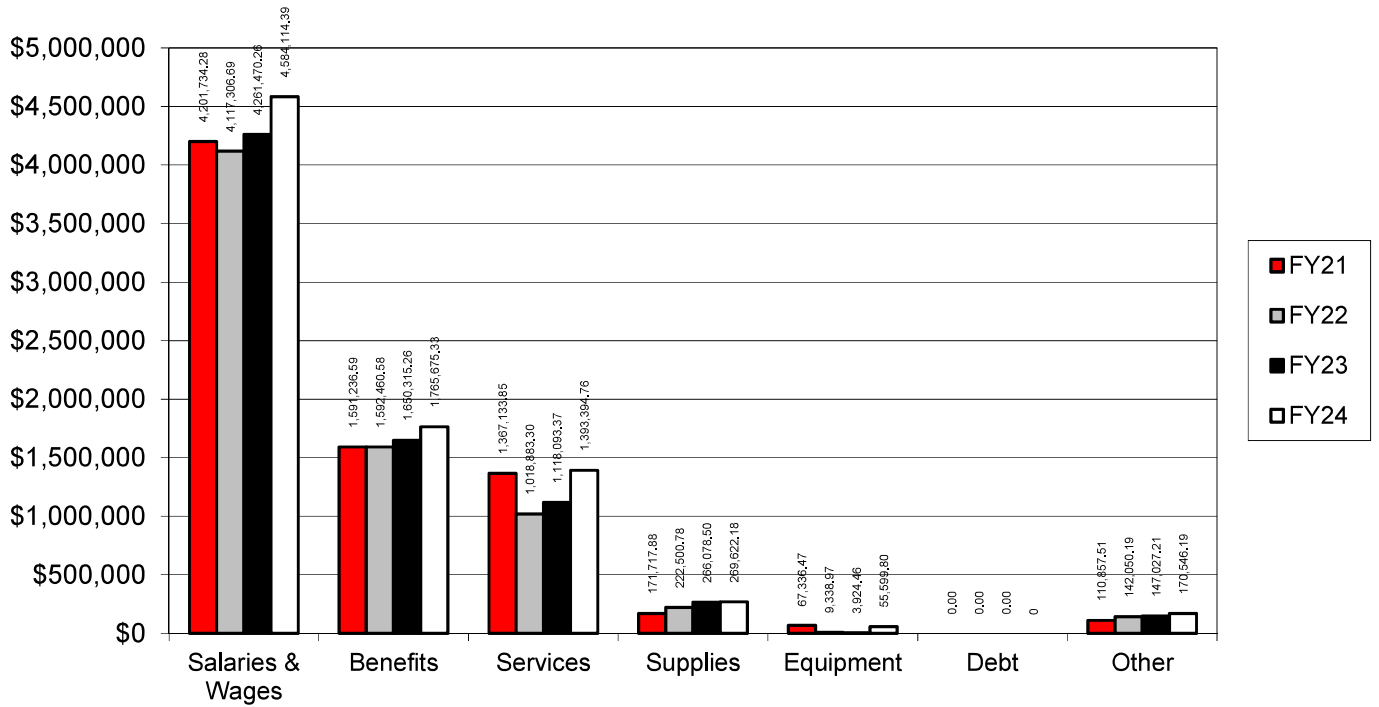
FTD BUDGETED vs. FTD ACTUAL



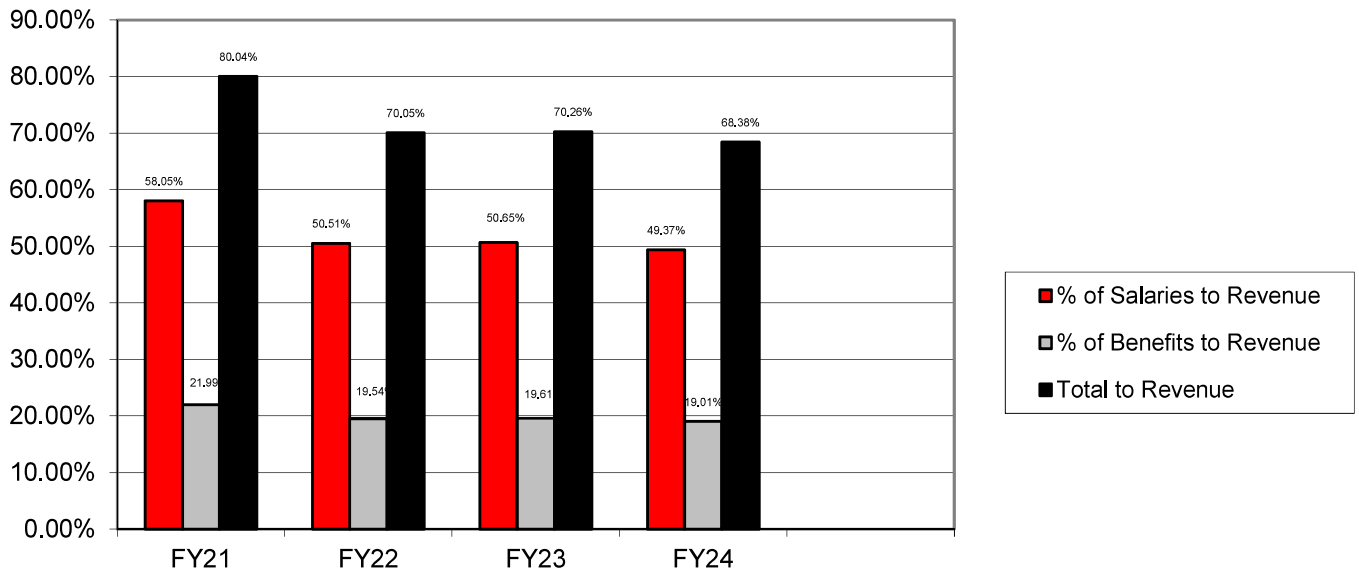
HISTORICAL REVENUE



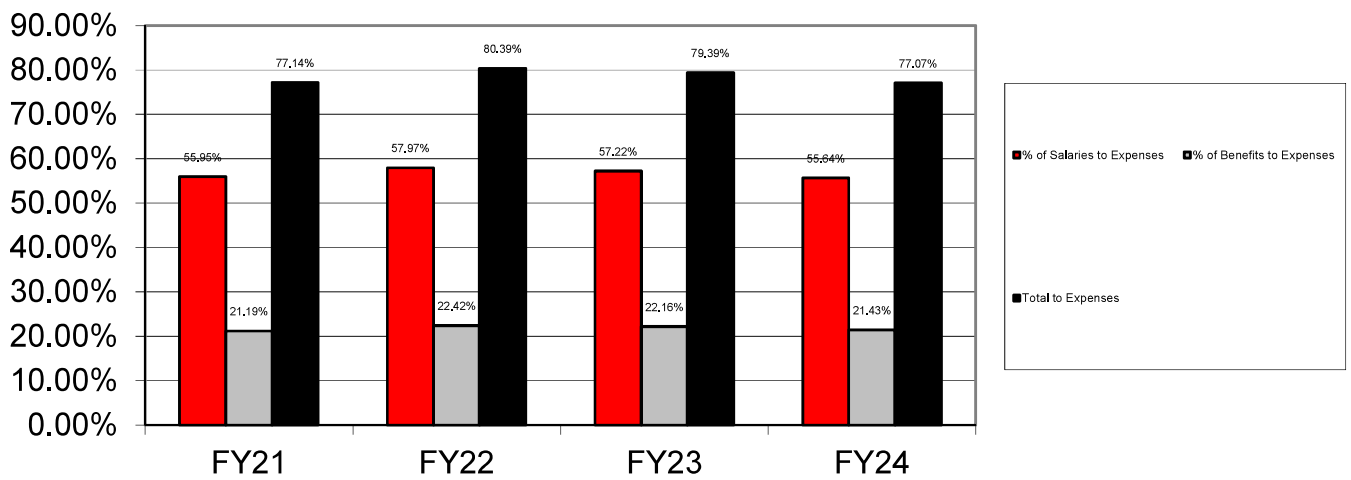
HISTORICAL EXPENDITURES



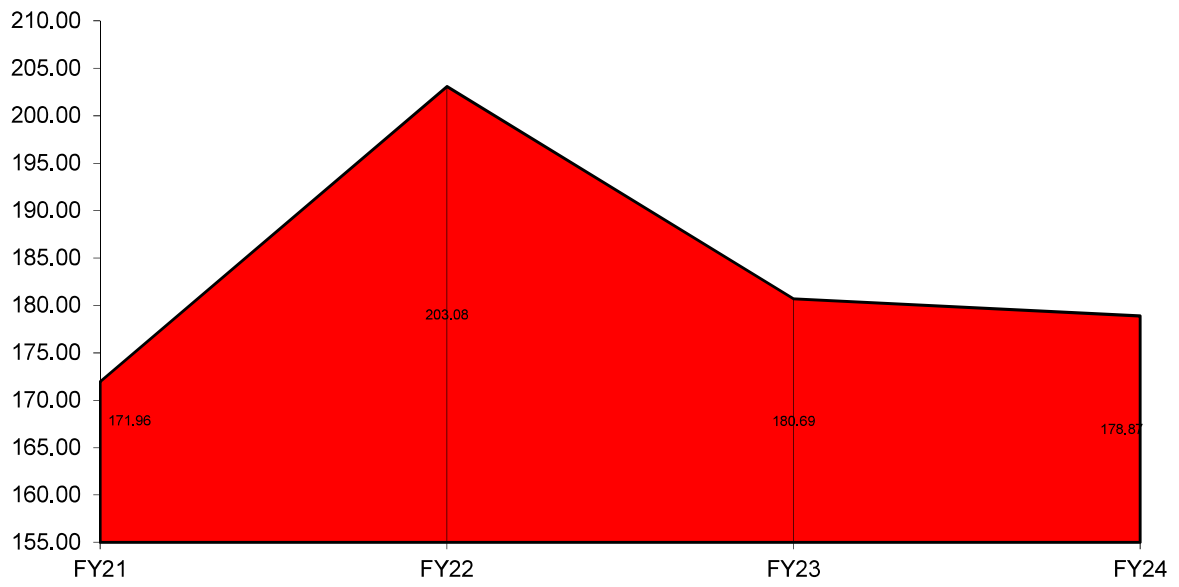
% OF SALARIES AND BENEFITS TO REVENUE



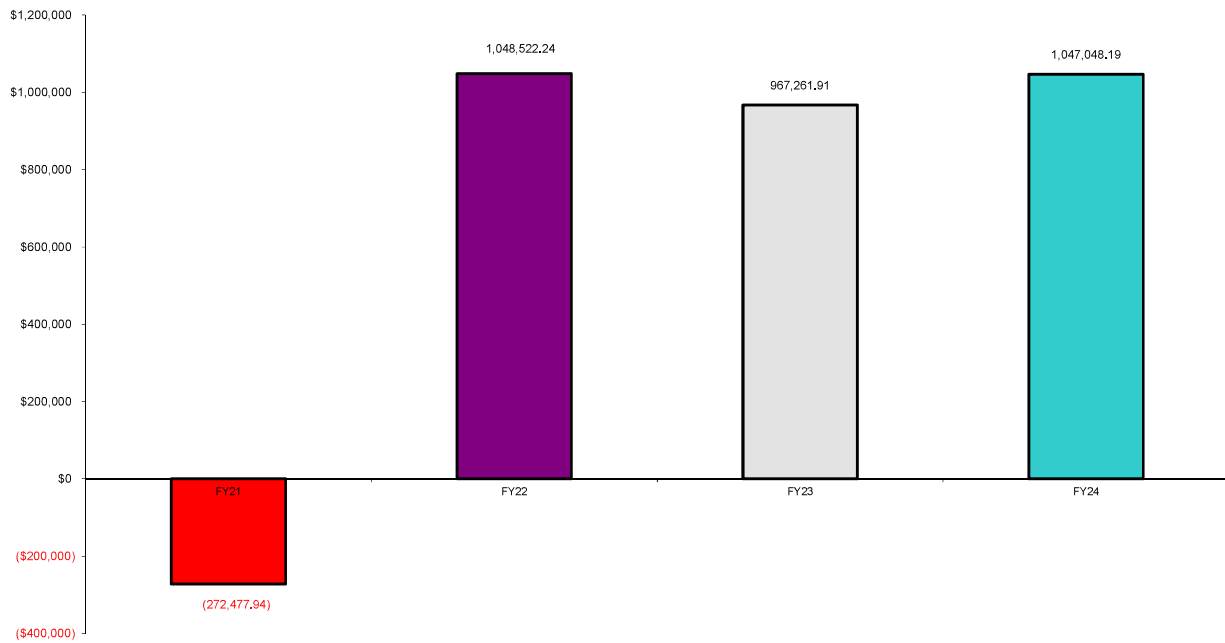
% OF SALARIES AND BENEFITS TO EXPENDITURES



Days of Operating Cash



SURPLUS/DEFICIT



Gross Depository Balances:

AP	\$50,000.00
ICS DDA	\$2,391,858.27
Point of Sales	\$13,873.40
ICS MMA	\$181.71
Red Tree	\$3,532,645.59

Total Depository Balances (Gross) \$5,988,558.97

Adjustments to Bank Balance:

Cash in Transit to Bank	\$0.00
Outstanding Checks	(\$3,439.18)
Adjustments:	

Total Adjustments to Bank Balance (\$3,439.18)

Investments:

Treasury Bonds and Notes	\$0.00
Certificate of Deposits	\$0.00
Other Securities	\$0.00
Other Investments:	

Total Investments \$0.00

Cash on Hand:

Petty Cash:	
Change Cash:	
Cash with Fiscal Agent	\$0.00

Total Cash on Hand \$0.00

Total Balances \$5,985,119.79

Total Fund Balance \$5,985,119.79

Depository Clearance Accounts:

Total Clearance Account Balances \$0.00

Treasurer

SOUTHEASTERN LOCAL SCHOOL
Spending Plan Summary

ODE Line Number	Monthly Estimate	Monthly Actual	Monthly Difference	FYTD Estimate	FYTD Actual	FYTD Difference
01.010 General Property (Real Estate)	\$ 0.00	\$ 1,619,344.86	\$ 1,619,344.86	\$ 0.00	\$ 3,100,106.47	\$ 3,100,106.47
01.020 Tangible Personal Property Tax	0.00	330,148.87	330,148.87	0.00	537,070.65	537,070.65
01.030 Income Tax	0.00	0.00	0.00	0.00	1,033,605.24	1,033,605.24
01.035 Unrestricted Grants-in-Aid	0.00	411,915.94	411,915.94	0.00	3,759,627.83	3,759,627.83
01.040 Restricted Grants-in-Aid	0.00	27,108.73	27,108.73	0.00	226,109.14	226,109.14
01.045 Restricted Federal Grants-in-Aid - SFSF	0.00	0.00	0.00	0.00	0.00	0.00
01.050 State Share of Local Property Taxes	0.00	8,490.13	8,490.13	0.00	207,800.78	207,800.78
01.060 All Other Operating Revenue	0.00	119,842.34	119,842.34	0.00	421,680.73	421,680.73
01.070 Total Revenue	0.00	2,516,850.87	2,516,850.87	0.00	9,286,000.84	9,286,000.84
02.010 Proceeds from Sale of Notes	0.00	0.00	0.00	0.00	0.00	0.00
02.020 State Emergency Loans & Advancements (Approved)	0.00	0.00	0.00	0.00	0.00	0.00
02.040 Operating Transfers-In	0.00	0.00	0.00	0.00	0.00	0.00
02.050 Advances-In	0.00	0.00	0.00	0.00	147,907.05	147,907.05
02.060 All Other Financial Sources	0.00	0.00	0.00	0.00	12,495.59	12,495.59
02.070 Total Other Financing Sources	0.00	0.00	0.00	0.00	160,402.64	160,402.64
02.080 Total Revenues and Other Financing Sources	0.00	2,516,850.87	2,516,850.87	0.00	9,446,403.48	9,446,403.48
03.010 Personal Services	0.00	528,731.52	528,731.52	0.00	4,584,114.39	4,584,114.39
03.020 Employees' Retirement/Insurance Benefits	0.00	188,605.46	188,605.46	0.00	1,765,675.33	1,765,675.33
03.030 Purchased Services	0.00	35,022.45	35,022.45	0.00	1,393,394.76	1,393,394.76
03.040 Supplies and Materials	0.00	4,751.77	4,751.77	0.00	269,622.18	269,622.18
03.050 Capital Outlay	0.00	0.00	0.00	0.00	55,599.80	55,599.80
03.060 Intergovernmental	0.00	0.00	0.00	0.00	0.00	0.00
04.010 Debt Service: All Principal (Historical)	0.00	0.00	0.00	0.00	0.00	0.00
04.020 Debt Service: Principal-Notes	0.00	0.00	0.00	0.00	0.00	0.00
04.030 Debt Service: Principal - State Loans	0.00	0.00	0.00	0.00	0.00	0.00
04.040 Debt Service: Principal - State Advancements	0.00	0.00	0.00	0.00	0.00	0.00
04.050 Debt Service: Principal - HB 264 Loans	0.00	0.00	0.00	0.00	0.00	0.00
04.055 Debt Service: Principal - Other	0.00	0.00	0.00	0.00	0.00	0.00
04.060 Debt Service: Interest and Fiscal Charges	0.00	0.00	0.00	0.00	0.00	0.00
04.300 Other Objects	0.00	51,453.41	51,453.41	0.00	170,546.19	170,546.19
04.500 Total Expenditures	0.00	808,564.61	808,564.61	0.00	8,238,952.65	8,238,952.65
05.010 Operational Transfers - Out	0.00	0.00	0.00	0.00	0.00	0.00
05.020 Advances - Out	0.00	0.00	0.00	0.00	0.00	0.00
05.030 All Other Financing Uses	0.00	0.00	0.00	0.00	(0.08)	(0.08)
05.040 Total Other Financing Uses	0.00	0.00	0.00	0.00	(0.08)	(0.08)
05.050 Total Expenditure and Other Financing Uses	0.00	808,564.61	808,564.61	0.00	8,238,952.57	8,238,952.57
06.010 Excess Rev & Oth Financing Sources over(under) Exp & Oth F	0.00	1,708,286.26	1,708,286.26	0.00	1,207,450.91	1,207,450.91
07.010 Cash Balance-July1 -Excluding Proposed Renew/Replace & New	0.00	4,018,314.26	4,018,314.26	0.00	4,519,149.61	4,519,149.61
07.020 Cash Balance June 30	0.00	5,726,600.52	5,726,600.52	0.00	5,726,600.52	5,726,600.52
08.010 Estimated Encumbrances June 30	0.00	862,952.85	862,952.85	0.00	862,952.85	862,952.85

SOUTHEASTERN LOCAL SCHOOL

Disbursement Report

Reference #	Vendor #	Primary Name	Date	Type	Amount	Check #	Check Type	Reconcile Date	Status	Void Date	Printed
26475			3/1/2024	PAYROLL	\$ 266,019.44		0 Electronic		OUTSTANDING		<input type="checkbox"/>
26451	36683	Cintas Corp	3/7/2024	ACCOUNTS _PAYABLE	375.37	104390	Check	3/31/2024	RECONCILED		<input checked="" type="checkbox"/>
26454	880107	McCutcheon Music LLC	3/7/2024	ACCOUNTS _PAYABLE	309.85	104391	Check	3/31/2024	RECONCILED		<input checked="" type="checkbox"/>
26456	34936	Montgomery County ESC	3/7/2024	ACCOUNTS _PAYABLE	10,000.00	104385	Check	3/31/2024	RECONCILED		<input checked="" type="checkbox"/>
26469	34985	A1 Able Pest Doctors	3/7/2024	ACCOUNTS _PAYABLE	5.95	104386	Check	3/31/2024	RECONCILED		<input checked="" type="checkbox"/>
26459	33985	City Electric Supply	3/7/2024	ACCOUNTS _PAYABLE	126.00	104384	Check	3/31/2024	RECONCILED		<input checked="" type="checkbox"/>
26450	5223	W. R. HACKETT INC.,	3/7/2024	ACCOUNTS _PAYABLE	1,009.05	104370	Check	3/31/2024	RECONCILED		<input checked="" type="checkbox"/>
26464	32170	DARRICK RIGGS	3/7/2024	ACCOUNTS _PAYABLE	318.25	104379	Check	3/31/2024	RECONCILED		<input checked="" type="checkbox"/>
26474	11900	SHOEMAKER'S GROCERY	3/7/2024	ACCOUNTS _PAYABLE	34.22	104376	Check	3/31/2024	RECONCILED		<input checked="" type="checkbox"/>
26468	8305	MVECA	3/7/2024	ACCOUNTS _PAYABLE	120.05	104371	Check	3/31/2024	RECONCILED		<input checked="" type="checkbox"/>
26462	880191	FriendsOffice	3/7/2024	ACCOUNTS _PAYABLE	48.44	104393	Check	3/31/2024	RECONCILED		<input checked="" type="checkbox"/>
26461	36649	DragonFly Athletics LLC	3/7/2024	ACCOUNTS _PAYABLE	1,750.00	104389	Check	3/31/2024	RECONCILED		<input checked="" type="checkbox"/>
26453	1000003	Citran Occupational Health LLC	3/7/2024	ACCOUNTS _PAYABLE	204.00	104394	Check	3/31/2024	RECONCILED		<input checked="" type="checkbox"/>
26466	31735	BRYN DEAN	3/7/2024	ACCOUNTS _PAYABLE	54.45	104378	Check	3/31/2024	RECONCILED		<input checked="" type="checkbox"/>
26460	880185	Ellyse Simpson	3/7/2024	ACCOUNTS _PAYABLE	177.34	104392	Check	3/31/2024	RECONCILED		<input checked="" type="checkbox"/>
26470	33166	PJ Bertemes	3/7/2024	ACCOUNTS _PAYABLE	179.56	104382	Check	3/31/2024	RECONCILED		<input checked="" type="checkbox"/>
26455	10097	Geer Gas Corporation	3/7/2024	ACCOUNTS _PAYABLE	30.45	104373	Check	3/31/2024	RECONCILED		<input checked="" type="checkbox"/>
26452	14629	GORDON FOOD SERVICE	3/7/2024	ACCOUNTS _PAYABLE	6,387.84	104377	Check	3/31/2024	RECONCILED		<input checked="" type="checkbox"/>
26458	35167	CK Signs & Apparel	3/7/2024	ACCOUNTS _PAYABLE	614.00	104387	Check	3/31/2024	RECONCILED		<input checked="" type="checkbox"/>
26457	10970	Dean Foods	3/7/2024	ACCOUNTS _PAYABLE	725.63	104374	Check	3/31/2024	RECONCILED		<input checked="" type="checkbox"/>
26473	10002	AARON PERRY	3/7/2024	ACCOUNTS _PAYABLE	164.82	104372	Check	3/31/2024	RECONCILED		<input checked="" type="checkbox"/>
26472	32731	Rieck Mechanical Electrical	3/7/2024	ACCOUNTS _PAYABLE	1,790.06	104380	Check	3/31/2024	RECONCILED		<input checked="" type="checkbox"/>
26465	11859	CARDINAL BUS SALES &	3/7/2024	ACCOUNTS _PAYABLE	50.00	104375	Check	3/31/2024	RECONCILED		<input checked="" type="checkbox"/>
26471	33768	Holly McCombs	3/7/2024	ACCOUNTS _PAYABLE	230.00	104383	Check	3/31/2024	RECONCILED		<input checked="" type="checkbox"/>
26467	33049	AT&T	3/7/2024	ACCOUNTS _PAYABLE	305.31	104381	Check	3/31/2024	RECONCILED		<input checked="" type="checkbox"/>
26463	36629	Wayside Publishing	3/7/2024	ACCOUNTS _PAYABLE	18.80	104388	Check	3/31/2024	RECONCILED		<input checked="" type="checkbox"/>
26449	1730	BSN SPORTS, LLC	3/7/2024	ACCOUNTS _PAYABLE	411.08	104369	Check	3/31/2024	RECONCILED		<input checked="" type="checkbox"/>
26536	900010	AUDITOR	3/11/2024	ACCOUNTS	1,552.70	9819241	Electronic	3/31/2024	RECONCILED		<input type="checkbox"/>

SOUTHEASTERN LOCAL SCHOOL

Disbursement Report

Reference #	Vendor #	Primary Name	Date	Type	Amount	Check #	Check Type	Reconcile Date	Status	Void Date	Printed
		GREENE COUNTY		_PAYABLE					ED		
26483	3350	Centerpoint Energy	3/14/2024	ACCOUNTS _PAYABLE	\$ 1,315.24	104396	Check	3/31/2024	RECONCILED		<input checked="" type="checkbox"/>
26497	8305	MVECA	3/14/2024	ACCOUNTS _PAYABLE	23.72	104399	Check	3/14/2024	RECONCILED		<input checked="" type="checkbox"/>
26486	20599	WESTWATER SPLY,INC.	3/14/2024	ACCOUNTS _PAYABLE	520.49	104407	Check	3/31/2024	RECONCILED		<input checked="" type="checkbox"/>
26480	34981	Treasurer of State	3/14/2024	ACCOUNTS _PAYABLE	30.00	104416	Check	3/31/2024	RECONCILED		<input checked="" type="checkbox"/>
26495	14527	WILMINGTON COLLEGE	3/14/2024	ACCOUNTS _PAYABLE	160.00	104403	Check		OUTSTANDING		<input checked="" type="checkbox"/>
26476	5544	THYSSENKRUPP ELEVATOR CORP	3/14/2024	ACCOUNTS _PAYABLE	530.02	104397	Check	3/14/2024	RECONCILED		<input checked="" type="checkbox"/>
26478	12700	MILLER'S TEXTILE SERVICES	3/14/2024	ACCOUNTS _PAYABLE	126.03	104402	Check	3/31/2024	RECONCILED		<input checked="" type="checkbox"/>
26488	880191	FriendsOffice	3/14/2024	ACCOUNTS _PAYABLE	117.30	104421	Check	3/31/2024	RECONCILED		<input checked="" type="checkbox"/>
26487	1730	BSN SPORTS, LLC	3/14/2024	ACCOUNTS _PAYABLE	43.98	104395	Check	3/31/2024	RECONCILED		<input checked="" type="checkbox"/>
26503	30851	Flagway House	3/14/2024	ACCOUNTS _PAYABLE	264.50	104409	Check	3/31/2024	RECONCILED		<input checked="" type="checkbox"/>
26496	880179	Good Valley Water LLC	3/14/2024	ACCOUNTS _PAYABLE	188.00	104420	Check	3/31/2024	RECONCILED		<input checked="" type="checkbox"/>
26493	32977	Detty Family Barbecue & Grub	3/14/2024	ACCOUNTS _PAYABLE	280.00	104411	Check	3/31/2024	RECONCILED		<input checked="" type="checkbox"/>
26481	11950	SHOEMAKER'S HOME CENTER	3/14/2024	ACCOUNTS _PAYABLE	235.98	104401	Check	3/31/2024	RECONCILED		<input checked="" type="checkbox"/>
26484	30081	WALSWORTH PUBLISHING CO	3/14/2024	ACCOUNTS _PAYABLE	1,041.50	104408	Check	3/31/2024	RECONCILED		<input checked="" type="checkbox"/>
26499	34422	Champaign Co FFA	3/14/2024	ACCOUNTS _PAYABLE	80.00	104413	Check		OUTSTANDING		<input checked="" type="checkbox"/>
26491	34176	Great Lakes Biomedical LTD	3/14/2024	ACCOUNTS _PAYABLE	273.00	104412	Check	3/31/2024	RECONCILED		<input checked="" type="checkbox"/>
26489	34920	Ohio Valley Medical Center	3/14/2024	ACCOUNTS _PAYABLE	4,500.00	104415	Check	3/31/2024	RECONCILED		<input checked="" type="checkbox"/>
26482	36683	Cintas Corp	3/14/2024	ACCOUNTS _PAYABLE	375.37	104419	Check	3/31/2024	RECONCILED		<input checked="" type="checkbox"/>
26502	35084	Storts Sanitation Service LLC	3/14/2024	ACCOUNTS _PAYABLE	251.00	104418	Check	3/31/2024	RECONCILED		<input checked="" type="checkbox"/>
26504	900042	SECURITY NATIONAL BANK	3/14/2024	ACCOUNTS _PAYABLE	1,153.14	9819231	Electronic	3/14/2024	RECONCILED		<input type="checkbox"/>
26492	14956	COMPTON POWER EQUIP.	3/14/2024	ACCOUNTS _PAYABLE	152.94	104405	Check	3/31/2024	RECONCILED		<input checked="" type="checkbox"/>
26500	14933	MIAMI TRACE FFA	3/14/2024	ACCOUNTS _PAYABLE	90.00	104404	Check	3/31/2024	RECONCILED		<input checked="" type="checkbox"/>
26498	20165	MARYSVILLE FFA	3/14/2024	ACCOUNTS _PAYABLE	30.00	104406	Check		OUTSTANDING		<input checked="" type="checkbox"/>
26494	34521	Griffin Sports	3/14/2024	ACCOUNTS _PAYABLE	1,240.00	104414	Check	3/31/2024	RECONCILED		<input checked="" type="checkbox"/>
26477	34985	A1 Able Pest Doctors	3/14/2024	ACCOUNTS _PAYABLE	55.00	104417	Check	3/31/2024	RECONCILED		<input checked="" type="checkbox"/>

SOUTHEASTERN LOCAL SCHOOL

Disbursement Report

Reference #	Vendor #	Primary Name	Date	Type	Amount	Check #	Check Type	Reconcile Date	Status	Void Date	Printed
26490	7650	H. W. MANN & SONS	3/14/2024	ACCOUNTS_PAYABLE	\$ 390.00	104398	Check	3/31/2024	RECONCILED		<input checked="" type="checkbox"/>
26501	10152	OHIO FFA ASSOCIATION	3/14/2024	ACCOUNTS_PAYABLE	190.00	104400	Check	3/31/2024	RECONCILED		<input checked="" type="checkbox"/>
26479	882061	Dzalt Enterprises LLC	3/14/2024	ACCOUNTS_PAYABLE	136.00	104422	Check	3/31/2024	RECONCILED		<input checked="" type="checkbox"/>
26485	32461	Strategic Management Solutions	3/14/2024	ACCOUNTS_PAYABLE	1,204.47	104410	Check		OUTSTANDING		<input checked="" type="checkbox"/>
26505	14953	SPRINGFIELD FAMILY YMCA	3/18/2024	ACCOUNTS_PAYABLE	315.00	104423	Check	3/31/2024	RECONCILED		<input checked="" type="checkbox"/>
26526	900001	RETIREMENT STRS	3/20/2024	ACCOUNTS_PAYABLE	65,702.66	9819232	Electronic	3/20/2024	RECONCILED		<input type="checkbox"/>
26530	900052	EPC-Self-Funded Medical Plan	3/20/2024	ACCOUNTS_PAYABLE	109,511.37	9819236	Electronic	3/20/2024	RECONCILED		<input type="checkbox"/>
26521	2300	CLARK COUNTY EDUCATIONAL	3/20/2024	ACCOUNTS_PAYABLE	4,233.85	104425	Check	3/20/2024	RECONCILED		<input checked="" type="checkbox"/>
26506	2199	STARR TROPHY AND AWARDS	3/20/2024	ACCOUNTS_PAYABLE	116.00	104424	Check	3/31/2024	RECONCILED		<input checked="" type="checkbox"/>
26511	5223	W. R. HACKETT INC.,	3/20/2024	ACCOUNTS_PAYABLE	1,606.25	104426	Check	3/31/2024	RECONCILED		<input checked="" type="checkbox"/>
26518	31285	TOM MESCHER	3/20/2024	ACCOUNTS_PAYABLE	23.80	104430	Check	3/31/2024	RECONCILED		<input checked="" type="checkbox"/>
26508	32183	AES Ohio	3/20/2024	ACCOUNTS_PAYABLE	406.75	104431	Check	3/31/2024	RECONCILED		<input checked="" type="checkbox"/>
26517	34825	American Fidelity Administrative	3/20/2024	ACCOUNTS_PAYABLE	261.08	104436	Check	3/20/2024	RECONCILED		<input checked="" type="checkbox"/>
26513	34985	A1 Able Pest Doctors	3/20/2024	ACCOUNTS_PAYABLE	55.00	104437	Check	3/31/2024	RECONCILED		<input checked="" type="checkbox"/>
26509	36570	Pearl Valley Cheese Inc	3/20/2024	ACCOUNTS_PAYABLE	1,791.80	104440	Check	3/31/2024	RECONCILED		<input checked="" type="checkbox"/>
26507	10970	Dean Foods	3/20/2024	ACCOUNTS_PAYABLE	792.78	104427	Check	3/20/2024	RECONCILED		<input checked="" type="checkbox"/>
26524	12965	TECUMSEH HIGH SCHOOL	3/20/2024	ACCOUNTS_PAYABLE	250.00	104428	Check	3/31/2024	RECONCILED		<input checked="" type="checkbox"/>
26532	900014	FOUNDATION	3/20/2024	ACCOUNTS_PAYABLE	19,042.81	9819235	Electronic	3/20/2024	RECONCILED		<input type="checkbox"/>
26510	36469	Michael Rivera	3/20/2024	ACCOUNTS_PAYABLE	166.17	104439	Check	3/31/2024	RECONCILED		<input checked="" type="checkbox"/>
26527	900055	Sun Life Assurance	3/20/2024	ACCOUNTS_PAYABLE	513.45	9819238	Electronic	3/20/2024	RECONCILED		<input type="checkbox"/>
26514	33837	Florida Fruit Association, Inc	3/20/2024	ACCOUNTS_PAYABLE	2,044.00	104434	Check	3/31/2024	RECONCILED		<input checked="" type="checkbox"/>
26529	900054	EPC-Dental/Vision Benefit Plan	3/20/2024	ACCOUNTS_PAYABLE	6,374.76	9819237	Electronic	3/20/2024	RECONCILED		<input type="checkbox"/>
26515	34144	B2B Computer Products LLC	3/20/2024	ACCOUNTS_PAYABLE	350.02	104435	Check	3/31/2024	RECONCILED		<input checked="" type="checkbox"/>
26525			3/20/2024	PAYROLL	298,737.21	0	Electronic		OUTSTANDING		<input type="checkbox"/>

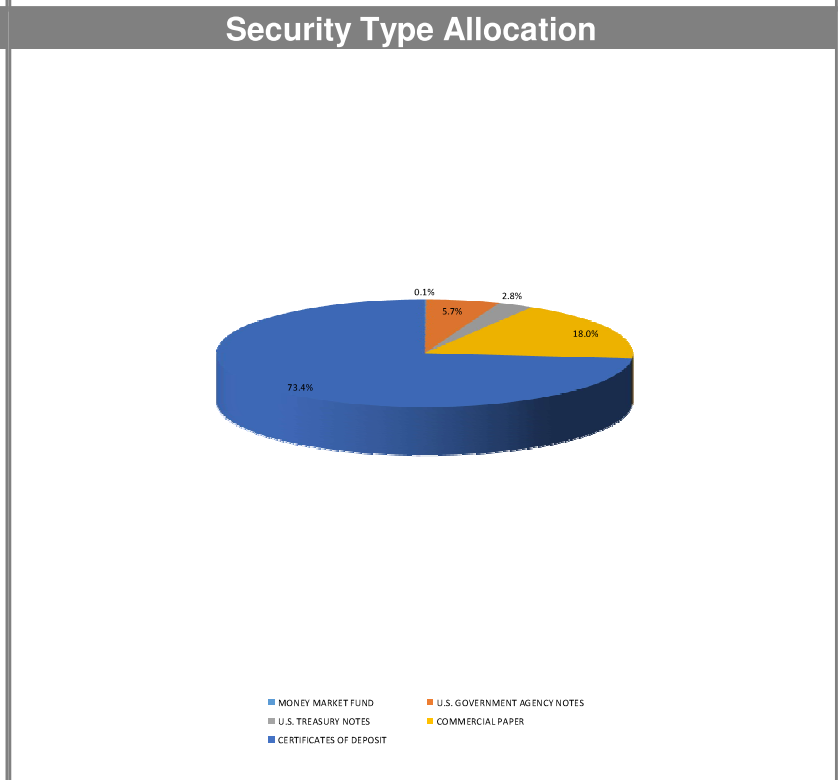
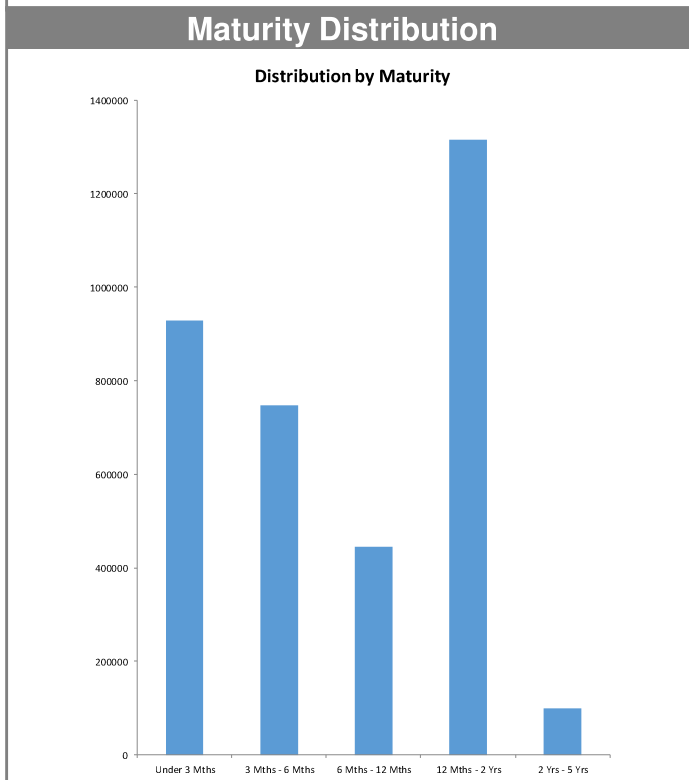
SOUTHEASTERN LOCAL SCHOOL

Disbursement Report

Reference #	Vendor #	Primary Name	Date	Type	Amount	Check #	Check Type	Reconcile Date	Status	Void Date	Printed
26512	14629	GORDON FOOD SERVICE	3/20/2024	ACCOUNTS_PAYABLE	\$ 4,776.05	104429	Check	3/31/2024	RECONCILED		<input checked="" type="checkbox"/>
26522	35047	Stoller Fundraising	3/20/2024	ACCOUNTS_PAYABLE	869.60	104438	Check	3/31/2024	RECONCILED		<input checked="" type="checkbox"/>
26523	33665	Joshua Murray	3/20/2024	ACCOUNTS_PAYABLE	33.84	104433	Check	3/31/2024	RECONCILED		<input checked="" type="checkbox"/>
26516	36666	Garber Electrical Contractors Inc	3/20/2024	ACCOUNTS_PAYABLE	9,379.60	104441	Check	3/31/2024	RECONCILED		<input checked="" type="checkbox"/>
26519	880190	Pitney Bowes Inc	3/20/2024	ACCOUNTS_PAYABLE	182.58	104442	Check	3/31/2024	RECONCILED		<input checked="" type="checkbox"/>
26520	33016	Gem City Tire	3/20/2024	ACCOUNTS_PAYABLE	2,631.50	104432	Check	3/31/2024	RECONCILED		<input checked="" type="checkbox"/>
26531	900002	RETIREMENT SERS	3/20/2024	ACCOUNTS_PAYABLE	17,567.06	9819233	Electronic	3/20/2024	RECONCILED		<input type="checkbox"/>
26528	900005	PAYROLL	3/20/2024	ACCOUNTS_PAYABLE	7,877.77	9819234	Electronic	3/20/2024	RECONCILED		<input type="checkbox"/>
26533			3/25/2024	PAYROLL	1,810.03	0	Electronic		OUTSTANDING		<input type="checkbox"/>
26534	900042	SECURITY NATIONAL BANK	3/31/2024	ACCOUNTS_PAYABLE	64.34	9819240	Electronic	3/31/2024	RECONCILED		<input type="checkbox"/>
26537	900005	PAYROLL	3/31/2024	ACCOUNTS_PAYABLE	23.76	9819242	Electronic	3/31/2024	RECONCILED		<input type="checkbox"/>
26535	900022	AUDITOR CLARK COUNTY	3/31/2024	ACCOUNTS_PAYABLE	42,176.76	9819239	Electronic	3/31/2024	RECONCILED		<input type="checkbox"/>
Grand Total					\$ 907,697.99						

Monthly Investment Summary
Southeastern Local Schools
US Bank Custodian Acct Ending x70998
 March 31, 2024

Monthly Cash Flow Activity		Market Value Summary				
From 02-29-24 through 03-31-24						
Beginning Book Value	3,753,402.47	Security Type	Market Value	Pct. Assets	Avg Yield at Cost	Wght Avg Mat
Contributions	0.00	Money Market Fund				
Withdrawals	-250,000.00	MONEY MARKET FUND	4,359.12	0.1	5.18	0.00
Prior Month Management Fees	-472.14	Fixed Income				
Realized Gains/Losses	0.00	U.S. GOVERNMENT AGENCY NOTES	199,929.67	5.6	4.78	1.72
Gross Interest Earnings	29,715.26	U.S. TREASURY NOTES	97,938.48	2.8	3.38	0.89
Ending Book Value	3,532,645.59	Accrued Interest	1,801.63	0.1		
		Commercial Paper				
		COMMERCIAL PAPER	634,011.81	17.9	5.64	0.30
		Certificate of Deposit				
		CERTIFICATES OF DEPOSIT	2,587,085.43	73.1	3.57	0.72
		Accrued Interest	14,000.81	0.4		
		TOTAL PORTFOLIO	3,539,126.94	100.0	4.01	0.71



Disclosures:

RedTree's internal accounting system is used as the source of the market value of this account. Although obtained from a source believed to be reliable, we cannot guarantee its accuracy. You should review all account statements provided by the custodian and compare with the statements provided by RedTree.

Portfolio Holdings Report
Southeastern Local Schools
US Bank Custodian Acct Ending x70998
 March 31, 2024

Quantity	Cusip	Security Description	Moody's	S&P	Cost Basis	Market Value	Yield at Cost	Wtd Maturity	Purchase Date
U.S. GOVERNMENT AGENCY NOTES									
100,000	3130AV5N8	Federal Home Ln Bank 5.000% Due 12-13-24	Aaa	AA+	99,922.00	99,929.67	5.05	0.67	02-28-23
100,000	3133EP6K6	Federal Farm Credit Bank 4.500% Due 03-26-27	Aaa	AA+	99,989.40	100,000.00	4.50	2.77	03-26-24
		Accrued Interest				1,562.50			
					199,911.40	201,492.17	4.78	1.72	
U.S. TREASURY NOTES									
100,000	9128283Z1	US Treasury Note 2.750% Due 02-28-25	Aaa	AA+	98,507.80	97,938.48	3.38	0.89	08-31-22
		Accrued Interest				239.13			
					98,507.80	98,177.61	3.38	0.89	
CERTIFICATES OF DEPOSIT									
249,000	90348JJQ4	UBS Bank USA, UT 2.900% Due 04-03-24			248,875.50	248,882.63	2.93	0.01	04-03-19
246,000	38149MAZ6	Goldman Sachs Bank USA, NY 2.700% Due 06-05-24			245,877.00	244,723.57	2.71	0.18	06-10-19
100,000	254673J72	Discover Bank, DE 3.100% Due 06-28-24			99,900.00	99,405.70	3.15	0.24	06-28-22
247,000	14042TBQ9	Capital One Bank USA, Glen Allen, VA 2.250% Due 08-07-24			246,506.00	244,238.36	2.29	0.34	08-07-19
247,000	14042RMW8	Capital One, NA, Mclean, VA 2.100% Due 08-14-24			246,629.50	243,962.41	2.13	0.36	08-16-19
100,000	15987UAV0	Charles Schwab Bank, TX 5.400% Due 09-23-24			99,925.00	99,898.72	5.45	0.47	03-17-23
100,000	20786AET8	ConnectOne Bank, NJ 4.800% Due 11-15-24			99,900.00	99,712.65	4.90	0.60	11-15-22
150,000	05580AM84	BMW Bank of North America, UT 2.700% Due 04-22-25			149,775.00	146,317.23	2.75	1.01	04-22-22
248,000	856285TF8	State Bank of India, NY 1.600% Due 04-29-25			247,132.00	238,985.18	1.67	1.04	04-29-20
100,000	307811FJ3	Farmers & Merchants Bank, WI 4.700% Due 05-19-25			99,900.00	99,603.80	4.79	1.08	11-17-22
244,000	61768EUU5	Morgan Stanley Private Bank, NY 4.900% Due 06-09-25			243,756.00	243,574.07	4.95	1.13	06-07-23
100,000	02357QBY2	Amerant Bank NA, FL 5.000% Due 06-16-25			99,950.00	99,953.57	5.08	1.15	06-16-23
248,000	29367SKM5	Enterprise Bank & Trust, MO 5.000% Due 06-20-25			247,752.00	247,892.02	5.11	1.16	06-20-23
130,000	138138AB8	Canton Co-Op Bank, MA 5.000% Due 07-21-25			129,870.00	129,974.52	5.11	1.24	07-21-23
100,000	552249CH5	Lyons National Bank, NY 4.850% Due 03-16-26			99,875.00	99,961.02	4.89	1.85	03-15-23
		Accrued Interest				14,000.81			
					2,605,623.00	2,601,086.24	3.57	0.72	
COMMERCIAL PAPER									
150,000	89233GE36	Toyota Motor Credit 0.000% Due 05-03-24	P-1	A-1+	143,770.00	149,203.20	5.84	0.09	08-10-23
185,000	06369LFL4	Bank of Montreal 0.000% Due 06-20-24	P-1	A-1	182,640.02	182,695.64	5.41	0.22	03-26-24
160,000	06054NGF2	Bank of America 0.000% Due 07-15-24		A-1	153,261.33	157,393.12	5.95	0.29	10-23-23

Disclosures:

RedTree's internal accounting system is used as the source of the market value of this account. Although obtained from a source believed to be reliable, we cannot guarantee its accuracy. You should review all account statements provided by the custodian and compare with the statements provided by RedTree.



Portfolio Holdings Report
Southeastern Local Schools
US Bank Custodian Acct Ending x70998
 March 31, 2024

Quantity	Cusip	Security Description	Moody's	S&P	Cost Basis	Market Value	Yield at Cost	Wtd Maturity	Purchase Date
150,000	63873JLS7	Natixis NY 0.000% Due 11-26-24	P-1	A-1	144,572.92	144,719.85	5.41	0.64	03-21-24
					624,244.27	634,011.81	5.64	0.30	
MONEY MARKET FUND									
	USBMMF	First American Treasury Obligations Fund			4,359.12	4,359.12	5.18		
TOTAL PORTFOLIO					3,532,645.59	3,539,126.94	4.01	0.71	

Disclosures:

RedTree's internal accounting system is used as the source of the market value of this account. Although obtained from a source believed to be reliable, we cannot guarantee its accuracy. You should review all account statements provided by the custodian and compare with the statements provided by RedTree.

Questions? Call 888.596.2293 or email info@redtreeinv.com