

SOUTHEASTERN LOCAL SCHOOL DISTRICT

FINANCIAL REPORT

08/31/2020



Southeastern Local Schools
Clark County, Ohio

General Fund Financial History/Projection

8/31/2020

Percent of Fiscal Year Complete

16.67%

	2020-21 Projection	2020-21 FYTD Actual	FYTD %
REVENUE			
General Property (Real Estate)	\$2,603,165.49	\$1,103,734.90	42.40%
Tangible Personal Property	\$371,098.32	\$216,338.76	58.30%
Income Tax	\$1,031,690.63	\$288,114.41	27.93%
Unrestricted Grants-in-Aid	\$3,895,384.54	\$655,713.10	16.83%
Restricted Grants-in-Aid	\$50,883.07	\$8,480.44	16.67%
Restricted Grants-in-Aid - SFSF	\$0.00	\$0.00	#DIV/0!
Property Tax Allocation	\$479,618.03	\$7,457.05	1.55%
All Other Operating Revenue	\$846,223.05	\$106,251.17	12.56%
TOTAL	\$9,278,063.13	\$2,386,089.83	25.72%
EXPENDITURES			
Salaries & Wages	\$5,799,751.28	\$939,014.32	16.19%
Benefits	\$2,107,175.58	\$358,613.99	17.02%
Services	\$1,748,313.00	\$208,994.76	11.95%
Supplies	\$216,956.08	\$31,809.37	14.66%
Equipment	\$54,689.34	\$725.09	1.33%
Debt	\$0.00	\$0.00	#DIV/0!
Other	\$181,557.46	\$39,029.63	21.50%
TOTAL	\$10,108,442.74	\$1,578,187.16	15.61%
SURPLUS/(DEFICIT)	(\$830,379.61)	\$807,902.67	

**HISTORICAL COMPARISON BY OBJECT
SOUTHEASTERN LOCAL SCHOOLS**

	FY 18 7/17-08/17	FY 19 7/18-08/18	% of Change	FY 20 07/19-08/19	% of Change	FY 21 08/20-06/21	% of Change
REVENUE							
General Property (Real Estate)	\$1,104,850	\$1,166,715	5.60%	\$1,069,106	-8.37%	\$1,103,735	3.24%
Tangible Personal Property	119,742	125,649	4.93%	152,744	21.56%	216,339	41.63%
Income Tax	342,461	373,579	9.09%	378,862	1.41%	288,114	-23.95%
Unrestricted Grants-in-Aid	687,605	703,944	2.38%	692,041	-1.69%	655,713	-5.25%
Restricted Grants-in-Aid	10,545	11,029	4.59%	8,481	-23.10%	8,480	-0.01%
Restricted Grants-in-Aid - SFSP	0	0	-	0	-	0	-
Property Tax Allocation	0	7,446	-	7,268	-2.39%	7,457	2.60%
All Other Operating Revenue	135,971	115,842	-14.80%	146,640	26.59%	106,251	-27.54%
TOTAL REVENUE	\$2,401,174	\$2,504,204	4.29%	\$2,455,142	-1.96%	\$2,386,090	-2.81%
EXPENDITURES							
Salaries & Wages	785,182	847,723	7.97%	893,346	5.38%	939,014	5.11%
Benefits	276,123	300,804	8.94%	305,326	1.50%	358,614	17.45%
Services	178,144	181,288	1.76%	178,962	-1.28%	208,995	16.78%
Supplies	137,970	66,091	-52.10%	57,199	-13.45%	31,809	-44.39%
Equipment	21,829	57,227	162.16%	10,857	-81.03%	725	-93.32%
Debt	0	0	-	0	-	0	-
Other	37,829	52,101	37.73%	44,117	-15.32%	39,030	-11.53%
TOTAL EXPENDITURES	\$1,437,077	\$1,505,234	4.74%	\$1,489,807	-1.02%	\$1,578,187	5.93%
SURPLUS/DEFICIT	964,097	998,970	3.62%	965,335	-3.37%	807,903	-16.31%
OTHER SOURCES/USES							
Advances/Transfers In	388,797	399,536	2.76%	49,616	-87.58%	241,548	386.83%
Advances/Transfers Out	0	0	-	0	-	0	-
All Other Financing Sources	24,756	0	-100.00%	0	-	9,493	-
Debt Service				0	-	0	-
NET SOURCES/USES	413,553	399,536	-3.39%	49,616	-87.58%	0	-100.00%
BEGINNING CASH	\$6,701,477	\$6,792,753	10.05%	\$6,224,993	1.69%	\$5,874,470	1.36%
ENDING CASH	\$8,079,127	\$8,191,259	11.79%	\$7,239,944	0.80%	\$6,196,201	1.39%
ENCUMBRANCES	\$411,645	\$614,659	56.24%	\$475,368	-57.27%	\$656,134	49.32%
UNENCUMBERED CASH	\$7,667,482	\$7,576,600	7.61%	\$6,764,576	8.73%	\$6,026,239	-1.19%
% of Salaries to Revenue	32.70%	33.85%		36.39%		39.35%	
% of Benefits to Revenue	11.50%	12.01%		12.44%		15.03%	
Total to Revenue	44.20%	45.86%		48.82%		54.38%	
Days of Operating Cash	330.80	312.08		281.52		232.93	

**MONTHLY BUDGET VARIANCE
SOUTHEASTERN LOCAL SCHOOLS**

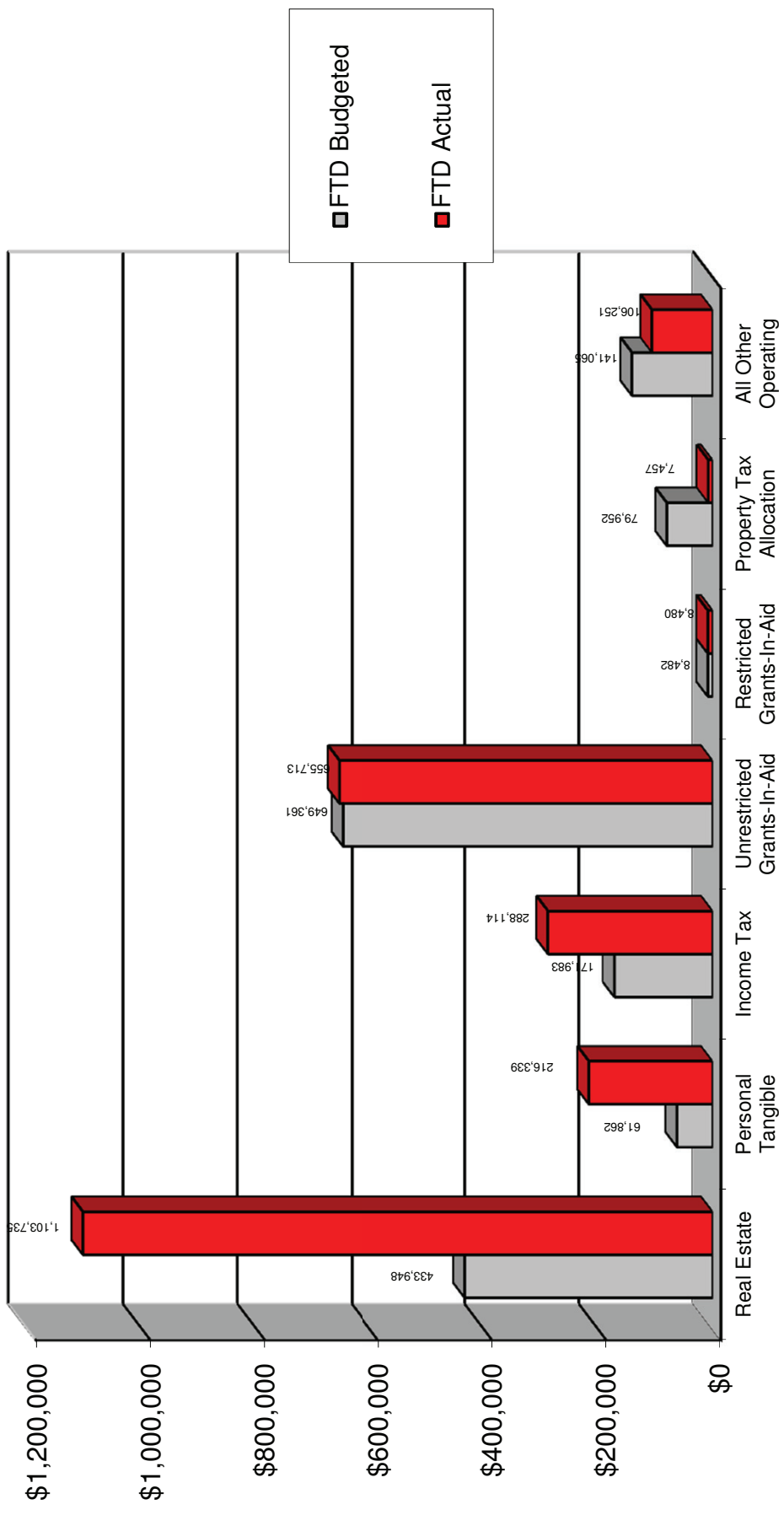
	FTD Budgeted	FTD Actual	Variance	Percentage Variance	MTD Budgeted	MTD Actual	Variance	Percentage Variance
REVENUE								
General Property (Real Estate)	\$433,948	\$1,103,735	\$669,787	154.35%	\$0	\$573,135	\$573,135	-
Tangible Personal Property	61,862	216,339	154,477	249.71%	\$30,925	216,339	185,414	599.56%
Income Tax	171,983	288,114	116,132	67.53%	\$85,974	0	(85,974)	-100.00%
Unrestricted Grants-In-Aid	649,361	655,713	6,352	0.98%	\$324,615	334,604	9,989	3.08%
Restricted Grants-In-Aid	8,482	8,480	(2)	-0.02%	\$4,240	4,240	(0)	0.00%
Restricted Grants-In-Aid - SFSF	0	0	0	-	\$0	0	0	-
Property Tax Allocation	79,952	7,457	(72,495)	-90.67%	\$39,968	7,457	(32,511)	-81.34%
All Other Operating Revenue	141,065	106,251	(34,814)	-24.68%	70,519	50,944	(19,574)	-27.76%
TOTAL REVENUE	\$1,546,653	\$2,386,090	\$839,437	54.27%	\$556,241	\$1,186,719	\$630,478	113.35%
EXPENDITURES								
Salaries & Wages	\$966,819	\$939,014	\$27,804	-2.88%	\$483,313	\$480,948	\$2,364	-0.49%
Benefits	\$351,266	\$358,614	(7,348)	2.09%	175,598	\$193,041	(17,443)	9.93%
Services	\$291,444	\$208,995	82,449	-28.29%	145,693	\$114,967	\$30,726	-21.09%
Supplies	\$36,167	\$31,809	4,357	-12.05%	18,080	\$29,046	(10,966)	60.66%
Equipment	\$9,117	\$725	8,392	-92.05%	4,557	\$41	\$4,516	-99.10%
Debt	\$0	\$0	0	-	0	\$0	0	-
Other	\$30,266	\$39,030	(8,764)	28.96%	15,130	\$22,693	(7,563)	49.99%
TOTAL EXPENSES	\$1,685,077	\$1,578,187	\$106,890	-6.34%	\$842,370	\$840,736	\$1,634	-0.19%
SURPLUS/DEFICIT	(\$138,424)	\$807,903	\$946,327	-683.64%	(\$286,129)	\$345,983	\$632,112	-220.92%
OTHER USES/SOURCES								
Transfers/Advances In	49,616	241,548	191,932	-	0	241,548	241,548	-
Transfers/Advances Out	0	0	0	-	0	0	0	-
All Other Financing Sources/(Uses)	0	9,493	9,493	-	664	9,493	\$16,554	-
NET SOURCES/USES	49,616	251,041	201,425	-	664	251,041	258,102	-

Southeastern Local Schools
Explanation of Checks Over \$5,000

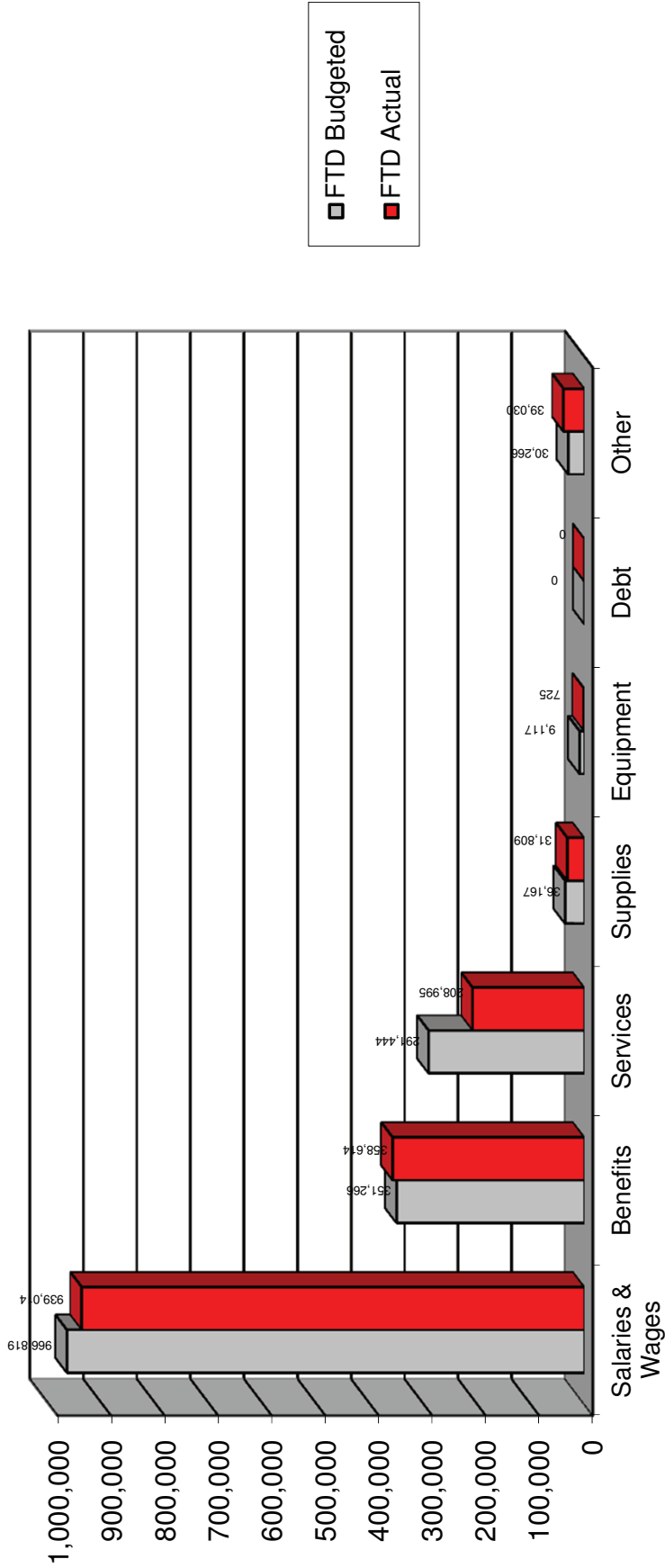
08/01/2020-08/31/2020

Check #	Vendor Name	Amount	Explanation
99792	Kapp Construction	\$87,787.11	Draw #13
99800	MVECA	\$37,590.56	Student Services, Fiscal Support, EMIS Support
5835.60	Sterling Paper	\$5,835.60	Paper for school year
995740	Auditor Clark County	\$22,350.87	Real Estate Collection fees
997530	Foundation	\$46,421.24	County Board, Community Schools, Open Enrollment, ect
997531	Foundation	\$70,908.00	Board Share of Retirement
997533	Retirement SERS	\$16,232.61	Surcharge
997534	Payroll	\$12,102.53	Board Share of Pickup on Pickup, Medicare
997536	Retirement SERS	\$14,187.59	Annual Statement
997541	EPC-Self Funded Medical Plan	\$84,711.27	Board Share of Medical Insurance

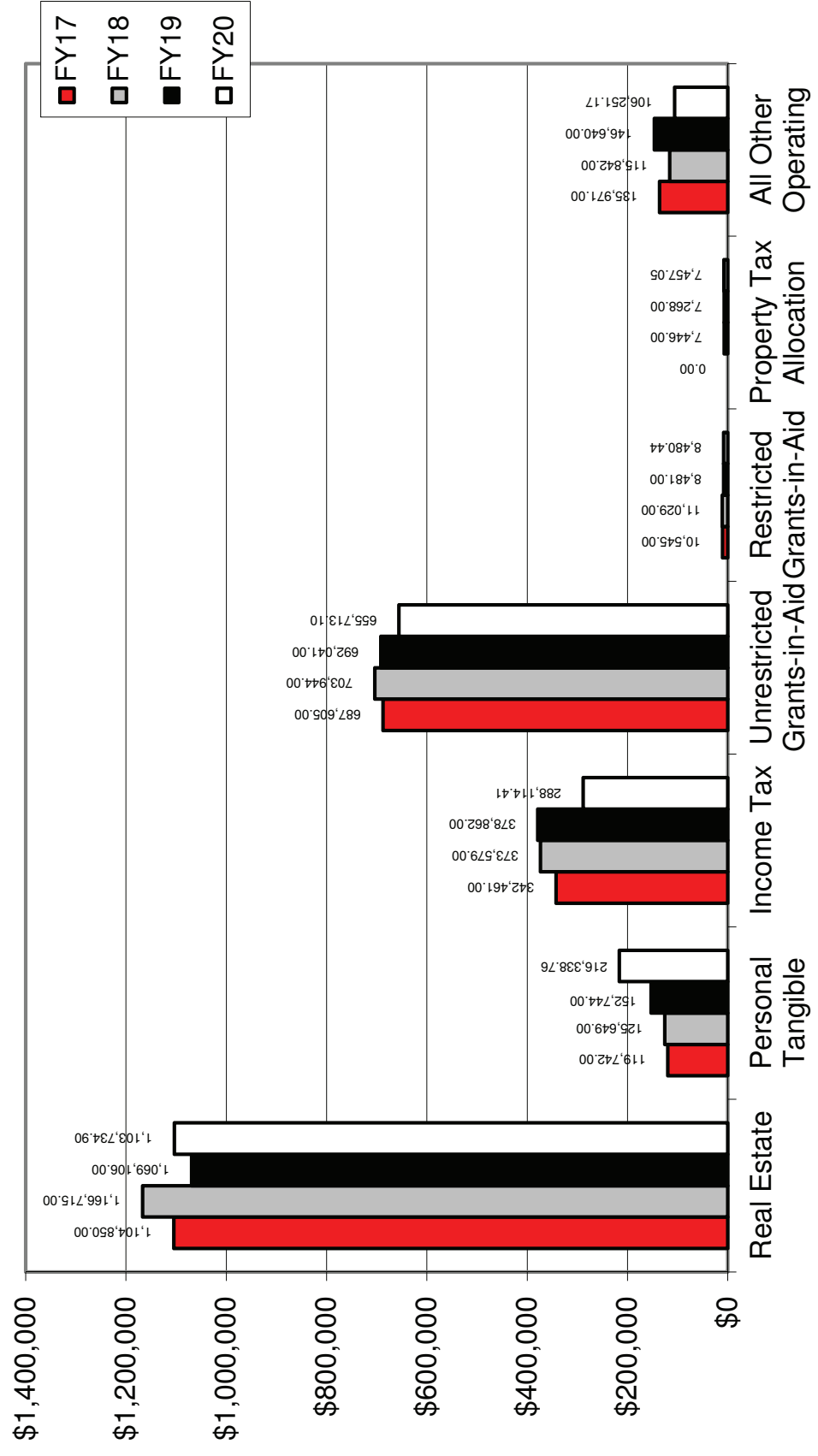
FTD BUDGETED vs. FTD ACTUAL



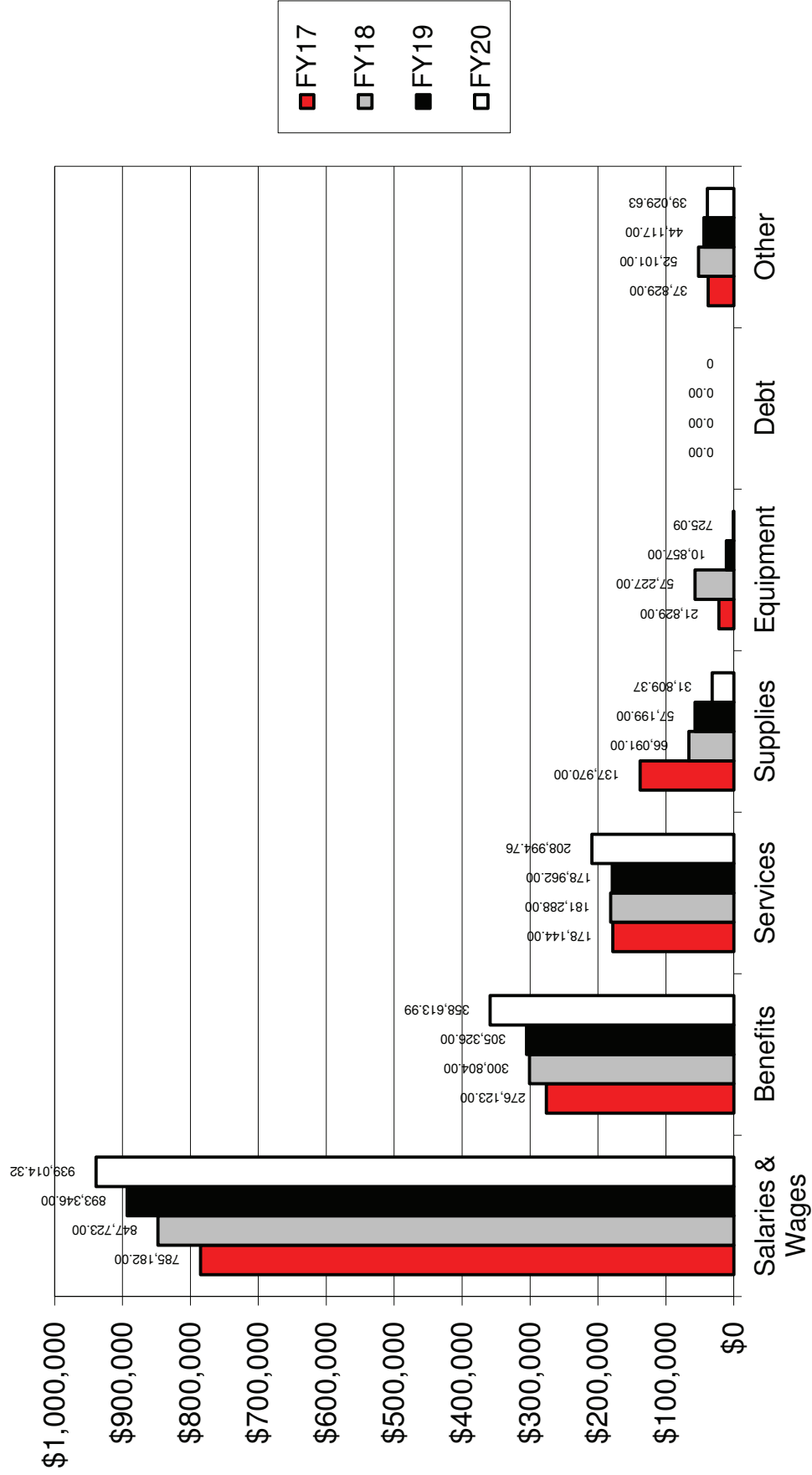
FTD BUDGETED vs. FTD ACTUAL



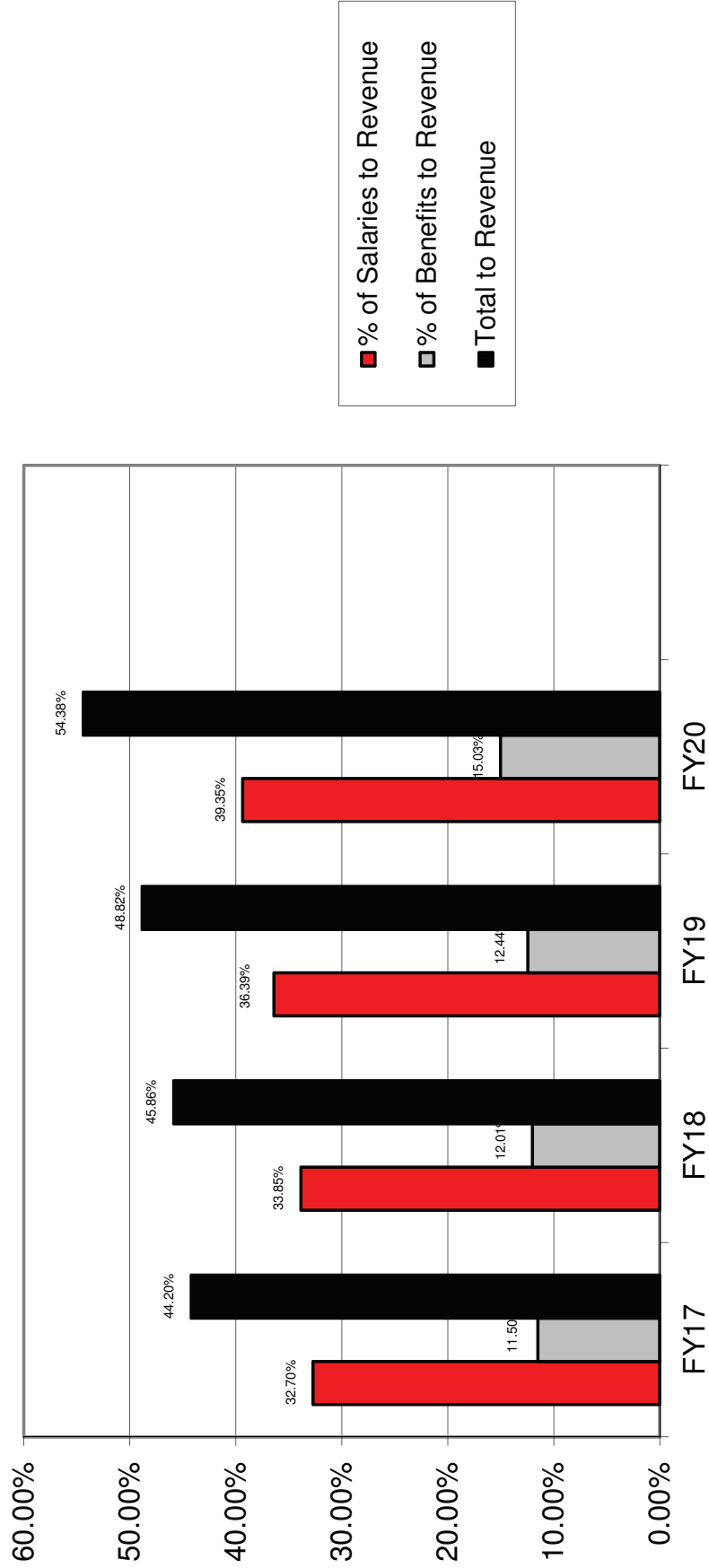
HISTORICAL REVENUE



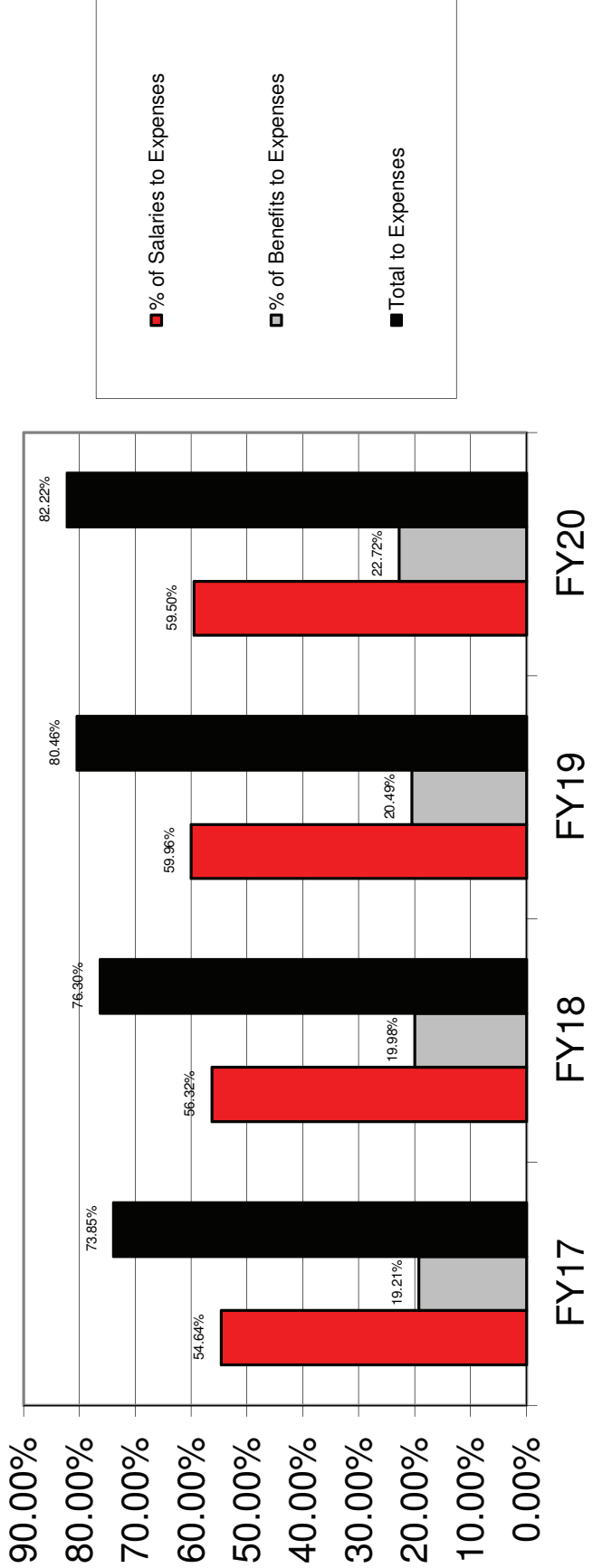
HISTORICAL EXPENDITURES



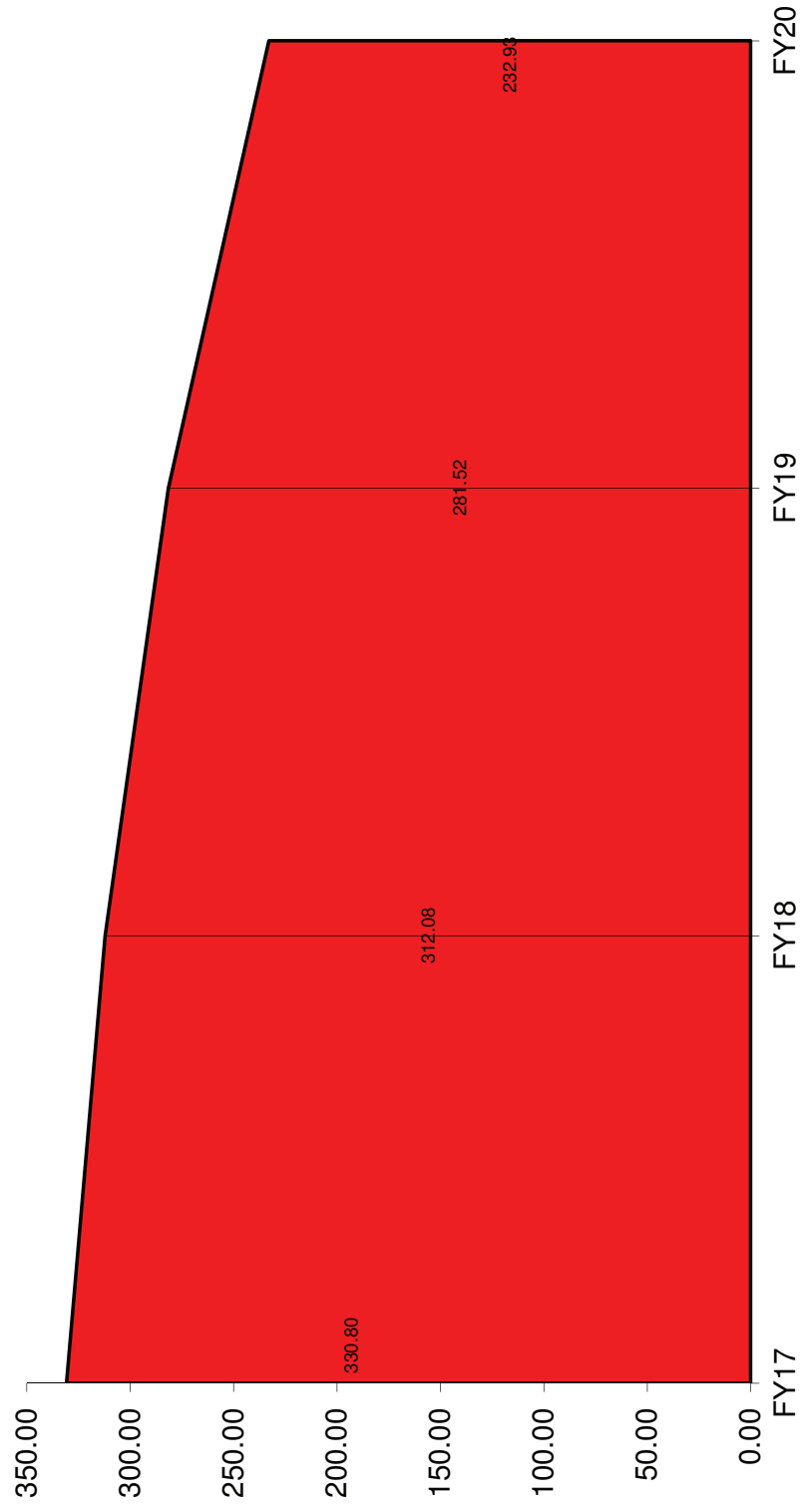
% OF SALARIES AND BENEFITS TO REVENUE



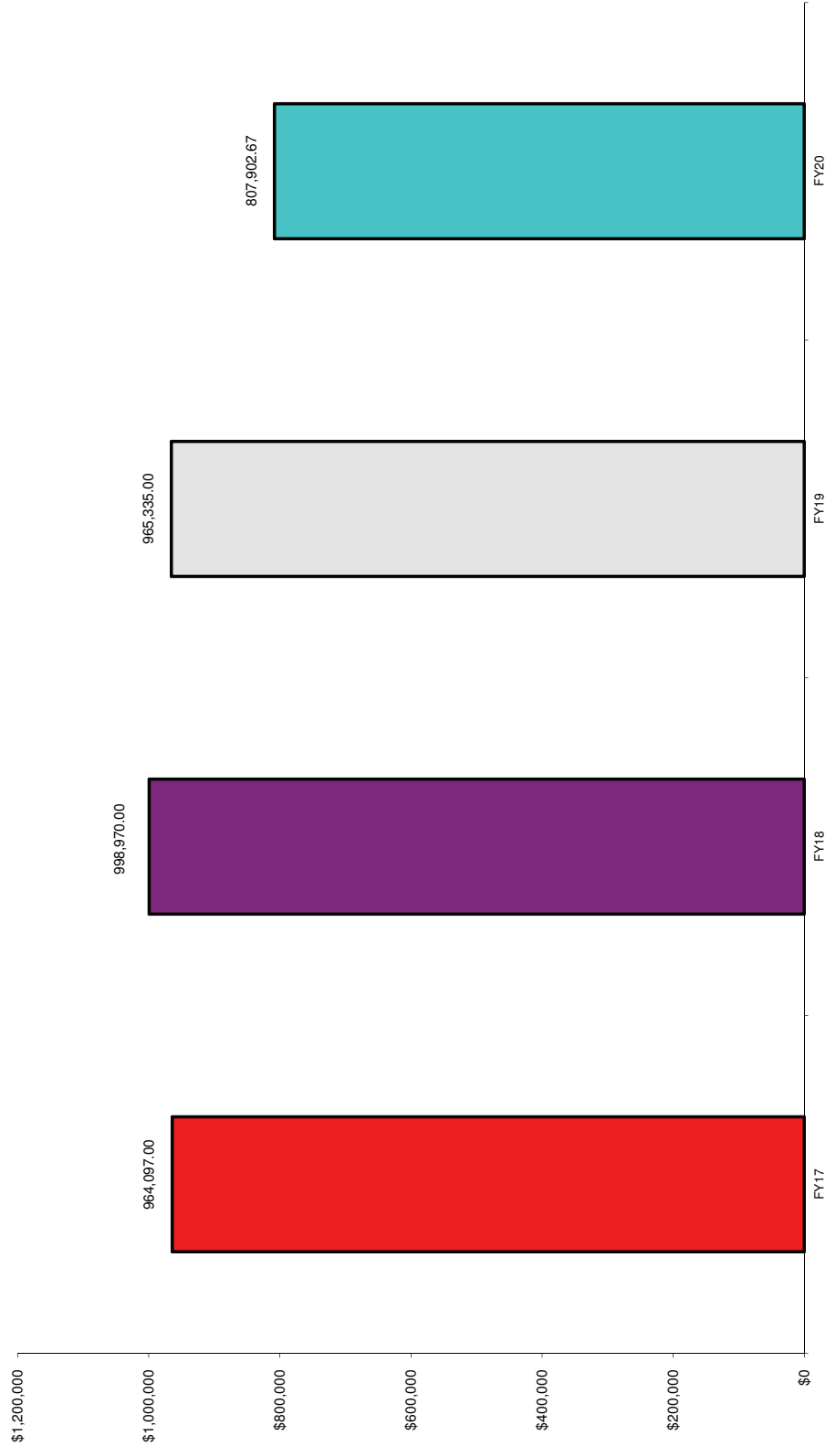
% OF SALARIES AND BENEFITS TO EXPENDITURES



Days of Operating Cash



SURPLUS/DEFICIT



Gross Depository Balances:

AP	\$50,664.43
ICS DDA	\$1,264,080.04
Point of Sales	\$836.50
ICS MMA	\$174.00
Red Tree	\$4,916,469.94
Payroll Interest	\$0.90

Total Depository Balances (Gross) \$6,232,225.81

Adjustments to Bank Balance:

Cash in Transit to Bank	(\$135.30)
Outstanding Checks	(\$36,187.95)
Adjustments:	
Movie Tickets	\$425.00
Adjustment	(\$126.41)

Total Adjustments to Bank Balance (\$36,024.66)

Investments:

Treasury Bonds and Notes	\$0.00
Certificate of Deposits	\$0.00
Other Securities	\$0.00
Other Investments:	

Total Investments \$0.00

Cash on Hand:

Petty Cash:	
Change Cash:	
Cash with Fiscal Agent	\$0.00

Total Cash on Hand \$0.00

Total Balances \$6,196,201.15

Total Fund Balance \$6,196,201.15

Depository Clearance Accounts:

Total Clearance Account Balances \$0.00

Treasurer

Start Date: 08/01/2020

End Date: 08/31/2020

SOUTHEASTERN LOCAL SCHOOL Disbursement Summary Report

Reference Number	Check Number	Type	Date	Name	Vendor #	Status	Reconcile Date	Void Date	Amount
21173	99789	ACCOUNTS_PAYA BLE	8/4/2020	Meal Magic Corporation	34114	RECONCILED	8/31/2020		\$ 1,785.00
21177	99790	ACCOUNTS_PAYA BLE	8/4/2020	Jacob Rosales	34805	RECONCILED	8/31/2020		60.00
21174	99791	ACCOUNTS_PAYA BLE	8/4/2020	Joseph Pugh	34966	RECONCILED	8/31/2020		60.00
21175	99792	ACCOUNTS_PAYA BLE	8/4/2020	Kapp Construction Inc.	880109	RECONCILED	8/31/2020		87,787.11
21176	99793	ACCOUNTS_PAYA BLE	8/4/2020	Robert Dunsmore	880208	OUTSTANDING			60.00
21172	99794	ACCOUNTS_PAYA BLE	8/4/2020	BC Technologies Company	880246	RECONCILED	8/31/2020		2,000.00
21178	99795	ACCOUNTS_PAYA BLE	8/5/2020	POSTMASTER	10600	RECONCILED	8/31/2020		558.91
21198	99796	ACCOUNTS_PAYA BLE	8/7/2020	CAROLINA BIO SUPPLY	1838	RECONCILED	8/31/2020		46.53
21189	99797	ACCOUNTS_PAYA BLE	8/7/2020	VECTREN ENERGY DELIVERY	3350	RECONCILED	8/31/2020		51.42
21180	99798	ACCOUNTS_PAYA BLE	8/7/2020	MACRAY CO INC.	7480	RECONCILED	8/31/2020		862.50
21184	99799	ACCOUNTS_PAYA BLE	8/7/2020	H. W. MANN & SONS	7650	RECONCILED	8/31/2020		100.00
21183	99800	ACCOUNTS_PAYA BLE	8/7/2020	MVECA	8305	RECONCILED	8/31/2020		37,590.56
21190	99801	ACCOUNTS_PAYA BLE	8/7/2020	NASCO	8682	RECONCILED	8/31/2020		89.28
21186	99802	ACCOUNTS_PAYA BLE	8/7/2020	SCHOOL SPECIALTY INC	11672	RECONCILED	8/31/2020		459.91
21196	99803	ACCOUNTS_PAYA BLE	8/7/2020	RENAISSANCE LEARNING, INC	20527	RECONCILED	8/31/2020		2,787.75
21193	99804	ACCOUNTS_PAYA BLE	8/7/2020	AMERICAN LEGION POST 176	31261	OUTSTANDING			74.94
21185	99805	ACCOUNTS_PAYA BLE	8/7/2020	DAYTON POWER AND LIGHT COMPANY	32183	RECONCILED	8/31/2020		1,385.97
21192	99806	ACCOUNTS_PAYA BLE	8/7/2020	Thomas Mescher	32549	RECONCILED	8/31/2020		200.00
21195	99807	ACCOUNTS_PAYA BLE	8/7/2020	Geyer Instructional Products	32872	RECONCILED	8/31/2020		36.64
21191	99808	ACCOUNTS_PAYA BLE	8/7/2020	BSN Sports	34171	RECONCILED	8/31/2020		3,850.00
21181	99809	ACCOUNTS_PAYA BLE	8/7/2020	Ward's Science	34622	RECONCILED	8/31/2020		43.12
21182	99810	ACCOUNTS_PAYA BLE	8/7/2020	School Specialty: Office	34639	RECONCILED	8/31/2020		411.17
21187	99811	ACCOUNTS_PAYA BLE	8/7/2020	KS StateBank	35201	RECONCILED	8/31/2020		296.05

SOUTHEASTERN LOCAL SCHOOL Disbursement Summary Report

Reference Number	Check Number	Type	Date	Name	Vendor #	Status	Reconcile Date	Void Date	Amount
21188	99812	BLE ACCOUNTS_PAYA	8/7/2020	McCutcheon Music LLC	880107	RECONCILED	8/31/2020		\$ 131.78
21194	99813	BLE ACCOUNTS_PAYA	8/7/2020	Good Valley Water LLC	880179	RECONCILED	8/31/2020		18.00
21197	99814	BLE ACCOUNTS_PAYA	8/7/2020	Citran Occupational Health LLC	1000003	RECONCILED	8/31/2020		122.00
21199	99816	BLE ACCOUNTS_PAYA	8/11/2020	The F.D. Lawrence Electric Company	1000000	RECONCILED	8/31/2020		4,035.73
21212	99817	BLE ACCOUNTS_PAYA	8/14/2020	MAINE'S COLLISION	13	RECONCILED	8/31/2020		1,306.00
21200	99818	BLE ACCOUNTS_PAYA	8/14/2020	VECTREN ENERGY DELIVERY	3350	RECONCILED	8/31/2020		262.09
21208	99819	BLE ACCOUNTS_PAYA	8/14/2020	DELANEY PLUMBING	3400	RECONCILED	8/31/2020		2,286.00
21217	99820	BLE ACCOUNTS_PAYA	8/14/2020	DAYTON CHRISTIAN FOLLETT LIBRARY	3522	OUTSTANDING			210.00
21206	99821	BLE ACCOUNTS_PAYA	8/14/2020	RESOURCES JANTON COMPANY	4489	RECONCILED	8/31/2020		104.52
21222	99822	BLE ACCOUNTS_PAYA	8/14/2020	Geer Gas Corporation	6405	RECONCILED	8/31/2020		61.53
21213	99823	BLE ACCOUNTS_PAYA	8/14/2020	OHIO DEPARTMENT OF JOB AND PIONEER PAINT	10097	RECONCILED	8/31/2020		20.46
21210	99824	BLE ACCOUNTS_PAYA	8/14/2020	OHIO DEPARTMENT OF JOB AND PIONEER PAINT	10250	RECONCILED	8/31/2020		223.41
21207	99825	BLE ACCOUNTS_PAYA	8/14/2020	OHIO DEPARTMENT OF JOB AND PIONEER PAINT	10520	RECONCILED	8/31/2020		1,260.00
21202	99826	BLE ACCOUNTS_PAYA	8/14/2020	STANTON SHEET MUSIC	12750	RECONCILED	8/31/2020		796.28
21218	99827	BLE ACCOUNTS_PAYA	8/14/2020	FLINN SCIENTIFIC INC. Flagway House	30525	RECONCILED	8/31/2020		139.95
21226	99828	BLE ACCOUNTS_PAYA	8/14/2020	NEOLA, Inc.	30851	RECONCILED	8/31/2020		183.01
21203	99829	BLE ACCOUNTS_PAYA	8/14/2020	NEOLA, Inc.	32628	RECONCILED	8/31/2020		650.00
21225	99830	BLE ACCOUNTS_PAYA	8/14/2020	Farmers Equipment Inc	32925	RECONCILED	8/31/2020		1,225.39
21215	99831	BLE ACCOUNTS_PAYA	8/14/2020	Clay Ewell Educational Service	33967	RECONCILED	8/31/2020		325.00
21201	99832	BLE ACCOUNTS_PAYA	8/14/2020	CES	33985	RECONCILED	8/31/2020		53.10
21216	99833	BLE ACCOUNTS_PAYA	8/14/2020	Truck Place	34011	RECONCILED	8/31/2020		1,060.56

SOUTHEASTERN LOCAL SCHOOL Disbursement Summary Report

Reference Number	Check Number	Type	Date	Name	Vendor #	Status	Reconcile Date	Void Date	Amount
21224	99834	ACCOUNTS_PAYA BLE	8/14/2020	ITsavvy	34144	RECONCILED	8/31/2020		\$ 61.09
21221	99835	ACCOUNTS_PAYA BLE	8/14/2020	Apple Inc	34275	RECONCILED	8/31/2020		899.00
21219	99836	ACCOUNTS_PAYA BLE	8/14/2020	Carr Supply Springfield	34750	RECONCILED	8/31/2020		9.67
21204	99837	ACCOUNTS_PAYA BLE	8/14/2020	AI Able Pest Doctors	34985	RECONCILED	8/31/2020		110.00
21228	99838	ACCOUNTS_PAYA BLE	8/14/2020	Bakers Locksmithing Services	35024	RECONCILED	8/31/2020		110.00
21227	99839	ACCOUNTS_PAYA BLE	8/14/2020	Turf Nerd Lawn Care	35111	RECONCILED	8/31/2020		507.00
21211	99840	ACCOUNTS_PAYA BLE	8/14/2020	Pitney Bowes Inc	880190	RECONCILED	8/31/2020		162.60
21214	99841	ACCOUNTS_PAYA BLE	8/14/2020	eFax Corporate	880217	RECONCILED	8/31/2020		84.95
21209	99842	ACCOUNTS_PAYA BLE	8/14/2020	Howies Athletic Tape	880249	RECONCILED	8/31/2020		627.55
21223	99843	ACCOUNTS_PAYA BLE	8/14/2020	OAAE	882049	RECONCILED	8/31/2020		140.00
21220	99844	ACCOUNTS_PAYA BLE	8/14/2020	Springfield Balloons Ltd	882050	RECONCILED	8/31/2020		100.00
21205	99845	ACCOUNTS_PAYA BLE	8/14/2020	Mystery Science Inc	1000001	RECONCILED	8/31/2020		99.00
21241	99846	ACCOUNTS_PAYA BLE	8/21/2020	DICK BLICK COMPANY	1387	RECONCILED	8/31/2020		1,741.96
21243	99847	ACCOUNTS_PAYA BLE	8/21/2020	PCM	4948	RECONCILED	8/31/2020		664.06
21240	99848	ACCOUNTS_PAYA BLE	8/21/2020	SCANTRON CORP	11530	RECONCILED	8/31/2020		651.92
21247	99849	ACCOUNTS_PAYA BLE	8/21/2020	SCHOOL SPECIALTY INC	11672	RECONCILED	8/31/2020		125.86
21234	99850	ACCOUNTS_PAYA BLE	8/21/2020	MILLER'S TEXTILE SERVICE	12700	RECONCILED	8/31/2020		129.43
21242	99851	ACCOUNTS_PAYA BLE	8/21/2020	COLUMBUS CLAY CO.	14917	RECONCILED	8/31/2020		529.00
21237	99852	ACCOUNTS_PAYA BLE	8/21/2020	LAURA MADDEN	20255	RECONCILED	8/31/2020		359.81
21245	99853	ACCOUNTS_PAYA BLE	8/21/2020	JOSTENS DIPLOMA DIVISION	32249	RECONCILED	8/31/2020		12.18
21233	99854	ACCOUNTS_PAYA BLE	8/21/2020	Lakeshore Learning Materials	32560	RECONCILED	8/31/2020		352.90
21235	99855	ACCOUNTS_PAYA BLE	8/21/2020	Geyer Instructional Products	32872	RECONCILED	8/31/2020		159.75
21248	99856	ACCOUNTS_PAYA	8/21/2020	Clark State	33882	OUTSTANDING			634.87

SOUTHEASTERN LOCAL SCHOOL Disbursement Summary Report

Reference Number	Check Number	Type	Date	Name	Vendor #	Status	Reconcile Date	Void Date	Amount
		BLE		Community College					
21236	99857	ACCOUNTS_PAYA	8/21/2020	Counseling Resources for Bookpal	34301	OUTSTANDING			\$ 273.84
21244	99858	ACCOUNTS_PAYA	8/21/2020	American Fidelity Administrative	34766	RECONCILED	8/31/2020		340.90
21231	99859	ACCOUNTS_PAYA	8/21/2020	Rochester 100 Inc	34825	RECONCILED	8/31/2020		1,197.00
21239	99860	ACCOUNTS_PAYA	8/21/2020	Teachers Pay Teachers	35186	RECONCILED	8/31/2020		560.00
21232	99861	ACCOUNTS_PAYA	8/21/2020	Wholly Smokes BBQ LLC	880218	OUTSTANDING			175.49
21249	99862	ACCOUNTS_PAYA	8/21/2020	Navigate360	882055	RECONCILED	8/31/2020		1,210.00
21238	99863	ACCOUNTS_PAYA	8/21/2020	Champion Flooring LLC	882057	OUTSTANDING			1,500.00
21246	99864	ACCOUNTS_PAYA	8/21/2020	DICK BLICK COMPANY	8802054	OUTSTANDING			262.00
21261	99865	ACCOUNTS_PAYA	8/28/2020	CAROLINA BIO SUPPLY	1387	RECONCILED	8/31/2020		1,997.46
21267	99866	ACCOUNTS_PAYA	8/28/2020	F & S SCHOOL SUPPLY	1838	OUTSTANDING			259.68
21280	99867	ACCOUNTS_PAYA	8/28/2020	MACRAY CO INC.	4390	OUTSTANDING			160.84
21272	99868	ACCOUNTS_PAYA	8/28/2020	NASCO	7480	OUTSTANDING			765.00
21262	99869	ACCOUNTS_PAYA	8/28/2020	HOUGHTON MIFFLIN CO.	8682	OUTSTANDING			64.84
21260	99870	ACCOUNTS_PAYA	8/28/2020	SCHOOL HEALTH SPLY CO.	20405	OUTSTANDING			1,417.53
21276	99871	ACCOUNTS_PAYA	8/28/2020	WILSON PRINTING AND GRAPHICS	20502	RECONCILED	8/31/2020		1,189.43
21265	99872	ACCOUNTS_PAYA	8/28/2020	Decker Inc.	31158	OUTSTANDING			1,162.25
21270	99873	ACCOUNTS_PAYA	8/28/2020	DAYTON POWER AND LIGHT COMPANY	31526	OUTSTANDING			902.55
21259	99874	ACCOUNTS_PAYA	8/28/2020	Sterling Paper Co.	32183	OUTSTANDING			2,354.62
21266	99875	ACCOUNTS_PAYA	8/28/2020	Scholastic Book Clubs, Inc.	32355	RECONCILED	8/31/2020		5,835.60
21275	99876	ACCOUNTS_PAYA	8/28/2020	School Nurse Supply	32435	OUTSTANDING			261.60
21277	99877	ACCOUNTS_PAYA	8/28/2020	Lakeshore Learning Materials	32500	OUTSTANDING			204.50
21281	99878	ACCOUNTS_PAYA	8/28/2020		32560	OUTSTANDING			264.42

SOUTHEASTERN LOCAL SCHOOL Disbursement Summary Report

Reference Number	Check Number	Type	Date	Name	Vendor #	Status	Reconcile Date	Void Date	Amount
21264	99879	ACCOUNTS_PAYA BLE	8/28/2020	Scholastic Inc	32833	OUTSTANDING			\$ 3,748.03
21282	99880	ACCOUNTS_PAYA BLE	8/28/2020	Ankeney-Xenia Truck Service	33750	OUTSTANDING			8,700.18
21271	99881	ACCOUNTS_PAYA BLE	8/28/2020	De Lage Landen	34335	OUTSTANDING			2,162.00
21263	99882	ACCOUNTS_PAYA BLE	8/28/2020	Heinemann	34401	OUTSTANDING			385.00
21279	99883	ACCOUNTS_PAYA BLE	8/28/2020	ENASCO	34471	OUTSTANDING			115.72
21268	99884	ACCOUNTS_PAYA BLE	8/28/2020	School Specialty Inc.	34604	RECONCILED	8/31/2020		135.30
21269	99885	ACCOUNTS_PAYA BLE	8/28/2020	Direct Energy Business	34790	OUTSTANDING			37.81
21273	99886	ACCOUNTS_PAYA BLE	8/28/2020	Time Warner Cable-SWO Division	35001	OUTSTANDING			348.69
21283	99887	ACCOUNTS_PAYA BLE	8/28/2020	CareerSafe	35165	OUTSTANDING			150.00
21278	99888	ACCOUNTS_PAYA BLE	8/28/2020	Good Valley Water LLC	880179	OUTSTANDING			48.00
21274	99889	ACCOUNTS_PAYA BLE	8/28/2020	Edpuzzle, Inc.	880245	OUTSTANDING			1,140.00
21287	995739	ACCOUNTS_PAYA BLE	8/31/2020	AUDITOR CLARK COUNTY	900022	RECONCILED	8/31/2020		138.29
21288	995740	ACCOUNTS_PAYA BLE	8/31/2020	AUDITOR CLARK COUNTY	900022	RECONCILED	8/31/2020		22,350.87
21289	995741	ACCOUNTS_PAYA BLE	8/31/2020	SECURITY NATIONAL BANK	900042	RECONCILED	9/1/2020		100.00
21290	995742	ACCOUNTS_PAYA BLE	8/31/2020	AUDITOR GREENE COUNTY	900010	RECONCILED	8/31/2020		992.54
21179	997529	ACCOUNTS_PAYA BLE	8/6/2020	CORRECTING ENTRY	900038	RECONCILED	8/6/2020		4,689.60
21250	997530	ACCOUNTS_PAYA BLE	8/21/2020	FOUNDATION	900014	RECONCILED	8/21/2020		46,421.24
21251	997531	ACCOUNTS_PAYA BLE	8/21/2020	RETIREMENT STRS	900001	RECONCILED	8/21/2020		56,354.00
21252	997532	ACCOUNTS_PAYA BLE	8/21/2020	RETIREMENT SERS	900002	RECONCILED	8/21/2020		14,554.00
21253	997533	ACCOUNTS_PAYA BLE	8/27/2020	RETIREMENT SERS	900002	RECONCILED	8/27/2020		16,232.61
21254	997534	ACCOUNTS_PAYA BLE	8/27/2020	PAYROLL	900005	RECONCILED	8/27/2020		12,102.53
21255	997535	ACCOUNTS_PAYA BLE	8/27/2020	SECURITY NATIONAL BANK	900042	RECONCILED	8/27/2020		2,335.45
21284	997536	ACCOUNTS_PAYA BLE	8/31/2020	RETIREMENT SERS	900002	RECONCILED	8/31/2020		14,187.59
21285	997537	ACCOUNTS_PAYA BLE	8/31/2020	EPC Dental/Vision	900053	RECONCILED	8/31/2020		2,594.41

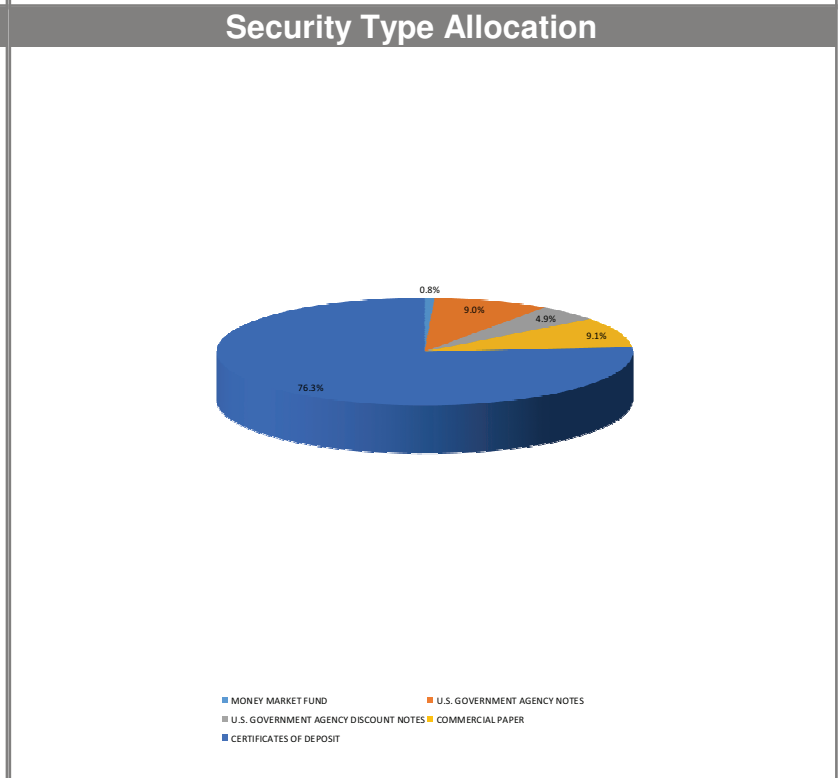
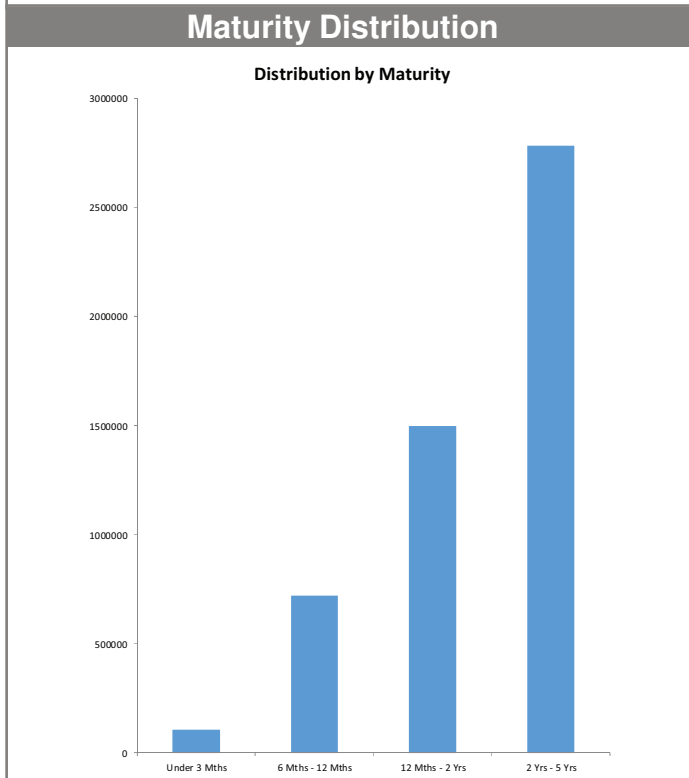
SOUTHEASTERN LOCAL SCHOOL Disbursement Summary Report

Reference Number	Check Number	Type	Date	Name	Vendor #	Status	Reconcile Date	Void Date	Amount
21286	997538	BLE ACCOUNTS_PAYA	8/31/2020	Benefit Plan EPC-Dental/Vision	900054	RECONCILED	8/31/2020		\$ 1,393.96
21258	997539	BLE ACCOUNTS_PAYA	8/28/2020	Benefit Plan EPC Dental/Vision	900053	RECONCILED	8/31/2020		1,250.36
21257	997540	BLE ACCOUNTS_PAYA	8/28/2020	Benefit Plan Sun Life	900055	RECONCILED	8/31/2020		396.46
21256	997541	BLE ACCOUNTS_PAYA	8/28/2020	Assurance EPC-Self-Funded	900052	RECONCILED	8/31/2020		84,711.27
Grand Total									\$ 483,479.73

NO DATA RETURNED FOR REPORT

Monthly Investment Summary
Southeastern Local Schools
US Bank Custodian Acct Ending x70998
 August 31, 2020

Monthly Cash Flow Activity		Market Value Summary				
From 07-31-20 through 08-31-20						
Beginning Book Value	4,899,820.47	Security Type	Market Value	Pct. Assets	Avg Yield at Cost	Wght Avg Mat
Contributions	0.00	Money Market Fund				
Withdrawals	0.00	MONEY MARKET FUND	39,267.50	0.8	0.05	0.00
Prior Month Management Fees	-642.60	Fixed Income				
Realized Gains/Losses	0.00	U.S. GOVERNMENT AGENCY DISCOUNT NOTES	249,829.37	4.9	0.17	0.53
Gross Interest Earnings	17,292.07	U.S. GOVERNMENT AGENCY NOTES	459,983.30	8.9	0.55	2.20
Ending Book Value	4,916,469.94	Accrued Interest	785.02	0.0		
		Commercial Paper				
		COMMERCIAL PAPER	464,413.65	9.0	0.26	0.56
		Certificate of Deposit				
		CERTIFICATES OF DEPOSIT	3,913,904.03	76.1	2.40	2.60
		Accrued Interest	17,395.08	0.3		
		TOTAL PORTFOLIO	5,145,577.96	100.0	1.91	2.26


Disclosures:

RedTree's internal accounting system is used as the source of the market value of this account. Although obtained from a source believed to be reliable, we cannot guarantee its accuracy. You should review all account statements provided by the custodian and compare with the statements provided by RedTree.

Portfolio Holdings Report
Southeastern Local Schools
US Bank Custodian Acct Ending x70998
 August 31, 2020

Quantity	Cusip	Security Description	Moody's	S&P	Cost Basis	Market Value	Yield at Cost	Wtd Maturity	Purchase Date
U.S. GOVERNMENT AGENCY NOTES									
210,000	3133ELZN7	Federal Farm Credit Bank 0.160% Due 05-18-22	Aaa	AA+	209,632.50	209,950.14	0.25	1.71	05-21-20
250,000	3135G03P6	Federal Natl Mtg Assoc 0.800% Due 04-27-23	Aaa	AA+	250,000.00	250,033.16	0.80	2.62	04-27-20
	Accrued Interest					785.02			
					459,632.50	460,768.32	0.55	2.20	
CERTIFICATES OF DEPOSIT									
112,000	11373QJQ2	Brookline Bank, MA 0.700% Due 07-08-21			112,000.00	112,584.98	0.70	0.85	05-08-20
246,000	17312Q2P3	Citibank NA, SD 2.900% Due 02-07-22			245,754.00	255,838.52	2.94	1.42	02-07-19
246,000	87270LBT9	TIAA FSB, FL 2.850% Due 02-22-22			245,754.00	255,932.50	2.89	1.46	02-22-19
246,000	02007GJD6	Ally Bank, UT 2.700% Due 03-21-22			245,877.00	255,827.45	2.71	1.52	03-26-19
246,000	7954502A2	Sallie Mae Bank, UT 2.750% Due 03-21-22			245,569.50	256,018.84	2.81	1.52	03-21-19
246,000	33847E2J5	Flagstar Bank FSB, MI 2.500% Due 06-13-22			245,926.20	256,353.89	2.51	1.75	06-12-19
140,000	72345SKT7	Pinnacle Bank, TN 0.650% Due 11-07-22			140,000.00	141,493.52	0.65	2.17	05-11-20
249,000	949763YK6	Wells Fargo Bank, SD 2.850% Due 03-13-23			248,564.25	265,792.81	2.91	2.45	03-13-19
248,000	05580AWK6	BMW Bank of North America, UT 1.450% Due 04-14-23			247,752.00	256,172.59	1.48	2.57	04-15-20
246,000	61690UGW4	Morgan Stanley Bank, UT 2.600% Due 06-06-23			245,508.00	262,310.54	2.65	2.67	06-06-19
246,000	61760AF46	Morgan Stanley Private Bank, NY 2.600% Due 06-06-23			246,000.00	262,310.54	2.60	2.67	06-10-19
249,000	90348JJQ4	UBS Bank USA, UT 2.900% Due 04-03-24			248,875.50	272,444.59	2.93	3.41	04-03-19
246,000	38149MAZ6	Goldman Sachs Bank USA, NY 2.700% Due 06-05-24			245,877.00	268,276.53	2.71	3.59	06-10-19
247,000	14042TBQ9	Capital One Bank USA, Glen Allen, VA 2.250% Due 08-07-24			246,506.00	265,902.17	2.29	3.79	08-07-19
247,000	14042RMW8	Capital One, NA, Mclean, VA 2.100% Due 08-14-24			246,629.50	264,518.23	2.13	3.82	08-16-19
248,000	856285TF8	State Bank of India, NY 1.600% Due 04-29-25			247,132.00	262,126.33	1.67	4.48	04-29-20
	Accrued Interest					17,395.08			
					3,703,724.95	3,931,299.11	2.40	2.60	
U.S. GOVERNMENT AGENCY DISCOUNT NOTES									
250,000	313385CV6	Federal Home Ln Bank Discount Note 0.000% Due 03-09-21	P-1	A-1+	249,652.92	249,829.37	0.17	0.53	05-19-20
COMMERCIAL PAPER									
105,000	50244LL44	LVMH Moet 0.000% Due 11-04-20	P-1	A-1	104,925.54	104,971.65	0.23	0.18	07-16-20
120,000	62479LR15	MUFG Bank 0.000% Due 04-01-21	P-1	A-1	119,698.53	119,838.00	0.34	0.59	07-09-20
240,000	09659BSH4	BNP Paribas 0.000% Due 05-17-21	P-1	A-1	239,568.00	239,604.00	0.24	0.72	08-20-20
					464,192.07	464,413.65	0.26	0.56	

Disclosures:

RedTree's internal accounting system is used as the source of the market value of this account. Although obtained from a source believed to be reliable, we cannot guarantee its accuracy. You should review all account statements provided by the custodian and compare with the statements provided by RedTree.

Questions? Call 888.596.2293 or email info@redtreeinv.com

Portfolio Holdings Report
Southeastern Local Schools
US Bank Custodian Acct Ending x70998
 August 31, 2020

Quantity	Cusip	Security Description	Moody's	S&P	Cost Basis	Market Value	Yield at Cost	Wtd Maturity	Purchase Date
MONEY MARKET FUND									
	USBMMF	First American Treasury Obligations Fund			39,267.50	39,267.50	0.05		
TOTAL PORTFOLIO					4,916,469.94	5,145,577.96	1.91	2.26	

Disclosures:

RedTree's internal accounting system is used as the source of the market value of this account. Although obtained from a source believed to be reliable, we cannot guarantee its accuracy. You should review all account statements provided by the custodian and compare with the statements provided by RedTree.

Questions? Call 888.596.2293 or email info@redtreeinv.com