

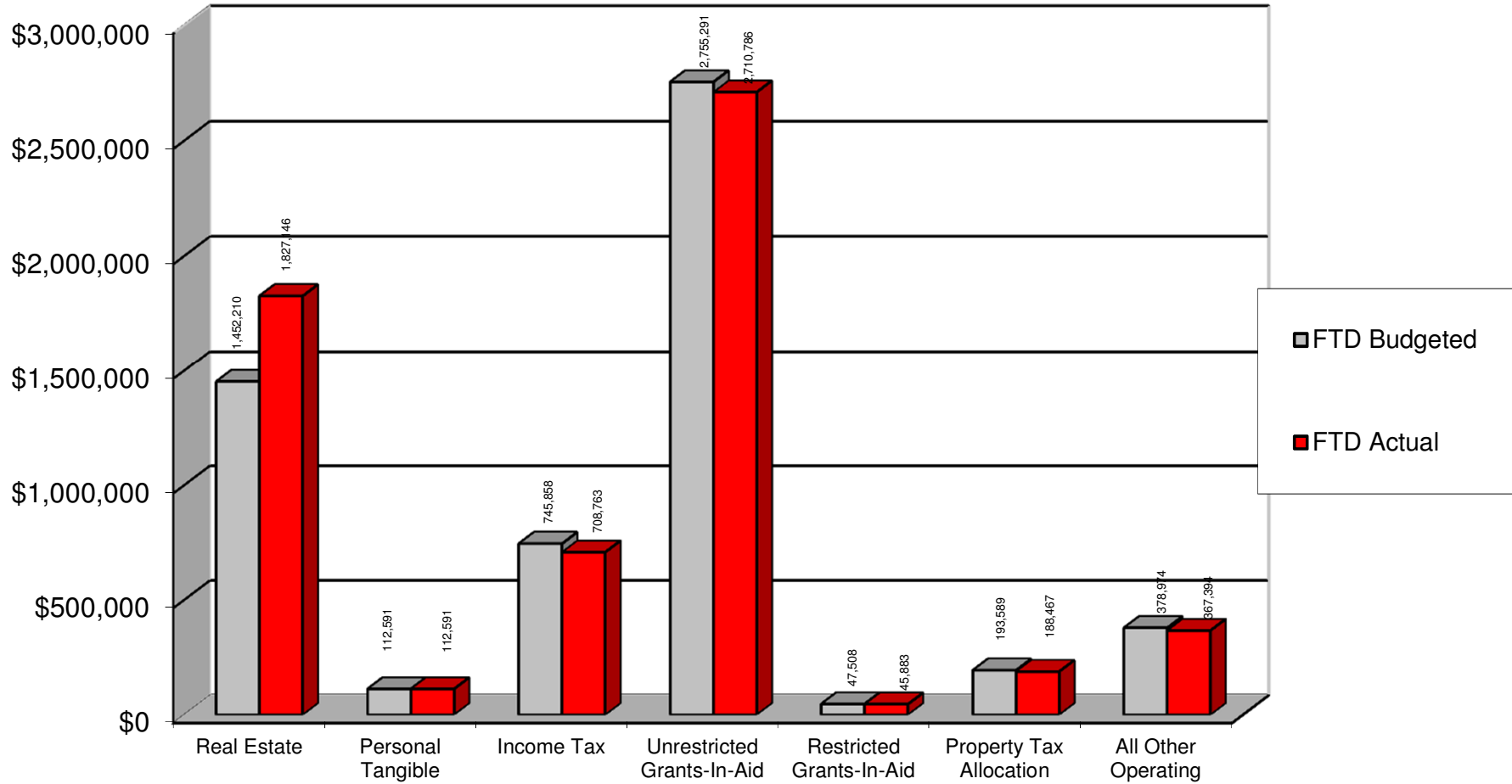
**SOUTHEASTERN LOCAL SCHOOL DISTRICT**

**FINANCIAL REPORT**

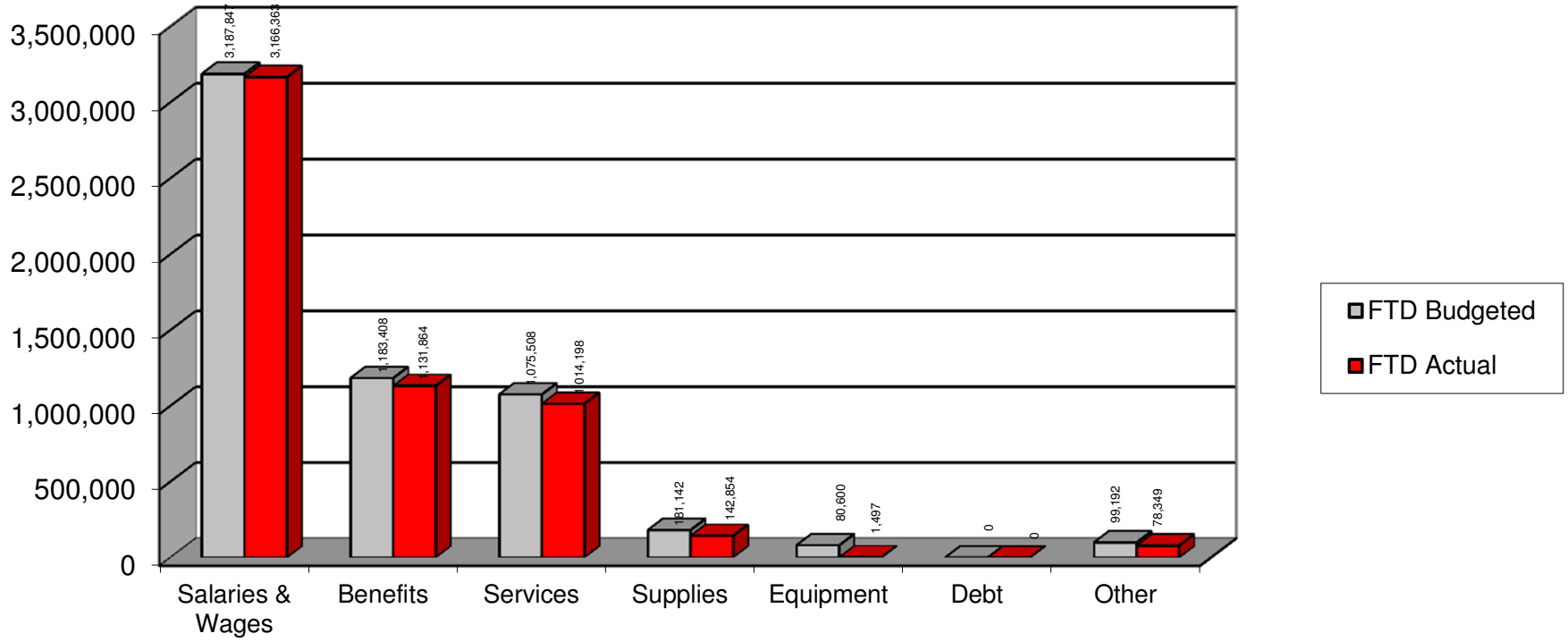
**02/28/2017**



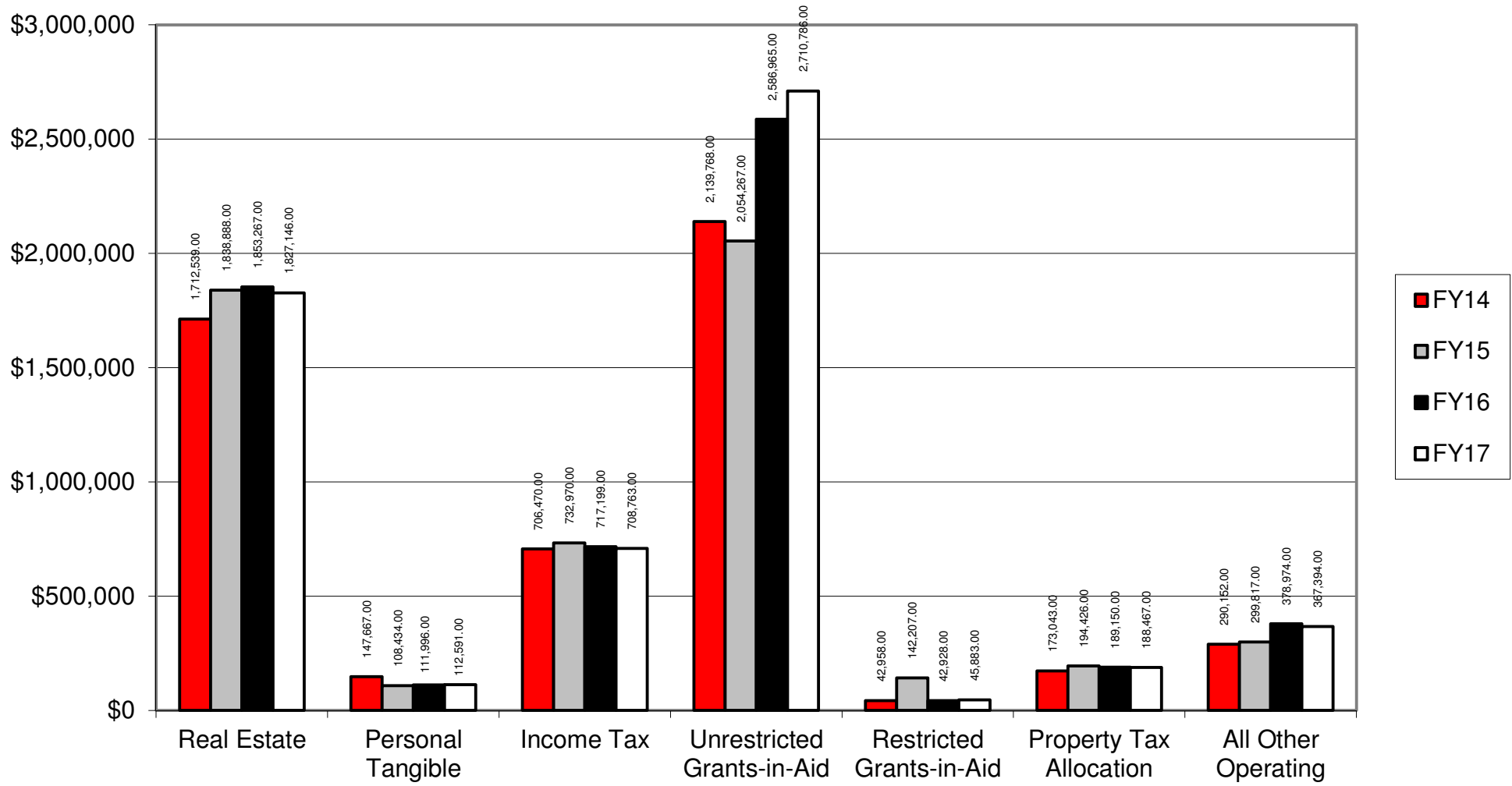
# FTD BUDGETED vs. FTD ACTUAL



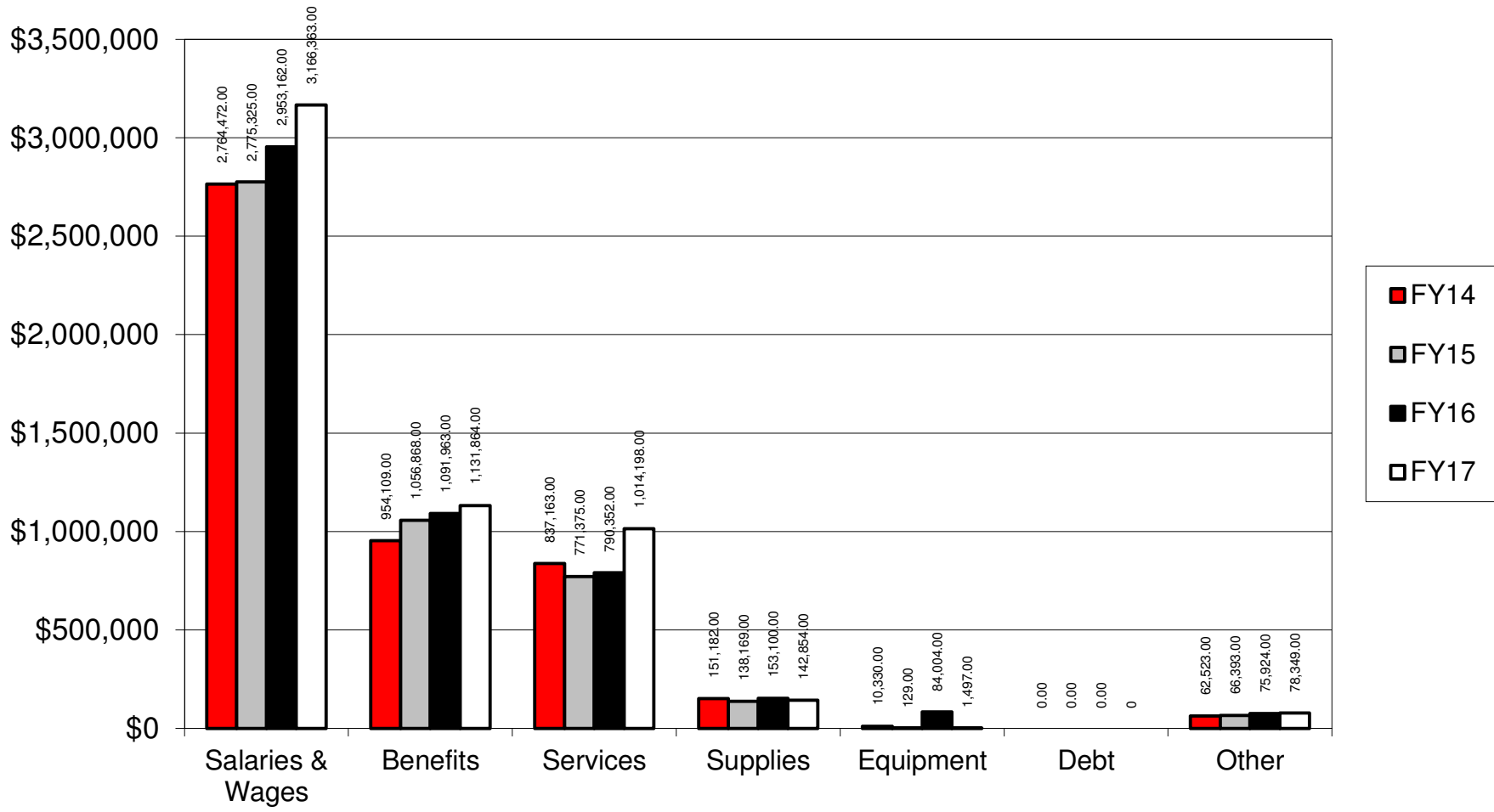
## FTD BUDGETED vs. FTD ACTUAL



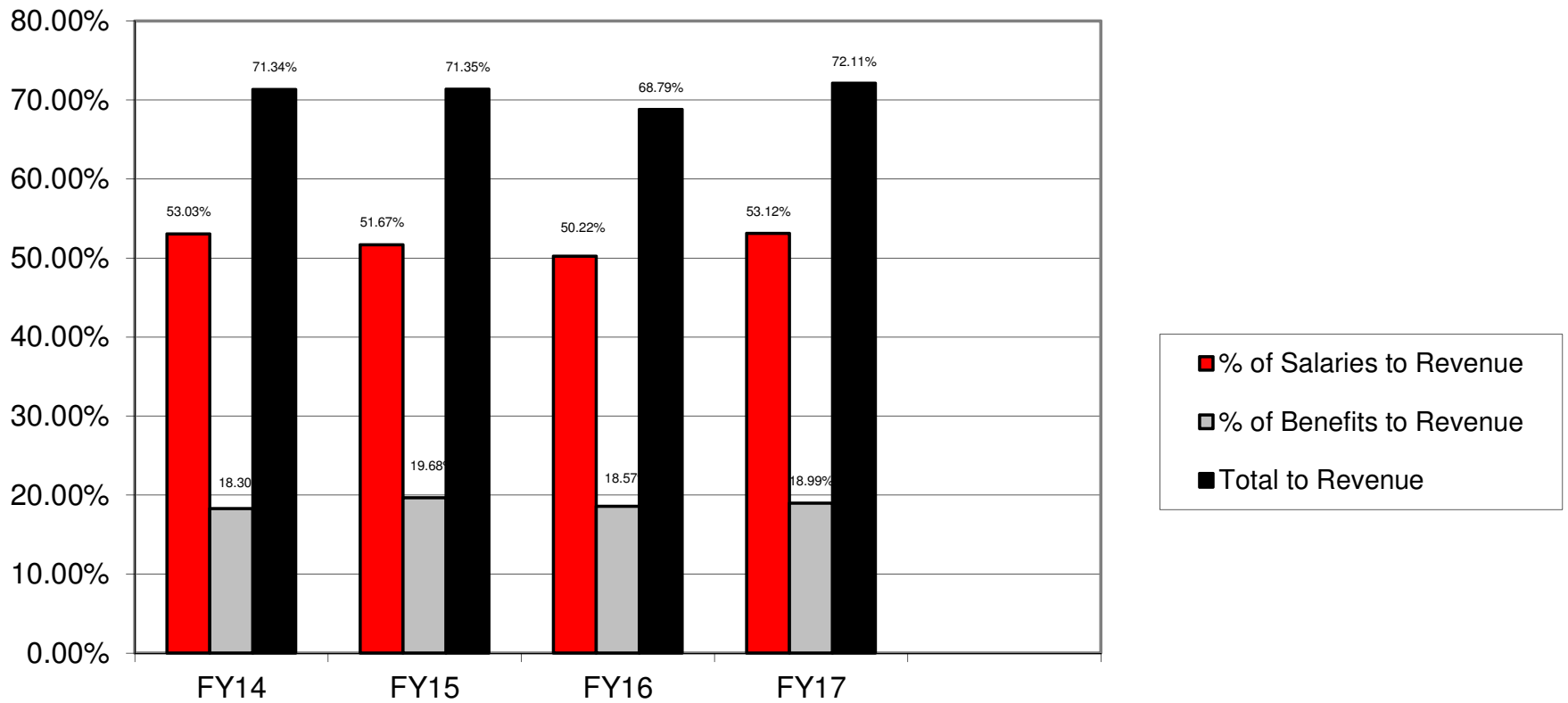
# HISTORICAL REVENUE



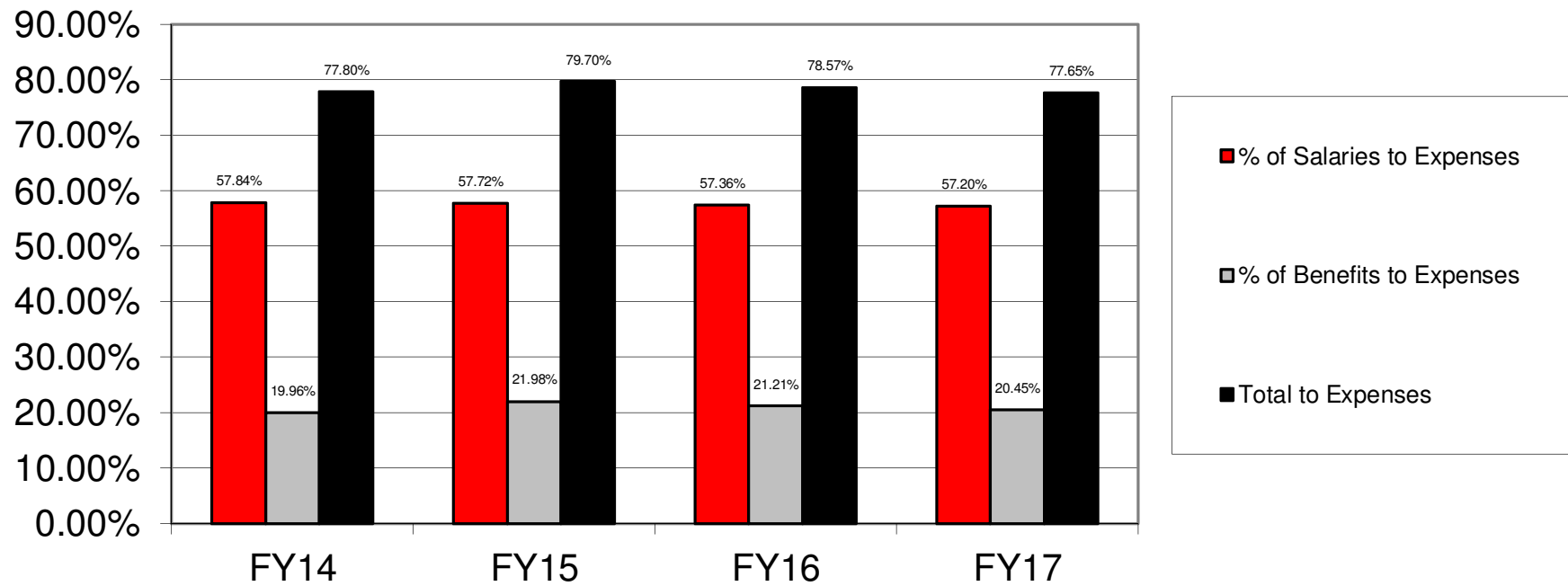
# HISTORICAL EXPENDITURES



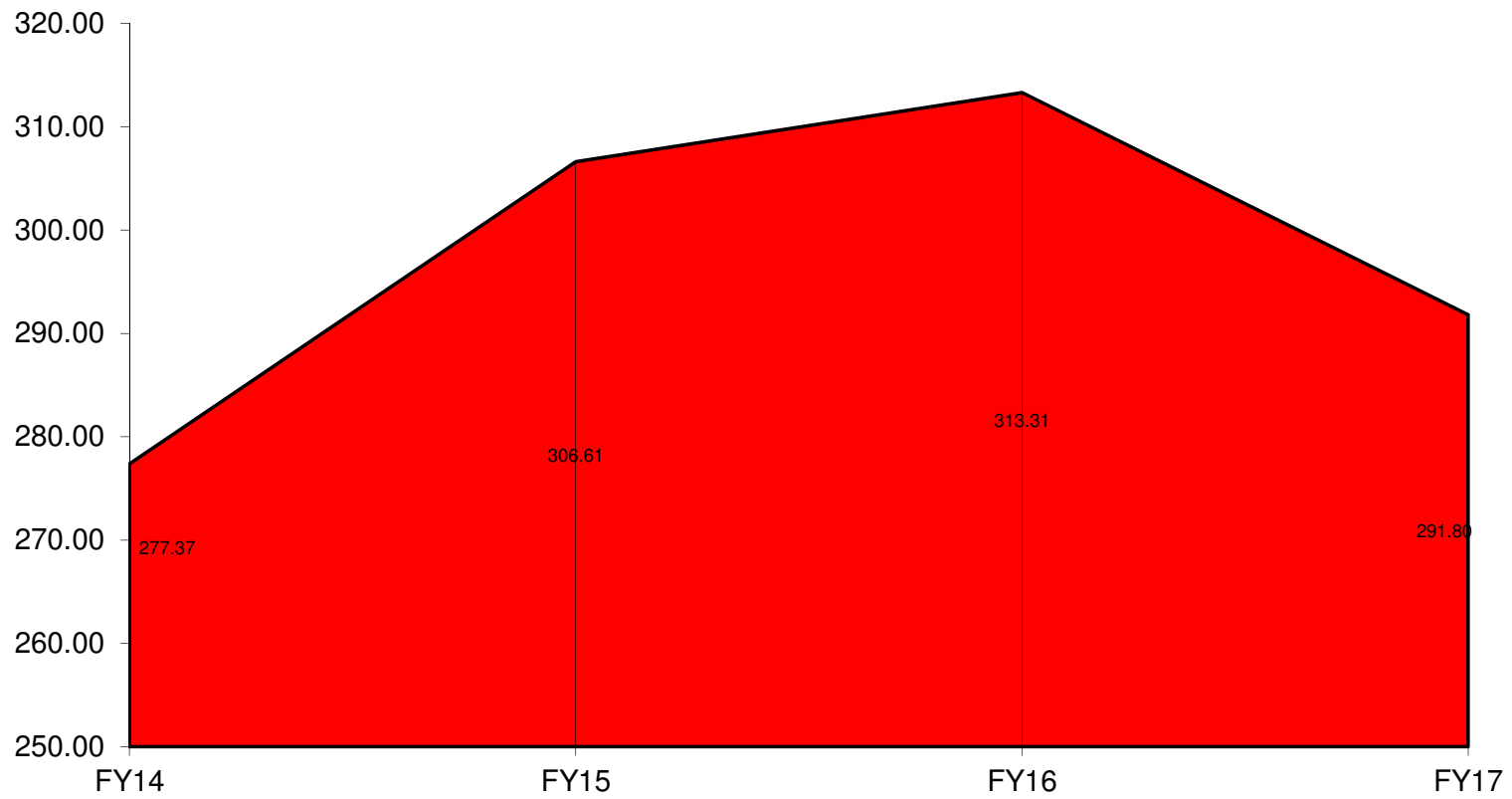
## % OF SALARIES AND BENEFITS TO REVENUE



## % OF SALARIES AND BENEFITS TO EXPENDITURES

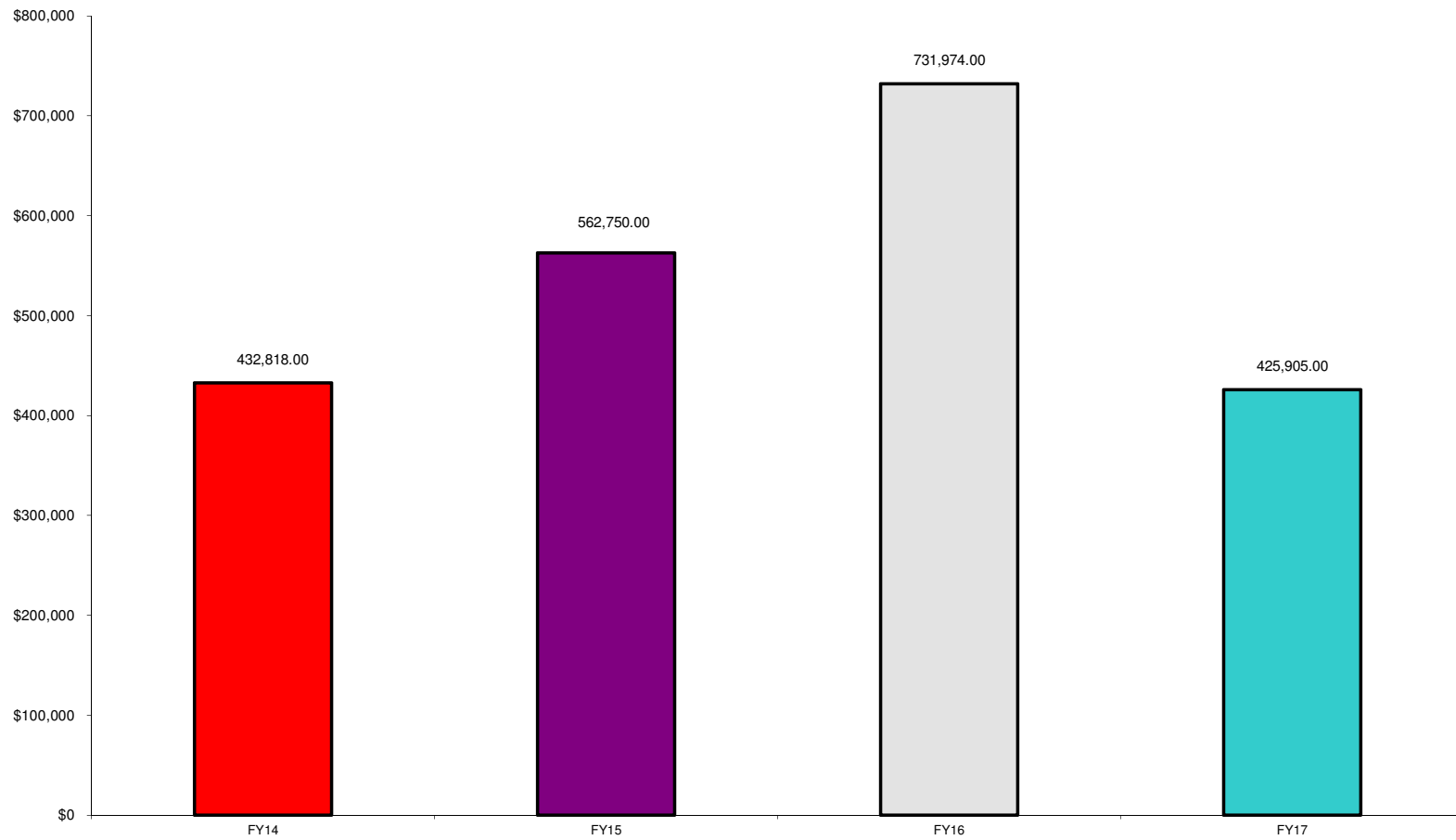


## Days of Operating Cash





# SURPLUS/DEFICIT



**MONTHLY BUDGET VARIANCE  
SOUTHEASTERN LOCAL SCHOOLS**

	<b>FTD Budgeted</b>	<b>FTD Actual</b>	<b>Variance</b>	<b>Percentage Variance</b>	<b>MTD Budgeted</b>	<b>MTD Actual</b>	<b>Variance</b>	<b>Percentage Variance</b>
<b>REVENUE</b>								
General Property (Real Estate)	\$1,452,210	\$1,827,146	\$374,936	25.82%	\$329,943	\$736,900	\$406,957	123.34%
Tangible Personal Property	112,591	112,591	0	0.00%	0	0	0	-
Income Tax	745,858	708,763	(37,095)	-4.97%	0	0	0	-
Unrestricted Grants-In-Aid	2,755,291	2,710,786	(44,505)	-1.62%	359,048	324,095	(34,953)	-9.73%
Restricted Grants-In-Aid	47,508	45,883	(1,625)	-3.42%	6,039	11,547	5,508	91.21%
Restricted Grants-In-Aid - SFSF	0	0	0	-	0	0	0	-
Property Tax Allocation	193,589	188,467	(5,122)	-2.65%	0	0	0	-
All Other Operating Revenue	378,974	367,394	(11,580)	-3.06%	93,124	50,043	(43,081)	-46.26%
<b>TOTAL REVENUE</b>	<b>\$5,686,021</b>	<b>\$5,961,030</b>	<b>\$275,009</b>	<b>4.84%</b>	<b>\$788,154</b>	<b>\$1,122,585</b>	<b>\$334,431</b>	<b>42.43%</b>
<b>EXPENDITURES</b>								
Salaries & Wages	\$3,187,847	\$3,166,363	\$21,484	-0.67%	\$395,619	\$396,370	(\$751)	0.19%
Benefits	1,183,408	1,131,864	51,544	-4.36%	147,282	137,707	9,575	-6.50%
Services	1,075,508	1,014,198	61,310	-5.70%	169,718	162,964	\$6,754	-3.98%
Supplies	181,142	142,854	38,288	-21.14%	6,965	7,585	(620)	8.90%
Equipment	80,600	1,497	79,103	-98.14%	78,500	1,497	\$77,003	-98.09%
Debt	0	0	0	-	0	0	0	-
Other	99,192	78,349	20,843	-21.01%	7,776	3,584	4,192	-53.91%
<b>TOTAL EXPENSES</b>	<b>\$5,807,697</b>	<b>\$5,535,125</b>	<b>\$272,572</b>	<b>-4.69%</b>	<b>\$805,860</b>	<b>\$709,707</b>	<b>\$96,153</b>	<b>-11.93%</b>
<b>SURPLUS/DEFICIT</b>	<b>(\$121,676)</b>	<b>\$425,905</b>	<b>\$547,581</b>	<b>-450.03%</b>	<b>(\$17,706)</b>	<b>\$412,878</b>	<b>\$430,584</b>	<b>-2431.85%</b>
<b>OTHER USES/SOURCES</b>								
Transfers/Advances In	291,995	291,995	0	0.00%	0	0	0	-
Transfers/Advances Out	0	0	0	-	0	0	0	-
All Other Financing Sources/(Uses)	142,806	142,850	44	0.03%	0	0	\$0	-
<b>NET SOURCES/USES</b>	<b>434,801</b>	<b>434,845</b>	<b>44</b>	<b>0.01%</b>	<b>0</b>	<b>0</b>	<b>0</b>	<b>-</b>
<b>BEGINNING CASH</b>	<b>\$6,590,286</b>	<b>\$6,590,282</b>	<b>(\$4)</b>	<b>0.00%</b>	<b>\$6,921,116</b>	<b>\$7,038,154</b>	<b>\$117,038</b>	<b>1.69%</b>
<b>ENDING CASH</b>	<b>\$6,903,411</b>	<b>\$7,451,032</b>	<b>\$547,621</b>	<b>7.93%</b>	<b>\$6,903,410</b>	<b>\$7,451,032</b>	<b>\$547,622</b>	<b>7.93%</b>
<b>ENCUMBRANCES</b>	<b>\$896,590</b>	<b>\$804,290</b>	<b>(\$92,300)</b>	<b>-10.29%</b>	<b>\$896,590</b>	<b>\$804,290</b>	<b>(\$92,300)</b>	<b>-10.29%</b>
<b>UNENCUMBERED CASH</b>	<b>\$6,006,821</b>	<b>\$6,646,742</b>	<b>\$639,921</b>	<b>10.65%</b>	<b>\$6,006,820</b>	<b>\$6,646,742</b>	<b>\$639,922</b>	<b>10.65%</b>

**HISTORICAL COMPARISON BY OBJECT  
SOUTHEASTERN LOCAL SCHOOLS**

	<b>FY 14</b> 7/13-02/14	<b>FY 15</b> 7/14-02/15	<b>% of</b> <b>Change</b>	<b>FY 16</b> 7/15-02/16	<b>% of</b> <b>Change</b>	<b>FY 17</b> 7/16-02/17	<b>% of</b> <b>Change</b>
<b>REVENUE</b>							
General Property (Real Estate)	\$1,712,539	\$1,838,888	7.38%	1,853,267	0.78%	\$1,827,146	-1.41%
Tangible Personal Property	147,667	108,434	-26.57%	111,996	3.28%	112,591	0.53%
Income Tax	706,470	732,970	3.75%	717,199	-2.15%	708,763	-1.18%
Unrestricted Grants-in-Aid	2,139,768	2,054,267	-4.00%	2,586,965	25.93%	2,710,786	4.79%
Restricted Grants-in-Aid	42,958	142,207	231.04%	42,928	-69.81%	45,883	6.88%
Restricted Grants-in-Aid - SFSF	0	0	-	0	-	0	-
Property Tax Allocation	173,043	194,426	12.36%	189,150	-2.71%	188,467	-0.36%
All Other Operating Revenue	290,152	299,817	3.33%	378,974	26.40%	367,394	-3.06%
<b>TOTAL REVENUE</b>	<b>\$5,212,597</b>	<b>\$5,371,009</b>	<b>3.04%</b>	<b>5,880,479</b>	<b>9.49%</b>	<b>\$5,961,030</b>	<b>1.37%</b>
<b>EXPENDITURES</b>							
Salaries & Wages	2,764,472	2,775,325	0.39%	2,953,162	6.41%	3,166,363	7.22%
Benefits	954,109	1,056,868	10.77%	1,091,963	3.32%	1,131,864	3.65%
Services	837,163	771,375	-7.86%	790,352	2.46%	1,014,198	28.32%
Supplies	151,182	138,169	-8.61%	153,100	10.81%	142,854	-6.69%
Equipment	10,330	129	-98.75%	84,004	65019.38%	1,497	-98.22%
Debt	0	0	-	0	-	0	-
Other	62,523	66,393	6.19%	75,924	14.36%	78,349	3.19%
<b>TOTAL EXPENDITURES</b>	<b>\$4,779,779</b>	<b>\$4,808,259</b>	<b>0.60%</b>	<b>5,148,505</b>	<b>7.08%</b>	<b>\$5,535,125</b>	<b>7.51%</b>
<b>SURPLUS/DEFICIT</b>	<b>432,818</b>	<b>562,750</b>	<b>30.02%</b>	<b>731,974</b>	<b>30.07%</b>	<b>425,905</b>	<b>-41.81%</b>
<b>OTHER SOURCES/USES</b>							
Advances/Transfers In	215,947	242,939	12.50%	279,051	14.86%	291,995	4.64%
Advances/Transfers Out	0	0	-	1,000	-	0	-100.00%
All Other Financing Sources	47,466	36,550	-23.00%	3,000	-91.79%	142,850	4661.67%
Debt Service	0	0	-	0	-	0	-
<b>NET SOURCES/USES</b>	<b>263,413</b>	<b>279,489</b>	<b>6.10%</b>	<b>281,051</b>	<b>0.56%</b>	<b>434,845</b>	<b>54.72%</b>
<b>BEGINNING CASH</b>	<b>\$5,366,319</b>	<b>\$5,516,278</b>	<b>2.79%</b>	<b>5,988,692</b>	<b>8.56%</b>	<b>\$6,590,282</b>	<b>10.05%</b>
<b>ENDING CASH</b>	<b>\$6,062,550</b>	<b>\$6,358,517</b>	<b>4.88%</b>	<b>7,001,717</b>	<b>10.12%</b>	<b>\$7,451,032</b>	<b>6.42%</b>
<b>ENCUMBRANCES</b>	<b>606,815</b>	<b>291,575</b>	<b>-51.95%</b>	<b>336,032</b>	<b>15.25%</b>	<b>\$804,290</b>	<b>139.35%</b>
<b>UNENCUMBERED CASH</b>	<b>\$5,455,735</b>	<b>\$6,066,942</b>	<b>11.20%</b>	<b>6,665,685</b>	<b>9.87%</b>	<b>\$6,646,742</b>	<b>-0.28%</b>
<b>% of Salaries to Revenue</b>	<b>53.03%</b>	<b>51.67%</b>		<b>0.50</b>		<b>53.12%</b>	
<b>% of Benefits to Revenue</b>	<b>18.30%</b>	<b>19.68%</b>		<b>0.19</b>		<b>18.99%</b>	
<b>Total to Revenue</b>	<b>71.34%</b>	<b>71.35%</b>		<b>0.69</b>		<b>72.11%</b>	
<b>Days of Operating Cash</b>	<b>277.37</b>	<b>306.61</b>		<b>313.31</b>		<b>291.80</b>	

Southeastern Local Schools  
Clark County, Ohio

General Fund Financial History/Projection

2/28/2017

Percent of Fiscal Year Complete

66.67%

	2016-17 Projection	2016-17 FYTD Actual	FYTD %
<b>REVENUE</b>			
General Property (Real Estate)	\$2,355,841.00	\$1,827,146.00	77.56%
Tangible Personal Property	\$217,885.00	\$112,591.00	51.67%
Income Tax	\$1,000,615.00	\$708,763.00	70.83%
Unrestricted Grants-in-Aid	\$3,793,678.00	\$2,710,786.00	71.46%
Restricted Grants-in-Aid	\$55,947.00	\$45,883.00	82.01%
Restricted Grants-in-Aid - SFSF	\$0.00	\$0.00	#DIV/0!
Property Tax Allocation	\$371,237.00	\$188,467.00	50.77%
All Other Operating Revenue	\$547,375.00	\$367,394.00	67.12%
TOTAL	\$8,342,578.00	\$5,961,030.00	71.45%
<b>EXPENDITURES</b>			
Salaries & Wages	\$4,915,995.00	\$3,166,363.00	64.41%
Benefits	\$1,792,176.00	\$1,131,864.00	63.16%
Services	\$1,476,546.00	\$1,014,198.00	68.69%
Supplies	\$224,814.00	\$142,854.00	63.54%
Equipment	\$5,051.00	\$1,497.00	29.64%
Debt	\$0.00	\$0.00	#DIV/0!
Other	\$117,929.00	\$78,349.00	66.44%
TOTAL	\$8,532,511.00	\$5,535,125.00	64.87%
<b>SURPLUS/(DEFICIT)</b>	<b>(\$189,933.00)</b>	<b>\$425,905.00</b>	

**Southeastern Local Schools**  
**Explanation of Checks Over \$5,000**

02/01/2017 - 02/28/2017

Check #	Vendor Name	Amount	Explanation
094140	20th Century Tours	\$6,000.00	Deposit for 8th Grade Field Trip
094192	Greenon Local School District	\$5,446.50	Qrt payment for school phsync
094220	20th Century Tours	\$5,850.00	Deposit for 8th Grade Field Trip
094225	Clark County ESC	\$77,743.52	Special Education cost for FY17
094226	Dayton Power and Light	\$5,059.88	Monthly Electricity
992542	Payroll	\$215,751.26	Payroll for February 3, 2017
992544	UHC	\$83,326.93	March Health Insurance Payment
992552	Payroll	\$213,905.58	Payroll for February 17, 2017
992556	Foundation	\$121,978.98	County Board, STRS/SERS, Community Schools, Open Enrollment, ect...

-- Options Summary --

Output file SM2M.TXT  
Print options page? (Y,N) Y  
Report heading SM2 February 28, 2017  
Fiscal Year 2017  
Beginning Month: 02  
Ending Month: 02

BAT\_SM2M executed by SE\_BMCKEE on node MVECA0:: at 1-MAR-2017 21:45:20.04

DATE: 03/01/2017  
 TIME: 21:45:20

FORM SM-2  
 OHIO DEPARTMENT OF EDUCATION - OFFICE OF SCHOOL MANAGEMENT ASSISTANCE  
 ANNUAL SPENDING PLAN (CURRENT OPERATION - GENERAL FUND ONLY - O.R.C. 5705.391)

PAGE: 1

SCHOOL DISTRICT: SOUTHEASTERN LOCAL SCHOOL

IRN # 046276 COUNTY: CLARK  
 SM2 February 28, 2017

FISCAL YEAR: 2017 MONTH: 02

	MONTHLY ESTIMATE	MONTHLY ACTUAL	MONTHLY DIFFERENCE	FISCAL YTD ESTIMATE	FISCAL YTD ACTUAL	FISCAL YTD DIFFERENCE
REVENUES						
01.010 General Property (Real Estate)	0	736,900	736,900	0	1,827,146	1,827,146
01.020 Tangible Personal Property Tax	0	0	0	0	112,591	112,591
01.030 Income Tax	0	0	0	0	708,763	708,763
01.035 Unrestricted Grants-in-Aid	0	324,095	324,095	0	2,710,786	2,710,786
01.040 Restricted Grants-in-Aid	0	11,547	11,547	0	45,883	45,883
01.045 Restricted Grants-in-Aid - SFSF	0	0	0	0	0	0
01.050 Property Tax Allocation	0	0	0	0	188,467	188,467
01.060 All Other Operating Revenue	0	50,043	50,043	0	367,394	367,394
01.070 Total Revenue	0	1,122,585	1,122,585	0	5,961,030	5,961,030
OTHER FINANCING SOURCES						
02.010 Proceeds from Sale of Notes	0	0	0	0	0	0
02.020 State Emergency Loans & Advancements (Approved)	0	0	0	0	0	0
02.040 Operating Transfers-In	0	0	0	0	0	0
02.050 Advances-In	0	0	0	0	291,995	291,995
02.060 All Other Financing Sources	0	0	0	0	142,850	142,850
02.070 Total Other Financing Sources	0	0	0	0	434,845	434,845
02.080 Total Revenues and Other Financing Sources	0	1,122,585	1,122,585	0	6,395,875	6,395,875
EXPENDITURES						
03.010 Personal Services	0	396,370	396,370	0	3,166,363	3,166,363
03.020 Employees' Retirement/Insurance Benefits	0	137,707	137,707	0	1,131,864	1,131,864
03.030 Purchased Services	0	162,964	162,964	0	1,014,198	1,014,198
03.040 Supplies and Materials	0	7,585	7,585	0	142,854	142,854
03.050 Capital Outlay	0	1,497	1,497	0	1,497	1,497
03.060 Intergovernmental	0	0	0	0	0	0
04.010 Debt Service: All Principal (Historical)	0	0	0	0	0	0
04.020 Debt Service: Principal - Notes	0	0	0	0	0	0
04.030 Debt Service: Principal - State Loans	0	0	0	0	0	0
04.040 Debt Service: Principal - State Advancements	0	0	0	0	0	0
04.050 Debt Service: Principal - HB 264 Loans	0	0	0	0	0	0
04.055 Debt Service: Principal - Other	0	0	0	0	0	0
04.060 Debt Service: Interest and Fiscal Charges	0	0	0	0	0	0
04.300 Other Objects	0	3,584	3,584	0	78,349	78,349
04.500 Total Expenditures	0	709,707	709,707	0	5,535,125	5,535,125
OTHER FINANCING USES						
05.010 Operating Transfers - Out	0	0	0	0	0	0
05.020 Advances - Out	0	0	0	0	0	0
05.030 All Other Financing Uses	0	0	0	0	0	0
05.040 Total Other Financing Uses	0	0	0	0	0	0
05.050 Total Expenditure and Other Financing Uses	0	709,707	709,707	0	5,535,125	5,535,125
06.010 Excess Rev & Oth Financing Sources over(under) Exp &	0	412,878	412,878	0	860,750	860,750
07.010 Beginning Cash Balance	0	7,038,154	7,038,154	0	6,590,282	6,590,282
07.020 Ending Cash Balance	0	7,451,032	7,451,032	0	7,451,032	7,451,032
08.010 Outstanding Encumbrances	0	804,290	804,290	0	804,290	804,290

-- Options Summary --

Summary or Detail Report? (S,D) D  
Output file: FINSUMM.TXT  
Type: CSV  
Print options page? (Y,N) Y  
Generate FINDET report for comparison? (Y,N) Y  
Sort options: FS  
Include future encumbrance amounts? (Y,N) N  
Include accounts with zero amounts? (Y,N) N  
Include accounts which are no longer active? (Y,N,I) Y

BAT\_FINSUM executed by SE\_BMCKEE on node MVECA0:: at 1-MAR-2017 21:31:23.03



Date: 03/01/2017  
 Time: 9:31 pm

SOUTHEASTERN LOCAL SCHOOL  
 Financial Report by Fund/SCC

Fund #	Fund Description	FYTD Receipts	MTD Expenditures	FYTD Expenditures	Current Fund Balance	Current Encumbrances	Unencumbered Fund Balance	Bank Code		
001 0000	CASH CONTROL - GENERAL FUND	6,487,444.73	1,122,585.45	6,395,877.01	709,707.40	5,535,125.19	7,348,196.55	804,290.01	6,543,906.54	
001 9412	GENERAL SET ASIDE (5%)	102,837.52	0.00	0.00	0.00	102,837.52	0.00	102,837.52		
003 0000	GENERAL INTEREST	1,075,699.60	10,008.50	57,295.72	0.00	579.00	1,132,416.32	0.00	1,132,416.32	
003 9001	PERMANENT IMPROVEMENT VOTED	835,524.38-	55,500.00	167,418.52	261.04	301,621.08	969,726.94-	179,674.19	1,149,401.13-	
003 9003	AUDITORIUM RENOVATION	848.38	0.00	0.00	0.00	0.00	848.38	0.00	848.38	
006 0000	LUNCHROOM CASH CONTROL	22,372.09-	20,390.79	153,185.31	15,859.98	444,189.20	313,375.98-	143,684.07	457,060.05-	1
006 9017	Children's Hunger Alliance	0.00	0.00	2,000.00	0.00	1,029.00	971.00	583.83	387.17	
018 9081	PRINCIPAL'S SUPPORT - MIAMI VIEW	1,970.75	0.00	0.00	0.00	75.00	1,895.75	0.00	1,895.75	1
018 9082	PRINCIPAL'S SUPPORT - HIGH SCHOOL	4,302.25-	0.00	1,561.00	616.15	9,568.78	12,310.03-	1,243.49	13,553.52-	1
018 9281	MIDDLE SCHOOL PRINCIPAL'S SUPPORT	2,331.50	60.00	12,932.10	250.00	9,874.28	5,389.32	2,893.72	2,495.60	
019 9091	MIAMI VIEW WORKROOM/LOUNGE	136.84	179.00	367.73	0.00	102.69	401.88	44.46	357.42	1
019 9092	TEACHER'S LOUNGE - HIGH SCHOOL	537.01	0.00	75.17	0.00	286.42	325.76	3.98	321.78	
022 9012	Wellness Incentive	7,993.85	0.00	977.00	0.00	0.00	8,970.85	0.00	8,970.85	
022 9013	Julia Salyers Memorial Fund	365.00	0.00	0.00	0.00	0.00	365.00	0.00	365.00	
022 9014	Jerry South Memorial Fund	397.84	0.00	0.00	0.00	0.00	397.84	0.00	397.84	
022 9081	PRINCIPAL'S FUND/STAFF RECOGNITION	405.49-	0.00	0.00	233.04	1,016.79	1,422.28-	66.96	1,489.24-	

Date: 03/01/2017  
 Time: 9:31 pm

SOUTHEASTERN LOCAL SCHOOL  
 Financial Report by Fund/SCC

Fund #	Fund Description	FYTD Receipts	MTD Expenditures	FYTD Expenditures	Current Fund Balance	Current Encumbrances	Unencumbered Fund Balance	Bank Code		
022 9082	PRINCIPAL'S FUND/STAFF RECOGNITION	1,600.17	0.00	234.95	0.00	545.69	1,289.43	445.00	844.43	
022 9208	2008 Section 125	0.00	0.00	174.65	0.00	167.50	7.15	0.00	7.15	
022 9281	PRINCIPAL'S FUND/STAFF RECOGNITION	3,806.92-	0.00	37.32	0.00	766.00	4,535.60-	400.00	4,935.60-	
027 0000	BWC Distribution Account	50,418.68	3,437.33	27,372.02	2,812.16	21,084.63	56,706.07	3,904.15	52,801.92	
200 9000	Washington DC Trip	0.00	4,162.50	13,252.00	11,850.00	11,850.00	1,402.00	0.00	1,402.00	
200 9013	Class of 2013	816.46	0.00	0.00	0.00	0.00	816.46	0.00	816.46	
200 9014	Class of 2014	250.00	0.00	0.00	0.00	0.00	250.00	0.00	250.00	
200 9015	Class of 2015	187.01	0.00	0.00	0.00	0.00	187.01	0.00	187.01	
200 9016	Class of 2016	693.57	0.00	0.00	0.00	311.60	381.97	0.00	381.97	
200 9017	Class of 2017	1,935.53	0.00	0.00	0.00	230.11	1,705.42	360.54	1,344.88	
200 9018	Class of 2018	2,565.53	502.00	5,928.00	697.68	4,865.19	3,628.34	265.76	3,362.58	
200 9019	Class of 2019	805.83-	0.00	105.00	0.00	0.00	700.83-	0.00	700.83-	
200 9020	Class of 2020	366.87	0.00	95.00	0.00	0.00	461.87	0.00	461.87	
200 9201	FUTURE FARMERS OF AMERICA	3,456.11	3,165.00	16,719.00	4,529.90	11,814.84	8,360.27	6,839.60	1,520.67	
200 9202	FAMILIES CAREERS & COMMUNITY LEADERS OF AMERI	3,423.51	605.07	3,767.95	475.14	4,793.54	2,397.92	446.55	1,951.37	1
200 9203	FUTURE EDUCATORS OF AMERICA	119.74	0.00	0.00	0.00	0.00	119.74	0.00	119.74	

Date: 03/01/2017  
 Time: 9:31 pm

SOUTHEASTERN LOCAL SCHOOL  
 Financial Report by Fund/SCC

Fund #	Fund Description	FYTD Receipts	MTD Expenditures	FYTD Expenditures	Current Fund Balance	Current Encumbrances	Unencumbered Fund Balance	Bank Code
200 9205	NATIONAL HONOR SOCIETY 824.44	0.00	375.00	0.00	619.00	580.44	195.00	385.44 1
200 9207	ACHIEVEMENT THRU TEAMWORK 882.26	0.00	0.00	0.00	214.25	668.01	0.00	668.01
200 9208	Spanish Club 0.00	0.00	245.00	0.00	0.00	245.00	0.00	245.00
200 9210	SPIRIT CLUB 1,098.55	814.25	1,834.25	0.00	981.00	1,951.80	0.00	1,951.80
200 9215	LAND LAB 264.28	0.00	0.00	0.00	0.00	264.28	0.00	264.28
200 9216	MIAMI VIEW MIDDLE SCHOOL STUDENT COUNCIL 7,041.97	295.64	1,600.55	37.00-	1,405.94	7,236.58	221.00	7,015.58 1
200 9217	Jr. High Student Council 4,311.17	300.00	615.00	0.00	0.00	4,926.17	0.00	4,926.17
200 9222	S.A.D.D. CASH 206.74	0.00	0.00	0.00	0.00	206.74	0.00	206.74
200 9225	H2O HELP TO OTHERS 1,060.87	0.00	0.00	0.00	0.00	1,060.87	0.00	1,060.87
200 9226	Art Club 1,619.89	0.00	0.00	0.00	0.00	1,619.89	0.00	1,619.89
300 0000	STUDENT PARTICIPATION FEES 0.00	0.00	0.00	0.00	327.82	327.82-	84.00	411.82-
300 9302	BAND 4,263.48	0.00	5,529.00	0.00	0.00	9,792.48	0.00	9,792.48
300 9303	CHEERLEADERS - HI SCHOOL 804.38	201.00	14,343.76	270.00	14,059.87	1,088.27	911.00	177.27
300 9304	CHOIR - HI SCHOOL 730.43	0.00	0.00	0.00	0.00	730.43	0.00	730.43
300 9305	DRAMA - HI SCHOOL 7,748.85	2,258.00	3,537.00	788.00	1,188.00	10,097.85	3,166.35	6,931.50
300 9306	Bowling Club 1,171.77-	81.00	1,999.00	895.00	2,525.00	1,697.77-	1,336.14	3,033.91-

Date: 03/01/2017  
 Time: 9:31 pm

SOUTHEASTERN LOCAL SCHOOL  
 Financial Report by Fund/SCC

Fund #	Fund Description	FYTD Receipts	MTD Expenditures	FYTD Expenditures	Current Fund Balance	Current Encumbrances	Unencumbered Fund Balance	Bank Code
300 9308	TROJAN TIMES 1.66	0.00	0.00	0.00	1.66	0.00	1.66	
300 9309	YEARBOOK 1,438.10-	0.00	720.00	0.00	4,351.11-	0.00	4,351.11-	
300 9312	Wrestling Club 1,130.73	0.00	1,430.00	0.00	316.53-	2,535.00	2,851.53-	
300 9313	CHEERLEADERS - MIAMI VIEW 64.29	0.00	1,023.00	0.00	1,470.91-	0.00	1,470.91-	
300 9320	ATHLETICS - HI SCHOOL 20,372.96	11,824.70	68,143.04	8,280.69	52,739.63	35,776.37	18,818.87	16,957.50 1
300 9330	ATHLETICS MIAMI VIEW 6,120.74	1,043.00	13,040.05	350.00	17,969.97	1,190.82	3,437.12	2,246.30- 1
450 9407	SCHOOLNET 0.01	0.00	0.00	0.00	0.01	0.00	0.01	
451 9017	DATA COMM 0.00	0.00	2,700.00	0.00	2,700.00	0.00	0.00	
459 9903	OHIO READS GRANT 300.00	0.00	0.00	0.00	300.00	0.00	300.00	
459 9905	OHIO READS 2,000.00	0.00	0.00	0.00	2,000.00	0.00	2,000.00	
461 9017	VOC ED ENHANCEMENTS 0.00	0.00	3,445.84	496.53	3,942.37	496.53-	0.00	496.53-
499 9014	Early Literacy Grant 7,805.06	0.00	0.00	0.00	7,805.06	0.00	7,805.06	
499 9016	FY16 Parent Mentor Grant 0.00	0.00	2,400.00	0.00	2,400.00	0.00	2,400.00	
499 9017	Parent Mentor Services 0.00	0.00	9,200.00	2,000.00	13,600.00	4,400.00-	11,400.00	15,800.00-
499 9107	Project Lead the Way 0.45	0.00	0.00	0.00	0.45	0.00	0.45	
499 9900	BUILDING INCENTIVE 128.59	0.00	0.00	0.00	128.59	0.00	128.59	

Date: 03/01/2017  
 Time: 9:31 pm

SOUTHEASTERN LOCAL SCHOOL  
 Financial Report by Fund/SCC

Fund #	Fund Description	FYTD Receipts	MTD Expenditures	FYTD Expenditures	Current Fund Balance	Current Encumbrances	Unencumbered Fund Balance	Bank Code
516 9602	TITLE IV-B 2002 0.56	0.00	0.00	0.00	0.56	0.00	0.56	
516 9616	IDEA PART B 3,854.85	0.00	10,973.34	0.00	14,828.19	0.00	0.00	
516 9617	IDEA PART B 0.00	0.00	61,287.25	12,344.32	73,374.93	12,087.68-	0.00	12,087.68-
572 9216	TITLE I 9,697.75	0.00	19,222.80	0.00	28,920.55	0.00	0.00	0.00
572 9217	TITLE I 0.00	0.00	79,168.08	15,269.70	93,782.66	14,614.58-	401.86	15,016.44-
573 9302	TITLE VI-INNOVATIVE 1.00	0.00	0.00	0.00	0.00	1.00	0.00	1.00
590 9017	IMPROVING TCHR QUALITY 0.00	0.00	17,631.30	3,526.26	21,157.56	3,526.26-	0.00	3,526.26-
GRAND TOTALS:								
	6,958,905.33	1,237,413.23	7,179,838.71	791,475.99	6,713,301.74	7,425,442.30	1,187,652.65	6,237,789.65

-- Options Summary --

Output file: CHEKPY.TXT  
Print options page? (Y,N) Y  
Sort options: C  
Check types to select. (D,I,M,P,R,T,W): W,P,R,M  
Print vendor from PO or check. (P,C): P  
Date Selection From: 02/01/2017  
To: 02/28/2017  
Summary or Detail report? (S,D) S  
Single or Double space summary report? (S,D) S  
Include or Exclude the following vendors?(I,E) I

BAT\_CHEKPY executed by SE\_BMCKEE on node MVECA0:: at 1-MAR-2017 21:28:44.73

Date: 03/01/2017  
 Time: 9:28 pm

SOUTHEASTERN LOCAL SCHOOL  
 SORT BY CHECK NUMBER  
 CHECK DATES BETWEEN 02/01/2017 AND 02/28/2017  
 WARRANT, REFUND, MEMO, PAYROLL CHECKS

Page: 1  
 (CHEKPY)

CHECK	TYPE	DATE	VENDOR	VENDOR	STATUS/DATE	BANK CODE	CHECK AMOUNT
094095	W	02/03/2017	AQUA-FALLS GLACIER MOUNTAIN	030172	RECONCILED:02/28/2017		14.19
094096	W	02/03/2017	AMERITECH	010200	RECONCILED:02/28/2017		68.81
094097	W	02/03/2017	Brian Redish	033877	RECONCILED:02/28/2017	1	80.00
094098	W	02/03/2017	BUREAU OF ED & RESEARCH ATTN ACCOUNTS PAYABLE	001752	RECONCILED:02/28/2017		1,125.00
094099	W	02/03/2017	CARDINAL BUS SALES & SERVICE	011859	RECONCILED:02/28/2017		378.98
094100	W	02/03/2017	CHRIS STOKES	032277	RECONCILED:02/28/2017	1	65.00
094101	W	02/03/2017	COMMERCIAL EQUIPMENT	031024	RECONCILED:02/28/2017	1	3,650.00
094102	W	02/03/2017	COUNTRY MINI MART	030851	RECONCILED:02/28/2017		213.00
094103	W	02/03/2017	DARRICK RIGGS	032170	RECONCILED:02/28/2017		39.06
094104	W	02/03/2017	David Pfister	030343		1	65.00
094105	W	02/03/2017	Donald Hammond	034066	RECONCILED:02/28/2017	1	65.00
094106	W	02/03/2017	Edwin Huey	034214	RECONCILED:02/28/2017	1	65.00
094107	W	02/03/2017	B2B Computer Products LLC DBA: ITSavvy	034144	RECONCILED:02/28/2017		568.00
094108	W	02/03/2017	Jacob Rosales	034805	RECONCILED:02/28/2017	1	80.00
094109	W	02/03/2017	JOHN DIETSCH	030115	RECONCILED:02/28/2017	1	80.00
094110	W	02/03/2017	Joseph Singleton	035021	RECONCILED:02/28/2017	1	65.00
094111	W	02/03/2017	Keith Wheatcraft	033581	RECONCILED:02/28/2017	1	60.00
094112	W	02/03/2017	KINCAIDS	006764	RECONCILED:02/28/2017		76.50
094113	W	02/03/2017	Kurt Schooley	035023	RECONCILED:02/28/2017	1	65.00
094114	W	02/03/2017	Kyle Maust	034534	RECONCILED:02/28/2017	1	65.00
094115	W	02/03/2017	Kyle McCullough	033194	RECONCILED:02/28/2017	1	65.00
094116	W	02/03/2017	LaJuanzo Davis	034411	RECONCILED:02/28/2017	1	65.00
094117	W	02/03/2017	LOWE'S LUMBER	007430	RECONCILED:02/28/2017		122.87
094118	W	02/03/2017	Mark Fortman	032518	RECONCILED:02/28/2017	1	65.00
094119	W	02/03/2017	Matthew Mitchell	034550	RECONCILED:02/28/2017	1	80.00
094120	W	02/03/2017	Michael Shah	034856	RECONCILED:02/28/2017	1	80.00
094121	W	02/03/2017	MILLER'S TEXTILE SERVICES	012700	RECONCILED:02/28/2017		102.03
094122	W	02/03/2017	Musician's Friend	034674	RECONCILED:02/28/2017		884.91
094123	W	02/03/2017	Nancy Holt	034684	RECONCILED:02/28/2017		1,000.00
094124	W	02/03/2017	OASSA	010165	RECONCILED:02/28/2017		270.00
094125	W	02/03/2017	OHSAA Tournament c/o SWDAB	034217	RECONCILED:02/28/2017	1	150.00
094126	W	02/03/2017	Pamala Michael	010178	RECONCILED:02/28/2017	1	60.00
094127	W	02/03/2017	PEPSI COLA CO.	010375	RECONCILED:02/28/2017	1	2,031.70
094128	W	02/03/2017	Pro-Copy Technologies	033036	RECONCILED:02/28/2017		2,520.00
094129	W	02/03/2017	Robert Maxson	034218	RECONCILED:02/28/2017	1	65.00
094130	W	02/03/2017	Seth Evans	035009	RECONCILED:02/28/2017	1	40.00
094131	W	02/03/2017	SHOEMAKER'S GROCERY	011900	RECONCILED:02/28/2017	1	17.64
094132	W	02/03/2017	SHOEMAKER'S HOME CENTER	011950	RECONCILED:02/28/2017		210.16
094133	W	02/03/2017	Southwest District Bowling	034239	RECONCILED:02/28/2017		200.00
094134	W	02/03/2017	Therapy Shoppe	033513	RECONCILED:02/28/2017		551.86
094135	W	02/03/2017	Thomas Geyer	032741	RECONCILED:02/28/2017	1	40.00
094136	W	02/03/2017	Tom Lehman	034045	RECONCILED:02/28/2017	1	65.00
094137	W	02/03/2017	Treasurer of State Department of Admin Services	034981	RECONCILED:02/28/2017		60.00
094138	W	02/03/2017	Wilson Sims	034696	RECONCILED:02/28/2017	1	80.00
094139	W	02/08/2017	Kroger Pharmacy	035026	RECONCILED:02/28/2017		150.09
094140	W	02/10/2017	20TH CENTURY TOURS	031423	RECONCILED:02/28/2017		6,000.00
094141	W	02/10/2017	Andersons	033287	RECONCILED:02/28/2017		697.68

Date: 03/01/2017  
 Time: 9:28 pm

SOUTHEASTERN LOCAL SCHOOL  
 SORT BY CHECK NUMBER  
 CHECK DATES BETWEEN 02/01/2017 AND 02/28/2017  
 WARRANT, REFUND, MEMO, PAYROLL CHECKS

Page: 2  
 (CHEKPY)

CHECK	TYPE	DATE	VENDOR	VENDOR	STATUS/DATE	BANK CODE	CHECK AMOUNT
094142	W	02/10/2017	ANGI Kaverman	003211	RECONCILED:02/28/2017		52.90
094143	W	02/10/2017	B&H Photo Video Moses Appel	033088	RECONCILED:02/28/2017	1	57.95
094144	W	02/10/2017	Bakers Locksmithing Services	035024	RECONCILED:02/28/2017		55.00
094145	W	02/10/2017	BOB ROACH	020109	RECONCILED:02/28/2017	1	65.00
094146	W	02/10/2017	Brad Aleshire	034998	RECONCILED:02/28/2017	1	80.00
094147	W	02/10/2017	BUCKEYE ALL GASES	010097	RECONCILED:02/28/2017		18.14
094148	W	02/10/2017	Burleson Law Offices, LLC	033353	RECONCILED:02/28/2017		1,640.00
094149	W	02/10/2017	Byrum's Floor Store LLC	034601	RECONCILED:02/28/2017		612.52
094150	W	02/10/2017	CASEY LEE	032290	RECONCILED:02/28/2017	1	30.00
094151	W	02/10/2017	Cason Roofing, LLC	033141	RECONCILED:02/28/2017		248.55
094152	W	02/10/2017	Cleveland Tank Supply	034878	RECONCILED:02/28/2017		2,000.00
094153	W	02/10/2017	DANNY MAPP	020632		1	55.00
094154	W	02/10/2017	DICK BLICK CO.	001387	RECONCILED:02/28/2017		62.30
094155	W	02/10/2017	Dillon Charney	033867		1	65.00
094156	W	02/10/2017	Florida Fruit Association, Inc	033837	RECONCILED:02/28/2017		4,355.25
094157	W	02/10/2017	Furlow's Consulting LLC	034907	RECONCILED:02/14/2017		2,424.20
094158	W	02/10/2017	Greg Rice	033813	RECONCILED:02/28/2017		19.00
094159	W	02/10/2017	H. W. MANN & SONS	007650	RECONCILED:02/28/2017		336.00
094160	W	02/10/2017	Heather Lee DBA Route 40 Signs	034209	RECONCILED:02/28/2017		55.65
094161	W	02/10/2017	Jacob Rosales	034805	RECONCILED:02/28/2017	1	80.00
094162	W	02/10/2017	James Bland	034014	RECONCILED:02/28/2017	1	40.00
094163	W	02/10/2017	John Lemon	032783		1	30.00
094164	W	02/10/2017	Kelvin Little	033672		1	65.00
094165	W	02/10/2017	Ken Powers	034256	RECONCILED:02/28/2017	1	55.00
094166	W	02/10/2017	KERMIT JONES	030439		1	65.00
094167	W	02/10/2017	MACRAY CO INC.	007480	RECONCILED:02/28/2017		11.00
094168	W	02/10/2017	Mark Fortman	032518	RECONCILED:02/28/2017	1	65.00
094169	W	02/10/2017	Mike Reed	033525	RECONCILED:02/28/2017	1	65.00
094170	W	02/10/2017	MILLER'S TEXTILE SERVICES	012700	RECONCILED:02/28/2017		55.00
094171	W	02/10/2017	Netts Floral Co.	033057	RECONCILED:02/28/2017		50.00
094172	W	02/10/2017	OHIO FFA ASSOCIATION	010152	RECONCILED:02/28/2017		119.00
094173	W	02/10/2017	Phonak US	034713	RECONCILED:02/28/2017		214.39
094174	W	02/10/2017	RIVERSIDE SCORING SERV C/O METRI TECH INC	011305			861.28
094175	W	02/10/2017	Shawn Smith	035025	RECONCILED:02/28/2017	1	40.00
094176	W	02/10/2017	Southern Computer Warehouse	034566	RECONCILED:02/28/2017		3.48
094177	W	02/10/2017	STANTON SHEET MUSIC	012750	RECONCILED:02/28/2017		258.79
094178	W	02/10/2017	STEVEN SCOTT	000026	RECONCILED:02/28/2017	1	40.00
094179	W	02/10/2017	The Ohio State University Greene County Extension	035022	RECONCILED:02/28/2017	1	300.00
094180	W	02/10/2017	Thomas Geyer	032741		1	40.00
094181	W	02/10/2017	TotalFunds By Hasler	033712	RECONCILED:02/28/2017		700.00
094182	W	02/10/2017	VECTREN ENERGY DELIVERY	003350	RECONCILED:02/28/2017		1,108.64
094183	W	02/10/2017	Vision Concept Technology	033566	RECONCILED:02/28/2017		480.00
094184	W	02/10/2017	WILSON PRINTING AND GRAPHICS	031158	RECONCILED:02/28/2017		251.34
094185	W	02/17/2017	CARDINAL BUS SALES & SERVICE	011859	RECONCILED:02/28/2017		151.34
094186	W	02/17/2017	CARRIE Henry	031811	RECONCILED:02/28/2017		531.60
094187	W	02/17/2017	Christopher Clay	034535	RECONCILED:02/28/2017	1	65.00
094188	W	02/17/2017	CLARK COUNTY EDUCATIONAL	002300	RECONCILED:02/28/2017		138.72



Date: 03/01/2017  
 Time: 9:28 pm

SOUTHEASTERN LOCAL SCHOOL  
 SORT BY CHECK NUMBER  
 CHECK DATES BETWEEN 02/01/2017 AND 02/28/2017  
 WARRANT, REFUND, MEMO, PAYROLL CHECKS

Page: 3  
 (CHEKPY)

CHECK	TYPE	DATE	VENDOR	VENDOR	STATUS/DATE	BANK CODE	CHECK AMOUNT
094189	W	02/17/2017	SERVICE CENTER	031777			1,286.13
094190	W	02/17/2017	CLASSROOM DIRECT	032033			261.04
094191	W	02/17/2017	DISCOUNT SCHOOL SUPPLY	034464		1	90.00
094192	W	02/17/2017	FCCLA, Inc.	034028	RECONCILED:02/28/2017		5,446.50
094193	W	02/17/2017	Greenon Local School District	013046	RECONCILED:02/28/2017		61.37
094194	W	02/17/2017	IRA TRAVIS	034144			20.64
			B2B Computer Products LLC				
			DBA: ITSavvy				
094195	W	02/17/2017	Jacob Rosales	034805	RECONCILED:02/28/2017	1	80.00
094196	W	02/17/2017	John Christian	034001	RECONCILED:02/28/2017	1	30.00
094197	W	02/17/2017	JOHN DIETSCH	030115		1	40.00
094198	W	02/17/2017	John Lemon	032783		1	30.00
094199	W	02/17/2017	KINCAIDS	006764	RECONCILED:02/28/2017		66.50
094200	W	02/17/2017	Larry McCrea	034850		1	65.00
094201	W	02/17/2017	MailFinance	033980			285.00
094202	W	02/17/2017	Mark Smith	033850		1	65.00
094203	W	02/17/2017	Michael Shah	034856		1	80.00
094204	W	02/17/2017	MILLER'S TEXTILE SERVICES	012700			101.93
094205	W	02/17/2017	Nancy Holt	034684	RECONCILED:02/28/2017		1,000.00
094206	W	02/17/2017	OAASFEP Conference	032803			475.00
			Attn: Holly Bartholomew				
094207	W	02/17/2017	OHSAA	032261		1	60.00
			Attn: Comptroller, Mr. Todd B				
094208	W	02/17/2017	Riddell/All American Sports Co	034482		1	61.20
094209	W	02/17/2017	Rieck Mechanical Electrical	032731	RECONCILED:02/28/2017		684.93
			Services				
094210	W	02/17/2017	SHOEMAKER'S GROCERY	011900	RECONCILED:02/28/2017	(Multi-bank check)	278.60
094211	W	02/17/2017	Southern Computer Warehouse	034566	RECONCILED:02/28/2017		337.61
094212	W	02/17/2017	SPRINGFIELD ART COUNCIL	012557		1	495.00
094213	W	02/17/2017	Studies Weekly	034124	RECONCILED:02/28/2017		916.30
094214	W	02/17/2017	TUFFY BROOKS SPTG GOODS	013170	RECONCILED:02/28/2017	1	42.50
094215	W	02/17/2017	Unlimited Supplies LLC	035027		1	395.00
094216	W	02/17/2017	Wilson Sims	034696		1	40.00
094217	W	02/17/2017	Xenia Trophy Sports	033938	RECONCILED:02/28/2017		525.00
094218	W	02/17/2017	Xtreme Graphics	035028	RECONCILED:02/28/2017		728.00
094219	W	02/22/2017	BROOKVILLE ATHLETIC DPT	001697	RECONCILED:02/28/2017	1	246.00
			CHRIS BRONNER				
094220	W	02/24/2017	20TH CENTURY TOURS	031423			5,850.00
094221	W	02/24/2017	Anthony Humphrey	033168		1	65.00
094222	W	02/24/2017	AQUA-FALLS GLACIER MOUNTAIN	030172			2.85
094223	W	02/24/2017	Bob Glaser	033189		1	65.00
094224	W	02/24/2017	Chad Violet	034210		1	40.00
094225	W	02/24/2017	CLARK COUNTY EDUCATIONAL	002300	RECONCILED:02/28/2017		77,743.52
			SERVICE CENTER				
094226	W	02/24/2017	DAYTON POWER AND LIGHT COMPANY	032183			5,059.88
094227	W	02/24/2017	De Lage Landen	034335			1,688.00
094228	W	02/24/2017	Deanan Gourmet Popcorn, Inc	034991		1	95.00
094229	W	02/24/2017	Direct Energy Business	034790			2,525.68
			Marketing, LLC				
094230	W	02/24/2017	Emmanuel Christian	034956	RECONCILED:02/28/2017		170.00
094231	W	02/24/2017	Gerald Huff	034701		1	65.00
094232	W	02/24/2017	Joseph Pugh	034966		1	80.00

SOUTHEASTERN LOCAL SCHOOL  
 SORT BY CHECK NUMBER  
 CHECK DATES BETWEEN 02/01/2017 AND 02/28/2017  
 WARRANT, REFUND, MEMO, PAYROLL CHECKS

CHECK	TYPE	DATE	VENDOR	VENDOR	STATUS/DATE	BANK CODE	CHECK AMOUNT
094233	W	02/24/2017	Kevin Kelly	035018			170.72
094234	W	02/24/2017	Seastar Media	034076			60.00
094235	W	02/24/2017	LaComedia Dinner Theater	036469	RECONCILED:02/28/2017	(Multi-bank check)	340.43
094236	W	02/24/2017	Michael Rivera	034856		1	80.00
094237	W	02/24/2017	Michael Shah	012700			55.00
094238	W	02/24/2017	MILLER'S TEXTILE SERVICES	034330			68.26
094239	W	02/24/2017	Pat Catan's	033036			79.51
094240	W	02/24/2017	Pro-Copy Technologies	020510	RECONCILED:02/28/2017	1	561.29
094241	W	02/24/2017	RANDY DELANEY	034566			423.78
094242	W	02/24/2017	Southern Computer Warehouse	000200		(Multi-bank check)	105.00
094243	W	02/24/2017	TERMINIX INTERNATIONAL CO.,THE	033513			254.03
094244	W	02/24/2017	Therapy Shoppe	032741		1	40.00
094245	W	02/24/2017	Thomas Geyer	035001			6.83
094246	W	02/24/2017	Time Warner Cable-SWO Division	001697	RECONCILED:02/28/2017	1	318.00
094247	W	02/24/2017	BROOKVILLE ATHLETIC DPT	033881	RECONCILED:02/28/2017	1	870.00
094248	W	02/28/2017	CHRIS BRONNER	033881		1	1,020.00
992542	C	02/03/2017	SWDAB	900005	RECONCILED:02/28/2017	(Multi-bank check)	215,751.26
992543	M	02/03/2017	c/o Jeff Sakel, Troy HS	900042			3,305.84
992544	M	02/21/2017	SECURITY NATIONAL BANK	900052		(Multi-bank check)	83,326.93
992545	M	02/21/2017	EPC-Self-Funded Medical Plan	900053		(Multi-bank check)	4,738.19
992546	M	02/21/2017	EPC Dental/Vision Benefit Plan	900054		(Multi-bank check)	1,267.65
992547	M	02/21/2017	Dental Plan	900055		(Multi-bank check)	358.50
992548	M	02/21/2017	EPC-Dental/Vision Benefit Plan	900005		(Multi-bank check)	4,524.72
992550	M	02/03/2017	Vision Plan	900002			287.85
992551	M	02/03/2017	Sun Life Assurance	900001			1,636.74
992552	C	02/17/2017	Company of Canada	900005	RECONCILED:02/28/2017	(Multi-bank check)	213,905.58
992553	M	02/17/2017	PAYROLL	900005		(Multi-bank check)	4,483.33
992554	M	02/17/2017	RETIREMENT SERS	900002			287.85
992555	M	02/17/2017	RETIREMENT STRS	900001			1,636.74
992556	M	02/24/2017	FOUNDATION	900014		(Multi-bank check)	121,978.98
992557	M	02/28/2017	SECURITY NATIONAL BANK	900042			100.00
V VOIDED CHECKS			0	CHECK TOTALS		0.00	
R RECONCILED CHECKS			108	CHECK TOTALS		559,536.63	
W WARRANT CHECKS			154	CHECK TOTALS		152,876.55	
M MEMO CHECKS			13	CHECK TOTALS		227,933.32	
B REFUND CHECKS			0	CHECK TOTALS		0.00	
I INVESTMENT CHECKS			0	CHECK TOTALS		0.00	
T TRANSFER CHECKS			0	CHECK TOTALS		0.00	
D DISTRIBUTION CHECKS			0	CHECK TOTALS		0.00	
C PAYROLL CHECKS			2	CHECK TOTALS		429,656.84	
MISSING CHECKS			0				
** TOTAL CHECKS (LESS VOIDED)			169	** TOTAL NET		810,466.71	
*** TOTAL CHECKS WRITTEN			169	*** GRAND TOTALS		810,466.71	