

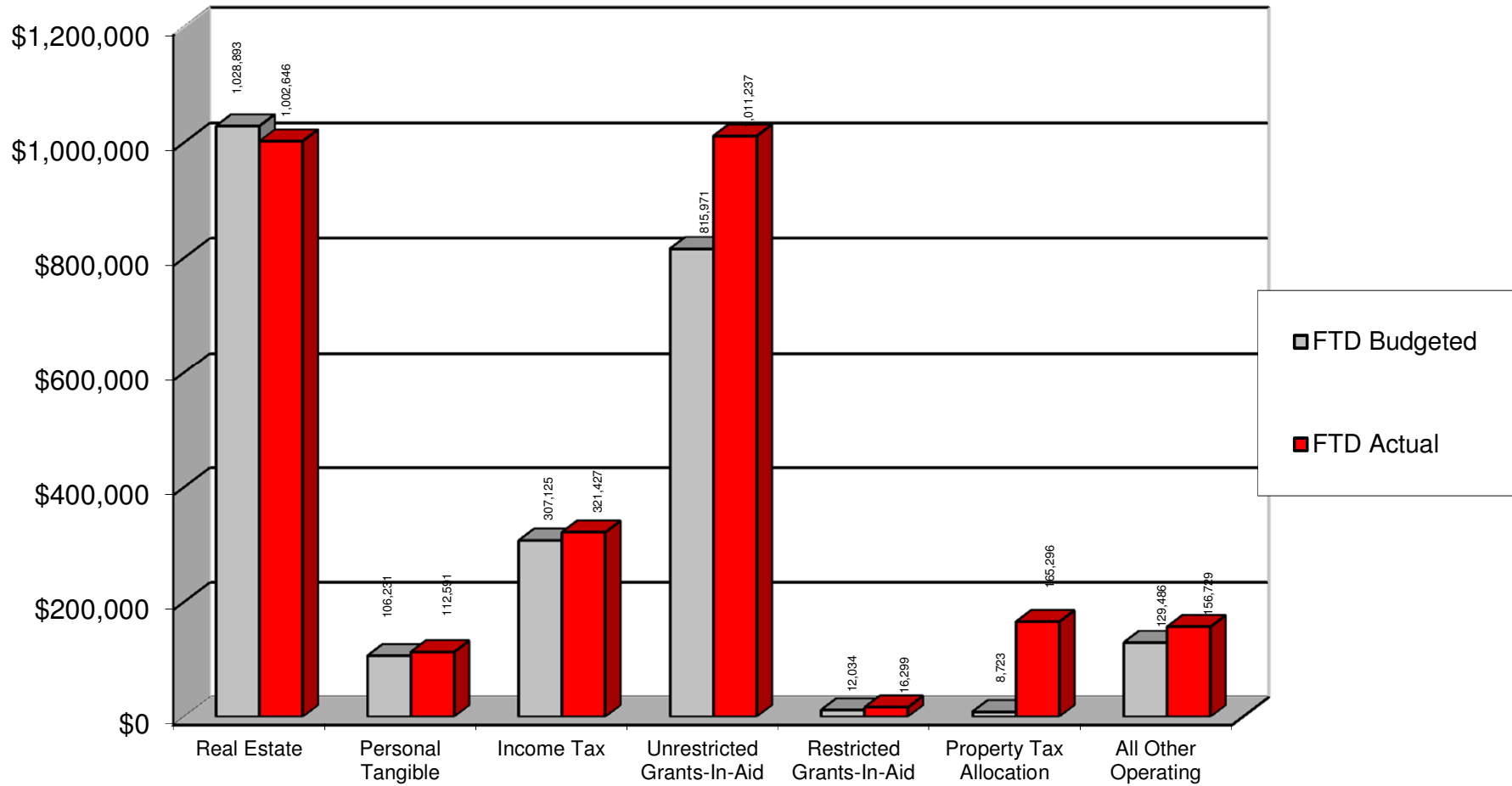
SOUTHEASTERN LOCAL SCHOOL DISTRICT

FINANCIAL REPORT

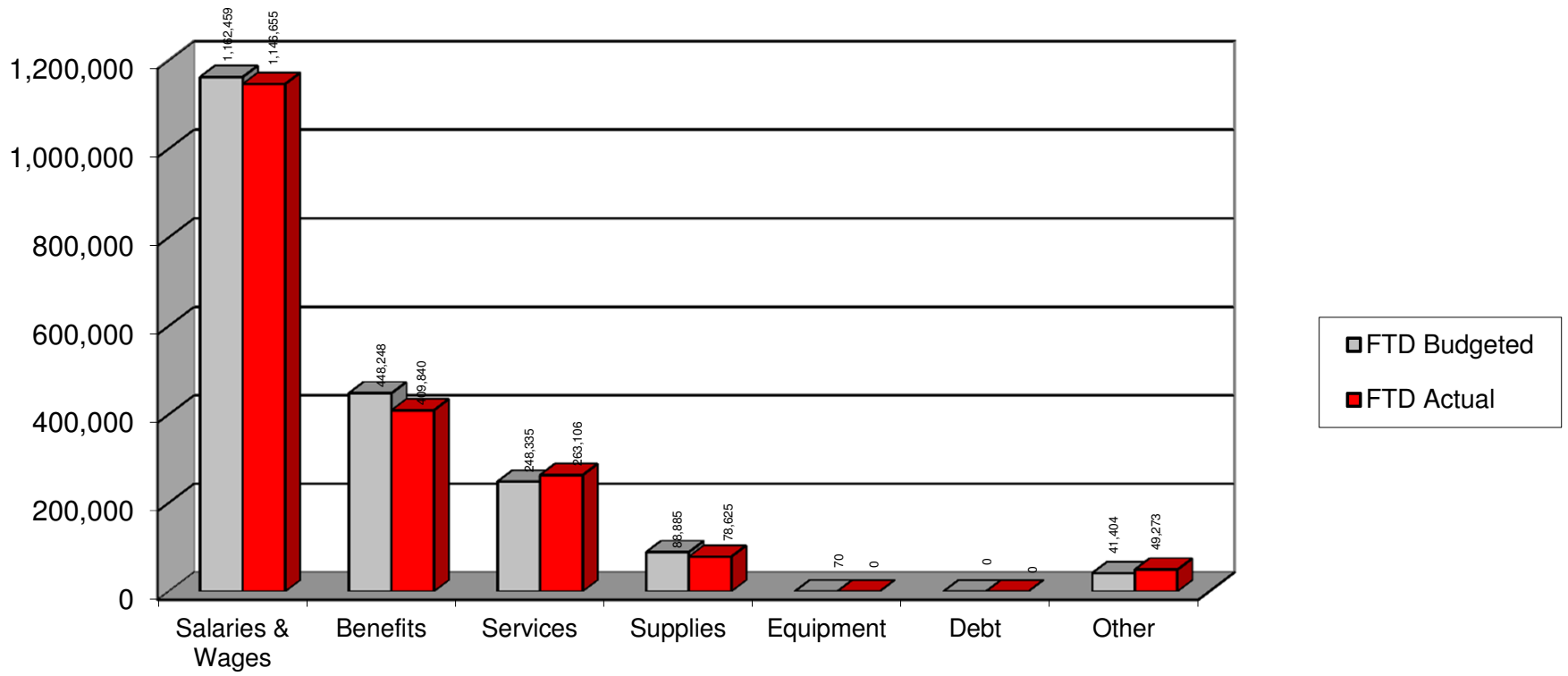
09/30/2016



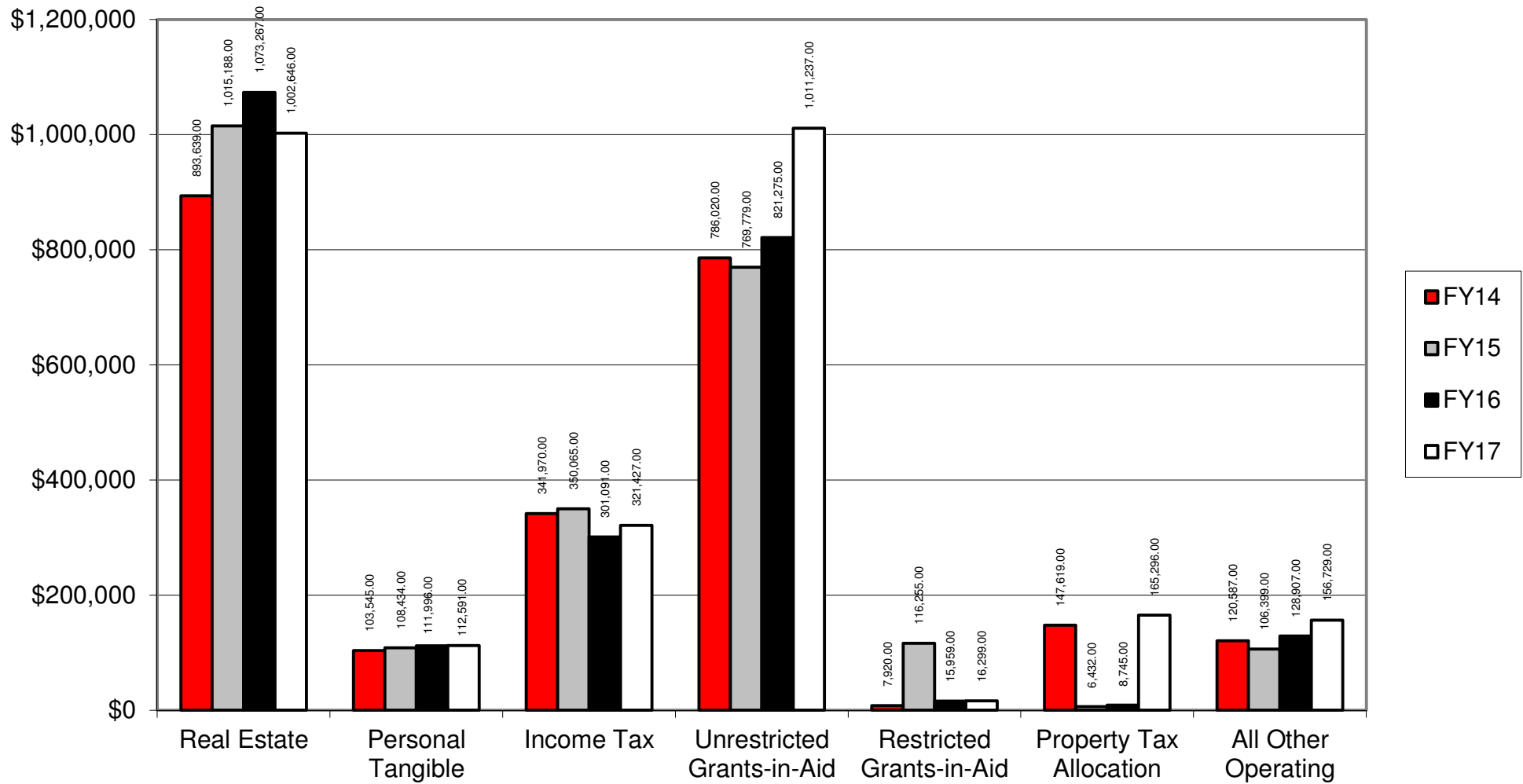
FTD BUDGETED vs. FTD ACTUAL



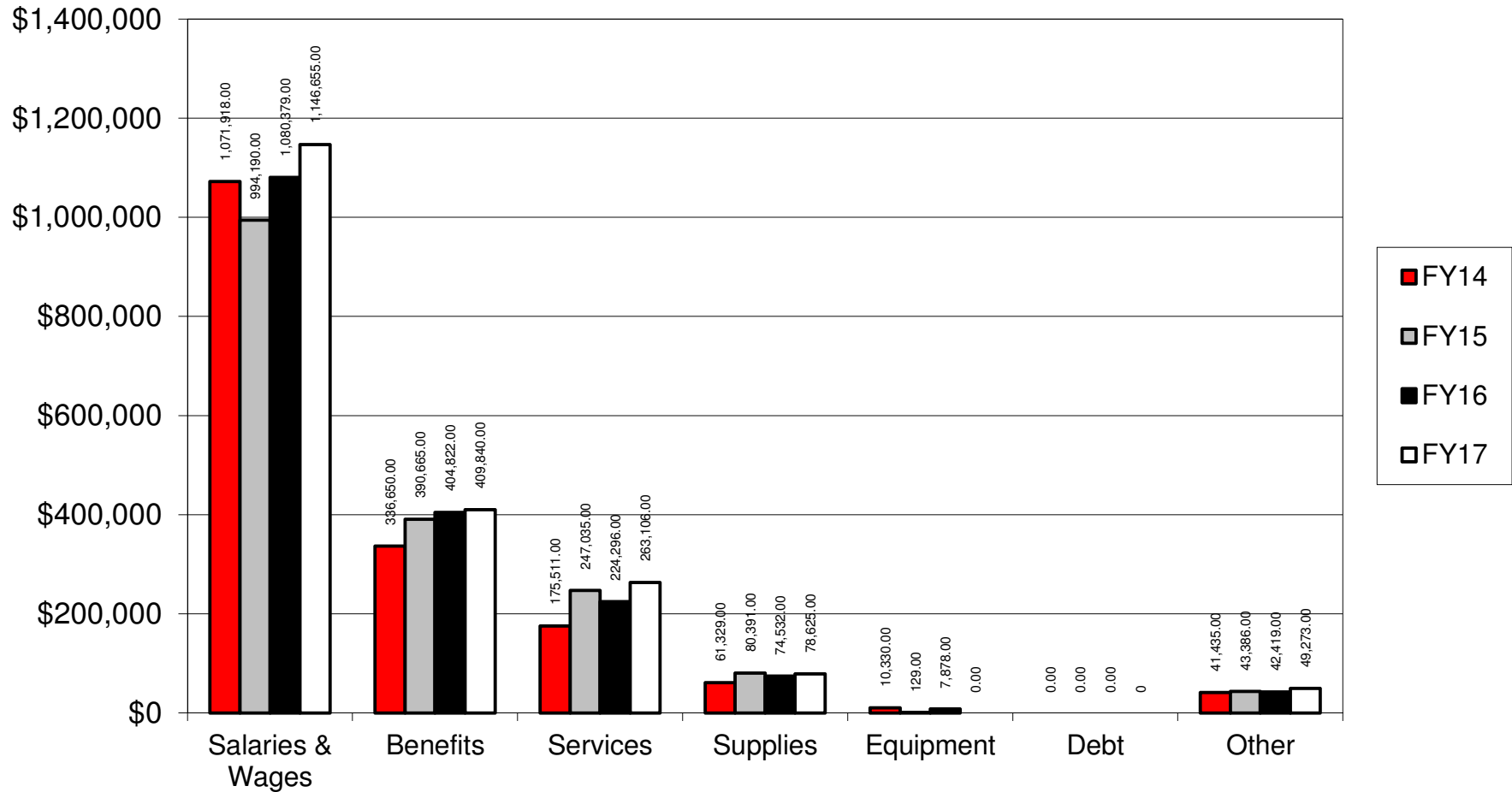
FTD BUDGETED vs. FTD ACTUAL



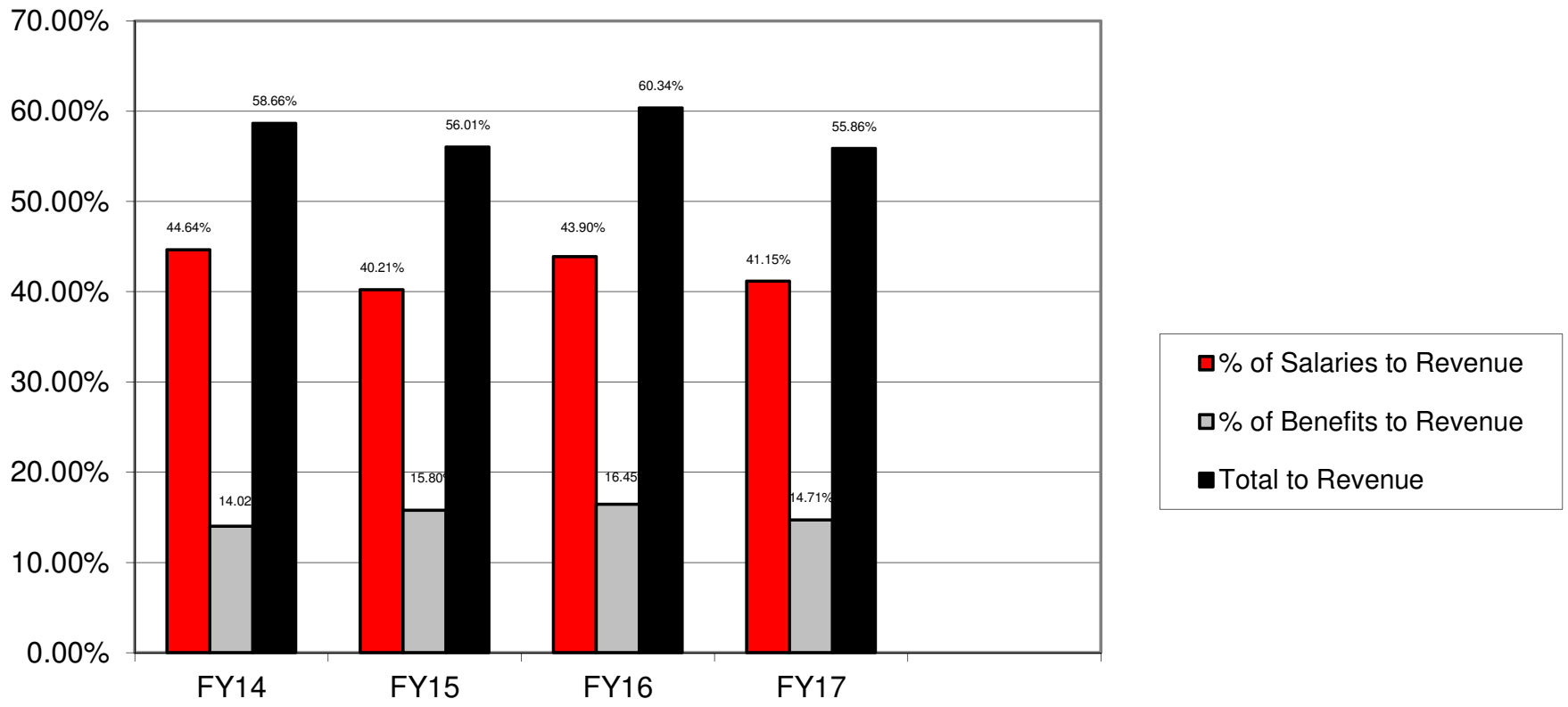
HISTORICAL REVENUE



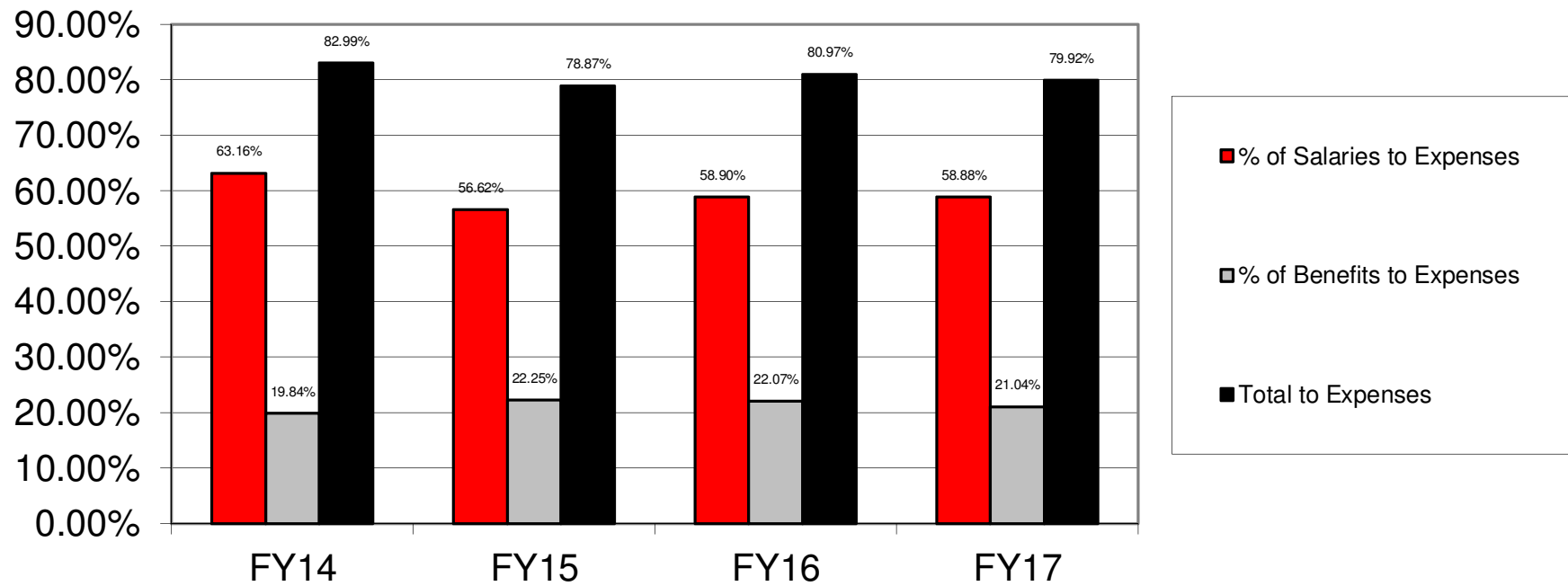
HISTORICAL EXPENDITURES



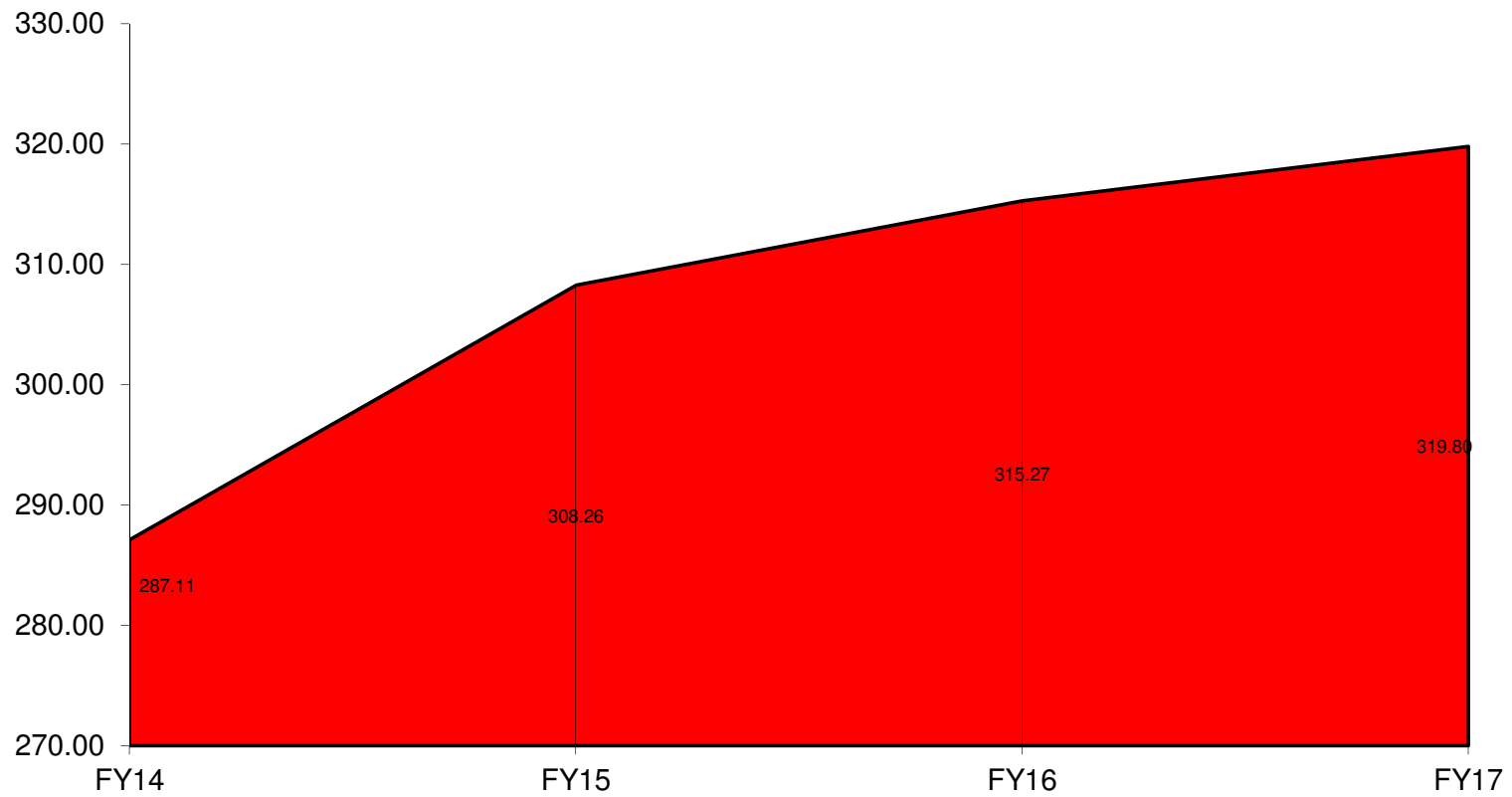
% OF SALARIES AND BENEFITS TO REVENUE



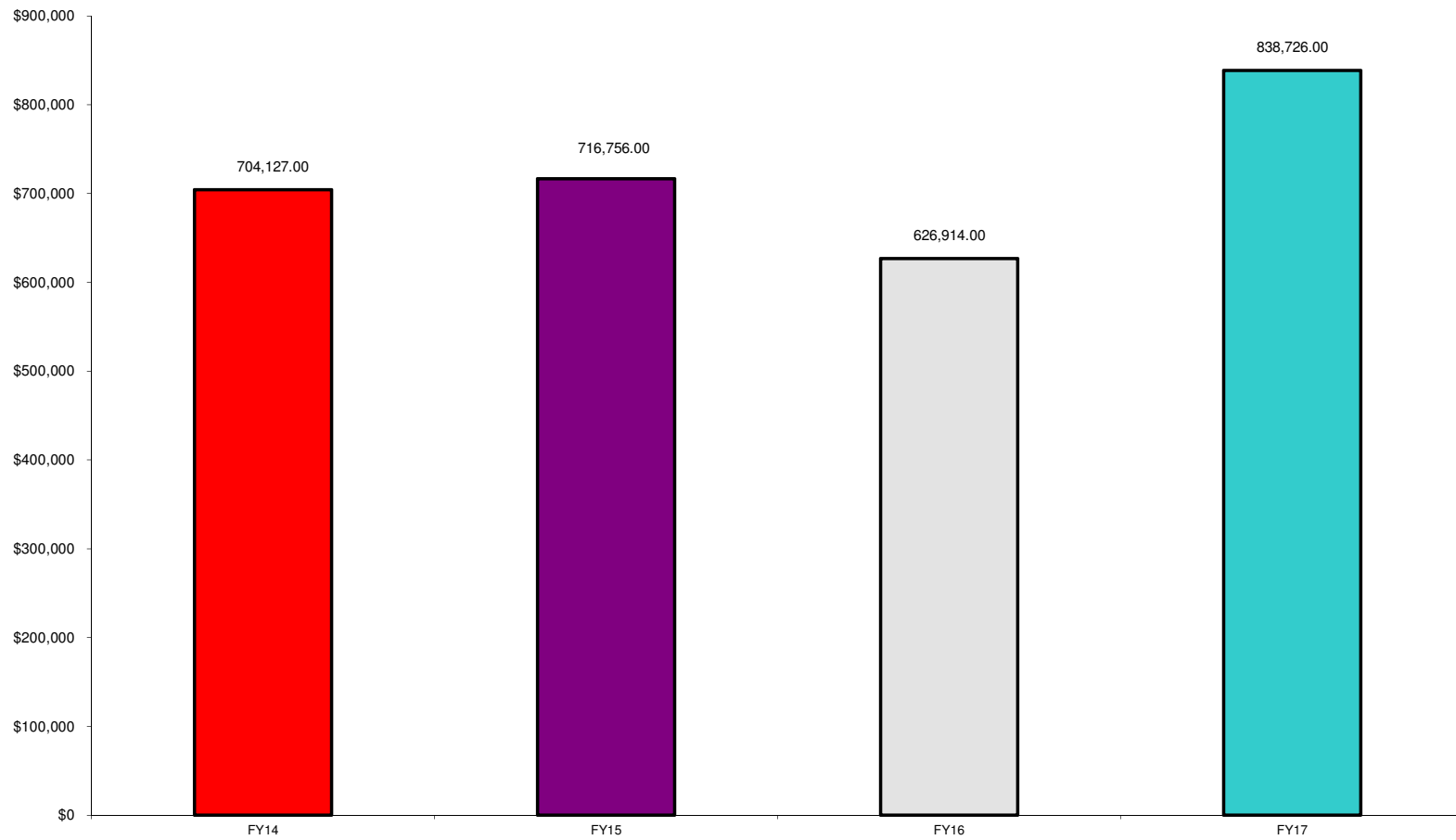
% OF SALARIES AND BENEFITS TO EXPENDITURES



Days of Operating Cash



SURPLUS/DEFICIT



**MONTHLY BUDGET VARIANCE
SOUTHEASTERN LOCAL SCHOOLS**

	FTD Budgeted	FTD Actual	Variance	Percentage Variance	MTD Budgeted	MTD Actual	Variance	Percentage Variance
REVENUE								
General Property (Real Estate)	\$1,028,893	\$1,002,646	(\$26,247)	-2.55%	\$0	\$0	\$0	-
Tangible Personal Property	106,231	112,591	6,360	5.99%	0	0	0	-
Income Tax	307,125	321,427	14,302	4.66%	0	0	0	-
Unrestricted Grants-In-Aid	815,971	1,011,237	195,266	23.93%	250,808	332,379	81,571	32.52%
Restricted Grants-In-Aid	12,034	16,299	4,265	35.44%	3,699	5,432	1,733	46.85%
Restricted Grants-In-Aid - SFSF	0	0	0	-	0	0	0	-
Property Tax Allocation	8,723	165,296	156,573	1794.94%	8,723	165,296	156,573	1794.94%
All Other Operating Revenue	129,486	156,729	27,243	21.04%	44,281	37,828	(6,453)	-14.57%
TOTAL REVENUE	\$2,408,463	\$2,786,225	\$377,762	15.68%	\$307,511	\$540,935	\$233,424	75.91%
EXPENDITURES								
Salaries & Wages	\$1,162,459	\$1,146,655	\$15,804	-1.36%	\$383,199	\$412,462	(\$29,263)	7.64%
Benefits	448,248	409,840	38,408	-8.57%	157,373	154,250	3,123	-1.98%
Services	248,335	263,106	(14,771)	5.95%	74,461	84,591	(\$10,130)	13.60%
Supplies	88,885	78,625	10,260	-11.54%	21,546	33,922	(12,376)	57.44%
Equipment	70	0	70	-	0	0	\$0	-
Debt	0	0	0	-	0	0	0	-
Other	41,404	49,273	(7,869)	19.01%	2,060	7,184	(5,124)	248.74%
TOTAL EXPENSES	\$1,989,401	\$1,947,499	\$41,902	-2.11%	\$638,639	\$692,409	(\$53,770)	8.42%
SURPLUS/DEFICIT	\$419,062	\$838,726	\$419,664	100.14%	(\$331,128)	(\$151,474)	\$179,654	-54.26%
OTHER USES/SOURCES								
Transfers/Advances In	291,995	291,995	0	0.00%	0	0	0	-
Transfers/Advances Out	0	0	0	-	0	0	0	-
All Other Financing Sources/(Uses)	0	142,806	142,806	-	0	0	\$0	-
NET SOURCES/USES	291,995	434,801	142,806	48.91%	0	0	0	-
BEGINNING CASH	\$6,410,826	\$6,590,282	\$179,456	2.80%	\$7,453,011	\$8,015,283	\$562,272	7.54%
ENDING CASH	\$7,121,883	\$7,863,809	\$741,926	10.42%	\$7,121,883	\$7,863,809	\$741,926	10.42%
ENCUMBRANCES	\$611,878	\$1,094,041	\$482,163	78.80%	\$611,878	\$1,094,041	\$482,163	78.80%
UNENCUMBERED CASH	\$6,510,005	\$6,769,768	\$259,763	3.99%	\$6,510,005	\$6,769,768	\$259,763	3.99%

**HISTORICAL COMPARISON BY OBJECT
SOUTHEASTERN LOCAL SCHOOLS**

	FY 14 7/13-09/13	FY 15 7/14-09/14	% of Change	FY 16 7/15-09/15	% of Change	FY 17 7/16-09/16	% of Change
REVENUE							
General Property (Real Estate)	\$893,639	\$1,015,188	13.60%	\$1,073,267	5.72%	\$1,002,646	-6.58%
Tangible Personal Property	103,545	108,434	4.72%	111,996	3.28%	112,591	0.53%
Income Tax	341,970	350,065	2.37%	301,091	-13.99%	321,427	6.75%
Unrestricted Grants-in-Aid	786,020	769,779	-2.07%	821,275	6.69%	1,011,237	23.13%
Restricted Grants-in-Aid	7,920	116,255	1367.87%	15,959	-86.27%	16,299	2.13%
Restricted Grants-in-Aid - SFSF	0	0	-	0	-	0	-
Property Tax Allocation	147,619	6,432	-95.64%	8,745	35.96%	165,296	1790.18%
All Other Operating Revenue	120,587	106,399	-11.77%	128,907	21.15%	156,729	21.58%
TOTAL REVENUE	\$2,401,300	\$2,472,552	2.97%	\$2,461,240	-0.46%	\$2,786,225	13.20%
EXPENDITURES							
Salaries & Wages	1,071,918	994,190	-7.25%	1,080,379	8.67%	1,146,655	6.13%
Benefits	336,650	390,665	16.04%	404,822	3.62%	409,840	1.24%
Services	175,511	247,035	40.75%	224,296	-9.20%	263,106	17.30%
Supplies	61,329	80,391	31.08%	74,532	-7.29%	78,625	5.49%
Equipment	10,330	129	-98.75%	7,878	6006.98%	0	-100.00%
Debt	0	0	-	0	-	0	-
Other	41,435	43,386	4.71%	42,419	-2.23%	49,273	16.16%
TOTAL EXPENDITURES	\$1,697,173	\$1,755,796	3.45%	\$1,834,326	4.47%	\$1,947,499	6.17%
SURPLUS/DEFICIT	704,127	716,756	1.79%	626,914	-12.53%	838,726	33.79%
OTHER SOURCES/USES							
Advances/Transfers In	215,947	242,939	12.50%	279,051	14.86%	291,995	4.64%
Advances/Transfers Out	0	0	-	1,000	-	0	-100.00%
All Other Financing Sources	0	1,054	-	0	-100.00%	142,806	-
Debt Service	0	0	-	0	-	0	-
NET SOURCES/USES	215,947	243,993	12.99%	278,051	13.96%	434,801	56.37%
BEGINNING CASH	\$5,366,319	\$5,516,278	2.79%	\$5,988,692	8.56%	\$6,590,282	10.05%
ENDING CASH	\$6,286,393	\$6,477,027	3.03%	\$6,893,657	6.43%	\$7,863,809	14.07%
ENCUMBRANCES	989,958	594,056	-39.99%	\$607,609	2.28%	\$1,094,041	80.06%
UNENCUMBERED CASH	\$5,296,435	\$5,882,971	11.07%	\$6,286,048	6.85%	\$6,769,768	7.70%
% of Salaries to Revenue	44.64%	40.21%		43.90%		41.15%	
% of Benefits to Revenue	14.02%	15.80%		16.45%		14.71%	
Total to Revenue	58.66%	56.01%		60.34%		55.86%	
Days of Operating Cash	287.11	308.26		315.27		319.80	

Southeastern Local Schools
Clark County, Ohio

General Fund Financial History/Projection

9/30/2016

Percent of Fiscal Year Complete

25.00%

	2016-17 Projection	2016-17 FYTD Actual	FYTD %
REVENUE			
General Property (Real Estate)	\$2,355,841.00	\$1,002,646.00	42.56%
Tangible Personal Property	\$217,885.00	\$112,591.00	51.67%
Income Tax	\$1,000,615.00	\$321,427.00	32.12%
Unrestricted Grants-in-Aid	\$3,793,678.00	\$1,011,237.00	26.66%
Restricted Grants-in-Aid	\$55,947.00	\$16,299.00	29.13%
Restricted Grants-in-Aid - SFSF	\$0.00	\$0.00	#DIV/0!
Property Tax Allocation	\$371,237.00	\$165,296.00	44.53%
All Other Operating Revenue	\$547,375.00	\$156,729.00	28.63%
TOTAL	\$8,342,578.00	\$2,786,225.00	33.40%
EXPENDITURES			
Salaries & Wages	\$4,915,995.00	\$1,146,655.00	23.32%
Benefits	\$1,792,176.00	\$409,840.00	22.87%
Services	\$1,476,546.00	\$263,106.00	17.82%
Supplies	\$224,814.00	\$78,625.00	34.97%
Equipment	\$5,051.00	\$0.00	0.00%
Debt	\$0.00	\$0.00	#DIV/0!
Other	\$117,929.00	\$49,273.00	41.78%
TOTAL	\$8,532,511.00	\$1,947,499.00	22.82%
SURPLUS/(DEFICIT)	(\$189,933.00)	\$838,726.00	

Southeastern Local Schools
Explanation of Checks Over \$5,000

09/01/2016 - 09/30/2016

Check #	Vendor Name	Amount	Explanation
063362	ING Life Insurance & Annuity Company	\$25,483.99	Retirement Annuity payouts
063389	School Employees Retirement System	\$24,511.56	FY16 SERS Surcharge
063190	Traditions LLC	\$9,650.00	Paint window panels at High School
063423	Clark County ESC	\$18,289.65	ED/Autisum Unit
063428	Dayton Power & Light	\$5,633.75	Monthly Electricity
063476	Sterling Paper	\$6,735.96	Paper supply for year for both buildings
992443	Payroll	\$204,619.41	Payroll for September 2, 2016
992455	UHC	\$86,188.46	September Health Insurance Payment
992459	Payroll	\$214,940.48	Payroll for Septebmer 20, 2016
992467	Foundation	\$113,124.47	County Board, STRS/SERS, Community Schools, Open Enrollment, ect...

-- Options Summary --

Output file SM2M.TXT
Print options page? (Y,N) Y
Report heading SM2 September 30, 2016
Fiscal Year 2017
Beginning Month: 09
Ending Month: 09

BAT_SM2M executed by SE_BMCKEE on node MVECA0:: at 5-OCT-2016 21:27:07.04

DATE: 10/05/2016
 TIME: 21:27:07

FORM SM-2
 OHIO DEPARTMENT OF EDUCATION - OFFICE OF SCHOOL MANAGEMENT ASSISTANCE
 ANNUAL SPENDING PLAN (CURRENT OPERATION - GENERAL FUND ONLY - O.R.C. 5705.391)

PAGE: 1

SCHOOL DISTRICT: SOUTHEASTERN LOCAL SCHOOL

IRN # 046276 COUNTY: CLARK
 SM2 September 30, 2016

FISCAL YEAR: 2017 MONTH: 09

	MONTHLY ESTIMATE	MONTHLY ACTUAL	MONTHLY DIFFERENCE	FISCAL YTD ESTIMATE	FISCAL YTD ACTUAL	FISCAL YTD DIFFERENCE
REVENUES						
01.010 General Property (Real Estate)	0	0	0	0	1,002,646	1,002,646
01.020 Tangible Personal Property Tax	0	0	0	0	112,591	112,591
01.030 Income Tax	0	0	0	0	321,427	321,427
01.035 Unrestricted Grants-in-Aid	0	332,379	332,379	0	1,011,237	1,011,237
01.040 Restricted Grants-in-Aid	0	5,432	5,432	0	16,299	16,299
01.045 Restricted Grants-in-Aid - SFSF	0	0	0	0	0	0
01.050 Property Tax Allocation	0	165,296	165,296	0	165,296	165,296
01.060 All Other Operating Revenue	0	37,828	37,828	0	156,729	156,729
01.070 Total Revenue	0	540,935	540,935	0	2,786,225	2,786,225
OTHER FINANCING SOURCES						
02.010 Proceeds from Sale of Notes	0	0	0	0	0	0
02.020 State Emergency Loans & Advancements (Approved)	0	0	0	0	0	0
02.040 Operating Transfers-In	0	0	0	0	0	0
02.050 Advances-In	0	0	0	0	291,995	291,995
02.060 All Other Financing Sources	0	0	0	0	142,806	142,806
02.070 Total Other Financing Sources	0	0	0	0	434,801	434,801
02.080 Total Revenues and Other Financing Sources	0	540,935	540,935	0	3,221,026	3,221,026
EXPENDITURES						
03.010 Personal Services	0	412,462	412,462	0	1,146,655	1,146,655
03.020 Employees' Retirement/Insurance Benefits	0	154,250	154,250	0	409,840	409,840
03.030 Purchased Services	0	84,591	84,591	0	263,106	263,106
03.040 Supplies and Materials	0	33,922	33,922	0	78,625	78,625
03.050 Capital Outlay	0	0	0	0	0	0
03.060 Intergovernmental	0	0	0	0	0	0
04.010 Debt Service: All Principal (Historical)	0	0	0	0	0	0
04.020 Debt Service: Principal - Notes	0	0	0	0	0	0
04.030 Debt Service: Principal - State Loans	0	0	0	0	0	0
04.040 Debt Service: Principal - State Advancements	0	0	0	0	0	0
04.050 Debt Service: Principal - HB 264 Loans	0	0	0	0	0	0
04.055 Debt Service: Principal - Other	0	0	0	0	0	0
04.060 Debt Service: Interest and Fiscal Charges	0	0	0	0	0	0
04.300 Other Objects	0	7,184	7,184	0	49,273	49,273
04.500 Total Expenditures	0	692,409	692,409	0	1,947,499	1,947,499
OTHER FINANCING USES						
05.010 Operating Transfers - Out	0	0	0	0	0	0
05.020 Advances - Out	0	0	0	0	0	0
05.030 All Other Financing Uses	0	0	0	0	0	0
05.040 Total Other Financing Uses	0	0	0	0	0	0
05.050 Total Expenditure and Other Financing Uses	0	692,409	692,409	0	1,947,499	1,947,499
06.010 Excess Rev & Oth Financing Sources over(under) Exp &	0	151,474-	151,474-	0	1,273,527	1,273,527
07.010 Beginning Cash Balance	0	8,015,283	8,015,283	0	6,590,282	6,590,282
07.020 Ending Cash Balance	0	7,863,809	7,863,809	0	7,863,809	7,863,809
08.010 Outstanding Encumbrances	0	1,094,041	1,094,041	0	1,094,041	1,094,041

-- Options Summary --

Summary or Detail Report? (S,D) D
Output file: FINSUMM.TXT
Type: CSV
Print options page? (Y,N) Y
Generate FINDET report for comparison? (Y,N) Y
Sort options: FS
Include future encumbrance amounts? (Y,N) N
Include accounts with zero amounts? (Y,N) N
Include accounts which are no longer active? (Y,N,I) Y

BAT_FINSUM executed by SE_BMCKEE on node MVECA0:: at 5-OCT-2016 20:37:35.06

Date: 10/05/2016
 Time: 8:37 pm

SOUTHEASTERN LOCAL SCHOOL
 Financial Report by Fund/SCC

Fund #	Fund Description	FYTD	MTD	FYTD	Current	Current	Unencumbered	Bank
Begin	MTD Receipts	Receipts	Expenditures	Expenditures	Fund Balance	Encumbrances	Fund Balance	Code
001 0000	CASH CONTROL - GENERAL FUND							
6,487,444.73	540,935.42	3,221,026.78	692,409.30	1,947,498.23	7,760,973.28	1,094,041.43	6,666,931.85	
001 9412	GENERAL SET ASIDE (5%)							
102,837.52	0.00	0.00	0.00	0.00	102,837.52	0.00	102,837.52	
003 0000	GENERAL INTEREST							
1,075,699.60	3,192.28	18,570.49	0.00	579.00	1,093,691.09	0.00	1,093,691.09	
003 9001	PERMANENT IMPROVEMENT VOTED							
835,524.38-	14,985.09	104,740.54	10,900.61	117,254.31	848,038.15-	286,256.19	1,134,294.34-	
003 9003	AUDITORIUM RENOVATION							
848.38	0.00	0.00	0.00	0.00	848.38	0.00	848.38	
006 0000	LUNCHROOM CASH CONTROL							
22,372.09-	15,486.69	22,549.07	19,270.81	321,834.88	321,657.90-	197,702.94	519,360.84-	1
006 9017	Children's Hunger Alliance							
0.00	0.00	2,000.00	0.00	0.00	2,000.00	583.83	1,416.17	
018 9081	PRINCIPAL'S SUPPORT - MIAMI VIEW							
1,970.75	0.00	0.00	0.00	0.00	1,970.75	0.00	1,970.75	1
018 9082	PRINCIPAL'S SUPPORT - HIGH SCHOOL							
4,302.25-	725.00	725.00	0.00	7,859.26	11,436.51-	1,250.00	12,686.51-	1
018 9281	MIDDLE SCHOOL PRINCIPAL'S SUPPORT							
2,331.50	5,336.00	6,348.00	0.00	0.00	8,679.50	2,692.98	5,986.52	
019 9091	MIAMI VIEW WORKROOM/LOUNGE							
136.84	0.00	76.53	0.00	0.00	213.37	0.00	213.37	1
019 9092	TEACHER'S LOUNGE - HIGH SCHOOL							
537.01	0.00	39.38	0.00	0.00	576.39	3.98	572.41	
022 9012	Wellness Incentive							
7,993.85	0.00	0.00	0.00	0.00	7,993.85	0.00	7,993.85	
022 9013	Julia Salyers Memorial Fund							
365.00	0.00	0.00	0.00	0.00	365.00	0.00	365.00	
022 9014	Jerry South Memorial Fund							
397.84	0.00	0.00	0.00	0.00	397.84	0.00	397.84	
022 9081	PRINCIPAL'S FUND/STAFF RECOGNITION							
405.49-	0.00	0.00	0.00	0.00	405.49-	0.00	405.49-	

Date: 10/05/2016
 Time: 8:37 pm

SOUTHEASTERN LOCAL SCHOOL
 Financial Report by Fund/SCC

Fund #	Fund Description	FYTD Receipts	MTD Expenditures	FYTD Expenditures	Current Fund Balance	Current Encumbrances	Unencumbered Fund Balance	Bank Code	
022 9082	PRINCIPAL'S FUND/STAFF RECOGNITION	1,600.17	0.00	52.71	0.00	50.69	1,602.19	0.00	1,602.19
022 9208	2008 Section 125	0.00	0.00	174.65	0.00	0.00	174.65	0.00	174.65
022 9281	PRINCIPAL'S FUND/STAFF RECOGNITION	3,806.92-	0.00	0.00	0.00	766.00	4,572.92-	400.00	4,972.92-
027 0000	BWC Distribution Account	50,418.68	3,371.65	9,588.70	0.00	18,272.47	41,734.91	0.00	41,734.91
200 9013	Class of 2013	816.46	0.00	0.00	0.00	0.00	816.46	0.00	816.46
200 9014	Class of 2014	250.00	0.00	0.00	0.00	0.00	250.00	0.00	250.00
200 9015	Class of 2015	187.01	0.00	0.00	0.00	0.00	187.01	0.00	187.01
200 9016	Class of 2016	693.57	0.00	0.00	0.00	311.60	381.97	0.00	381.97
200 9017	Class of 2017	1,935.53	0.00	0.00	10.47	10.47	1,925.06	260.65	1,664.41
200 9018	Class of 2018	2,565.53	1,665.00	1,665.00	0.00	0.00	4,230.53	445.00	3,785.53
200 9019	Class of 2019	805.83-	0.00	0.00	0.00	0.00	805.83-	0.00	805.83-
200 9020	Class of 2020	366.87	0.00	0.00	0.00	0.00	366.87	0.00	366.87
200 9201	FUTURE FARMERS OF AMERICA	3,456.11	985.00	1,037.00	0.00	60.00	4,433.11	5,397.00	963.89-
200 9202	FAMILIES CAREERS & COMMUNITY LEADERS OF AMERI	3,423.51	2,270.00	2,270.00	643.79	643.79	5,049.72	1,159.05	3,890.67 1
200 9203	FUTURE EDUCATORS OF AMERICA	119.74	0.00	0.00	0.00	0.00	119.74	0.00	119.74
200 9205	NATIONAL HONOR SOCIETY	824.44	0.00	0.00	234.00	619.00	205.44	195.00	10.44 1

Date: 10/05/2016
 Time: 8:37 pm

SOUTHEASTERN LOCAL SCHOOL
 Financial Report by Fund/SCC

Fund #	Fund Description	FYTD Receipts	MTD Expenditures	FYTD Expenditures	Current Fund Balance	Current Encumbrances	Unencumbered Fund Balance	Bank Code
200 9207	ACHIEVEMENT THRU TEAMWORK	882.26	0.00	0.00	882.26	0.00	882.26	
200 9210	SPIRIT CLUB	1,098.55	1,020.00	912.00	1,206.55	0.00	1,206.55	
200 9215	LAND LAB	264.28	0.00	0.00	264.28	0.00	264.28	
200 9216	MIAMI VIEW MIDDLE SCHOOL STUDENT COUNCIL	7,041.97	0.00	0.00	7,041.97	526.65	6,515.32	1
200 9217	Jr. High Student Council	4,311.17	0.00	0.00	4,311.17	0.00	4,311.17	
200 9222	S.A.D.D. CASH	206.74	0.00	0.00	206.74	0.00	206.74	
200 9225	H2O HELP TO OTHERS	1,060.87	0.00	0.00	1,060.87	0.00	1,060.87	
200 9226	Art Club	1,619.89	0.00	0.00	1,619.89	0.00	1,619.89	
300 0000	STUDENT PARTICIPATION FEES	0.00	0.00	0.00	0.00	217.82	217.82-	
300 9302	BAND	4,263.48	0.00	5,529.00	9,792.48	0.00	9,792.48	
300 9303	CHEERLEADERS - HI SCHOOL	804.38	3,951.81	6,701.81	4,126.19	5,248.20	1,122.01-	
300 9304	CHOIR - HI SCHOOL	730.43	0.00	0.00	730.43	0.00	730.43	
300 9305	DRAMA - HI SCHOOL	7,748.85	0.00	0.00	7,748.85	580.69	7,168.16	
300 9306	Bowling Club	1,171.77-	0.00	0.00	1,171.77-	0.00	1,171.77-	
300 9308	TROJAN TIMES	1.66	0.00	0.00	1.66	0.00	1.66	
300 9309	YEARBOOK	1,438.10-	305.00	505.00	933.10-	0.00	933.10-	

Date: 10/05/2016
 Time: 8:37 pm

SOUTHEASTERN LOCAL SCHOOL
 Financial Report by Fund/SCC

Fund #	Fund Description	FYTD Receipts	MTD Expenditures	FYTD Expenditures	Current Fund Balance	Current Encumbrances	Unencumbered Fund Balance	Bank Code	
300	9312 Wrestling Club	1,130.73	0.00	0.00	150.00	980.73	1,735.00	754.27-	
300	9313 CHEERLEADERS - MIAMI VIEW	64.29	423.00	423.00	0.00	2,558.20	2,070.91-	0.00	
300	9320 ATHLETICS - HI SCHOOL	20,372.96	8,755.00	19,629.00	5,016.09	22,814.03	17,187.93	10,999.94	6,187.99 1
300	9330 ATHLETICS MIAMI VIEW	6,120.74	2,408.00	4,576.05	710.00	10,144.53	552.26	5,731.46	5,179.20- 1
450	9407 SCHOOLNET	0.01	0.00	0.00	0.00	0.01	0.00	0.01	
459	9903 OHIO READS GRANT	300.00	0.00	0.00	0.00	300.00	0.00	300.00	
459	9905 OHIO READS	2,000.00	0.00	0.00	0.00	2,000.00	0.00	2,000.00	
461	9017 VOC ED ENHANCEMENTS	0.00	1,489.65	1,489.65	496.55	1,489.65	0.00	0.00	
499	9014 Early Literacy Grant	7,805.06	0.00	0.00	0.00	7,805.06	0.00	7,805.06	
499	9016 FY16 Parent Mentor Grant	0.00	2,400.00	2,400.00	0.00	0.00	2,400.00	0.00	2,400.00
499	9017 Parent Mentor Services	0.00	0.00	0.00	3,600.00	3,600.00	3,600.00-	21,400.00	25,000.00-
499	9107 Project Lead the Way	0.45	0.00	0.00	0.00	0.45	0.00	0.45	
499	9900 BUILDING INCENTIVE	128.59	0.00	0.00	0.00	128.59	0.00	128.59	
516	9602 TITLE IV-B 2002	0.56	0.00	0.00	0.00	0.56	0.00	0.56	
516	9616 IDEA PART B	3,854.85	10,973.34	10,973.34	0.00	14,828.19	0.00	0.00	
516	9617 IDEA PART B	0.00	0.00	0.00	12,097.45	12,097.45	12,097.45-	0.00	12,097.45-

Date: 10/05/2016
 Time: 8:37 pm

SOUTHEASTERN LOCAL SCHOOL
 Financial Report by Fund/SCC

Fund #	Fund Description	FYTD Receipts	MTD Expenditures	FYTD Expenditures	Current Fund Balance	Current Encumbrances	Unencumbered Fund Balance	Bank Code
572 9216	TITLE I 9,697.75	19,222.80	0.00	28,920.55	0.00	0.00	0.00	
572 9217	TITLE I 0.00	0.00	16,571.69	16,571.69	16,571.69-	1,282.53	17,854.22-	
573 9302	TITLE VI-INNOVATIVE 1.00	0.00	0.00	0.00	1.00	0.00	1.00	
590 9017	IMPROVING TCHR QUALITY 0.00	0.00	3,526.26	3,526.26	3,526.26-	0.00	3,526.26-	
GRAND TOTALS:								
	6,958,905.33	639,900.73	3,463,333.50	766,399.02	2,536,752.25	7,885,486.58	1,638,110.34	6,247,376.24

-- Options Summary --

Output file: CHEKPY.TXT
Print options page? (Y,N) Y
Sort options: C
Check types to select. (D,I,M,P,R,T,W): W,P,R,M
Print vendor from PO or check. (P,C): P
Date Selection From: 09/01/2016
To: 09/30/2016
Summary or Detail report? (S,D) S
Single or Double space summary report? (S,D) S
Include or Exclude the following vendors?(I,E) I

BAT_CHEKPY executed by SE_BMCKEE on node MVECA0:: at 5-OCT-2016 21:02:14.88

Date: 10/05/2016
Time: 9:02 pm

SOUTHEASTERN LOCAL SCHOOL
SORT BY CHECK NUMBER
CHECK DATES BETWEEN 09/01/2016 AND 09/30/2016
WARRANT, REFUND, MEMO, PAYROLL CHECKS

Page: 1
(CHEKPY)

CHECK	TYPE	DATE	VENDOR	VENDOR	STATUS/DATE	BANK CODE	CHECK AMOUNT
063317	W	09/02/2016	Advanced Communications	034927	RECONCILED:09/30/2016	1	2,563.00
063318	W	09/02/2016	Bob White	034940		1	50.00
063319	W	09/02/2016	Carr Supply Springfield	034750	RECONCILED:09/30/2016		710.92
063320	W	09/02/2016	CARSON DELLOSA PUBL.	002000	RECONCILED:09/30/2016		171.44
063321	W	09/02/2016	CLASSROOM DIRECT	031777	RECONCILED:09/30/2016		221.36
063322	W	09/02/2016	COUNTRY MINI MART	030851	RECONCILED:09/30/2016		324.75
063323	W	09/02/2016	Discount Magazine Subscription Service, Inc.	033598	RECONCILED:09/30/2016		142.79
063324	W	09/02/2016	FOLLETT EDUCATIONAL SERVICES	004490	RECONCILED:09/30/2016		285.75
063325	W	09/02/2016	Global Gov't Education Solution Attn: Jack Gephart	004948	RECONCILED:09/30/2016		3,147.30
063326	W	09/02/2016	Heinemann	034401	RECONCILED:09/30/2016		519.75
063327	W	09/02/2016	HF Group - Ohio	033597	RECONCILED:09/30/2016		630.56
063328	W	09/02/2016	HOUGHTON MIFFLIN	005900	RECONCILED:09/30/2016		663.51
063329	W	09/02/2016	Kuta Software	033607	RECONCILED:09/30/2016		136.00
063330	W	09/02/2016	Learning A-Z	033684	RECONCILED:09/30/2016		1,679.25
063331	W	09/02/2016	Library Store, The	033602	RECONCILED:09/30/2016		622.91
063332	W	09/02/2016	MILLER'S TEXTILE SERVICES	012700	RECONCILED:09/30/2016		101.70
063333	W	09/02/2016	MUSIC IN MOTION	031778	RECONCILED:09/30/2016		156.24
063334	W	09/02/2016	Nancy Holt	034684	RECONCILED:09/30/2016		1,400.00
063335	W	09/02/2016	PREMIER SCHOOL AGENDA	030988	RECONCILED:09/30/2016		1,622.25
063336	W	09/02/2016	REALLY GOOD STUFF	032056	RECONCILED:09/30/2016		46.87
063337	W	09/02/2016	RENAISSANCE LEARNING	020527	RECONCILED:09/30/2016		3,029.40
063338	W	09/02/2016	RESOURCES FOR EDUCATORS INC	031803	RECONCILED:09/30/2016		478.00
063339	W	09/02/2016	Scholastic Inc.	032833	RECONCILED:09/30/2016		296.67
063340	W	09/02/2016	SCHOOL SPECIALTY & BECKLEY CARDY	011672	RECONCILED:09/30/2016		430.14
063341	W	09/02/2016	SHOEMAKER'S HOME CENTER	011950	RECONCILED:09/30/2016		355.73
063342	W	09/02/2016	SADLIER-OXFORD WILLIAM H. SADLIER, INC	010444	RECONCILED:09/30/2016		417.20
063343	W	09/02/2016	WILSON PRINTING AND GRAPHICS	031158	RECONCILED:09/30/2016		400.79
063344	W	09/02/2016	World Maps Online 1-World Globes & Maps	034932	RECONCILED:09/30/2016		247.95
063345	W	09/09/2016	AMY BROOKS	031077		1	65.00
063346	W	09/09/2016	AQUA-FALLS GLACIER MOUNTAIN	030172	RECONCILED:09/30/2016		30.75
063347	W	09/09/2016	BARB NAGEL	031325		1	65.00
063348	W	09/09/2016	BOB ROACH	020109	RECONCILED:09/30/2016	1	30.00
063349	W	09/09/2016	Bookpal	034766	RECONCILED:09/30/2016		1,777.95
063350	W	09/09/2016	Burleson Law Offices, LLC	033353	RECONCILED:09/30/2016		1,511.63
063351	W	09/09/2016	C.E.S.	033699	RECONCILED:09/30/2016		80.00
063352	W	09/09/2016	Charles Lamb	032702	RECONCILED:09/30/2016	1	110.00
063353	W	09/09/2016	Christoper Daley	034796	RECONCILED:09/30/2016	1	30.00
063354	W	09/09/2016	CLASSROOM DIRECT	031777	RECONCILED:09/30/2016		39.26
063355	W	09/09/2016	Dan Omlor	034944		1	55.00
063356	W	09/09/2016	eSpecial Needs	034731	RECONCILED:09/30/2016		437.95
063357	W	09/09/2016	Furlow's Consulting LLC	034907	RECONCILED:09/30/2016		656.88
063358	W	09/09/2016	GEYER INST AIDS CO, INC.	004865	RECONCILED:09/30/2016		75.33
063359	W	09/09/2016	Geyer Instructional Products	032872	RECONCILED:09/30/2016		185.84
063360	W	09/09/2016	H. W. MANN & SONS	007650	RECONCILED:09/30/2016		260.00
063361	W	09/09/2016	Habitec Security	032464	RECONCILED:09/30/2016		209.76
063362	W	09/09/2016	ING Life Insurance and Annuity Company	033151	RECONCILED:09/30/2016	1 (Multi-bank check)	25,483.99

Date: 10/05/2016
 Time: 9:02 pm

SOUTHEASTERN LOCAL SCHOOL
 SORT BY CHECK NUMBER
 CHECK DATES BETWEEN 09/01/2016 AND 09/30/2016
 WARRANT, REFUND, MEMO, PAYROLL CHECKS

Page: 2
 (CHEKPY)

CHECK	TYPE	DATE	VENDOR	VENDOR	STATUS/DATE	BANK CODE	CHECK AMOUNT
063363	W	09/09/2016	Jane Fortny	034942		1	130.00
063364	W	09/09/2016	JOSEPH MOOSBRUGGER	031986	RECONCILED:09/30/2016	1	110.00
063365	W	09/09/2016	Kelly Mescher	033746	RECONCILED:09/30/2016		160.00
063366	W	09/09/2016	KINCAIDS	006764	RECONCILED:09/30/2016		896.95
063367	W	09/09/2016	Larry Rogan	033677	RECONCILED:09/30/2016	1	30.00
063368	W	09/09/2016	MACRAY CO INC.	007480	RECONCILED:09/30/2016		48.00
063369	W	09/09/2016	Mapote Gueye	034945	RECONCILED:09/30/2016	1	55.00
063370	W	09/09/2016	MARK M. MILLER	020766	RECONCILED:09/30/2016	1	30.00
063371	W	09/09/2016	Michael Smith	034810	RECONCILED:09/30/2016	1	65.00
063372	W	09/09/2016	MILLER'S TEXTILE SERVICES	012700	RECONCILED:09/30/2016		55.00
063373	W	09/09/2016	MUSIC IN MOTION	031778	RECONCILED:09/30/2016		16.00
063374	W	09/09/2016	NORTHWESTERN LOCAL	020020	RECONCILED:09/30/2016	1	140.00
063375	W	09/09/2016	PAM DELANEY	012798		1	65.00
063376	W	09/09/2016	Paul Hollern	034946	RECONCILED:09/30/2016	1	65.00
063377	W	09/09/2016	Plattensburg Certified Public Accountants	034165	RECONCILED:09/30/2016		1,925.00
063378	W	09/09/2016	RICK DELANEY	003402		1	65.00
063379	W	09/09/2016	Ronald K. Bradds Ron's Painting	034928	RECONCILED:09/30/2016		1,650.00
063380	W	09/09/2016	Ryan Smith	034192	RECONCILED:09/30/2016	1	110.00
063381	W	09/09/2016	Scholastic Inc.	032833	RECONCILED:09/30/2016		247.23
063382	W	09/09/2016	School Specialty Marketplace	034604	RECONCILED:09/30/2016		129.49
063383	W	09/09/2016	SCHULERS BAKERY	011555			300.00
063384	W	09/09/2016	Scott Lamb	032726	RECONCILED:09/30/2016		14.96
063385	W	09/09/2016	SCOTTISSUE INC	011458	RECONCILED:09/30/2016		203.40
063386	W	09/09/2016	Steven DiBacco	034943	RECONCILED:09/30/2016	1	65.00
063387	W	09/09/2016	WAL MART	030861	RECONCILED:09/30/2016	1	363.81
063388	W	09/09/2016	Taylor Trucking	034939	RECONCILED:09/30/2016		395.00
063389	W	09/13/2016	School Employees Retirement System	034650	RECONCILED:09/30/2016	(Multi-bank check)	24,511.56
063390	W	09/15/2016	AQUA-FALLS GLACIER MOUNTAIN	030172	RECONCILED:09/30/2016		15.90
063391	W	09/15/2016	Arleen Thompson	032918		1	50.00
063392	W	09/15/2016	Brian Redish	033877		1	80.00
063393	W	09/15/2016	BUCKEYE ALL GASES	010097	RECONCILED:09/30/2016		18.14
063394	W	09/15/2016	CARDINAL BUS SALES & SERVICE	011859	RECONCILED:09/30/2016		741.20
063395	W	09/15/2016	Carr Supply Springfield	034750	RECONCILED:09/30/2016		803.13
063396	W	09/15/2016	CLASSROOM DIRECT	031777	RECONCILED:09/30/2016		299.44
063397	W	09/15/2016	Farmers Equipment Inc	032925	RECONCILED:09/30/2016		265.93
063398	W	09/15/2016	FRED WILLITS	031571	RECONCILED:09/30/2016	1	110.00
063399	W	09/15/2016	Freestyle Photographic Supplie	033596	RECONCILED:09/30/2016		377.97
063400	W	09/15/2016	Genuine Parts Co. DBA NAPA AUTO PARTS	012600	RECONCILED:09/30/2016		69.40
063401	W	09/15/2016	Great Clean Fundraiser	036466	RECONCILED:09/30/2016		612.00
063402	W	09/15/2016	Jane Fortny	034942		1	65.00
063403	W	09/15/2016	Jason Ealey	034949	RECONCILED:09/30/2016	1	110.00
063404	W	09/15/2016	MACRAY CO INC.	007480	RECONCILED:09/30/2016		50.00
063405	W	09/15/2016	Mathew Kirsch	034950	RECONCILED:09/30/2016	1	55.00
063406	W	09/15/2016	Matthew Mitchell	034550	RECONCILED:09/30/2016	1	80.00
063407	W	09/15/2016	Michael Smith	034810	RECONCILED:09/30/2016	1	65.00
063408	W	09/15/2016	MILLER'S TEXTILE SERVICES	012700	RECONCILED:09/30/2016		101.75
063409	W	09/15/2016	National Honor Society	033242	RECONCILED:09/30/2016	1	234.00

Date: 10/05/2016
 Time: 9:02 pm

SOUTHEASTERN LOCAL SCHOOL
 SORT BY CHECK NUMBER
 CHECK DATES BETWEEN 09/01/2016 AND 09/30/2016
 WARRANT, REFUND, MEMO, PAYROLL CHECKS

Page: 3
 (CHEKPY)

CHECK	TYPE	DATE	VENDOR	VENDOR	STATUS/DATE	BANK CODE	CHECK AMOUNT
063410	W	09/15/2016	S. Craig This	033921	RECONCILED:09/30/2016	1	55.00
063411	W	09/15/2016	SCHOOLPRIDE	032340	RECONCILED:09/30/2016	1	30.00
063412	W	09/15/2016	Taylor Trucking	034939	RECONCILED:09/30/2016		395.00
063413	W	09/15/2016	VECTREN ENERGY DELIVERY	003350	RECONCILED:09/30/2016		39.48
063414	W	09/15/2016	WESTWATER SPLY, INC.	020599	RECONCILED:09/30/2016		133.17
063415	W	09/16/2016	Nancy Holt	034684	RECONCILED:09/30/2016		1,000.00
063416	W	09/23/2016	American Fidelity Administrive Services, LLC	034825			42.25
063417	W	09/23/2016	ANGI Kaverman	003211			12.40
063418	W	09/23/2016	AQUA-FALLS GLACIER MOUNTAIN	030172	RECONCILED:09/30/2016		15.90
063419	W	09/23/2016	BRAD MCKEE	032373	RECONCILED:09/30/2016		65.90
063420	W	09/23/2016	Carr Supply Springfield	034750	RECONCILED:09/30/2016		400.00
063421	W	09/23/2016	Centurylink Business Services	031172			5.65
063422	W	09/23/2016	Charles Lamb	032702	RECONCILED:09/30/2016	1	55.00
063423	W	09/23/2016	CLARK COUNTY EDUCATIONAL SERVICE CENTER	002300	RECONCILED:09/30/2016		18,289.65
063424	W	09/23/2016	COMMUNITY HOSPITAL CENTER FOR OCCUPATIONAL HEALTH	002395	RECONCILED:09/30/2016		53.00
063425	W	09/23/2016	Dale Miller	032921		1	55.00
063426	W	09/23/2016	David Pfister	030343		1	50.00
063427	W	09/23/2016	David Sollmann	034331		1	55.00
063428	W	09/23/2016	DAYTON POWER AND LIGHT COMPANY	032183			5,633.75
063429	W	09/23/2016	De Lage Landen	034335			1,688.00
063430	W	09/23/2016	Direct Energy Business Marketing, LLC	034790	RECONCILED:09/30/2016		79.26
063431	W	09/23/2016	Donald O'Connor	033464		1	30.00
063432	W	09/23/2016	FOLLETT EDUCATIONAL SERVICES	004490			988.85
063433	W	09/23/2016	GOODHEART-WILCOX PUBLISHER	032329			467.26
063434	W	09/23/2016	Harry Bourne	033294		1	110.00
063435	W	09/23/2016	B2B Computer Products LLC DBA: ITSavvy	034144	RECONCILED:09/30/2016		3,925.97
063436	W	09/23/2016	Jack Hott	034951		1	55.00
063437	W	09/23/2016	JIM MARSHALL	031058		1	30.00
063438	W	09/23/2016	Jim Rowe	034325		1	55.00
063439	W	09/23/2016	Larry Rogan	033677	RECONCILED:09/30/2016	1	30.00
063440	W	09/23/2016	Mapote Gueye	034945		1	55.00
063441	W	09/23/2016	MARK M. MILLER	020766		1	30.00
063442	W	09/23/2016	MILLER'S TEXTILE SERVICES	012700	RECONCILED:09/30/2016		55.00
063443	W	09/23/2016	OHIO DEPARTMENT OF JOB AND FAMILY SERVICESS	010250	RECONCILED:09/30/2016		135.46
063444	W	09/23/2016	Quia Subscriptions Dept.	034658			49.00
063445	W	09/23/2016	QUILL OFFICE SUPPLIES	010750			1,757.39
063446	W	09/23/2016	Sam Spano	033925	RECONCILED:09/30/2016	1	50.00
063447	W	09/23/2016	School Specialty Marketplace	034604			164.53
063448	W	09/23/2016	Southern Computer Warehouse	034566			1,024.50
063449	W	09/23/2016	STANTON SHEET MUSIC	012750	RECONCILED:09/30/2016		455.71
063450	W	09/26/2016	W G C GOLF COURSE	014493		1	63.00
063451	W	09/26/2016	Walden Ponds Golf Club	034166	RECONCILED:09/30/2016	1	135.00
063452	W	09/30/2016	Anderson's School Events	032677		1	79.98
063453	W	09/30/2016	AQUA-FALLS GLACIER MOUNTAIN	030172			9.90
063454	W	09/30/2016	AMERITECH	010200			1,157.39

SOUTHEASTERN LOCAL SCHOOL
SORT BY CHECK NUMBER
CHECK DATES BETWEEN 09/01/2016 AND 09/30/2016
WARRANT, REFUND, MEMO, PAYROLL CHECKS

CHECK	TYPE	DATE	VENDOR	VENDOR	STATUS/DATE	BANK CODE	CHECK AMOUNT
063455	W	09/30/2016	Bill Lyons	034644		1	65.00
063456	W	09/30/2016	BRYN DEAN	031735			10.47
063457	W	09/30/2016	BSN Sports	034171		1	833.50
063458	W	09/30/2016	Carson Dixon	034170		1	30.00
063459	W	09/30/2016	CARTER LUMBER	032302			208.94
063460	W	09/30/2016	Dale Miller	032921		1	110.00
063461	W	09/30/2016	David Pfister	030343		1	130.00
063462	W	09/30/2016	DAYTON POWER AND LIGHT COMPANY	032183			725.56
063463	W	09/30/2016	DICK BLICK CO.	001387			564.40
063464	W	09/30/2016	Farmers Equipment Inc	032925			68.66
063465	W	09/30/2016	FARNHAM COMPANY JACK FARNHAM	004420			2,823.00
063466	W	09/30/2016	Jeremy Royse	034952		1	30.00
063467	W	09/30/2016	JOEL MCCULLA	031457		1	30.00
063468	W	09/30/2016	MARK M. MILLER	020766		1	30.00
063469	W	09/30/2016	MILLER'S TEXTILE SERVICES	012700			101.75
063470	W	09/30/2016	OELMA	031623			140.00
063471	W	09/30/2016	Paladin Protective Systems, Inc	034804			484.50
063472	W	09/30/2016	QUILL OFFICE SUPPLIES	010750			725.48
063473	W	09/30/2016	S. Craig This	033921		1	110.00
063474	W	09/30/2016	Sam Spano	033925		1	50.00
063475	W	09/30/2016	SCHOLASTIC LET'S FIND OUT	011653			411.84
063476	W	09/30/2016	STERLING PAPER BYRON D HENRY/ACCT EXEC	032355			6,735.96
063477	W	09/30/2016	TONY TAYLOR	030122		1	65.00
063478	W	09/30/2016	TruGreen Commercial Dayton North Branch	034830		1	228.00
063479	W	09/30/2016	Kelly Mescher	033746			30.00
063480	W	09/30/2016	Nancy Holt	034684			1,200.00
063481	W	09/30/2016	ANGI Kaverman	003211			97.71
063482	W	09/30/2016	Megan Rains	033514			67.58
063483	W	09/30/2016	Scott Belford Neon Moon Entertainment	034970		1	200.00
863387	W	09/09/2016	WAL MART	030861	VOID: 09/09/2016	1	461.69
992443	C	09/11/2016	PAYROLL	900005	RECONCILED:09/30/2016	(Multi-bank check)	204,619.41
992453	C	09/02/2016	PAYROLL	900005	RECONCILED:09/30/2016		1,884.71
992455	M	09/21/2016	EPC-Self-Funded Medical Plan	900052		(Multi-bank check)	86,188.46
992456	M	09/21/2016	EPC Dental/Vision Benefit Plan Dental Plan	900053		(Multi-bank check)	4,766.73
992457	M	09/21/2016	EPC-Dental/Vision Benefit Plan Vision Plan	900054		(Multi-bank check)	1,274.90
992458	M	09/21/2016	Sun Life Assurance Company of Canada	900055		(Multi-bank check)	364.50
992459	C	09/20/2016	PAYROLL	900005	RECONCILED:09/30/2016	(Multi-bank check)	214,940.48
992460	M	09/20/2016	CORRECTING ENTRY	900038			0.00
992461	M	09/02/2016	RETIREMENT STRS	900001			1,636.74
992462	M	09/20/2016	RETIREMENT STRS	900001			1,636.74
992463	M	09/20/2016	RETIREMENT SERS	900002			575.70
992464	M	09/02/2016	PAYROLL	900005		(Multi-bank check)	4,330.03
992465	M	09/20/2016	PAYROLL	900005		(Multi-bank check)	4,512.04
992466	M	09/20/2016	PAYROLL	900005			15.50
992467	M	09/23/2016	FOUNDATION	900014		(Multi-bank check)	113,124.47

Date: 10/05/2016
 Time: 9:02 pm

SOUTHEASTERN LOCAL SCHOOL
 SORT BY CHECK NUMBER
 CHECK DATES BETWEEN 09/01/2016 AND 09/30/2016
 WARRANT, REFUND, MEMO, PAYROLL CHECKS

Page: 5
 (CHEKPY)

CHECK	TYPE	DATE	VENDOR	VENDOR	STATUS/DATE	BANK CODE	CHECK AMOUNT
992468	M	09/27/2016	AUDITOR & TREAS. FEES	900034			1,837.29
992469	M	09/27/2016	RingCentral, Inc.	900082			368.19
992470	M	09/30/2016	SECURITY NATIONAL BANK	900042			100.00
V VOIDED CHECKS			1	CHECK TOTALS		461.69	
R RECONCILED CHECKS			105	CHECK TOTALS		533,859.93	
W WARRANT CHECKS			168	CHECK TOTALS		143,843.22	
M MEMO CHECKS			15	CHECK TOTALS		220,731.29	
B REFUND CHECKS			0	CHECK TOTALS		0.00	
I INVESTMENT CHECKS			0	CHECK TOTALS		0.00	
T TRANSFER CHECKS			0	CHECK TOTALS		0.00	
D DISTRIBUTION CHECKS			0	CHECK TOTALS		0.00	
C PAYROLL CHECKS			3	CHECK TOTALS		421,444.60	
MISSING CHECKS			0				
** TOTAL CHECKS (LESS VOIDED)			185	** TOTAL NET		785,557.42	
*** TOTAL CHECKS WRITTEN			186	*** GRAND TOTALS		786,019.11	