

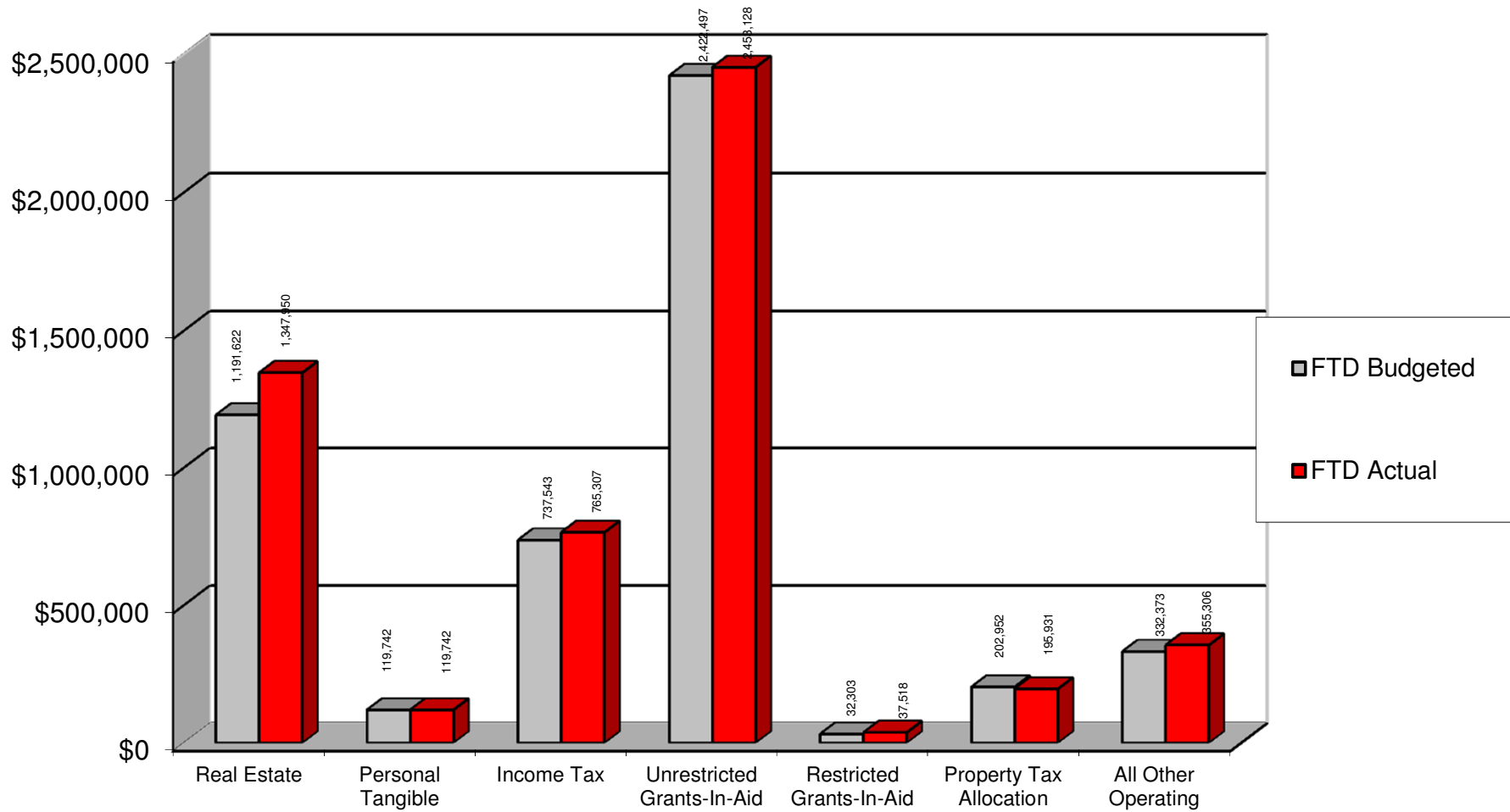
SOUTHEASTERN LOCAL SCHOOL DISTRICT

FINANCIAL REPORT

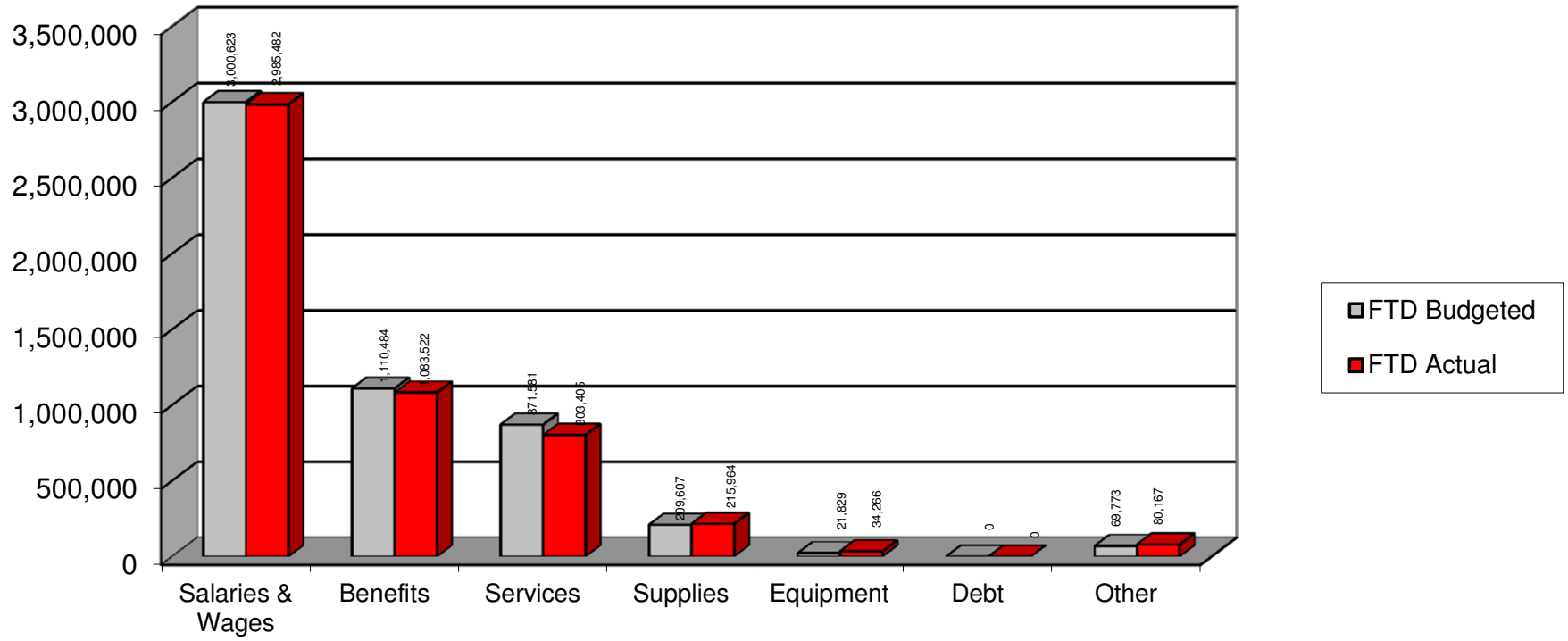
01/31/2018



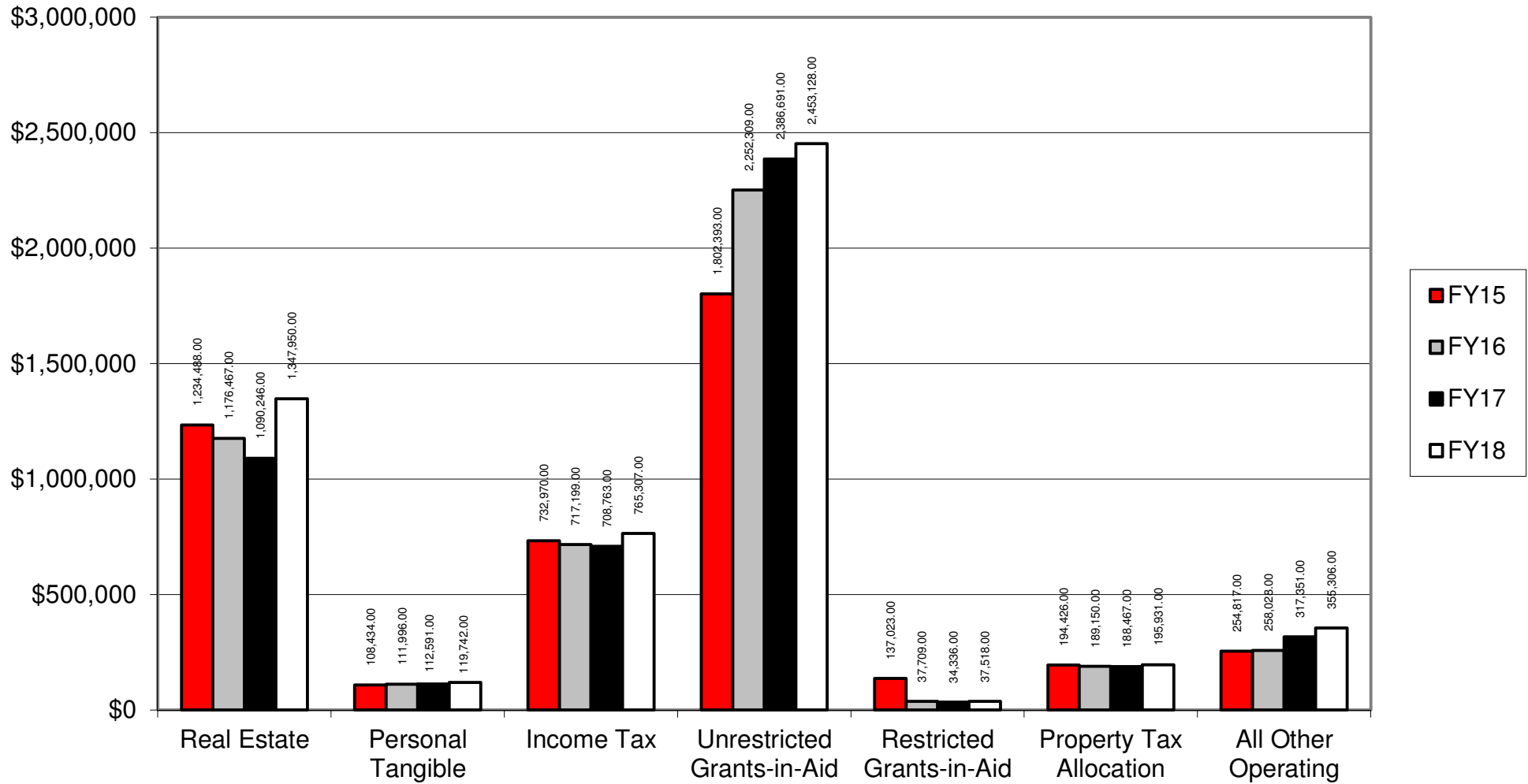
FTD BUDGETED vs. FTD ACTUAL



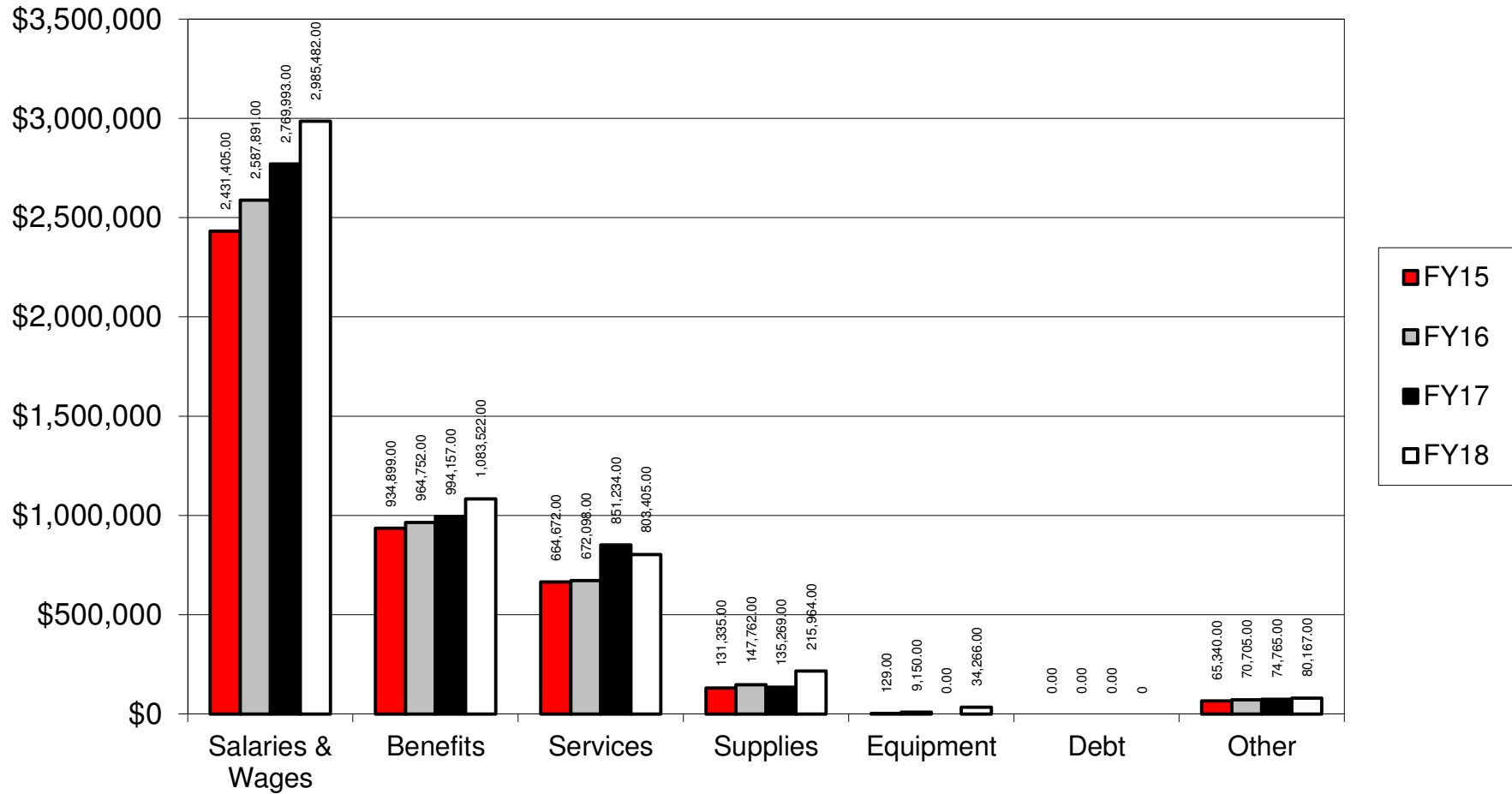
FTD BUDGETED vs. FTD ACTUAL



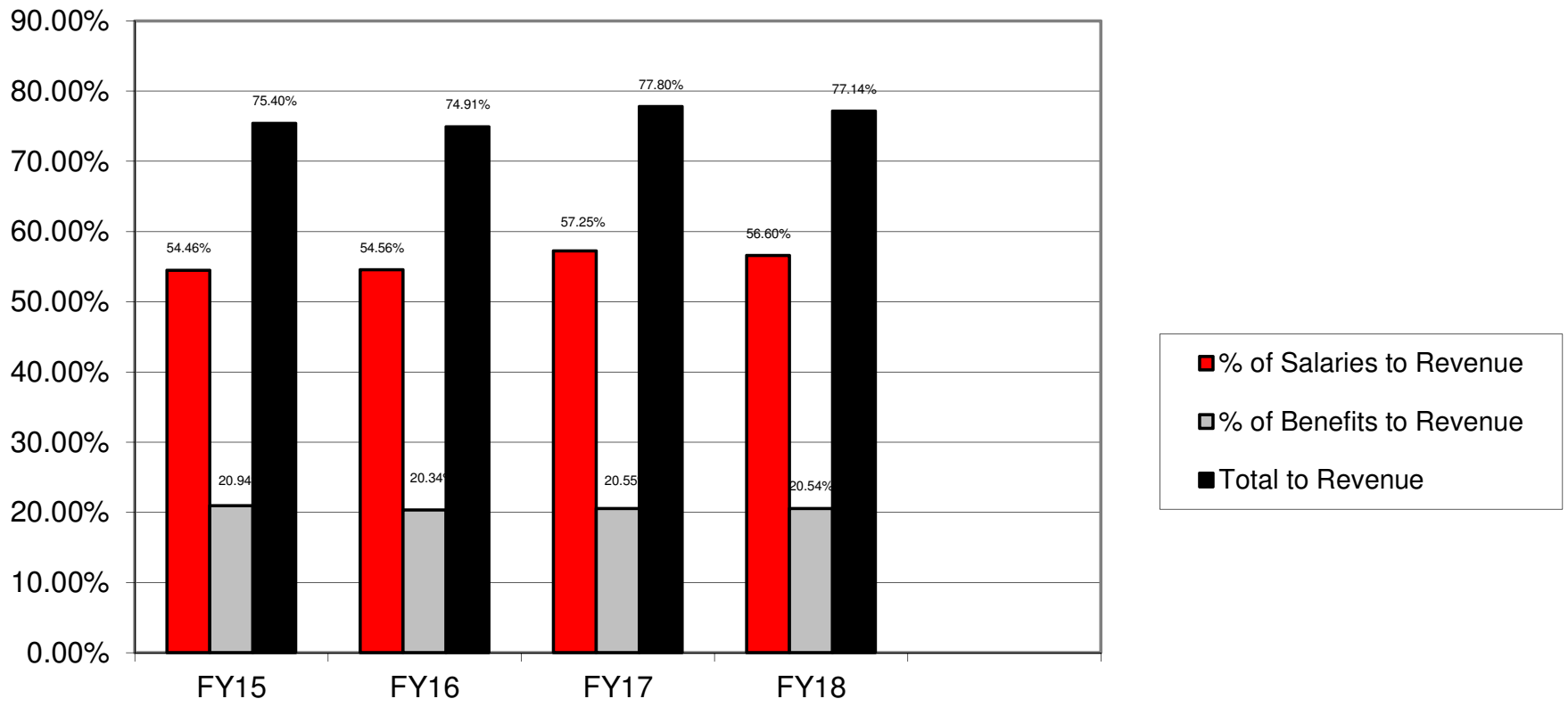
HISTORICAL REVENUE



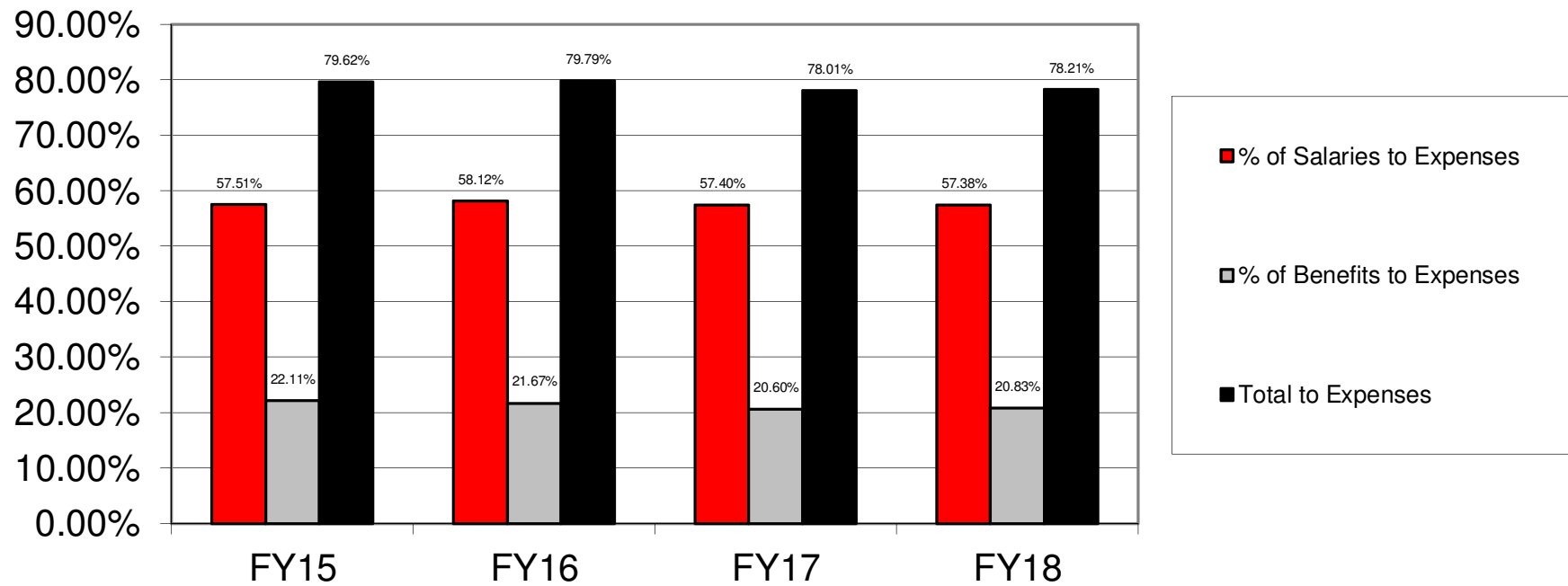
HISTORICAL EXPENDITURES



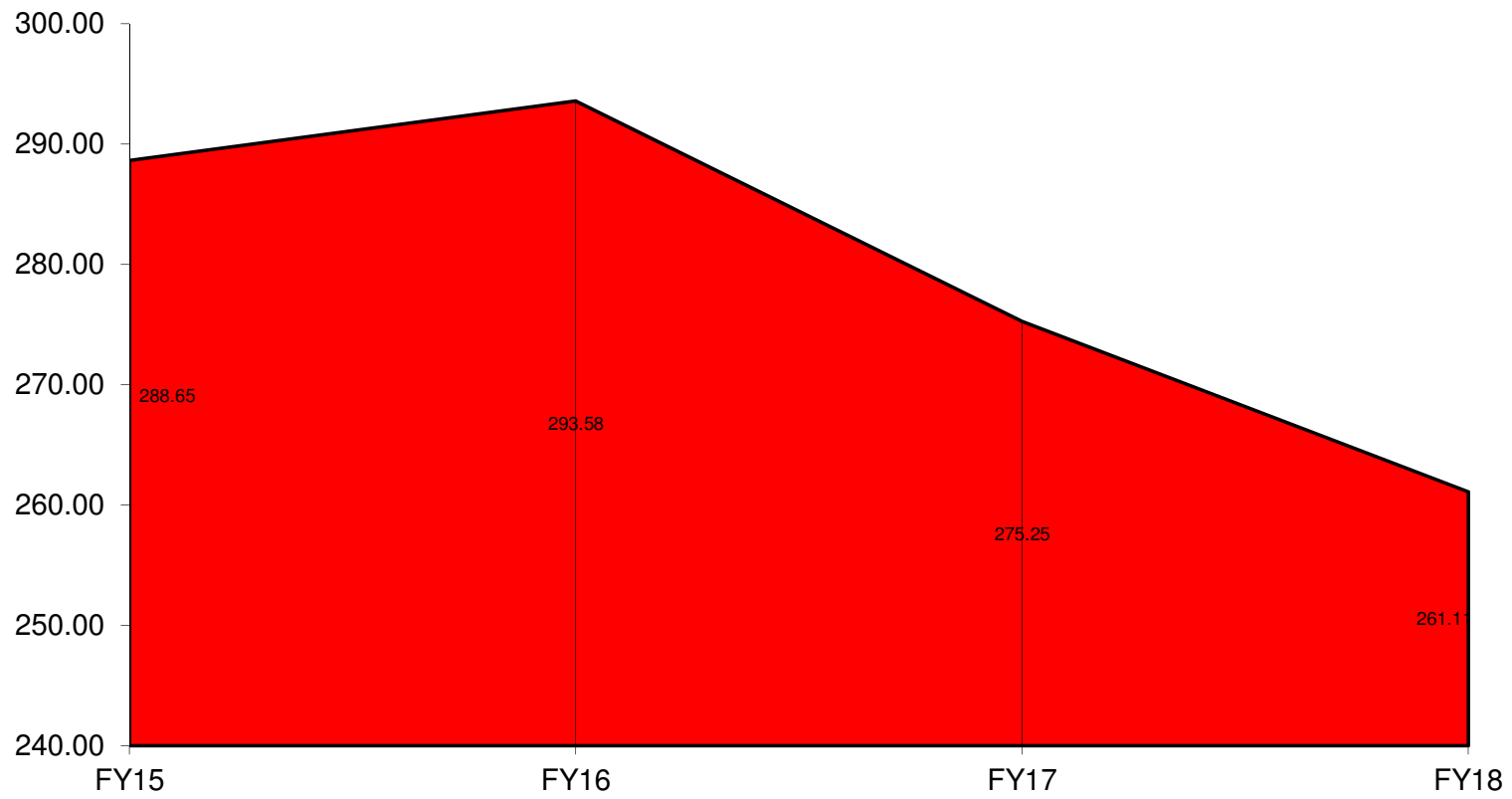
% OF SALARIES AND BENEFITS TO REVENUE



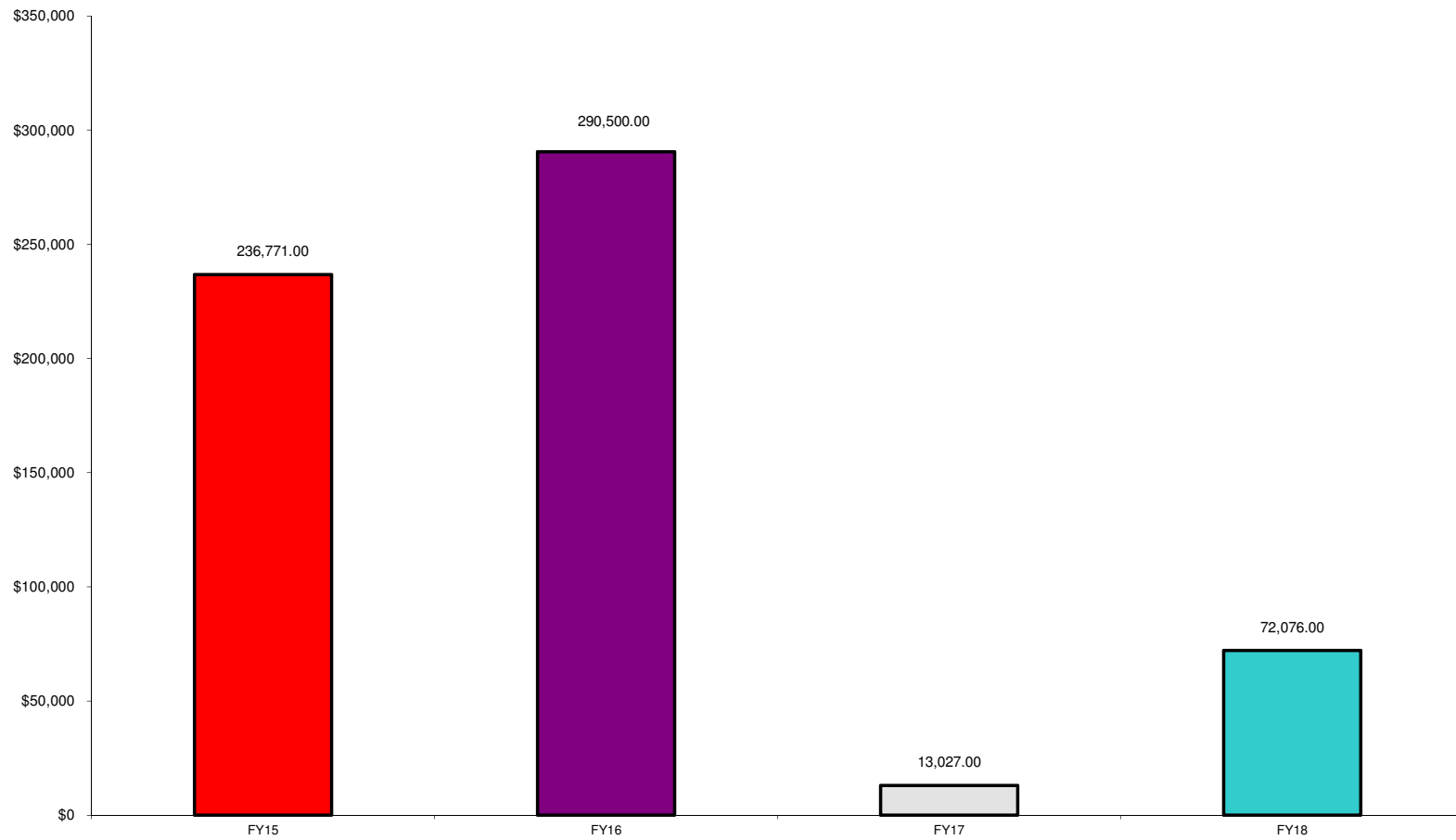
% OF SALARIES AND BENEFITS TO EXPENDITURES



Days of Operating Cash



SURPLUS/DEFICIT



**MONTHLY BUDGET VARIANCE
SOUTHEASTERN LOCAL SCHOOLS**

	FTD Budgeted	FTD Actual	Variance	Percentage Variance	MTD Budgeted	MTD Actual	Variance	Percentage Variance
REVENUE								
General Property (Real Estate)	\$1,191,622	\$1,347,950	\$156,328	13.12%	\$86,772	\$243,100	\$156,328	180.16%
Tangible Personal Property	119,742	119,742	0	0.00%	0	0	0	-
Income Tax	737,543	765,307	27,764	3.76%	193,253	208,668	15,415	7.98%
Unrestricted Grants-In-Aid	2,422,497	2,453,128	30,631	1.26%	348,863	359,155	10,292	2.95%
Restricted Grants-In-Aid	32,303	37,518	5,215	16.14%	3,862	5,067	1,205	31.20%
Restricted Grants-In-Aid - SFSF	0	0	0	-	0	0	0	-
Property Tax Allocation	202,952	195,931	(7,021)	-3.46%	0	0	0	-
All Other Operating Revenue	332,373	355,306	22,933	6.90%	37,895	39,106	1,211	3.20%
TOTAL REVENUE	\$5,039,032	\$5,274,882	\$235,850	4.68%	\$670,645	\$855,096	\$184,451	27.50%
EXPENDITURES								
Salaries & Wages	\$3,000,623	\$2,985,482	\$15,141	-0.50%	\$426,136	\$419,469	\$6,667	-1.56%
Benefits	1,110,484	1,083,522	26,962	-2.43%	213,237	199,774	13,463	-6.31%
Services	871,581	803,405	68,176	-7.82%	137,519	81,239	\$56,280	-40.93%
Supplies	209,607	215,964	(6,357)	3.03%	8,788	5,899	2,889	-32.87%
Equipment	21,829	34,266	(12,437)	56.97%	0	12,157	(\$12,157)	#DIV/0!
Debt	0	0	0	-	0	0	0	-
Other	69,773	80,167	(10,394)	14.90%	11,863	8,869	2,994	-25.24%
TOTAL EXPENSES	\$5,283,897	\$5,202,806	\$81,091	-1.53%	\$797,543	\$727,407	\$70,136	-8.79%
SURPLUS/DEFICIT	(\$244,865)	\$72,076	\$316,941	-129.43%	(\$126,898)	\$127,689	\$254,587	-200.62%
OTHER USES/SOURCES								
Transfers/Advances In	388,797	388,797	0	0.00%	0	0	0	-
Transfers/Advances Out	0	0	0	-	0	0	0	-
All Other Financing Sources/(Uses)	24,825	24,756	(69)	-0.28%	0	0	\$0	-
NET SOURCES/USES	413,622	413,587	(35)	-0.01%	0	0	0	-
BEGINNING CASH	\$6,701,477	\$6,701,477	\$0	0.00%	\$6,997,130	\$7,059,451	\$62,321	0.89%
ENDING CASH	\$6,870,234	\$7,187,140	\$316,906	4.61%	\$6,870,232	\$7,187,140	\$316,908	4.61%
ENCUMBRANCES	\$860,427	\$868,477	\$8,050	0.94%	\$860,427	\$868,477	\$8,050	0.94%
BUDGET RESERVE	\$0	\$0			\$0	\$0		
UNENCUMBERED CASH	\$6,009,807	\$6,318,663	\$308,856	5.14%	\$6,009,805	\$6,318,663	\$308,858	5.14%

**HISTORICAL COMPARISON BY OBJECT
SOUTHEASTERN LOCAL SCHOOLS**

	FY 15 7/14-01/15	FY 16 7/15-01/16	% of Change	FY 17 7/16-01/17	% of Change	FY 18 7/17-01/18	% of Change
REVENUE							
General Property (Real Estate)	\$1,234,488	\$1,176,467	-4.70%	\$1,090,246	-7.33%	\$1,347,950	23.64%
Tangible Personal Property	108,434	111,996	3.28%	112,591	0.53%	119,742	6.35%
Income Tax	732,970	717,199	-2.15%	708,763	-1.18%	765,307	7.98%
Unrestricted Grants-in-Aid	1,802,393	2,252,309	24.96%	2,386,691	5.97%	2,453,128	2.78%
Restricted Grants-in-Aid	137,023	37,709	-72.48%	34,336	-8.94%	37,518	9.27%
Restricted Grants-in-Aid - SFSF	0	0	-	0	-	0	-
Property Tax Allocation	194,426	189,150	-2.71%	188,467	-0.36%	195,931	3.96%
All Other Operating Revenue	254,817	258,028	1.26%	317,351	22.99%	355,306	11.96%
TOTAL REVENUE	\$4,464,551	\$4,742,858	6.23%	\$4,838,445	2.02%	\$5,274,882	9.02%
EXPENDITURES							
Salaries & Wages	2,431,405	2,587,891	6.44%	2,769,993	7.04%	2,985,482	7.78%
Benefits	934,899	964,752	3.19%	994,157	3.05%	1,083,522	8.99%
Services	664,672	672,098	1.12%	851,234	26.65%	803,405	-5.62%
Supplies	131,335	147,762	12.51%	135,269	-8.45%	215,964	59.66%
Equipment	129	9,150	6993.02%	0	-100.00%	34,266	-
Debt	0	0	-	0	-	0	-
Other	65,340	70,705	8.21%	74,765	5.74%	80,167	7.23%
TOTAL EXPENDITURES	\$4,227,780	\$4,452,358	5.31%	\$4,825,418	8.38%	\$5,202,806	7.82%
SURPLUS/DEFICIT	236,771	290,500	22.69%	13,027	-95.52%	72,076	453.28%
OTHER SOURCES/USES							
Advances/Transfers In	242,939	279,051	14.86%	291,995	4.64%	388,797	33.15%
Advances/Transfers Out	0	1,000	-	0	-100.00%	0	-
All Other Financing Sources	36,550	3,000	-91.79%	142,850	4661.67%	24,756	-82.67%
Debt Service	0	0	-	0	-	0	-
NET SOURCES/USES	279,489	281,051	0.56%	434,845	54.72%	413,587	-4.89%
BEGINNING CASH	\$5,516,278	\$5,988,692	8.56%	\$6,590,282	10.05%	\$6,701,477	1.69%
ENDING CASH	\$6,032,538	\$6,560,243	8.75%	\$7,038,154	7.28%	\$7,187,140	2.12%
ENCUMBRANCES	356,553	480,676	34.81%	\$860,427	79.00%	\$868,477	0.94%
UNENCUMBERED CASH	\$5,675,985	\$6,079,567	7.11%	\$6,177,727	1.61%	\$6,318,663	2.28%
% of Salaries to Revenue	54.46%	54.56%		57.25%		56.60%	
% of Benefits to Revenue	20.94%	20.34%		20.55%		20.54%	
Total to Revenue	75.40%	74.91%		77.80%		77.14%	
Days of Operating Cash	288.65	293.58		275.25		261.11	

Southeastern Local Schools
Clark County, Ohio

General Fund Financial History/Projection

1/31/2018

Percent of Fiscal Year Complete

58.33%

	2017-18 Projection	2017-18 FYTD Actual	FYTD %
REVENUE			
General Property (Real Estate)	\$2,582,964.00	\$1,347,950.00	52.19%
Tangible Personal Property	\$237,565.00	\$119,742.00	50.40%
Income Tax	\$1,003,265.00	\$765,307.00	76.28%
Unrestricted Grants-in-Aid	\$4,087,414.00	\$2,453,128.00	60.02%
Restricted Grants-in-Aid	\$62,412.00	\$37,518.00	60.11%
Restricted Grants-in-Aid - SFSF	\$0.00	\$0.00	#DIV/0!
Property Tax Allocation	\$385,961.00	\$195,931.00	50.76%
All Other Operating Revenue	\$659,251.00	\$355,306.00	53.90%
TOTAL	\$9,018,832.00	\$5,274,882.00	58.49%
EXPENDITURES			
Salaries & Wages	\$5,240,271.00	\$2,985,482.00	56.97%
Benefits	\$1,884,123.00	\$1,083,522.00	57.51%
Services	\$1,972,959.00	\$803,405.00	40.72%
Supplies	\$266,673.00	\$215,964.00	80.98%
Equipment	\$524,357.00	\$34,266.00	6.53%
Debt	\$0.00	\$0.00	#DIV/0!
Other	\$175,947.00	\$80,167.00	45.56%
TOTAL	\$10,064,330.00	\$5,202,806.00	51.70%
SURPLUS/(DEFICIT)	(\$1,045,498.00)	\$72,076.00	

Southeastern Local Schools
Explanation of Checks Over \$5,000

01/01/2018 - 01/31/2018

Check #	Vendor Name	Amount	Explanation
095504	Florida Fruit Association, Inc	\$5,159.25	FFA Fruit Sale
095724	Stanbury Uniforms	\$10,192.17	Band Uniforms
095732	UHC	\$88,022.49	February Health Insurance Payment
992738	Payroll	\$228,001.57	Payroll for January 5, 2018
992748	American Fidelity Products	\$56,400.00	2018 H.S. A Contributions
992750	Payroll	\$221,407.46	Payroll for January 18, 2018
992752	Foundation	\$121,628.93	County Board, STRS/SERS, Community Schools, Open Enrollment, ect...

-- Options Summary --

Output file SM2M.TXT
Print options page? (Y,N) Y
Report heading SM2 January 31, 2018
Fiscal Year 2018
Beginning Month: 01
Ending Month: 01

BAT_SM2M executed by SE_BMCKEE on node MVECA0:: at 1-FEB-2018 16:49:55.62

DATE: 02/01/2018
 TIME: 16:49:55

FORM SM-2
 OHIO DEPARTMENT OF EDUCATION - OFFICE OF SCHOOL MANAGEMENT ASSISTANCE
 ANNUAL SPENDING PLAN (CURRENT OPERATION - GENERAL FUND ONLY - O.R.C. 5705.391)

PAGE: 1

SCHOOL DISTRICT: SOUTHEASTERN LOCAL SCHOOL

IRN # 046276 COUNTY: CLARK
 SM2 January 31, 2018

FISCAL YEAR: 2018 MONTH: 01

	MONTHLY ESTIMATE	MONTHLY ACTUAL	MONTHLY DIFFERENCE	FISCAL YTD ESTIMATE	FISCAL YTD ACTUAL	FISCAL YTD DIFFERENCE
REVENUES						
01.010 General Property (Real Estate)	0	243,100	243,100	0	1,347,950	1,347,950
01.020 Tangible Personal Property Tax	0	0	0	0	119,742	119,742
01.030 Income Tax	0	208,668	208,668	0	765,307	765,307
01.035 Unrestricted Grants-in-Aid	0	359,155	359,155	0	2,453,128	2,453,128
01.040 Restricted Grants-in-Aid	0	5,067	5,067	0	37,518	37,518
01.045 Restricted Grants-in-Aid - SFSF	0	0	0	0	0	0
01.050 Property Tax Allocation	0	0	0	0	195,931	195,931
01.060 All Other Operating Revenue	0	39,106	39,106	0	355,306	355,306
01.070 Total Revenue	0	855,096	855,096	0	5,274,882	5,274,882
OTHER FINANCING SOURCES						
02.010 Proceeds from Sale of Notes	0	0	0	0	0	0
02.020 State Emergency Loans & Advancements (Approved)	0	0	0	0	0	0
02.040 Operating Transfers-In	0	0	0	0	0	0
02.050 Advances-In	0	0	0	0	388,797	388,797
02.060 All Other Financing Sources	0	0	0	0	24,790	24,790
02.070 Total Other Financing Sources	0	0	0	0	413,587	413,587
02.080 Total Revenues and Other Financing Sources	0	855,096	855,096	0	5,688,469	5,688,469
EXPENDITURES						
03.010 Personal Services	0	419,469	419,469	0	2,985,482	2,985,482
03.020 Employees' Retirement/Insurance Benefits	0	199,774	199,774	0	1,083,522	1,083,522
03.030 Purchased Services	0	81,239	81,239	0	803,405	803,405
03.040 Supplies and Materials	0	5,899	5,899	0	215,964	215,964
03.050 Capital Outlay	0	12,157	12,157	0	34,266	34,266
03.060 Intergovernmental	0	0	0	0	0	0
04.010 Debt Service: All Principal (Historical)	0	0	0	0	0	0
04.020 Debt Service: Principal - Notes	0	0	0	0	0	0
04.030 Debt Service: Principal - State Loans	0	0	0	0	0	0
04.040 Debt Service: Principal - State Advancements	0	0	0	0	0	0
04.050 Debt Service: Principal - HB 264 Loans	0	0	0	0	0	0
04.055 Debt Service: Principal - Other	0	0	0	0	0	0
04.060 Debt Service: Interest and Fiscal Charges	0	0	0	0	0	0
04.300 Other Objects	0	8,869	8,869	0	80,167	80,167
04.500 Total Expenditures	0	727,407	727,407	0	5,202,806	5,202,806
OTHER FINANCING USES						
05.010 Operating Transfers - Out	0	0	0	0	0	0
05.020 Advances - Out	0	0	0	0	0	0
05.030 All Other Financing Uses	0	0	0	0	0	0
05.040 Total Other Financing Uses	0	0	0	0	0	0
05.050 Total Expenditure and Other Financing Uses	0	727,407	727,407	0	5,202,806	5,202,806
06.010 Excess Rev & Oth Financing Sources over(under) Exp &	0	127,689	127,689	0	485,663	485,663
07.010 Beginning Cash Balance	0	7,059,451	7,059,451	0	6,701,477	6,701,477
07.020 Ending Cash Balance	0	7,187,140	7,187,140	0	7,187,140	7,187,140
08.010 Outstanding Encumbrances	0	868,477	868,477	0	868,477	868,477

-- Options Summary --

Summary or Detail Report? (S,D) D
Output file: FINSUMM.TXT
Type: CSV
Print options page? (Y,N) Y
Generate FINDET report for comparison? (Y,N) Y
Sort options: FS
Include future encumbrance amounts? (Y,N) N
Include accounts with zero amounts? (Y,N) N
Include accounts which are no longer active? (Y,N,I) Y

BAT_FINSUM executed by SE_BMCKEE on node MVECA0:: at 1-FEB-2018 16:18:29.09

Date: 02/01/2018
 Time: 4:18 pm

SOUTHEASTERN LOCAL SCHOOL
 Financial Report by Fund/SCC

Fund #	Fund Description	FYTD Receipts	MTD Expenditures	FYTD Expenditures	Current Fund Balance	Current Encumbrances	Unencumbered Fund Balance	Bank Code		
001 0000	CASH CONTROL - GENERAL FUND	6,598,639.26	855,071.10	5,688,015.77	727,407.46	5,202,071.76	7,084,583.27	868,476.92	6,216,106.35	
001 9018	Chromebook	0.00	25.00	451.00	0.00	735.00	284.00-	0.00	284.00-	
001 9412	GENERAL SET ASIDE (5%)	102,837.52	0.00	0.00	0.00	0.00	102,837.52	0.00	102,837.52	
003 0000	GENERAL INTEREST	1,152,944.19	16,034.31	56,805.98	0.00	0.00	1,209,750.17	0.00	1,209,750.17	
003 9001	PERMANENT IMPROVEMENT VOTED	1,047,182.36-	18,200.00	154,387.25	5,254.50	271,967.00	1,164,762.11-	135,410.07	1,300,172.18-	
003 9003	AUDITORIUM RENOVATION	848.38	0.00	0.00	0.00	0.00	848.38	0.00	848.38	
006 0000	LUNCHROOM CASH CONTROL	702.00-	17,822.84	117,702.04	19,017.57	505,082.09	388,082.05-	79,372.54	467,454.59-	1
006 9017	Children's Hunger Alliance	702.00	0.00	0.00	0.00	0.00	702.00	0.00	702.00	
018 9081	PRINCIPAL'S SUPPORT - MIAMI VIEW	1,734.75	0.00	0.00	0.00	151.83	1,582.92	0.00	1,582.92	1
018 9082	PRINCIPAL'S SUPPORT - HIGH SCHOOL	0.00	225.00	1,582.83	0.00	14,479.85	12,897.02-	856.51	13,753.53-	1
018 9281	MIDDLE SCHOOL PRINCIPAL'S SUPPORT	4,923.67	2,922.64	8,907.03	583.90	4,973.56	8,857.14	3,230.17	5,626.97	
019 9091	MIAMI VIEW WORKROOM/LOUNGE	357.42	0.00	79.04	0.00	0.00	436.46	0.00	436.46	1
019 9092	TEACHER'S LOUNGE - HIGH SCHOOL	435.24	0.00	27.20	0.00	194.99	267.45	106.97	160.48	
022 9012	Wellness Incentive	8,970.85	0.00	0.00	0.00	0.00	8,970.85	0.00	8,970.85	
022 9013	Julia Salyers Memorial Fund	365.00	0.00	12.00	0.00	0.00	377.00	0.00	377.00	
022 9014	Jerry South Memorial Fund	397.84	0.00	0.00	0.00	0.00	397.84	0.00	397.84	

Date: 02/01/2018
 Time: 4:18 pm

SOUTHEASTERN LOCAL SCHOOL
 Financial Report by Fund/SCC

Fund #	Fund Description	FYTD Receipts	MTD Expenditures	FYTD Expenditures	Current Fund Balance	Current Encumbrances	Unencumbered Fund Balance	Bank Code	
022 9081	PRINCIPAL'S FUND/STAFF RECOGNITION	2,464.67-	0.00	51.34	0.00	1,431.37	3,844.70-	783.75	4,628.45-
022 9082	PRINCIPAL'S FUND/STAFF RECOGNITION	2,660.22	0.00	113.55	0.00	1,630.42	1,143.35	0.00	1,143.35
022 9208	2008 Section 125	7.15	0.00	19.02	0.00	0.00	26.17	0.00	26.17
022 9281	PRINCIPAL'S FUND/STAFF RECOGNITION	4,202.16-	218.48	218.48	416.15	1,524.59	5,508.27-	928.00	6,436.27-
027 0000	BWC Distribution Account	62,939.31	3,864.13	25,531.81	0.00	19,075.04	69,396.08	12,648.00	56,748.08
200 9000	Washington DC Trip	66.00	4,220.50	4,220.50	0.00	5,700.00	1,413.50-	0.00	1,413.50-
200 9013	Class of 2013	816.46	0.00	0.00	0.00	0.00	816.46	0.00	816.46
200 9014	Class of 2014	250.00	0.00	0.00	0.00	0.00	250.00	0.00	250.00
200 9015	Class of 2015	187.01	0.00	0.00	0.00	0.00	187.01	0.00	187.01
200 9016	Class of 2016	381.97	0.00	0.00	0.00	0.00	381.97	0.00	381.97
200 9017	Class of 2017	41.15	0.00	0.00	0.00	222.42	181.27-	75.00	256.27-
200 9018	Class of 2018	2,388.69	0.00	110.00	269.50	453.43	2,045.26	0.00	2,045.26
200 9019	Class of 2019	641.12-	0.00	2,287.25	0.00	2,634.29	988.16-	2,064.40	3,052.56-
200 9020	Class of 2020	461.87	0.00	110.00	0.00	0.00	571.87	0.00	571.87
200 9201	FUTURE FARMERS OF AMERICA	2,881.24	0.00	14,391.75	5,208.25	10,858.80	6,414.19	4,144.00	2,270.19
200 9202	FAMILIES CAREERS & COMMUNITY LEADERS OF AMERI	3,232.68	0.00	3,786.73	0.00	3,467.76	3,551.65	1,047.55	2,504.10 1

Date: 02/01/2018
 Time: 4:18 pm

SOUTHEASTERN LOCAL SCHOOL
 Financial Report by Fund/SCC

Fund #	Fund Description	FYTD Receipts	MTD Expenditures	FYTD Expenditures	Current Fund Balance	Current Encumbrances	Unencumbered Fund Balance	Bank Code		
Begin	Balance	MTD Receipts								
200 9203	FUTURE EDUCATORS OF AMERICA	119.74	0.00	0.00	119.74	0.00	119.74			
200 9205	NATIONAL HONOR SOCIETY	580.44	0.00	385.00	330.44	195.00	135.44	1		
200 9206	STUDENT COUNCIL - HI SCHOOL	0.00	0.00	1,940.00	2,979.41-	171.05	3,150.46-			
200 9207	ACHIEVEMENT THRU TEAMWORK	668.01	0.00	0.00	668.01	0.00	668.01			
200 9208	Spanish Club	329.02	0.00	0.00	329.02	0.00	329.02			
200 9210	SPIRIT CLUB	1,708.82	2,637.00	3,437.00	5,145.82	12.00	5,133.82			
200 9215	LAND LAB	264.28	0.00	0.00	264.28	0.00	264.28			
200 9216	MIAMI VIEW MIDDLE SCHOOL STUDENT COUNCIL	5,159.81	0.00	391.95	560.00	1,720.54	3,831.22	81.00	3,750.22	1
200 9217	Jr. High Student Council	5,438.17	0.00	0.00	5,438.17	0.00	5,438.17			
200 9222	S.A.D.D. CASH	206.74	0.00	0.00	206.74	0.00	206.74			
200 9225	H2O HELP TO OTHERS	1,060.87	0.00	35.95	0.00	1,096.82	1,096.82	0.00		
200 9226	Art Club	1,788.16	0.00	0.00	1,788.16	0.00	1,788.16			
300 0000	STUDENT PARTICIPATION FEES	419.82-	0.00	0.00	419.82-	0.00	419.82-			
300 9302	BAND	9,792.48	0.00	0.00	110.00	110.00	9,682.48	0.00		
300 9303	CHEERLEADERS - HI SCHOOL	3,839.27	1,085.45	2,233.45	0.00	8,990.70	2,917.98-	1,049.85	3,967.83-	
300 9304	CHOIR - HI SCHOOL	730.43	0.00	0.00	0.00	730.43	730.43	0.00		

Date: 02/01/2018
 Time: 4:18 pm

SOUTHEASTERN LOCAL SCHOOL
 Financial Report by Fund/SCC

Fund #	Fund Description	FYTD Receipts	MTD Expenditures	FYTD Expenditures	Current Fund Balance	Current Encumbrances	Unencumbered Fund Balance	Bank Code
300 9305	DRAMA - HI SCHOOL 9,886.08	0.00	0.00	2,320.58	7,565.50	1,952.26	5,613.24	
300 9306	Bowling Club 3,010.15-	0.00	0.00	1,320.00	4,330.15-	710.00	5,040.15-	
300 9308	TROJAN TIMES 1.66	0.00	0.00	0.00	1.66	0.00	1.66	
300 9309	YEARBOOK 5,096.11-	0.00	925.00	2,759.09	6,930.20-	0.00	6,930.20-	
300 9312	Wrestling Club 321.34-	4,050.00	10,990.85	2,822.00	12,528.00	1,858.49-	1,755.00	3,613.49-
300 9313	CHEERLEADERS - MIAMI VIEW 879.09	0.00	2,210.56	0.00	2,531.50	558.15	0.00	558.15
300 9320	ATHLETICS - HI SCHOOL 22,340.67	7,493.00	53,394.80	7,849.00	63,800.55	11,934.92	18,005.66	6,070.74- 1
300 9330	ATHLETICS MIAMI VIEW 214.26	1,616.00	6,571.00	540.00	6,489.82	295.44	2,655.38	2,359.94- 1
450 9407	SCHOOLNET 0.01	0.00	0.00	0.00	0.00	0.01	0.00	0.01
451 9018	Public Schools Connectivity 0.00	0.00	2,700.00	0.00	2,588.53	111.47	0.00	111.47
459 9903	OHIO READS GRANT 300.00	0.00	0.00	0.00	300.00	0.00	300.00	
459 9905	OHIO READS 2,000.00	0.00	0.00	0.00	2,000.00	0.00	2,000.00	
461 9018	VOC ED ENHANCEMENTS 0.00	664.52	1,681.08	320.39	1,684.23	3.15-	0.00	3.15-
499 9014	Early Literacy Grant 7,805.06	0.00	0.00	0.00	7,805.06	0.00	7,805.06	
499 9017	Parent Mentor Services 0.00	0.00	1,000.00	0.00	1,000.00	0.00	0.00	
499 9018	FY18 Parent Mentor 0.00	0.00	7,000.00	2,250.00	11,750.00	4,750.00-	13,250.00	18,000.00-

Date: 02/01/2018
 Time: 4:18 pm

SOUTHEASTERN LOCAL SCHOOL
 Financial Report by Fund/SCC

Fund #	Fund Description	FYTD Receipts	MTD Expenditures	FYTD Expenditures	Current Fund Balance	Current Encumbrances	Unencumbered Fund Balance	Bank Code
499 9107	Project Lead the Way 0.45	0.00	0.00	0.00	0.45	0.00	0.45	
499 9900	BUILDING INCENTIVE 128.59	0.00	0.00	0.00	128.59	0.00	128.59	
516 9602	TITLE IV-B 2002 0.56	0.00	0.00	0.00	0.56	0.00	0.56	
516 9617	IDEA PART B 6,790.61	13,352.90	0.00	20,143.51	0.00	0.00	0.00	
516 9618	IDEA PART B 0.00	43,047.42	13,896.40	69,235.40	26,187.98-	0.00	26,187.98-	
572 9217	TITLE I 10,080.63	12,532.35	0.00	22,612.98	0.00	0.00	0.00	
572 9218	TITLE I 0.00	36,201.11	10,739.05	60,292.48	24,091.37-	11,248.89	35,340.26-	
573 9302	TITLE VI-INNOVATIVE 1.00	0.00	0.00	0.00	1.00	0.00	1.00	
590 9018	IMPROVING TCHR QUALITY 0.00	11,271.78	3,757.26	18,786.30	7,514.52-	0.00	7,514.52-	
599 9017	MISC. FED. GRANT 0.00	3,787.00	0.00	3,787.00	0.00	0.00	0.00	
599 9018	Title IV-A Student Support & Academic Enrichm 0.00	1,197.00	0.00	1,322.00	125.00-	2,909.00	3,034.00-	
GRAND TOTALS:		939,936.97	802,941.43	6,365,791.82	6,904,660.00	1,163,138.97	5,741,521.03	

-- Options Summary --

Output file: CHEKPY.TXT
Print options page? (Y,N) Y
Sort options: C
Check types to select. (D,I,M,P,R,T,W): W,P,R,M
Print vendor from PO or check. (P,C): P
Date Selection From: 01/01/2018
To: 01/31/2018
Summary or Detail report? (S,D) S
Single or Double space summary report? (S,D) S
Include or Exclude the following vendors?(I,E) I

BAT_CHEKPY executed by SE_BMCKEE on node MVECA0:: at 1-FEB-2018 16:42:19.30

Date: 02/01/2018
 Time: 4:42 pm

SOUTHEASTERN LOCAL SCHOOL
 SORT BY CHECK NUMBER
 CHECK DATES BETWEEN 01/01/2018 AND 01/31/2018
 WARRANT, REFUND, MEMO, PAYROLL CHECKS

Page: 1
 (CHEKPY)

CHECK	TYPE	DATE	VENDOR	VENDOR	STATUS/DATE	BANK CODE	CHECK AMOUNT
095624	W	01/05/2018	AMERITECH	010200	RECONCILED:01/31/2018		650.45
095625	W	01/05/2018	BSN Sports	034171	RECONCILED:01/31/2018	1	1,551.18
095626	W	01/05/2018	Byrum's Floor Store LLC	034601	RECONCILED:01/31/2018		4,791.50
095627	W	01/05/2018	Carr Supply Springfield	034750	RECONCILED:01/31/2018		514.00
095628	W	01/05/2018	City Electric Supply	033985	RECONCILED:01/31/2018		50.63
095629	W	01/05/2018	Commercial Cleaning Professionals	032370	RECONCILED:01/31/2018		455.00
095630	W	01/05/2018	COMMUNITY HOSPITAL CENTER FOR OCCUPATIONAL HEALTH	002395	RECONCILED:01/31/2018		212.00
095631	W	01/05/2018	De Lage Landen	034335	RECONCILED:01/31/2018		1,806.00
095632	W	01/05/2018	DELANEY PLUMBING	003400	RECONCILED:01/31/2018		214.50
095633	W	01/05/2018	Fisher Auto Parts	035134	RECONCILED:01/31/2018		104.00
095634	W	01/05/2018	Flagway House	030851	RECONCILED:01/31/2018		165.00
095635	W	01/05/2018	Guardian	033892	RECONCILED:01/31/2018		143.70
095636	W	01/05/2018	H. W. MANN & SONS	007650	RECONCILED:01/31/2018		240.00
095637	W	01/05/2018	Hector Santiago	035014	RECONCILED:01/31/2018		90.00
095638	W	01/05/2018	John Parrish	035148	RECONCILED:01/31/2018		90.00
095639	W	01/05/2018	JOSTENS DIPLOMA DIVISION	032249	RECONCILED:01/31/2018		269.50
095640	W	01/05/2018	Ken Powers	034256	RECONCILED:01/31/2018	1	40.00
095641	W	01/05/2018	KINCAIDS	006764	RECONCILED:01/31/2018		45.98
095642	W	01/05/2018	MACRAY CO INC.	007480	RECONCILED:01/31/2018		20.00
095643	W	01/05/2018	MILLER'S TEXTILE SERVICES	012700	RECONCILED:01/31/2018	1 (Multi-bank check)	348.75
095644	W	01/05/2018	NATIONAL FFA ORGANIZATION	008762	RECONCILED:01/31/2018		49.00
095645	W	01/05/2018	Ohio Mobile Shredding	032609	RECONCILED:01/31/2018		117.60
095646	W	01/05/2018	QUILL OFFICE SUPPLIES	010750	RECONCILED:01/31/2018		256.91
095647	W	01/05/2018	Radio Engineering Industries,	035127	RECONCILED:01/31/2018		1,965.00
095648	W	01/05/2018	Robert Hardy	035146	RECONCILED:01/31/2018	1	65.00
095649	W	01/05/2018	Sarah Cline	034697	RECONCILED:01/31/2018		68.78
095650	W	01/05/2018	SHOEMAKER'S GROCERY	011900	RECONCILED:01/31/2018		36.87
095651	W	01/05/2018	SHOEMAKER'S HOME CENTER	011950	RECONCILED:01/31/2018		221.01
095652	W	01/05/2018	Sonya Hardy	035147	RECONCILED:01/31/2018	1	65.00
095653	W	01/05/2018	Steve Scott	032577		1	40.00
095654	W	01/05/2018	Steven Carson	034860	RECONCILED:01/31/2018	1	65.00
095655	W	01/05/2018	TRIEC,INC.	020083	RECONCILED:01/31/2018		485.34
095656	W	01/05/2018	Turf Nerd Lawn Care	035111	RECONCILED:01/31/2018	1	1,712.00
095657	W	01/05/2018	WILSON PRINTING AND GRAPHICS	031158	RECONCILED:01/31/2018		589.50
095658	B	01/05/2018	MELISSA HUNTER	031146	RECONCILED:01/31/2018		22.00
095659	W	01/09/2018	Northridge Bowling Alley	035044	RECONCILED:01/31/2018	1	560.00
095660	W	01/12/2018	Alex Brouhard	035020	RECONCILED:01/31/2018	1	40.00
095661	W	01/12/2018	AQUA-FALLS GLACIER MOUNTAIN	030172	RECONCILED:01/31/2018		9.90
095662	W	01/12/2018	Centurylink Business Services	031172	RECONCILED:01/31/2018		19.08
095663	W	01/12/2018	City Electric Supply	033985	RECONCILED:01/31/2018		244.98
095664	W	01/12/2018	Christopher Sticka	035139	RECONCILED:01/31/2018	1	80.00
095665	W	01/12/2018	Christopher Walter	033687	RECONCILED:01/31/2018	1	65.00
095666	W	01/12/2018	Columbus Symphony	035107	RECONCILED:01/31/2018		110.00
095667	W	01/12/2018	ENASCO	034471	RECONCILED:01/31/2018		609.57
095668	W	01/12/2018	Florida Fruit Association, Inc	033837	RECONCILED:01/31/2018		5,159.25
095669	W	01/12/2018	Frederick Newcomb	035085	RECONCILED:01/31/2018	1	80.00
095670	W	01/12/2018	GORDON FOOD SERVICE	014629	RECONCILED:01/31/2018	1	3,459.43
095671	W	01/12/2018	James Burton	035149	RECONCILED:01/31/2018	1	65.00
095672	W	01/12/2018	John Gummel	035145	RECONCILED:01/31/2018	1	870.98

SOUTHEASTERN LOCAL SCHOOL
SORT BY CHECK NUMBER
CHECK DATES BETWEEN 01/01/2018 AND 01/31/2018
WARRANT, REFUND, MEMO, PAYROLL CHECKS

CHECK	TYPE	DATE	VENDOR	VENDOR	STATUS/DATE	BANK CODE	CHECK AMOUNT
095673	W	01/12/2018	KINCAIDS	006764	RECONCILED:01/31/2018		52.00
095674	W	01/12/2018	Larry McCrea	034850	RECONCILED:01/31/2018	1	65.00
095675	W	01/12/2018	Larry Ray	035128	RECONCILED:01/31/2018	1	40.00
095676	W	01/12/2018	MAINE'S COLLISION REPAIR	000013	RECONCILED:01/31/2018		116.00
095677	W	01/12/2018	MILLER'S TEXTILE SERVICES	012700	RECONCILED:01/31/2018		55.51
095678	W	01/12/2018	Nancy Holt	034684	RECONCILED:01/31/2018		1,250.00
095679	W	01/12/2018	NEOLA, Inc.	032628	RECONCILED:01/31/2018		1,242.27
095680	W	01/12/2018	Nickles Bakery of Ohio	035077	RECONCILED:01/31/2018	1	51.36
095681	W	01/12/2018	OHIO SCHOOL BOARD ASSOCIATION	010262	RECONCILED:01/31/2018		3,368.00
095682	W	01/12/2018	Paladin Protective Systems, Inc	034804	RECONCILED:01/31/2018		478.25
095683	W	01/12/2018	Pamela Schultz	032773		1	65.00
095684	W	01/12/2018	Perry Gullette	034174	RECONCILED:01/31/2018	1	65.00
095685	W	01/12/2018	QUILL OFFICE SUPPLIES	010750	RECONCILED:01/31/2018		161.89
095686	W	01/12/2018	REITER DAIRY	010970	RECONCILED:01/31/2018	1	405.69
095687	W	01/12/2018	Ryan Wallace	035130	RECONCILED:01/31/2018	1	40.00
095688	W	01/12/2018	TECUMSEH HIGH SCHOOL ATTN; ATHLETIC DIRECTOR	012965	RECONCILED:01/31/2018		375.00
095689	W	01/12/2018	TONY TAYLOR	030122	RECONCILED:01/31/2018	1	65.00
095690	W	01/12/2018	VECTREN ENERGY DELIVERY	003350	RECONCILED:01/31/2018		1,239.84
095691	W	01/12/2018	VILLAGE OF S. CHARLESTON	013400	RECONCILED:01/31/2018	(Multi-bank check)	1,844.14
095692	W	01/12/2018	W. R. HACKETT INC.,	005223	RECONCILED:01/31/2018	1	787.14
095693	W	01/12/2018	William Nichols	034689	RECONCILED:01/31/2018	1	40.00
095694	W	01/22/2018	Alex Brouhard	035020	RECONCILED:01/31/2018	1	40.00
095695	W	01/22/2018	AQUA-FALLS GLACIER MOUNTAIN	030172	RECONCILED:01/31/2018		4.95
095696	W	01/22/2018	BOB ROACH	020109	RECONCILED:01/31/2018	1	65.00
095697	W	01/22/2018	Brian Redish	033877		1	80.00
095698	W	01/22/2018	Burleson Law Offices, LLC	033353			2,050.11
095699	W	01/22/2018	CATHY HOLFINGER	030793	RECONCILED:01/31/2018		59.58
095700	W	01/22/2018	Direct Energy Business Marketing, LLC	034790	RECONCILED:01/31/2018		2,587.62
095701	W	01/22/2018	Donald Hammond	034066	RECONCILED:01/31/2018	1	65.00
095702	W	01/22/2018	Douglas Paxson	035152		1	65.00
095703	W	01/22/2018	Gem City Tire	033016	RECONCILED:01/31/2018		299.85
095704	W	01/22/2018	GORDON FOOD SERVICE	014629	RECONCILED:01/31/2018	1	1,108.98
095705	W	01/22/2018	Hershey Creamery Co	035076		1	136.68
095706	W	01/22/2018	RIVERSIDE SCORING SERV C/O METRI TECH INC	011305			845.54
095707	W	01/22/2018	Rush Truck Centers Cincinnati Parts	033879	RECONCILED:01/31/2018		283.80
095708	W	01/22/2018	Ken Powers	034256	RECONCILED:01/31/2018	1	60.00
095709	W	01/22/2018	Lionell Ogburn	033362	RECONCILED:01/31/2018	1	65.00
095710	W	01/22/2018	Michael Seagraves	035143		1	80.00
095711	W	01/22/2018	MIKE MCNEIL	004007	RECONCILED:01/31/2018	1	65.00
095712	W	01/22/2018	Mike Reed	033525		1	65.00
095713	W	01/22/2018	MILLER'S TEXTILE SERVICES	012700	RECONCILED:01/31/2018		103.59
095714	W	01/22/2018	Nathan Brown	035151	RECONCILED:01/31/2018	1	70.00
095715	W	01/22/2018	Nickles Bakery of Ohio	035077	RECONCILED:01/31/2018	1	60.30
095716	W	01/22/2018	OHIO DEPARTMENT OF JOB AND FAMILY SERVICE	010250			39.76
095717	W	01/22/2018	OHSBCA	035104	RECONCILED:01/31/2018	1	50.00
095718	W	01/22/2018	Paul Turner	032997	RECONCILED:01/31/2018	1	65.00

Date: 02/01/2018
 Time: 4:42 pm

SOUTHEASTERN LOCAL SCHOOL
 SORT BY CHECK NUMBER
 CHECK DATES BETWEEN 01/01/2018 AND 01/31/2018
 WARRANT, REFUND, MEMO, PAYROLL CHECKS

Page: 3
 (CHEKPY)

CHECK	TYPE	DATE	VENDOR	VENDOR	STATUS/DATE	BANK CODE	CHECK AMOUNT
095719	W	01/22/2018	PEPSI COLA CO.	010375	RECONCILED:01/31/2018	1	1,106.76
095720	W	01/22/2018	Randon McNeil	034226	RECONCILED:01/31/2018	1	65.00
095721	W	01/22/2018	Ray Bradshaw	034527		1	65.00
095722	W	01/22/2018	REITER DAIRY	010970	RECONCILED:01/31/2018	1	278.51
095723	W	01/22/2018	SHOEMAKER'S GROCERY	011900	RECONCILED:01/31/2018		379.28
095724	W	01/22/2018	Stanbury Uniforms, Inc	032849			10,192.17
095725	W	01/22/2018	Steve Penix	034719	RECONCILED:01/31/2018	1	70.00
095726	W	01/22/2018	Steve Scott	032577		1	40.00
095727	W	01/22/2018	TIM SANDLIN	032286	RECONCILED:01/31/2018	1	60.00
095728	W	01/22/2018	Turf Nerd Lawn Care	035111		1	740.00
095729	W	01/22/2018	W. R. HACKETT INC.,	005223	RECONCILED:01/31/2018	1	333.72
095730	W	01/22/2018	William Nichols	034689		1	40.00
095731	W	01/22/2018	Wilson Sims	034696		1	40.00
095732	M	01/25/2018	EPC-Self-Funded Medical Plan	900052		(Multi-bank check)	88,022.49
095733	M	01/23/2018	EPC Dental/Vision Benefit Plan Dental Plan	900053		(Multi-bank check)	4,836.16
095734	M	01/25/2018	EPC-Dental/Vision Benefit Plan Vision Plan	900054		(Multi-bank check)	1,258.00
095735	M	01/25/2018	Sun Life Assurance Company of Canada	900055		(Multi-bank check)	360.00
095736	W	01/26/2018	Al Able Pest Doctors	034985	RECONCILED:01/31/2018	(Multi-bank check)	55.00
095737	W	01/26/2018	Apple Inc.	034275	RECONCILED:01/31/2018		76.00
095738	W	01/26/2018	Brady Baker	035144		1	60.00
095739	W	01/26/2018	Cedarville High School	033547	RECONCILED:01/31/2018	1	110.00
095740	W	01/26/2018	CRAIG ISAAC	020058	RECONCILED:01/31/2018	1	90.00
095741	W	01/26/2018	DAN SAYERS	020016			275.00
095742	W	01/26/2018	DAYTON POWER AND LIGHT COMPANY	032183			4,673.58
095743	W	01/26/2018	DECKER INC	031526	RECONCILED:01/31/2018		622.36
095744	W	01/26/2018	Edwin Huey	034214	RECONCILED:01/31/2018	1	60.00
095745	W	01/26/2018	Global Gov't Eduction Solution Attn: Jack Gephart	004948	RECONCILED:01/31/2018		214.00
095746	W	01/26/2018	GORDON FOOD SERVICE	014629		1	326.42
095747	W	01/26/2018	B2B Computer Products LLC DBA: ITSavvy	034144	RECONCILED:01/31/2018		1,647.00
095748	W	01/26/2018	Jeffrey Dillon	035155			275.00
095749	W	01/26/2018	Jeffrey Sitler	034846			275.00
095750	W	01/26/2018	Jeremiah Maurice	035154			275.00
095751	W	01/26/2018	Just-Ink-Tees	035150	RECONCILED:01/31/2018		267.00
095752	W	01/26/2018	KEITH SMITH	012180		1	60.00
095753	W	01/26/2018	KINCAIDS	006764	RECONCILED:01/31/2018		201.95
095754	W	01/26/2018	Kyle Morris	034413		1	60.00
095755	W	01/26/2018	Megacity Fire Protection	034142			235.70
095756	W	01/26/2018	Michael Salupo	035156	RECONCILED:01/31/2018		275.00
095757	W	01/26/2018	MONTGOMERY CO EDUCATIONAL SERVICE CENTER	008600	RECONCILED:01/31/2018		2,243.34
095758	W	01/26/2018	Nancy Holt	034684	RECONCILED:01/31/2018		1,000.00
095759	W	01/26/2018	Nickles Bakery of Ohio	035077	RECONCILED:01/31/2018	1	32.68
095760	W	01/26/2018	OAT & CCC Donna Josphe	010167	RECONCILED:01/31/2018	1	180.00
095761	W	01/26/2018	Pat Catan's	034330			94.28
095762	W	01/26/2018	RANDY DELANEY	020510	RECONCILED:01/31/2018	1	47.88
095763	W	01/26/2018	REITER DAIRY	010970		1	79.00

Date: 02/01/2018
 Time: 4:42 pm

SOUTHEASTERN LOCAL SCHOOL
 SORT BY CHECK NUMBER
 CHECK DATES BETWEEN 01/01/2018 AND 01/31/2018
 WARRANT, REFUND, MEMO, PAYROLL CHECKS

Page: 4
 (CHEKPY)

CHECK	TYPE	DATE	VENDOR	VENDOR	STATUS/DATE	BANK CODE	CHECK AMOUNT
095764	W	01/26/2018	SHOEMAKER'S GROCERY	011900			88.90
095765	W	01/26/2018	SPRINGFIELD ART COUNCIL	012557			495.00
095766	W	01/26/2018	Steve Sexton	035153	RECONCILED:01/31/2018		275.00
095767	W	01/26/2018	Studica Inc.	035138			99.99
095768	W	01/26/2018	W. R. HACKETT INC.,	005223		1	216.70
095769	W	01/26/2018	West Jefferson Athletic Dept.	034870			350.00
095770	W	01/26/2018	CASELL CONCEPTS	002725			1,940.00
992738	C	01/05/2018	PAYROLL	900005	RECONCILED:01/31/2018	(Multi-bank check)	228,001.57
992745	M	01/05/2018	PAYROLL	900005		(Multi-bank check)	4,794.77
992746	M	01/05/2018	RETIREMENT SERS	900002			296.49
992747	M	01/05/2018	RETIREMENT STRS	900001			2,110.15
992748	M	01/02/2018	American Fidelity products	900018		(Multi-bank check)	56,400.00
992749	M	01/02/2018	SECURITY NATIONAL BANK	900042		1 (Multi-bank check)	734.36
992750	C	01/18/2018	PAYROLL	900005	RECONCILED:01/31/2018	(Multi-bank check)	221,407.46
992752	M	01/26/2018	FOUNDATION	900014		(Multi-bank check)	121,628.93
992753	M	01/31/2018	SECURITY NATIONAL BANK	900042			1,980.77
992754	M	01/10/2018	SECURITY NATIONAL BANK	900042		1	1.25
992756	M	01/31/2018	AUDITOR & TREAS. FEES	900034			3,130.03
992757	M	01/18/2018	PAYROLL	900005		(Multi-bank check)	4,663.59
992758	M	01/18/2018	RETIREMENT SERS	900002			296.49
992759	M	01/18/2018	RETIREMENT STRS	900001			2,110.15
992760	M	01/31/2018	SECURITY NATIONAL BANK	900042			100.00
V VOIDED CHECKS			0	CHECK TOTALS	0.00		
R RECONCILED CHECKS			111	CHECK TOTALS	504,789.66		
W WARRANT CHECKS			142	CHECK TOTALS	79,822.46		
M MEMO CHECKS			17	CHECK TOTALS	292,723.63		
B REFUND CHECKS			1	CHECK TOTALS	22.00		
I INVESTMENT CHECKS			0	CHECK TOTALS	0.00		
T TRANSFER CHECKS			0	CHECK TOTALS	0.00		
D DISTRIBUTION CHECKS			0	CHECK TOTALS	0.00		
C PAYROLL CHECKS			2	CHECK TOTALS	449,409.03		
MISSING CHECKS			0				
** TOTAL CHECKS (LESS VOIDED)			162	** TOTAL NET	821,977.12		
*** TOTAL CHECKS WRITTEN			162	*** GRAND TOTALS	821,977.12		