

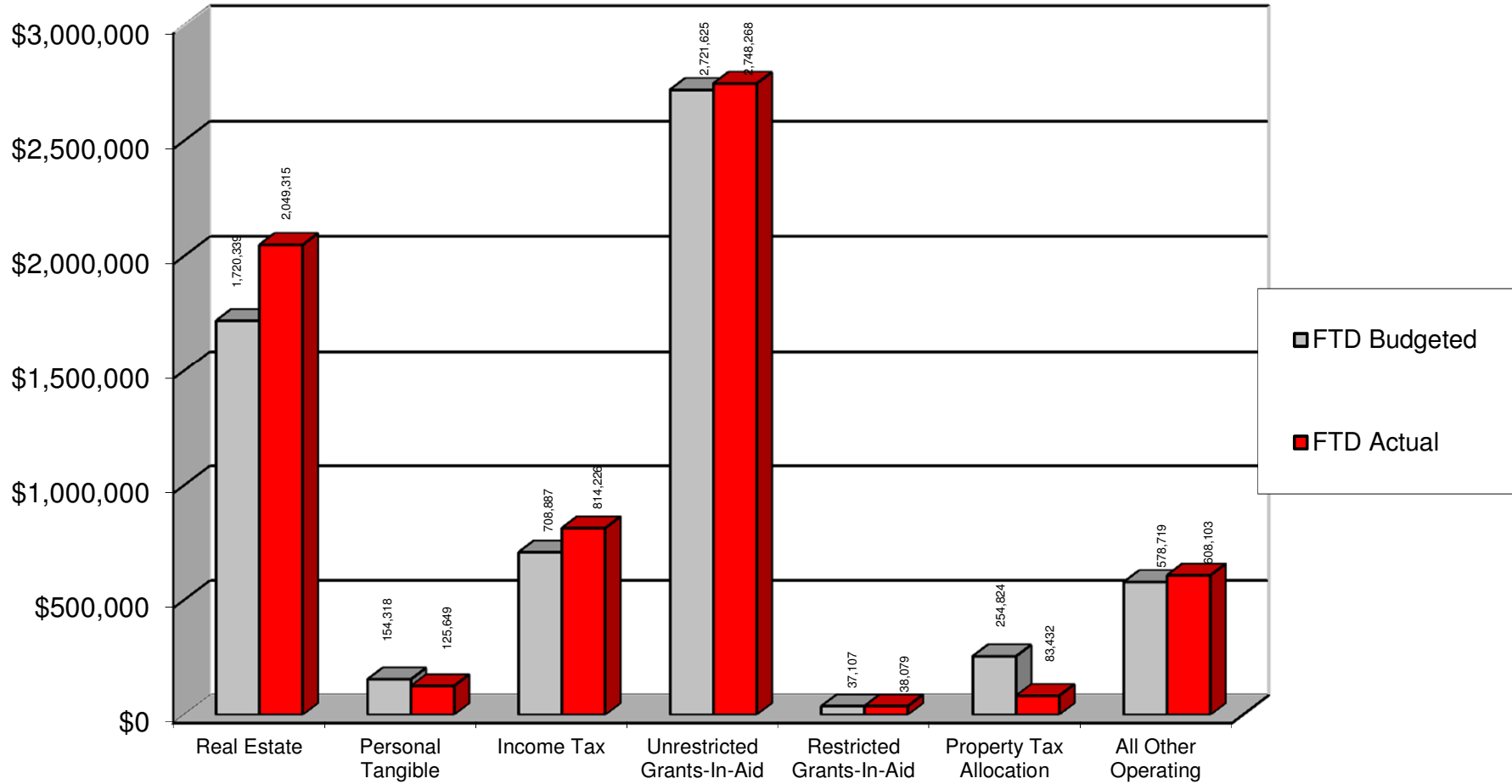
SOUTHEASTERN LOCAL SCHOOL DISTRICT

FINANCIAL REPORT

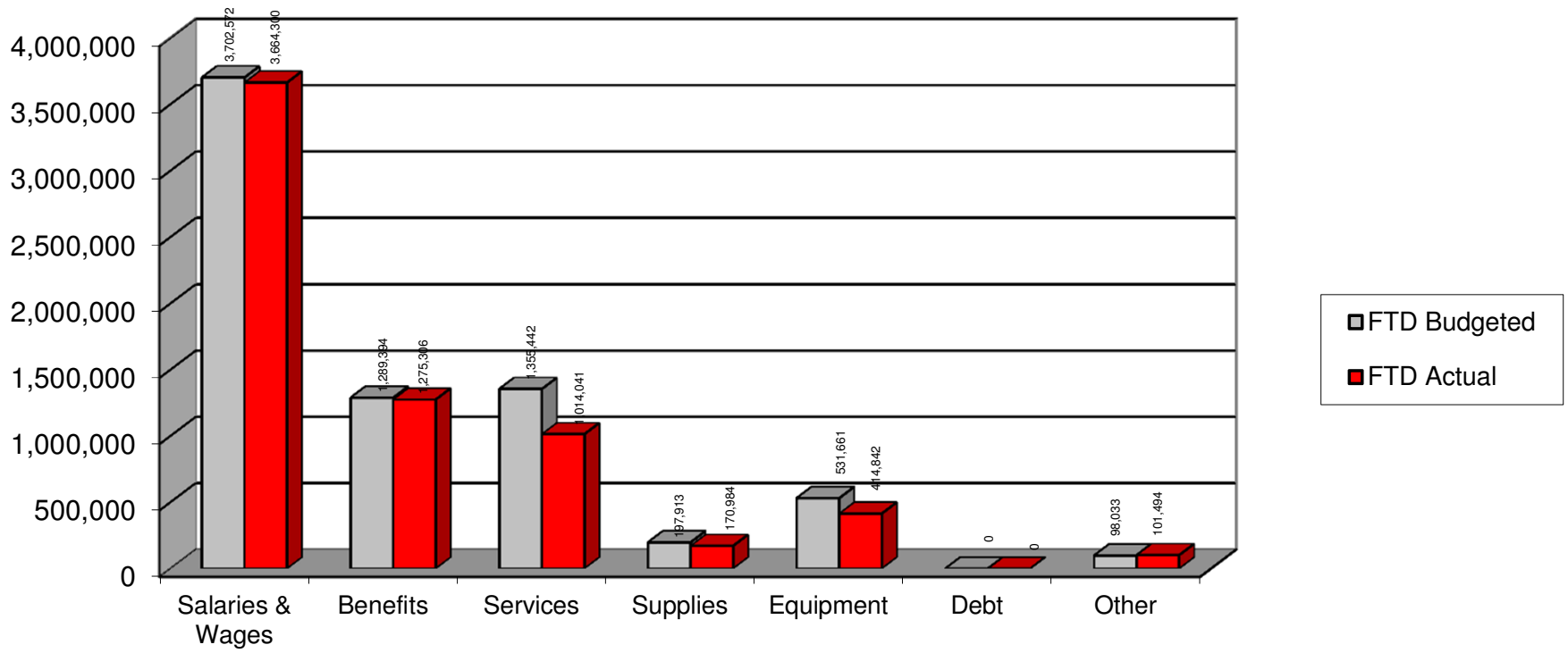
02/28/2019



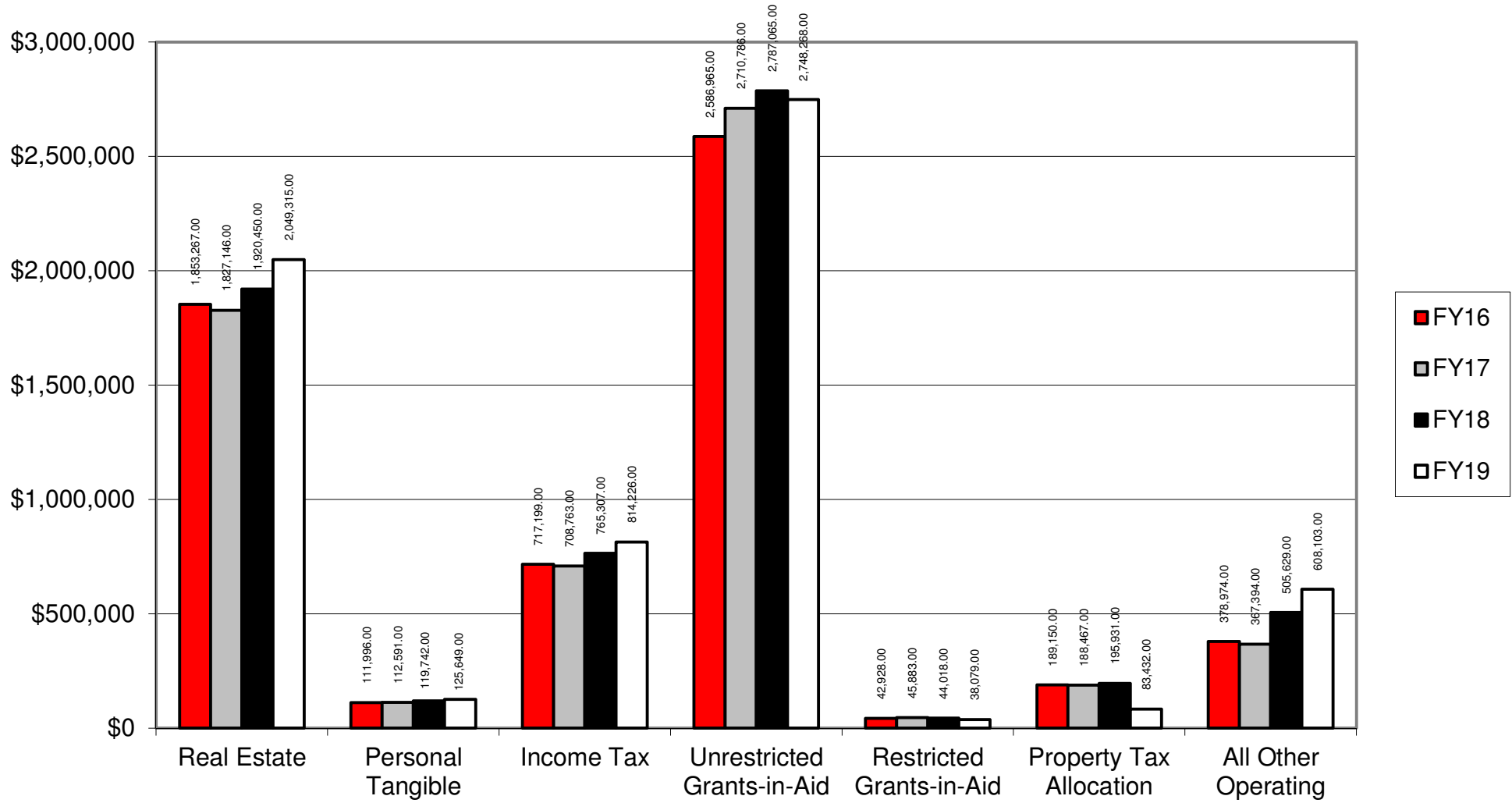
FTD BUDGETED vs. FTD ACTUAL



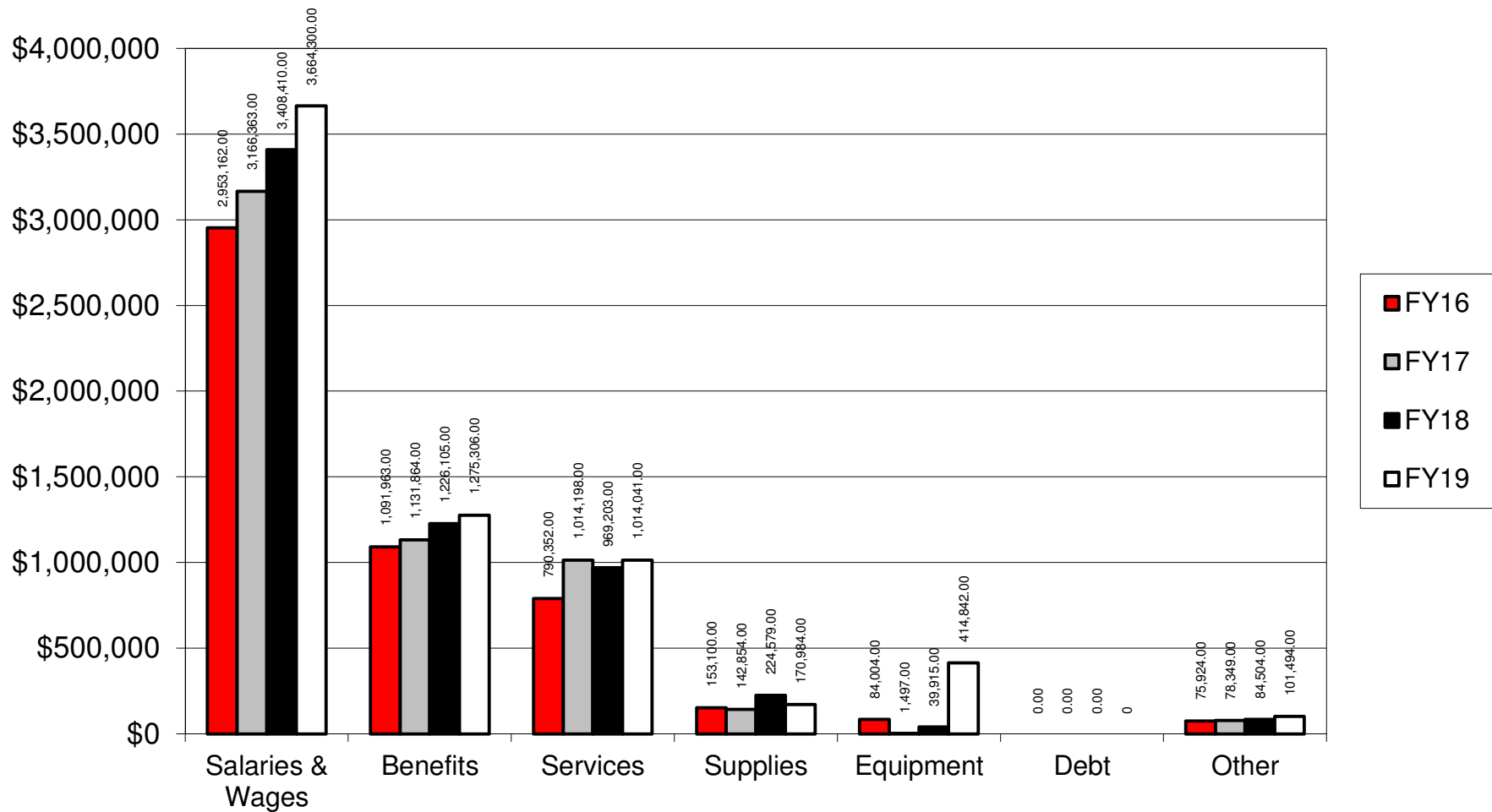
FTD BUDGETED vs. FTD ACTUAL



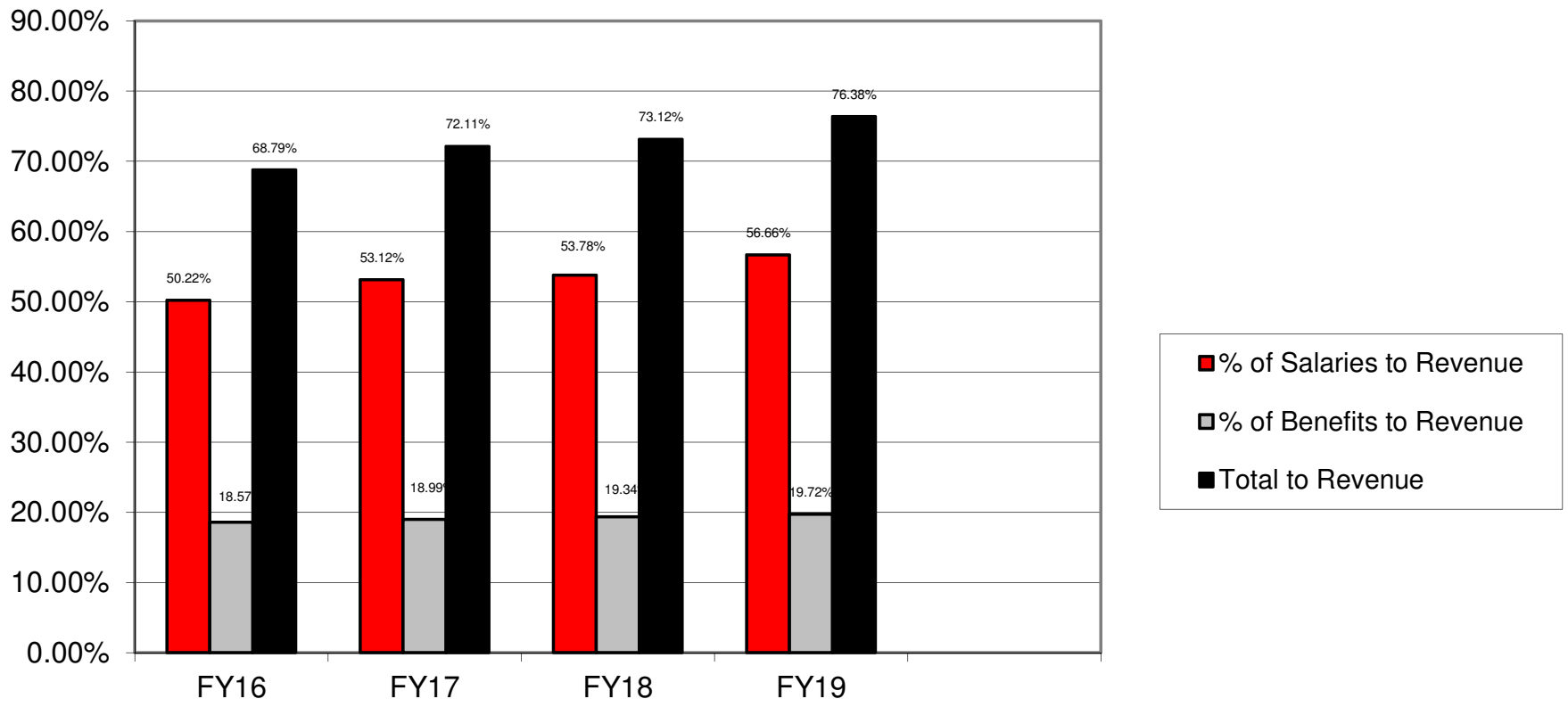
HISTORICAL REVENUE



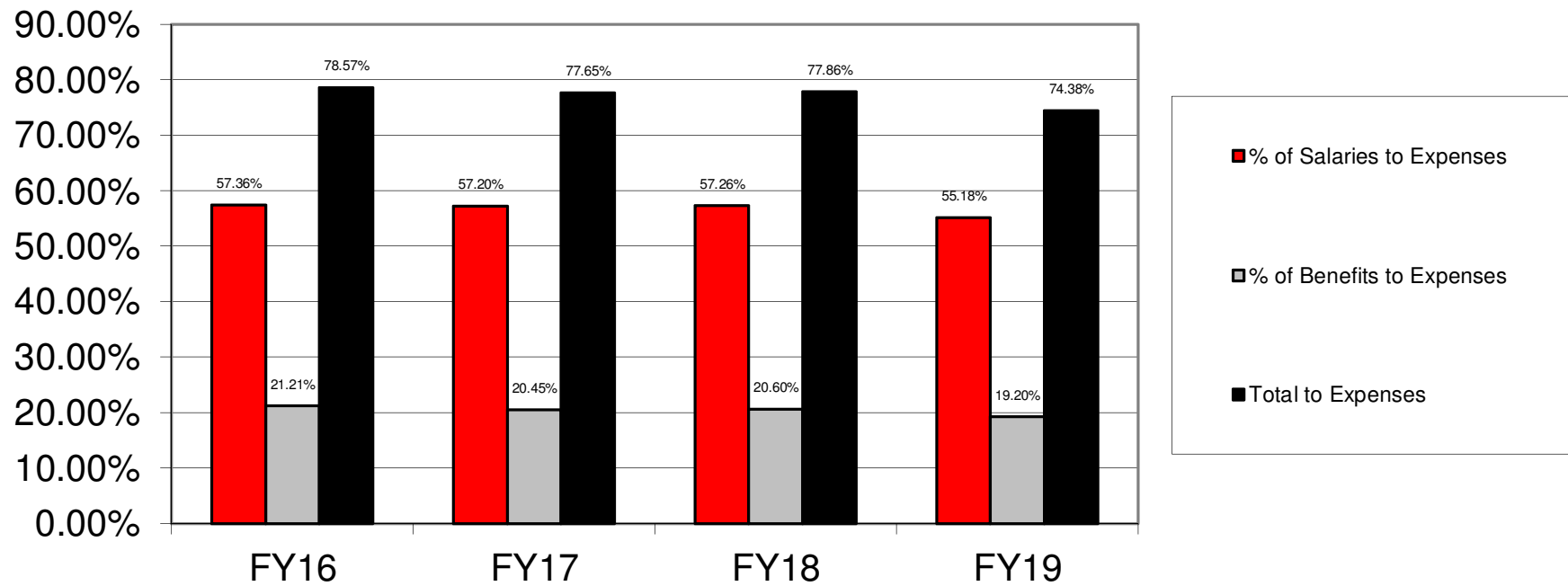
HISTORICAL EXPENDITURES



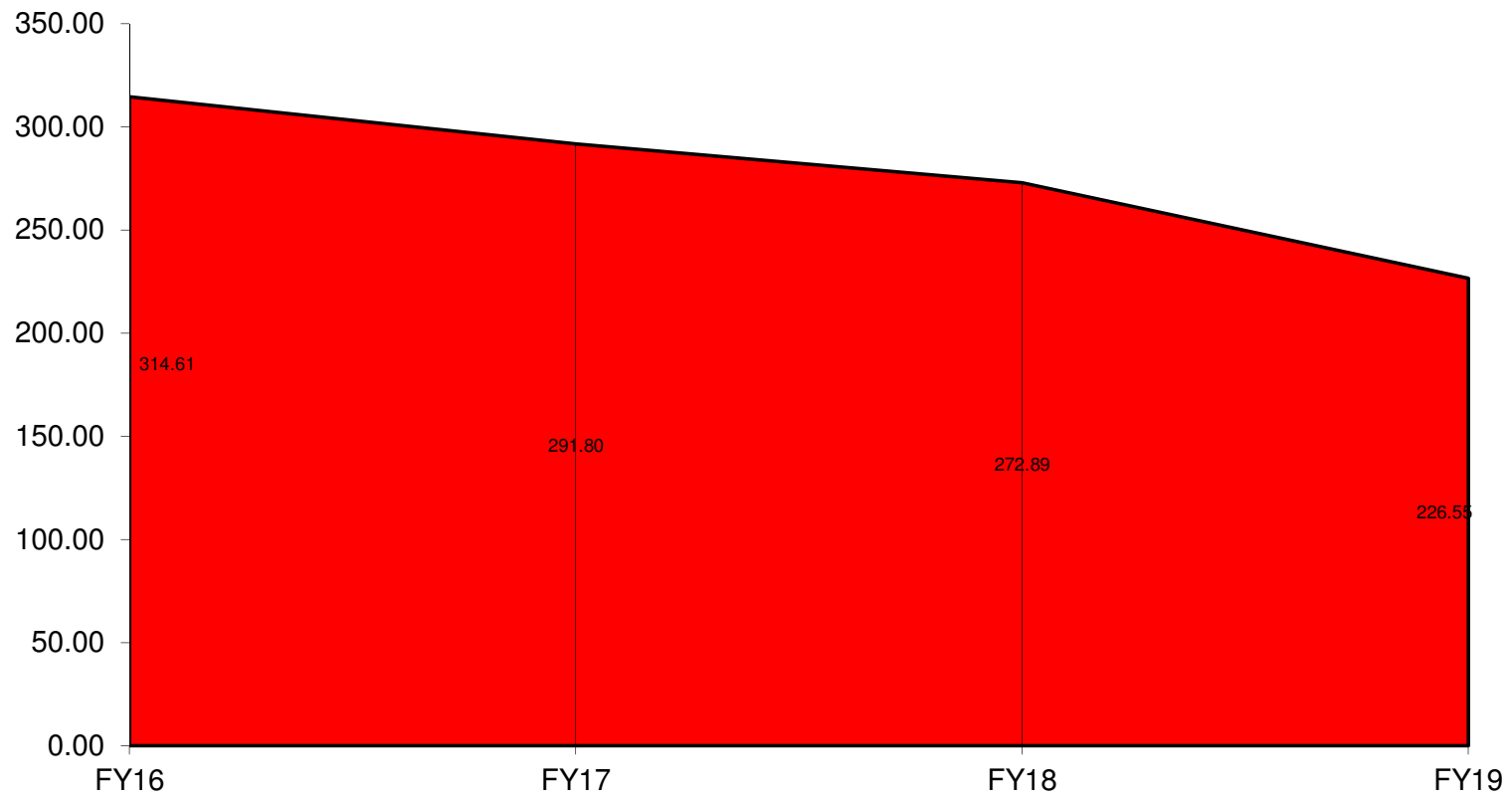
% OF SALARIES AND BENEFITS TO REVENUE



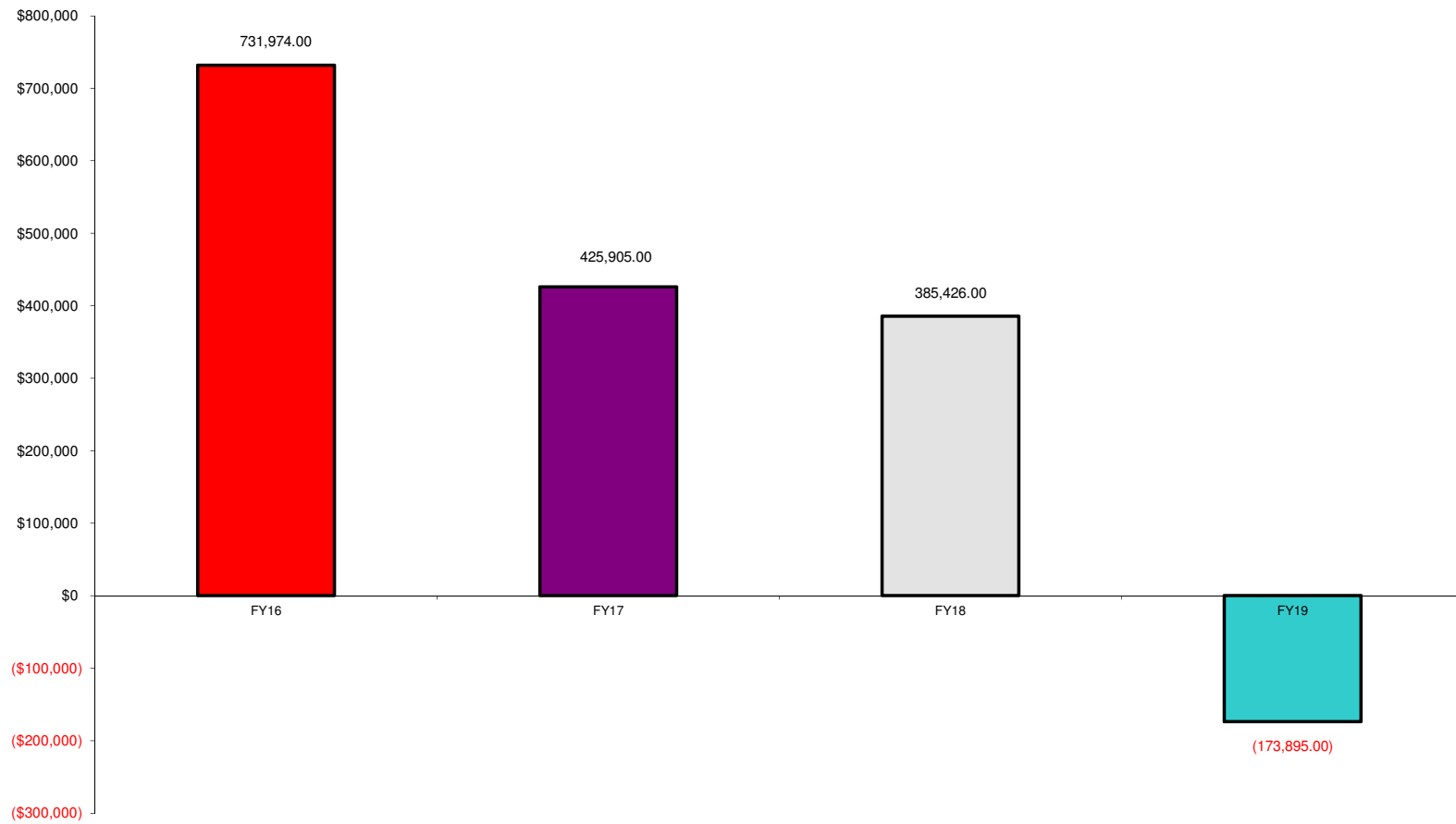
% OF SALARIES AND BENEFITS TO EXPENDITURES



Days of Operating Cash



SURPLUS/DEFICIT



**MONTHLY BUDGET VARIANCE
SOUTHEASTERN LOCAL SCHOOLS**

	FTD Budgeted	FTD Actual	Variance	Percentage Variance	MTD Budgeted	MTD Actual	Variance	Percentage Variance
REVENUE								
General Property (Real Estate)	\$1,720,339	\$2,049,315	\$328,976	19.12%	\$0	\$718,300	\$718,300	-
Tangible Personal Property	154,318	125,649	(28,669)	-18.58%	\$0	0	0	-
Income Tax	708,887	814,226	105,339	14.86%	\$0	0	0	-
Unrestricted Grants-In-Aid	2,721,625	2,748,268	26,643	0.98%	\$340,033	327,541	(12,492)	-3.67%
Restricted Grants-In-Aid	37,107	38,079	972	2.62%	\$4,634	3,367	(1,267)	-27.34%
Restricted Grants-In-Aid - SFSF	0	0	0	-	\$0	0	0	-
Property Tax Allocation	254,824	83,432	(171,392)	-67.26%	\$31,695	0	(31,695)	-100.00%
All Other Operating Revenue	578,719	608,103	29,384	5.08%	72,304	144,728	72,424	100.17%
TOTAL REVENUE	\$6,175,820	\$6,467,072	\$291,252	4.72%	\$448,665	\$1,193,936	\$745,271	166.11%
EXPENDITURES								
Salaries & Wages	\$3,702,572	\$3,664,300	\$38,272	-1.03%	\$462,590	\$470,962	(\$8,372)	1.81%
Benefits	\$1,289,394	\$1,275,306	14,088	-1.09%	161,094	235,548	(74,454)	46.22%
Services	\$1,355,442	\$1,014,041	341,401	-25.19%	169,346	172,037	(\$2,691)	1.59%
Supplies	\$197,913	\$170,984	26,929	-13.61%	24,727	10,190	14,537	-58.79%
Equipment	\$531,661	\$414,842	116,819	-21.97%	66,424	10,166	\$56,258	-84.70%
Debt	\$0	\$0	0	-	0	0	0	-
Other	\$98,033	\$101,494	(3,461)	3.53%	12,248	6,580	5,668	-46.28%
TOTAL EXPENSES	\$7,175,016	\$6,640,967	\$534,049	-7.44%	\$896,429	\$905,483	(\$9,054)	1.01%
SURPLUS/DEFICIT	(\$999,196)	(\$173,895)	\$825,301	-82.60%	(\$447,763)	\$288,453	\$736,216	-164.42%
OTHER USES/SOURCES								
Transfers/Advances In	400,461	399,536	(925)	-0.23%	0	0	0	-
Transfers/Advances Out	0	0	0	-	0	0	0	-
All Other Financing Sources/(Uses)	17,380	26,315	8,935	51.41%	664	410	\$254	-38.25%
NET SOURCES/USES	417,841	425,851	8,010	1.92%	664	410	254	-38.25%
BEGINNING CASH	\$6,792,758	\$6,792,753	(\$5)	0.00%	\$7,452,866	\$7,188,700	(\$264,166)	-3.54%
ENDING CASH	\$6,211,403	\$7,044,709	\$833,306	13.42%	\$7,005,767	\$7,477,563	\$471,796	6.73%
ENCUMBRANCES	\$629,139	\$853,292	\$224,153	35.63%	\$629,139	\$853,292	\$224,153	35.63%
BUDGET RESERVE	\$0	\$0			\$0	\$0		
UNENCUMBERED CASH	\$5,582,264	\$6,191,417	\$609,153	10.91%	\$6,376,628	\$6,624,271	\$247,643	3.88%

**HISTORICAL COMPARISON BY OBJECT
SOUTHEASTERN LOCAL SCHOOLS**

	FY 16 7/15-02/16	FY 17 7/16-02/17	% of Change	FY 18 7/17-02/18	% of Change	FY 19 7/18-02/19	% of Change
REVENUE							
General Property (Real Estate)	\$1,853,267	\$1,827,146	-1.41%	\$1,920,450	5.11%	\$2,049,315	6.71%
Tangible Personal Property	111,996	112,591	0.53%	119,742	6.35%	125,649	4.93%
Income Tax	717,199	708,763	-1.18%	765,307	7.98%	814,226	6.39%
Unrestricted Grants-in-Aid	2,586,965	2,710,786	4.79%	2,787,065	2.81%	2,748,268	-1.39%
Restricted Grants-in-Aid	42,928	45,883	6.88%	44,018	-4.06%	38,079	-13.49%
Restricted Grants-in-Aid - SFSF	0	0	-	0	-	0	-
Property Tax Allocation	189,150	188,467	-0.36%	195,931	3.96%	83,432	-57.42%
All Other Operating Revenue	378,974	367,394	-3.06%	505,629	37.63%	608,103	20.27%
TOTAL REVENUE	\$5,880,479	\$5,961,030	1.37%	\$6,338,142	6.33%	\$6,467,072	2.03%
EXPENDITURES							
Salaries & Wages	2,953,162	3,166,363	7.22%	3,408,410	7.64%	3,664,300	7.51%
Benefits	1,091,963	1,131,864	3.65%	1,226,105	8.33%	1,275,306	4.01%
Services	790,352	1,014,198	28.32%	969,203	-4.44%	1,014,041	4.63%
Supplies	153,100	142,854	-6.69%	224,579	57.21%	170,984	-23.86%
Equipment	84,004	1,497	-98.22%	39,915	2566.33%	414,842	939.31%
Debt	0	0	-	0	-	0	-
Other	75,924	78,349	3.19%	84,504	7.86%	101,494	20.11%
TOTAL EXPENDITURES	\$5,148,505	\$5,535,125	7.51%	\$5,952,716	7.54%	\$6,640,967	11.56%
SURPLUS/DEFICIT	731,974	425,905	-41.81%	385,426	-9.50%	(173,895)	-145.12%
OTHER SOURCES/USES							
Advances/Transfers In	279,051	291,995	4.64%	388,797	33.15%	399,536	2.76%
Advances/Transfers Out	1,000	0	-100.00%	0	-	0	-
All Other Financing Sources	3,000	142,850	4661.67%	24,756	-82.67%	26,315	6.30%
Debt Service	0	0	-	0	-	0	-
NET SOURCES/USES	281,051	434,845	54.72%	413,553	-4.90%	425,851	2.97%
BEGINNING CASH	\$5,988,692	\$6,590,282	10.05%	\$6,701,477	1.69%	\$6,792,753	1.36%
ENDING CASH	\$7,001,717	\$7,451,032	6.42%	\$7,500,490	0.66%	\$6,755,846	-9.93%
ENCUMBRANCES	336,032	\$804,290	139.35%	\$815,453	1.39%	\$853,292	4.64%
UNENCUMBERED CASH	\$6,665,685	\$6,646,742	-0.28%	\$6,685,037	0.58%	\$6,191,417	-7.38%
% of Salaries to Revenue	50.22%	53.12%		53.78%		56.66%	
% of Benefits to Revenue	18.57%	18.99%		19.34%		19.72%	
Total to Revenue	68.79%	72.11%		73.12%		76.38%	
Days of Operating Cash	314.61	291.80		272.89		226.55	

Southeastern Local Schools
Clark County, Ohio

General Fund Financial History/Projection

3/28/2019

Percent of Fiscal Year Complete

66.67%

	2018-19 Projection	2018-19 FYTD Actual	FYTD %
REVENUE			
General Property (Real Estate)	\$2,579,219.00	\$2,049,315.00	79.45%
Tangible Personal Property	\$231,362.00	\$125,649.00	54.31%
Income Tax	\$1,062,799.00	\$814,226.00	76.61%
Unrestricted Grants-in-Aid	\$4,080,398.00	\$2,748,268.00	67.35%
Restricted Grants-in-Aid	\$55,608.00	\$38,079.00	68.48%
Restricted Grants-in-Aid - SFSF	\$0.00	\$0.00	#DIV/0!
Property Tax Allocation	\$380,334.00	\$83,432.00	21.94%
All Other Operating Revenue	\$867,645.00	\$608,103.00	70.09%
TOTAL	\$9,257,365.00	\$6,467,072.00	69.86%
EXPENDITURES			
Salaries & Wages	\$5,551,083.00	\$3,664,300.00	66.01%
Benefits	\$1,933,125.00	\$1,275,306.00	65.97%
Services	\$2,032,147.00	\$1,014,041.00	49.90%
Supplies	\$296,721.00	\$170,984.00	57.62%
Equipment	\$797,093.00	\$414,842.00	52.04%
Debt	\$0.00	\$0.00	#DIV/0!
Other	\$146,976.00	\$101,494.00	69.05%
TOTAL	\$10,757,145.00	\$6,640,967.00	61.74%
SURPLUS/(DEFICIT)	(\$1,499,780.00)	(\$173,895.00)	

Southeastern Local Schools
Explanation of Checks Over \$5,000

02/01/2019 - 02/28/2019

Check #	Vendor Name	Amount	Explanation
097490	20th Century Tours	\$7,050.00	Deposit for Washington DC Trip
097510	Levin Porter	\$5,432.80	Multi-Purpose Building Expense
097584	Dayton Power and Light Company	\$8,804.00	Electric Bill for January 2019
996899	Payroll	\$237,793.49	Payroll for February 5, 2019
996908	Payroll	\$235,359.38	Payroll for February 20, 2019
996910	EPC-Self Funded Medical Plan	\$75,723.49	February Invoice for Medical Benefits
996915	Foundation	\$127,522.31	County Board, STRS/SERS, Community Schools, Open Enrollment, ect•
996916	EPC-Self Funded Medical Plan	\$74,927.23	March Invoice for Medical Benefits
996921	Payroll	\$6,294.63	Board Portion Medicare

-- Options Summary --

Output file: CHEKPY.TXT
Print options page? (Y,N) Y
Sort options: C
Sub-total by vendor (Y,N): N
Print missing check numbers. (Y,N): N
Print vendor from PO or check. (P,C): P
Date Selection From: 02/01/2019
To: 02/28/2019
Summary or Detail report? (S,D) S
Single or Double space summary report? (S,D) S
Include or Exclude the following vendors?(I,E) I

BAT_CHEKPY executed by SE_BKITCHEN on node MVECA0:: at 14-MAR-2019 08:17:35.62

Date: 03/14/2019
 Time: 8:17 am

SOUTHEASTERN LOCAL SCHOOL
 SORT BY CHECK NUMBER
 CHECK DATES BETWEEN 02/01/2019 AND 02/28/2019
 ALL CHECKS SELECTED

Page: 1
 (CHEKPY)

CHECK	TYPE	DATE	VENDOR	VENDOR	STATUS/DATE	BANK CODE	CHECK AMOUNT
096557	W	08/10/2018	Tierney Brothers Inc.	034619	VOID: 02/14/2019		1,420.65
097461	W	02/07/2019	Andrew Lytle	034351	RECONCILED:02/28/2019	1	120.00
097462	W	02/07/2019	Brian Klay	880043	RECONCILED:02/28/2019	1	60.00
097463	W	02/07/2019	Casey Wood	880039	RECONCILED:02/28/2019	1	60.00
097464	W	02/07/2019	THE KROGER CO.	007000	RECONCILED:02/28/2019		30.01
097465	W	02/07/2019	De Lage Landen	034335	RECONCILED:02/28/2019		2,162.00
097466	W	02/07/2019	Dwight Stargell	880070	RECONCILED:02/28/2019	1	65.00
097467	W	02/07/2019	FOLLETT LIBRARY RESOURCES	004489	RECONCILED:02/28/2019		204.56
097468	W	02/07/2019	Geer Gas Corporation	010097	RECONCILED:02/28/2019		19.05
097469	W	02/07/2019	J.W. Pepper-Georgia Distrib.	032676	RECONCILED:02/28/2019		217.44
097470	W	02/07/2019	James Smith	034855	RECONCILED:02/28/2019	1	65.00
097471	W	02/07/2019	Jason Lane	880055			80.00
097472	W	02/07/2019	Ken Powers	034256	RECONCILED:02/28/2019	1	45.00
097473	W	02/07/2019	KINCAIDS	006764	RECONCILED:02/28/2019		23.99
097474	W	02/07/2019	Kristi Lowry	033312	RECONCILED:02/28/2019	1	65.00
097475	W	02/07/2019	Kyle Ford	880071	RECONCILED:02/28/2019	1	45.00
097476	W	02/07/2019	LaJuanzo Davis	034411	RECONCILED:02/28/2019	1	130.00
097477	W	02/07/2019	Larry Ray	035128	RECONCILED:02/28/2019	1	60.00
097478	W	02/07/2019	Mabe's Clothing & Athletic Apparel	033747	RECONCILED:02/28/2019		970.00
097479	W	02/07/2019	MIKE MCNEIL	004007	RECONCILED:02/28/2019	1	65.00
097480	W	02/07/2019	Miles Yinger	880069	RECONCILED:02/28/2019	1	120.00
097481	W	02/07/2019	Ohio Valley Medical Center	034920	RECONCILED:02/28/2019		3,000.00
097482	W	02/07/2019	Randon McNeil	034226	RECONCILED:02/28/2019	1	65.00
097483	W	02/07/2019	Ray Naylor	034041	RECONCILED:02/28/2019	1	65.00
097484	W	02/07/2019	Rich Fisher	032786	RECONCILED:02/28/2019	1	65.00
097485	W	02/07/2019	SHOEMAKER'S GROCERY	011900	RECONCILED:02/28/2019		82.01
097486	W	02/07/2019	Steve Scott	032577		1	105.00
097487	W	02/07/2019	Thomas Geyer	032741	RECONCILED:02/28/2019	1	45.00
097488	W	02/07/2019	Wilson Sims	034696	RECONCILED:02/28/2019	1	90.00
097489	W	02/08/2019	Skateworld of Kettering	880072	RECONCILED:02/28/2019		456.50
097490	W	02/11/2019	20TH CENTURY TOURS	031423	RECONCILED:02/28/2019		7,050.00
097491	W	02/11/2019	AmazingClassroom.com Bryan Gilchrist	880065			167.70
097492	W	02/11/2019	Andersons	033287	RECONCILED:02/28/2019		1,373.08
097493	W	02/11/2019	AQUA-FALLS GLACIER MOUNTAIN	030172			28.65
097494	W	02/11/2019	AT&T	033049	RECONCILED:02/28/2019		130.87
097495	W	02/11/2019	BERNER SCREEN PRINT	001355	RECONCILED:02/28/2019	1	94.50
097496	W	02/11/2019	Burleson Law Offices, LLC	033353	RECONCILED:02/28/2019		2,203.75
097497	W	02/11/2019	CARDINAL BUS SALES & SERVICE	011859	RECONCILED:02/28/2019		1,079.04
097498	W	02/11/2019	Carr Supply Springfield	034750	RECONCILED:02/28/2019		1,055.83
097499	W	02/11/2019	CHILLICOTHE STREET PIZZA	032228		1	57.00
097500	W	02/11/2019	CLARK COUNTY EDUCATIONAL SERVICE CENTER	002300	RECONCILED:02/28/2019		190.00
097501	W	02/11/2019	D&S Auto Parts, Inc DBA NAPA AUTO PARTS	012600	RECONCILED:02/28/2019		186.41
097502	W	02/11/2019	DARRICK RIGGS	032170	RECONCILED:02/28/2019		40.97
097503	W	02/11/2019	DAYTON POWER AND LIGHT COMPANY	032183	RECONCILED:02/28/2019		4,619.96
097504	W	02/11/2019	Direct Energy Business Marketing, LLC	034790	RECONCILED:02/28/2019		2,171.69
097505	W	02/11/2019	GORDON FOOD SERVICE	014629	RECONCILED:02/28/2019	1	2,876.82

Date: 03/14/2019
 Time: 8:17 am

SOUTHEASTERN LOCAL SCHOOL
 SORT BY CHECK NUMBER
 CHECK DATES BETWEEN 02/01/2019 AND 02/28/2019
 ALL CHECKS SELECTED

Page: 2
 (CHEKPY)

CHECK	TYPE	DATE	VENDOR	VENDOR	STATUS/DATE	BANK CODE	CHECK AMOUNT
097506	W	02/11/2019	Great Lakes Biomedical LTD	034176	RECONCILED:02/28/2019		306.00
097507	W	02/11/2019	H. W. MANN & SONS	007650	RECONCILED:02/28/2019		320.00
097508	W	02/11/2019	Habitec Security	032464	RECONCILED:02/28/2019		246.00
097509	W	02/11/2019	KS StateBank Government Finance Department	035201	RECONCILED:02/28/2019		296.05
097510	W	02/11/2019	Levin Porter Associates, Inc	035178	RECONCILED:02/28/2019		5,432.80
097511	W	02/11/2019	MADER ELECTRIC MOTOR,	007605	RECONCILED:02/28/2019		224.40
097512	W	02/11/2019	Megacity Fire Protection	034142	RECONCILED:02/28/2019		378.80
097513	W	02/11/2019	MILLER'S TEXTILE SERVICES	012700	RECONCILED:02/28/2019	1 (Multi-bank check)	226.18
097514	W	02/11/2019	NATIONAL FFA ORGANIZATION	008762	RECONCILED:02/28/2019		22.00
097515	W	02/11/2019	OAEP Lisa McCullough, Treasurer	032169			210.00
097516	W	02/11/2019	OHIO HERITAGE CONFERENCE Ted Williams, Commissioner	031858	RECONCILED:02/28/2019	1	214.00
097517	W	02/11/2019	Global Gov't Eduction Solution Attn: Jack Gephart	004948	RECONCILED:02/28/2019		1,151.00
097518	W	02/11/2019	PEPSI COLA CO.	010375	RECONCILED:02/28/2019	1	2,445.16
097519	W	02/11/2019	QUILL OFFICE SUPPLIES	010750	RECONCILED:02/28/2019		236.37
097520	W	02/11/2019	Radio Engineering Industries,	035127	RECONCILED:02/28/2019		4,670.45
097521	W	02/11/2019	Sarah Cline	034697	RECONCILED:02/28/2019		55.29
097522	W	02/11/2019	Scholastic Inc.	032833	RECONCILED:02/28/2019		118.80
097523	W	02/11/2019	Sunrise Co-Op	032513	RECONCILED:02/28/2019		980.00
097524	W	02/11/2019	Time Warner Cable-SWO Division	035001	RECONCILED:02/28/2019		345.23
097525	W	02/11/2019	Tri-County Electric, LLC	880058	RECONCILED:02/28/2019		482.50
097526	W	02/11/2019	TROPHY SPORTS CENTER	030180	RECONCILED:02/28/2019		277.00
097527	W	02/11/2019	W. R. HACKETT INC.,	005223	RECONCILED:02/28/2019	1	424.57
097528	W	02/11/2019	WILSON PRINTING AND GRAPHICS	031158	RECONCILED:02/28/2019		1,407.92
097529	W	02/12/2019	Monroe JR/SR High School Attn: Athletic Department	880073	RECONCILED:02/28/2019	1	126.00
097530	W	02/14/2019	Tierney Brothers Inc.	034619	RECONCILED:02/28/2019		1,420.65
097531	W	02/15/2019	Ag-Pro Companies	009944	RECONCILED:02/28/2019		148.52
097532	W	02/15/2019	Apple Inc.	034275	RECONCILED:02/28/2019		178.00
097533	W	02/15/2019	BARNES & NOBLE	031335	RECONCILED:02/28/2019		178.05
097534	W	02/15/2019	Brian Klay	880043	RECONCILED:02/28/2019	1	45.00
097535	W	02/15/2019	Buck Run Commercial Doors & Hardware	034898	RECONCILED:02/28/2019		1,032.00
097536	W	02/15/2019	Casey Wood	880039	RECONCILED:02/28/2019	1	75.00
097537	W	02/15/2019	CLARK COUNTY EDUCATIONAL SERVICE CENTER	002300	RECONCILED:02/28/2019		88,177.66
097538	W	02/15/2019	Dean Foods	010970	RECONCILED:02/28/2019	1	474.88
097539	W	02/15/2019	Gary Morgan	032987	RECONCILED:02/28/2019	1	65.00
097540	W	02/15/2019	GORDON FOOD SERVICE	014629	RECONCILED:02/28/2019	1	1,979.55
097541	W	02/15/2019	Habitec Security	032464	RECONCILED:02/28/2019		270.94
097542	W	02/15/2019	Hershey Creamery Co	035076	RECONCILED:02/28/2019	1	127.68
097543	W	02/15/2019	Homefied Advantage	880004	RECONCILED:02/28/2019	1	65.00
097544	W	02/15/2019	In A Pinch	034671	RECONCILED:02/28/2019	1	300.00
097545	W	02/15/2019	JANTON COMPANY	006405	RECONCILED:02/28/2019		28.62
097546	W	02/15/2019	John Berger	034202		1	65.00
097547	W	02/15/2019	John Christian	034001	RECONCILED:02/28/2019	1	60.00
097548	W	02/15/2019	John Gummel	035145	RECONCILED:02/28/2019	1	292.12
097549	W	02/15/2019	KINCAIDS	006764	RECONCILED:02/28/2019		48.00
097550	W	02/15/2019	Levin Porter Associates, Inc	035178	RECONCILED:02/28/2019		62.37

SOUTHEASTERN LOCAL SCHOOL
 SORT BY CHECK NUMBER
 CHECK DATES BETWEEN 02/01/2019 AND 02/28/2019
 ALL CHECKS SELECTED

CHECK	TYPE	DATE	VENDOR	VENDOR	STATUS/DATE	BANK CODE	CHECK AMOUNT
097551	W	02/15/2019	Matthew Cook	035141	RECONCILED:02/28/2019	1	65.00
097552	W	02/15/2019	Mike Reed	033525		1	65.00
097553	W	02/15/2019	MILLER'S TEXTILE SERVICES	012700	RECONCILED:02/28/2019	1 (Multi-bank check)	223.48
097554	W	02/15/2019	Nathan Baumgardner	033382	RECONCILED:02/28/2019	1	65.00
097555	W	02/15/2019	Nickles Bakery of Ohio	035077	RECONCILED:02/28/2019	1	74.65
097556	W	02/15/2019	NORTHEASTERN BD OF ED	008950	RECONCILED:02/28/2019		200.00
097557	W	02/15/2019	OASSA	010165	RECONCILED:02/28/2019		252.00
097558	W	02/15/2019	Rieck Mechanical Electrical Services	032731	RECONCILED:02/28/2019		123.84
097559	W	02/15/2019	Selby Acquisitions, Inc dba D&D Instruments	880066	RECONCILED:02/28/2019		250.00
097560	W	02/15/2019	Skylier Beachy	880077		1	45.00
097561	W	02/15/2019	STARR TROPHY AND AWARDS	002199	RECONCILED:02/28/2019	1	75.00
097562	W	02/15/2019	Tim Sadlin	880078	RECONCILED:02/28/2019	1	30.00
097563	W	02/15/2019	VECTREN ENERGY DELIVERY	003350	RECONCILED:02/28/2019		1,362.66
097564	W	02/15/2019	W. R. HACKETT INC.,	005223	RECONCILED:02/28/2019	1	656.59
097565	W	02/15/2019	Ward's Science	034622			800.46
097566	W	02/15/2019	William Nichols	034689	RECONCILED:02/28/2019	1	45.00
097567	W	02/15/2019	Wilson Sims	034696		1	60.00
097568	W	02/15/2019	Zach Abramowitz	880076	RECONCILED:02/28/2019	1	65.00
097569	W	02/19/2019	Monroe JR/SR High School Attn: Athletic Department	880073	RECONCILED:02/28/2019	1	90.00
097570	W	02/21/2019	Scott Lamb	032726			6.98
097571	W	02/22/2019	Selby Acquisitions, Inc dba D&D Instruments	880066	RECONCILED:02/28/2019		149.00
097572	W	02/22/2019	LaComedia Dinner Theater	034076			1,020.00
097573	W	02/22/2019	Troy High School	035135	RECONCILED:02/28/2019	1	312.00
097574	W	02/25/2019	CLARK CO. COMBINED HEALTH DIST	002350		1	318.74
097575	W	02/25/2019	Monroe JR/SR High School Attn: Athletic Department	880073	RECONCILED:02/28/2019	1	174.00
097576	W	02/27/2019	Al Able Pest Doctors	034985			(Multi-bank check) 110.00
097577	W	02/27/2019	American Fidelity Administrative Services, LLC	034825	RECONCILED:02/28/2019		50.25
097578	W	02/27/2019	Anthony Roberts	880081			80.00
097579	W	02/27/2019	Apple Inc.	034275			1,298.00
097580	W	02/27/2019	Brad Aleshire	034998			160.00
097581	W	02/27/2019	Casey Wood	880039		1	45.00
097582	W	02/27/2019	Christopher Dodd	880080		1	65.00
097583	W	02/27/2019	D&S Auto Parts, Inc DBA NAPA AUTO PARTS	012600	RECONCILED:02/28/2019		209.98
097584	W	02/27/2019	DAYTON POWER AND LIGHT COMPANY	032183			8,804.00
097585	W	02/27/2019	Dean Foods	010970	RECONCILED:02/28/2019	1	304.30
097586	W	02/27/2019	Direct Energy Business Marketing, LLC	034790			2,813.96
097587	W	02/27/2019	Donald Hammond	034066		1	65.00
097588	W	02/27/2019	Fan Cloth Products LLC	034253		1	1,038.00
097589	W	02/27/2019	GORDON FOOD SERVICE	014629		1	1,376.52
097590	W	02/27/2019	Jim Stern	880079		1	45.00
097591	W	02/27/2019	John Christian	034001		1	45.00
097592	W	02/27/2019	Kelly Gootee	034238	RECONCILED:02/28/2019		328.45
097593	W	02/27/2019	Ken Powers	034256		1	45.00
097594	W	02/27/2019	KINCAIDS	006764			128.00

Date: 03/14/2019
 Time: 8:17 am

SOUTHEASTERN LOCAL SCHOOL
 SORT BY CHECK NUMBER
 CHECK DATES BETWEEN 02/01/2019 AND 02/28/2019
 ALL CHECKS SELECTED

Page: 4
 (CHEKPY)

CHECK	TYPE	DATE	VENDOR	VENDOR	STATUS/DATE	BANK CODE	CHECK AMOUNT
097595	W	02/27/2019	Kyle Maust	034534		1	65.00
097596	W	02/27/2019	Madison Lanes	035019			900.00
097597	W	02/27/2019	MailFinance	033980			285.00
097598	W	02/27/2019	Michael Seagraves	035143			80.00
097599	W	02/27/2019	MILLER'S TEXTILE SERVICES	012700			105.07
097600	W	02/27/2019	Nickles Bakery of Ohio	035077		1	48.84
097601	W	02/27/2019	OHIO HERITAGE CONFERENCE Ted Williams, Commissioner	031858			102.00
097602	W	02/27/2019	Pamela Schultz	032773		1	65.00
097603	W	02/27/2019	RANDY DELANEY	020510		1	219.93
097604	W	02/27/2019	STARR TROPHY AND AWARDS	002199		1	387.50
097605	W	02/27/2019	TIM SANDLIN	032286		1	65.00
097606	W	02/27/2019	TONY TAYLOR	030122		1	65.00
097607	W	02/27/2019	W. R. HACKETT INC.,	005223		1	536.55
996899	C	02/05/2019	PAYROLL	900005		(Multi-bank check)	237,793.49
996905	M	02/13/2019	CORRECTING ENTRY	900038			21,159.83
996906	M	02/13/2019	CORRECTING ENTRY	900038			7,697.26
996907	M	02/13/2019	CORRECTING ENTRY	900038			1,390.77
996908	C	02/20/2019	PAYROLL	900005		(Multi-bank check)	235,359.38
996909	M	02/25/2019	EPC-Self-Funded Medical Plan	900052		(Multi-bank check)	1,591.47
996910	M	02/25/2019	EPC-Self-Funded Medical Plan	900052		(Multi-bank check)	75,723.49
996911	M	02/25/2019	EPC Dental/Vision Benefit Plan Dental Plan	900053			2,795.47
996912	M	02/25/2019	EPC-Dental/Vision Benefit Plan Vision Plan	900054		(Multi-bank check)	1,347.32
996913	M	02/25/2019	Sun Life Assurance Company of Canada	900055		(Multi-bank check)	409.36
996914	M	02/28/2019	SECURITY NATIONAL BANK	900042			1,110.79
996915	M	02/28/2019	FOUNDATION	900014		(Multi-bank check)	127,522.31
996916	M	02/28/2019	EPC-Self-Funded Medical Plan	900052		(Multi-bank check)	74,927.23
996917	M	02/28/2019	EPC Dental/Vision Benefit Plan Dental Plan	900053		(Multi-bank check)	4,263.04
996918	M	02/28/2019	EPC-Dental/Vision Benefit Plan Vision Plan	900054		(Multi-bank check)	1,329.92
996919	M	02/28/2019	Sun Life Assurance Company of Canada	900055		(Multi-bank check)	405.92
996920	M	02/28/2019	SECURITY NATIONAL BANK	900042			100.00
996921	M	02/28/2019	PAYROLL	900005		(Multi-bank check)	6,294.63
996922	M	02/28/2019	RETIREMENT SERS	900002			625.00
996923	M	02/28/2019	RETIREMENT STRS	900001			4,346.92
996924	M	02/28/2019	CORRECTING ENTRY	900038			3,456.04
996925	M	02/28/2019	CORRECTING ENTRY	900038			4,847.50
996926	M	02/28/2019	CORRECTING ENTRY	900038			3,595.53
996927	M	02/28/2019	CORRECTING ENTRY	900038			16,150.83
V VOIDED CHECKS			1	CHECK TOTALS		1,420.65	
R RECONCILED CHECKS			105	CHECK TOTALS		151,990.24	
W WARRANT CHECKS			148	CHECK TOTALS		174,063.14	
M MEMO CHECKS			22	CHECK TOTALS		361,090.63	
B REFUND CHECKS			0	CHECK TOTALS		0.00	
I INVESTMENT CHECKS			0	CHECK TOTALS		0.00	

Date: 03/14/2019
Time: 8:17 am

SOUTHEASTERN LOCAL SCHOOL
SORT BY CHECK NUMBER
CHECK DATES BETWEEN 02/01/2019 AND 02/28/2019
ALL CHECKS SELECTED

Page: 5
(CHEKPY)

CHECK	TYPE	DATE	VENDOR	VENDOR	STATUS/DATE	BANK CODE	CHECK AMOUNT
T	TRANSFER CHECKS		0		CHECK TOTALS		0.00
D	DISTRIBUTION CHECKS		0		CHECK TOTALS		0.00
C	PAYROLL CHECKS		2		CHECK TOTALS		473,152.87
	MISSING CHECKS		0				
**	TOTAL CHECKS (LESS VOIDED)		171		** TOTAL NET		1,006,885.99
***	TOTAL CHECKS WRITTEN		172		*** GRAND TOTALS		1,008,306.64

-- Options Summary --

Summary or Detail Report? (S,D) D
Output file: FINSUMM.TXT
Type: CSV
Print options page? (Y,N) Y
Generate FINDET report for comparison? (Y,N) Y
Sort options: FS
Include future encumbrance amounts? (Y,N) N
Include accounts with zero amounts? (Y,N) N
Include accounts which are no longer active? (Y,N,I) N

BAT_FINSUM executed by SE_BKITCHEN on node MVECA0:: at 14-MAR-2019 09:53:42.46

Date: 03/14/2019
 Time: 9:53 am

SOUTHEASTERN LOCAL SCHOOL
 Financial Report by Fund/SCC

Fund #	Fund Description	FYTD	MTD	FYTD	Current	Current	Unencumbered	Bank
Begin	MTD	Receipts	Expenditures	Expenditures	Fund	Encumbrances	Fund	Code
Balance	Receipts				Balance		Balance	
001 0000	CASH CONTROL - GENERAL FUND							
6,690,892.41	667.00	6,889,900.99	121,355.56	6,757,216.57	6,823,576.83	745,607.72	6,077,969.11	
001 9010	PEPSI COLA FUND							
0.00	0.00	0.00	0.00	2,603.76	2,603.76-	1,500.00	4,103.76-	
001 9018	Chromebook							
976.64-	0.00	3,687.00	0.00	2,500.00	210.36	0.00	210.36	
001 9412	GENERAL SET ASIDE (5%)							
102,837.52	0.00	0.00	0.00	0.00	102,837.52	0.00	102,837.52	
003 0000	GENERAL INTEREST							
1,248,379.88	0.00	98,563.40	0.00	0.00	1,346,943.28	7,275.00	1,339,668.28	
003 9001	PERMANENT IMPROVEMENT VOTED							
1,165,682.77-	0.00	298,125.50	1,428.05	212,148.27	1,079,705.54-	30,842.40	1,110,547.94-	
003 9003	AUDITORIUM RENOVATION							
848.38	0.00	0.00	0.00	0.00	848.38	0.00	848.38	
006 0000	LUNCHROOM CASH CONTROL							
0.00	3,906.13	127,004.47	13,278.25	530,415.76	403,411.29-	78,815.67	482,226.96-	1
018 9081	PRINCIPAL'S SUPPORT - MIAMI VIEW							
1,582.92	0.00	0.00	0.00	369.42	1,213.50	268.58	944.92	1
018 9082	PRINCIPAL'S SUPPORT - HIGH SCHOOL							
0.00	0.00	1,203.00	0.00	16,586.21	15,383.21-	1,299.96	16,683.17-	1
018 9281	MIDDLE SCHOOL PRINCIPAL'S SUPPORT							
3,317.47	110.00	561.00	61.61	2,278.35	1,600.12	1,631.04	30.92-	
019 9091	MIAMI VIEW WORKROOM/LOUNGE							
491.25	0.00	349.26	0.00	41.56	798.95	106.03	692.92	1
019 9092	TEACHER'S LOUNGE - HIGH SCHOOL							
401.99	0.00	117.81	0.00	58.94	460.86	102.99	357.87	
022 9012	Wellness Incentive							
8,970.85	0.00	0.00	0.00	0.00	8,970.85	0.00	8,970.85	
022 9013	Julia Salyers Memorial Fund							
377.00	0.00	25.00	0.00	0.00	402.00	0.00	402.00	
022 9014	Jerry South Memorial Fund							
397.84	0.00	0.00	0.00	0.00	397.84	0.00	397.84	

*** NOTE!! ONLY ACTIVE ACCOUNTS HAVE BEEN SELECTED, TOTALS MAY EXCLUDE AMOUNTS THAT ARE RELATED TO INACTIVE ACCOUNTS.

Date: 03/14/2019
 Time: 9:53 am

SOUTHEASTERN LOCAL SCHOOL
 Financial Report by Fund/SCC

Page: 2
 (FINSUM)

Fund #	Fund Description	FYTD Receipts	MTD Expenditures	FYTD Expenditures	Current Fund Balance	Current Encumbrances	Unencumbered Fund Balance	Bank Code	
022 9081	PRINCIPAL'S FUND/STAFF RECOGNITION	3,844.70-	0.00	57.96	0.00	3,786.74-	783.75	4,570.49-	
022 9082	PRINCIPAL'S FUND/STAFF RECOGNITION	573.35	0.00	190.87	0.00	1,365.51	601.29-	55.73	657.02-
022 9208	2008 Section 125	26.17	0.00	0.00	0.00	26.17	0.00	26.17	
022 9281	PRINCIPAL'S FUND/STAFF RECOGNITION	0.00	0.00	0.00	11.88	7,885.49	7,885.49-	1,078.13	8,963.62-
027 0000	BWC Distribution Account	67,608.76	0.00	20,111.61	0.00	14,908.00	72,812.37	16,197.00	56,615.37
200 9000	Washington DC Trip	3,346.34	1,795.00	16,449.00	0.00	13,500.00	6,295.34	0.00	6,295.34
200 9013	Class of 2013	816.46	0.00	0.00	0.00	0.00	816.46	0.00	816.46
200 9014	Class of 2014	250.00	0.00	0.00	0.00	0.00	250.00	0.00	250.00
200 9015	Class of 2015	187.01	0.00	0.00	0.00	0.00	187.01	0.00	187.01
200 9016	Class of 2016	381.97	0.00	0.00	0.00	0.00	381.97	0.00	381.97
200 9017	Class of 2017	181.27-	0.00	0.00	0.00	0.00	181.27-	75.00	256.27-
200 9018	Class of 2018	1,679.47-	0.00	0.00	0.00	0.00	1,679.47-	0.00	1,679.47-
200 9019	Class of 2019	150.85-	0.00	463.00	0.00	164.96	147.19	0.00	147.19
200 9020	Class of 2020	571.87	85.00	1,260.50	0.00	3,118.18	1,285.81-	158.94	1,444.75-
200 9021	Class of 2021	115.00	34.00	34.00	0.00	0.00	149.00	0.00	149.00
200 9201	FUTURE FARMERS OF AMERICA	3,593.01	0.00	16,029.00	267.29	13,107.35	6,514.66	6,959.51	444.85-

*** NOTE!! ONLY ACTIVE ACCOUNTS HAVE BEEN SELECTED, TOTALS MAY EXCLUDE AMOUNTS THAT ARE RELATED TO INACTIVE ACCOUNTS.

Date: 03/14/2019
 Time: 9:53 am

SOUTHEASTERN LOCAL SCHOOL
 Financial Report by Fund/SCC

Page: 3
 (FINSUM)

Fund #	Fund Description	FYTD Receipts	MTD Expenditures	FYTD Expenditures	Current Fund Balance	Current Encumbrances	Unencumbered Fund Balance	Bank Code	
200 9202	FAMILIES CAREERS & COMMUNITY LEADERS OF AMERI	2,598.22	160.00	3,650.95	0.00	2,972.82	3,276.35	115.94	3,160.41 1
200 9203	FUTURE EDUCATORS OF AMERICA	119.74	0.00	0.00	0.00	119.74	119.74	0.00	119.74
200 9205	NATIONAL HONOR SOCIETY	355.44	0.00	0.00	0.00	385.00	29.56-	385.00	414.56- 1
200 9206	STUDENT COUNCIL - HI SCHOOL	3,642.03-	0.00	3,642.03	0.00	456.50	456.50-	0.00	456.50-
200 9207	ACHIEVEMENT THRU TEAMWORK	668.01	0.00	0.00	0.00	668.01	668.01	0.00	668.01
200 9208	Spanish Club	329.02	0.00	0.00	67.88	89.99	239.03	1.13	237.90
200 9209	E3 (Encourage, Empower, Educate) Committee	2,511.20	0.00	2,500.00	0.00	849.25	4,161.95	859.12	3,302.83
200 9210	SPIRIT CLUB	4,166.82	0.00	2,193.50	0.00	3,942.03	2,418.29	2,200.00	218.29
200 9215	LAND LAB	264.28	0.00	0.00	0.00	0.00	264.28	0.00	264.28
200 9216	MIAMI VIEW MIDDLE SCHOOL STUDENT COUNCIL	4,170.61	400.00	1,361.92	0.00	792.00	4,740.53	0.00	4,740.53 1
200 9217	Jr. High Student Council	5,143.24	260.00	402.00	0.00	832.94	4,712.30	0.00	4,712.30
200 9222	S.A.D.D. CASH	206.74	0.00	0.00	0.00	0.00	206.74	0.00	206.74
200 9225	H20 HELP TO OTHERS	1,096.82	0.00	0.00	0.00	0.00	1,096.82	0.00	1,096.82
200 9226	Art Club	1,868.58	0.00	0.00	0.00	0.00	1,868.58	250.00	1,618.58
300 9302	BAND	9,707.48	0.00	0.00	0.00	944.16	8,763.32	550.00	8,213.32
300 9303	CHEERLEADERS - HI SCHOOL	419.53-	125.00	5,347.00	22.50	10,473.50	5,546.03-	238.00	5,784.03-

*** NOTE!! ONLY ACTIVE ACCOUNTS HAVE BEEN SELECTED, TOTALS MAY EXCLUDE AMOUNTS THAT ARE RELATED TO INACTIVE ACCOUNTS.

Date: 03/14/2019
 Time: 9:53 am

SOUTHEASTERN LOCAL SCHOOL
 Financial Report by Fund/SCC

Page: 4
 (FINSUM)

Fund #	Fund Description	FYTD Receipts	MTD Expenditures	FYTD Expenditures	Current Fund Balance	Current Encumbrances	Unencumbered Fund Balance	Bank Code
300 9304	CHOIR - HI SCHOOL 755.43	0.00	0.00	0.00	755.43	0.00	755.43	
300 9305	DRAMA - HI SCHOOL 10,292.93	2,968.70	523.25	2,344.69	13,162.94	3,174.85	9,988.09	
300 9306	Bowling Club 5,265.15-	0.00	90.00	1,664.00	6,379.15-	637.00	7,016.15-	
300 9308	TROJAN TIMES 1.66	0.00	0.00	0.00	1.66	0.00	1.66	
300 9309	YEARBOOK 4,970.05-	45.00	0.00	1,241.25	5,206.30-	0.00	5,206.30-	
300 9312	Wrestling Club 8,406.34-	0.00	0.00	1,670.86	9,749.20-	3,135.30	12,884.50-	
300 9313	CHEERLEADERS - MIAMI VIEW 1,580.78	0.00	0.00	6,724.15	2,705.49-	104.99	2,810.48-	
300 9320	ATHLETICS - HI SCHOOL 873.97	2,119.00	522.00	35,148.31	18,082.11	20,138.24	2,056.13-	1
300 9330	ATHLETICS MIAMI VIEW 1,041.48	0.00	0.00	7,360.42	340.06	2,023.49	1,683.43-	1
416 9798	LOCAL PROFESSIONAL DEVELOPMENT BLOCK GRANT 0.00	0.00	0.00	0.00	0.00	838.00	838.00-	
432 9408	2008 EMIS 0.00	0.00	0.00	0.00	0.00	378.00	378.00-	
450 9407	SCHOOLNET 0.01	0.00	0.00	0.00	0.01	0.00	0.01	
451 9018	Public Schools Connectivity 0.00	0.00	0.00	2,811.47	2,811.47-	0.00	2,811.47-	
451 9019	ITO 0.00	0.00	0.00	0.00	2,700.00	0.00	2,700.00	
459 9903	OHIO READS GRANT 300.00	0.00	0.00	0.00	300.00	0.00	300.00	
459 9905	OHIO READS 2,000.00	0.00	0.00	0.00	2,000.00	0.00	2,000.00	

*** NOTE!! ONLY ACTIVE ACCOUNTS HAVE BEEN SELECTED, TOTALS MAY EXCLUDE AMOUNTS THAT ARE RELATED TO INACTIVE ACCOUNTS.

Date: 03/14/2019
 Time: 9:53 am

SOUTHEASTERN LOCAL SCHOOL
 Financial Report by Fund/SCC

Page: 5
 (FINSUM)

Fund #	Fund Description	FYTD Receipts	MTD Expenditures	FYTD Expenditures	Current Fund Balance	Current Encumbrances	Unencumbered Fund Balance	Bank Code	
460 9200	SUMMER INTERVENTION	0.00	0.00	0.00	0.00	311.00	311.00-		
461 9018	VOC ED ENHANCEMENTS	0.00	0.00	41.10	41.10-	0.00	41.10-		
461 9019	5th Qrt Grant	0.00	0.00	1,792.51	1,792.51-	0.00	1,792.51-		
499 9014	Early Literacy Grant	7,805.06	0.00	0.00	7,805.06	0.00	7,805.06		
499 9019	SCHOOL SAFETY	0.00	4,084.95	0.00	4,084.95	0.00	4,084.95		
499 9107	Project Lead the Way	0.45	0.00	0.00	0.45	0.00	0.45		
499 9118	Strategies "Secondary Transition"	459.00	0.00	459.00	0.00	0.00	0.00		
499 9900	BUILDING INCENTIVE	128.59	0.00	0.00	128.59	0.00	128.59		
516 9602	TITLE IV-B 2002	0.56	0.00	0.00	0.56	0.00	0.56		
516 9618	IDEA PART B	0.00	13,005.98	0.00	13,005.98	0.00	0.00		
516 9619	IDEA	0.00	67,780.82	0.00	79,381.18	11,600.36-	11,600.36-		
572 9218	TITLE I	3,034.60	0.00	0.00	24,718.57	21,683.97-	21,683.97-		
572 9219	Title I	0.00	21,683.97	0.00	77,130.06	55,446.09-	55,446.09-		
573 9302	TITLE VI-INNOVATIVE	1.00	0.00	0.00	1.00	0.00	1.00		
599 9018	Title IV-A Student Support & Academic Enrichm	19.08	0.00	0.00	19.08	0.00	19.08		
GRAND TOTALS:		7,002,249.45	12,674.83	7,671,037.52	137,628.27	7,855,500.07	6,817,786.90	928,097.51	5,889,689.39

*** NOTE!! ONLY ACTIVE ACCOUNTS HAVE BEEN SELECTED, TOTALS MAY EXCLUDE AMOUNTS THAT ARE RELATED TO INACTIVE ACCOUNTS.

-- Options Summary --

Output file: SM2M.TXT
Print options page? (Y,N) Y
Fiscal Year: 2019
Beginning Month: 2
Ending Month: 2

BAT_SM2M executed by SE_BKITCHEN on node MVECA0:: at 12-MAR-2019 10:51:49.23

DATE: 03/12/2019
 TIME: 10:51:49

FORM SM-2
 OHIO DEPARTMENT OF EDUCATION - OFFICE OF SCHOOL MANAGEMENT ASSISTANCE
 ANNUAL SPENDING PLAN (CURRENT OPERATION - GENERAL FUND ONLY - O.R.C. 5705.391)

PAGE: 1

SCHOOL DISTRICT: SOUTHEASTERN LOCAL SCHOOL IRN # 046276 COUNTY: CLARK FISCAL YEAR: 2019 MONTH: 02

	MONTHLY ESTIMATE	MONTHLY ACTUAL	MONTHLY DIFFERENCE	FISCAL YTD ESTIMATE	FISCAL YTD ACTUAL	FISCAL YTD DIFFERENCE
REVENUES						
01.010 General Property (Real Estate)	0	718,300	718,300	0	2,049,315	2,049,315
01.020 Tangible Personal Property Tax	0	0	0	0	125,649	125,649
01.030 Income Tax	0	0	0	0	814,226	814,226
01.035 Unrestricted Grants-in-Aid	0	327,541	327,541	0	2,748,268	2,748,268
01.040 Restricted Grants-in-Aid	0	3,367	3,367	0	38,079	38,079
01.045 Restricted Grants-in-Aid - SFSF	0	0	0	0	0	0
01.050 Property Tax Allocation	0	0	0	0	83,432	83,432
01.060 All Other Operating Revenue	0	144,728	144,728	0	608,103	608,103
01.070 Total Revenue	0	1,193,936	1,193,936	0	6,467,072	6,467,072
OTHER FINANCING SOURCES						
02.010 Proceeds from Sale of Notes	0	0	0	0	0	0
02.020 State Emergency Loans & Advancements (Approved)	0	0	0	0	0	0
02.040 Operating Transfers-In	0	0	0	0	0	0
02.050 Advances-In	0	0	0	0	399,536	399,536
02.060 All Other Financing Sources	0	410	410	0	26,315	26,315
02.070 Total Other Financing Sources	0	410	410	0	425,851	425,851
02.080 Total Revenues and Other Financing Sources	0	1,194,346	1,194,346	0	6,892,923	6,892,923
EXPENDITURES						
03.010 Personal Services	0	470,962	470,962	0	3,664,300	3,664,300
03.020 Employees' Retirement/Insurance Benefits	0	235,548	235,548	0	1,275,306	1,275,306
03.030 Purchased Services	0	172,037	172,037	0	1,014,041	1,014,041
03.040 Supplies and Materials	0	10,190	10,190	0	170,984	170,984
03.050 Capital Outlay	0	10,166	10,166	0	414,842	414,842
03.060 Intergovernmental	0	0	0	0	0	0
04.010 Debt Service: All Principal (Historical)	0	0	0	0	0	0
04.020 Debt Service: Principal - Notes	0	0	0	0	0	0
04.030 Debt Service: Principal - State Loans	0	0	0	0	0	0
04.040 Debt Service: Principal - State Advancements	0	0	0	0	0	0
04.050 Debt Service: Principal - HB 264 Loans	0	0	0	0	0	0
04.055 Debt Service: Principal - Other	0	0	0	0	0	0
04.060 Debt Service: Interest and Fiscal Charges	0	0	0	0	0	0
04.300 Other Objects	0	6,580	6,580	0	101,494	101,494
04.500 Total Expenditures	0	905,483	905,483	0	6,640,967	6,640,967
OTHER FINANCING USES						
05.010 Operating Transfers - Out	0	0	0	0	0	0
05.020 Advances - Out	0	0	0	0	0	0
05.030 All Other Financing Uses	0	0	0	0	0	0
05.040 Total Other Financing Uses	0	0	0	0	0	0
05.050 Total Expenditure and Other Financing Uses	0	905,483	905,483	0	6,640,967	6,640,967
06.010 Excess Rev & Oth Financing Sources over(under) Exp &	0	288,863	288,863	0	251,956	251,956
07.010 Beginning Cash Balance	0	6,755,846	6,755,846	0	6,792,753	6,792,753
07.020 Ending Cash Balance	0	7,044,709	7,044,709	0	7,044,709	7,044,709
08.010 Outstanding Encumbrances	0	853,292	853,292	0	853,292	853,292