

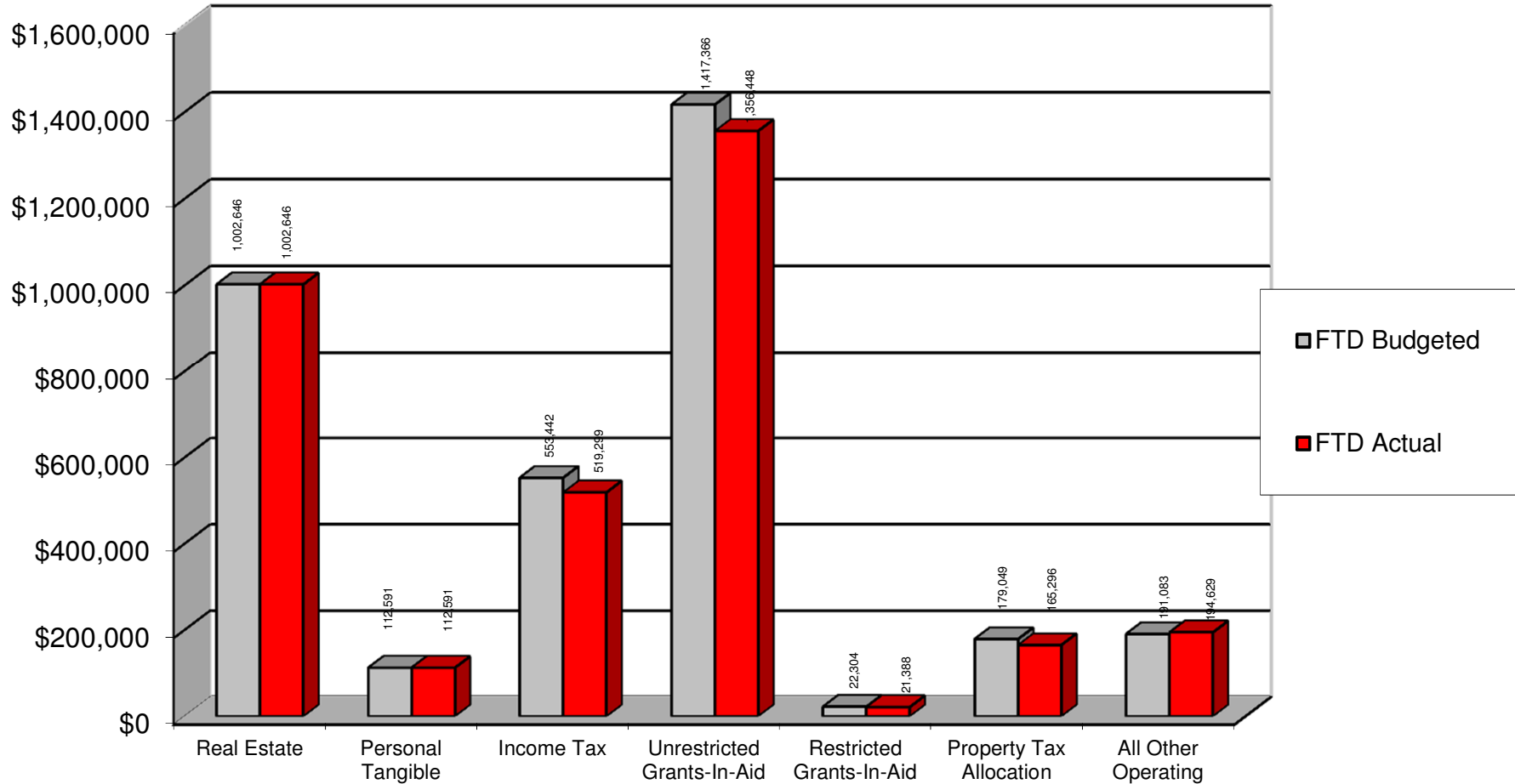
SOUTHEASTERN LOCAL SCHOOL DISTRICT

FINANCIAL REPORT

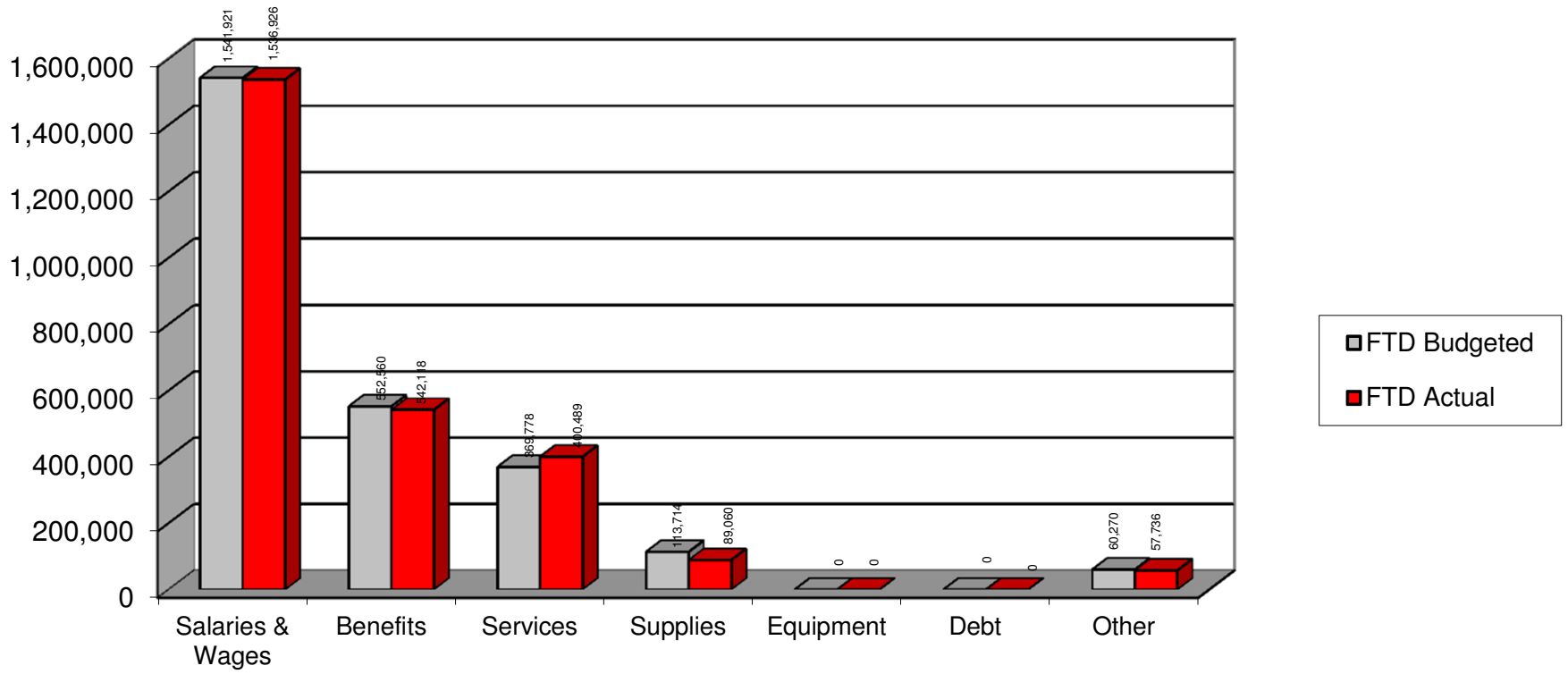
10/31/2016



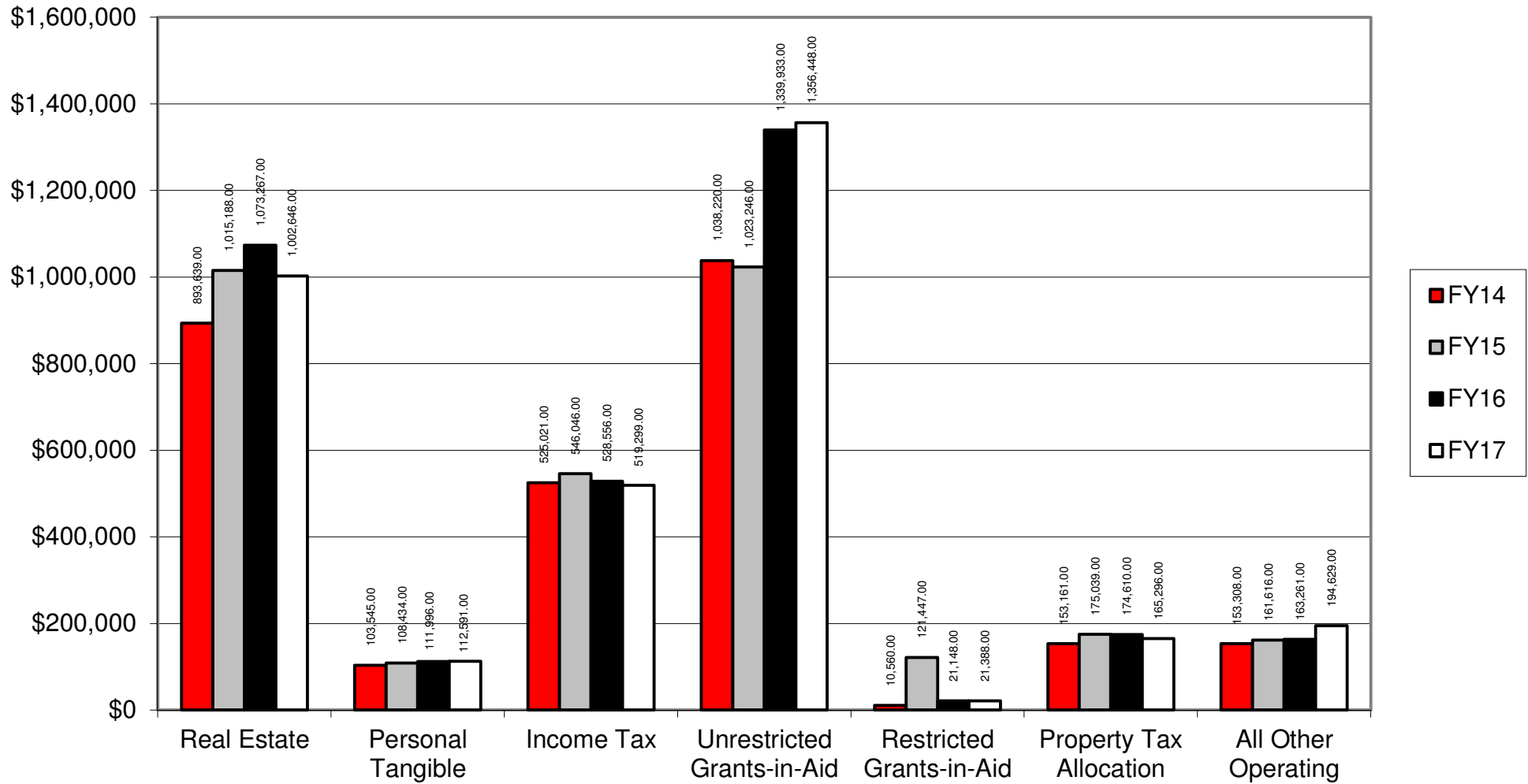
FTD BUDGETED vs. FTD ACTUAL



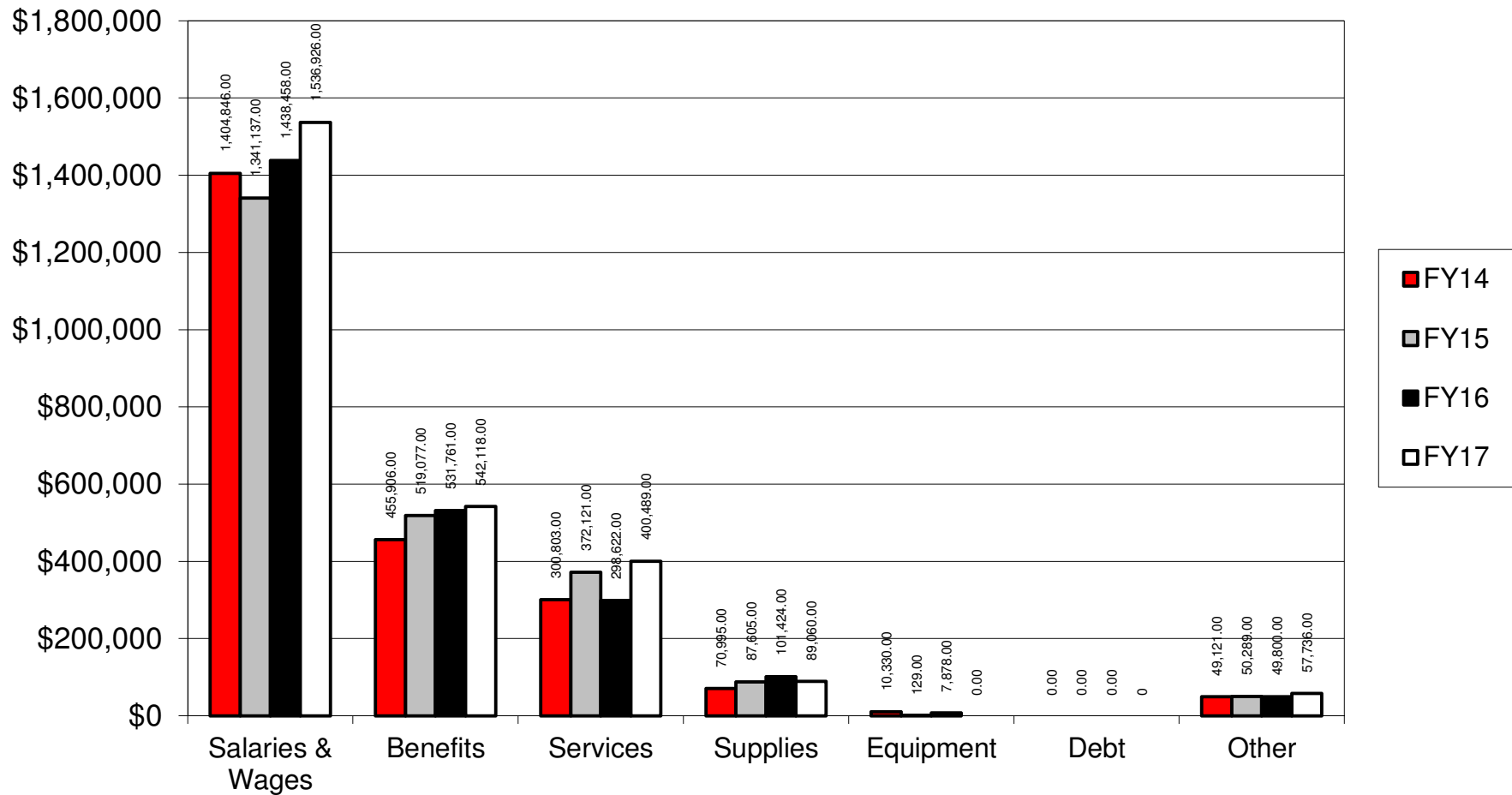
FTD BUDGETED vs. FTD ACTUAL



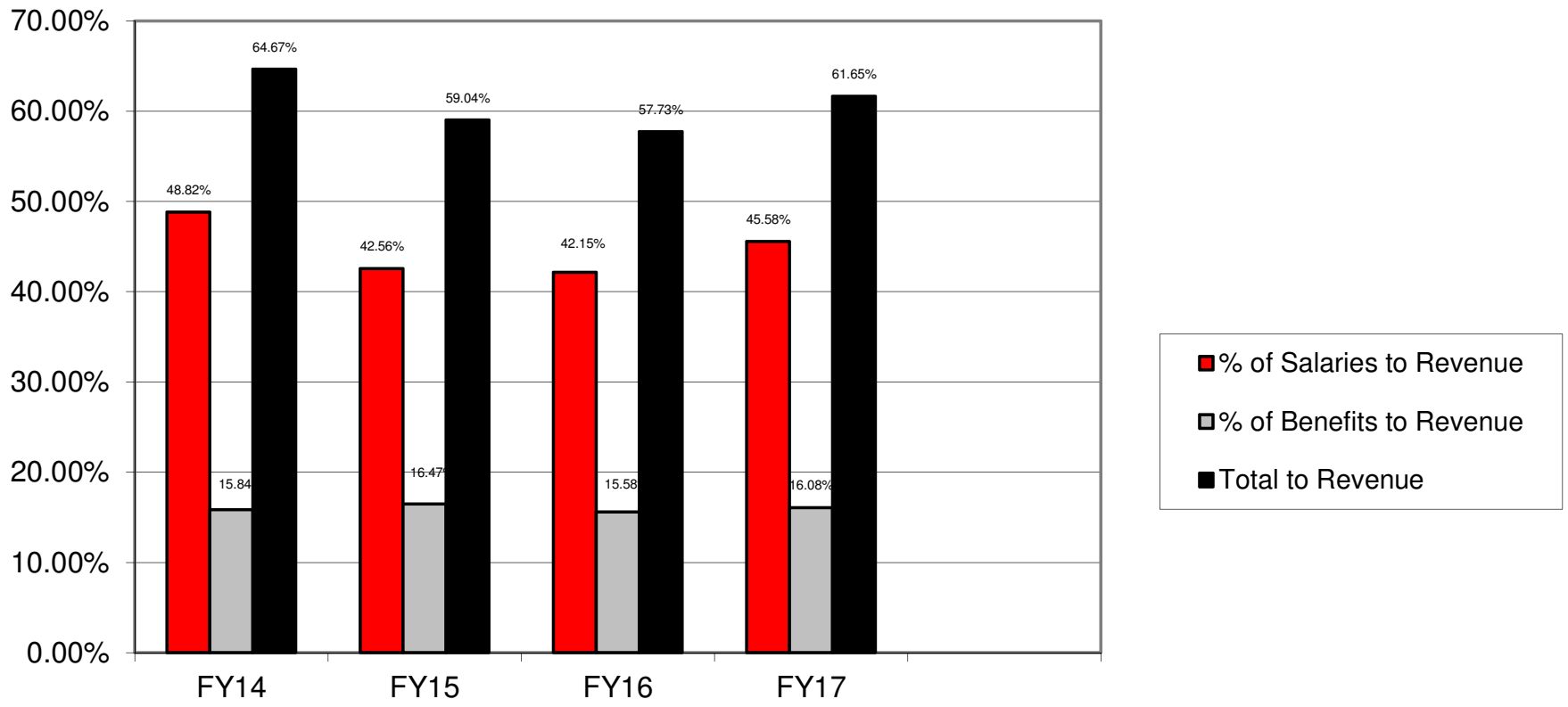
HISTORICAL REVENUE



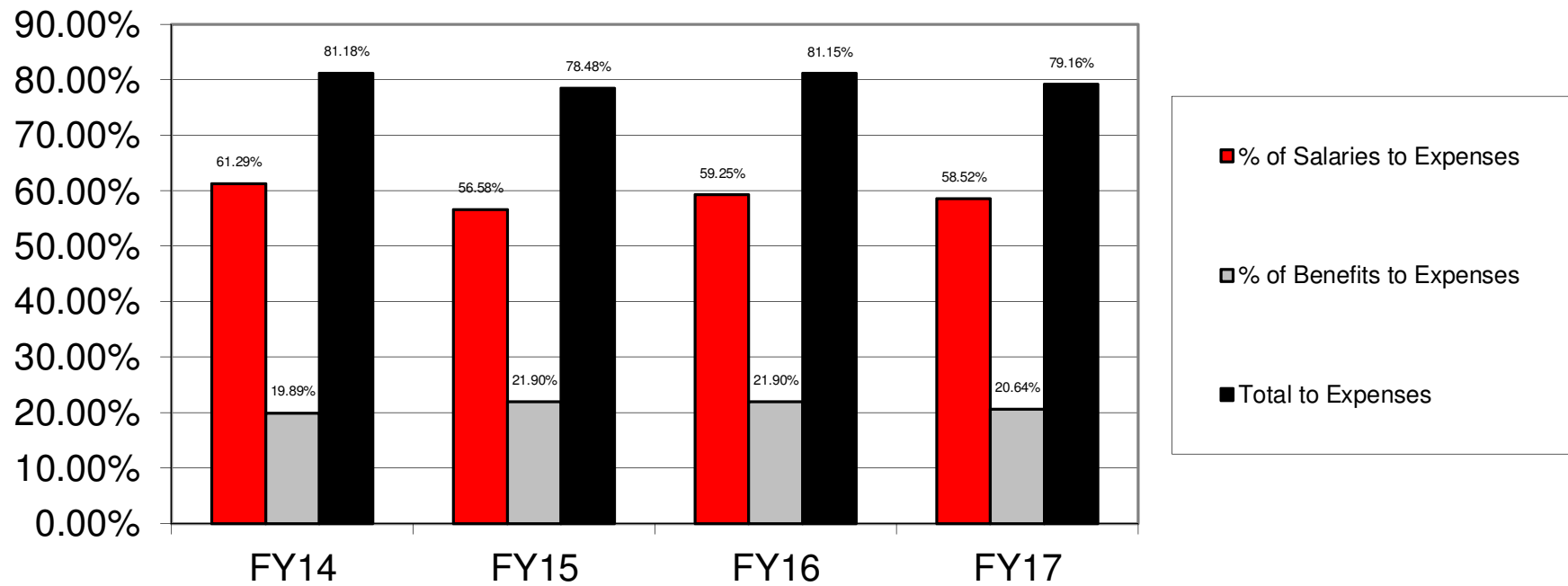
HISTORICAL EXPENDITURES



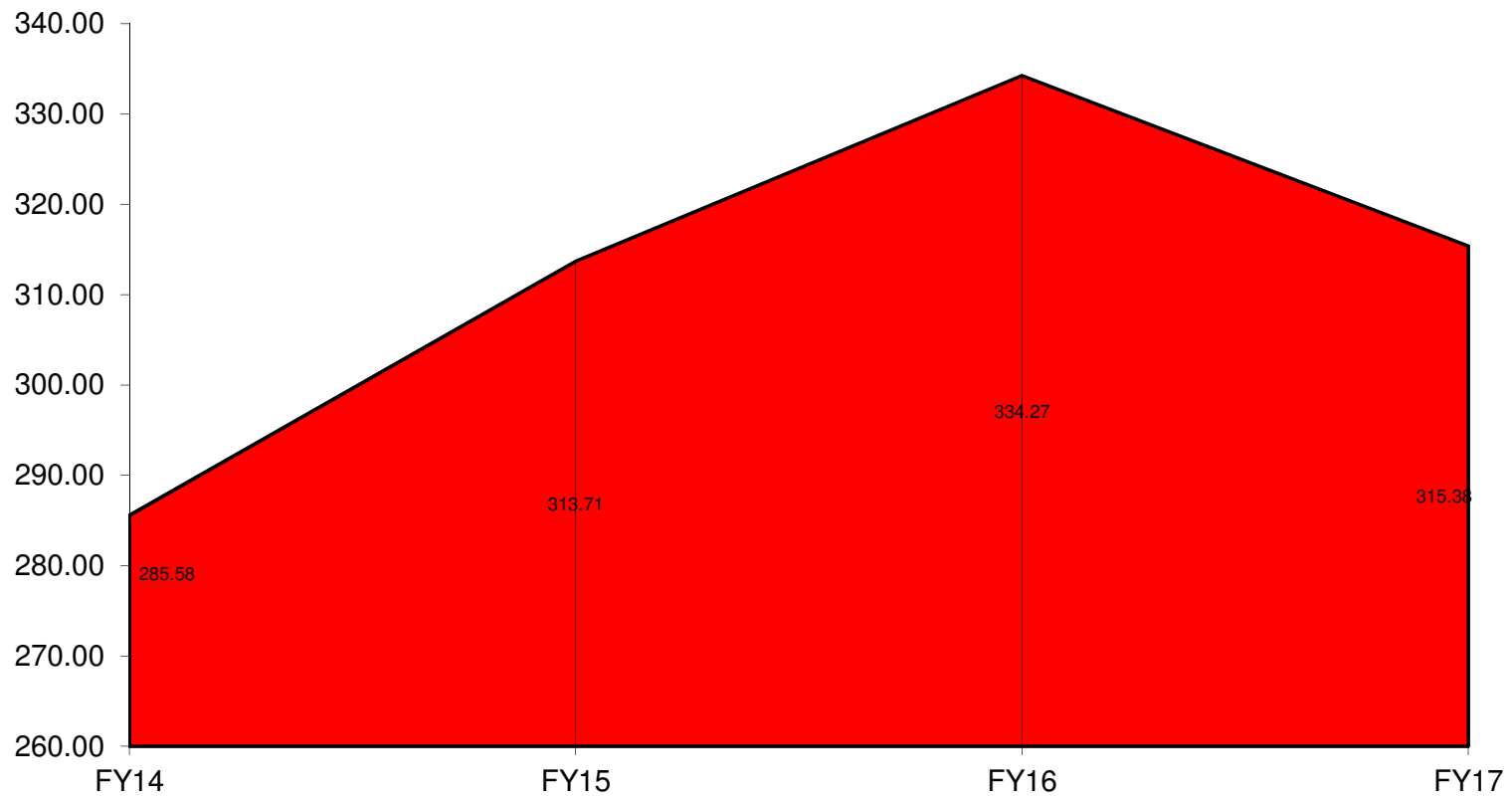
% OF SALARIES AND BENEFITS TO REVENUE



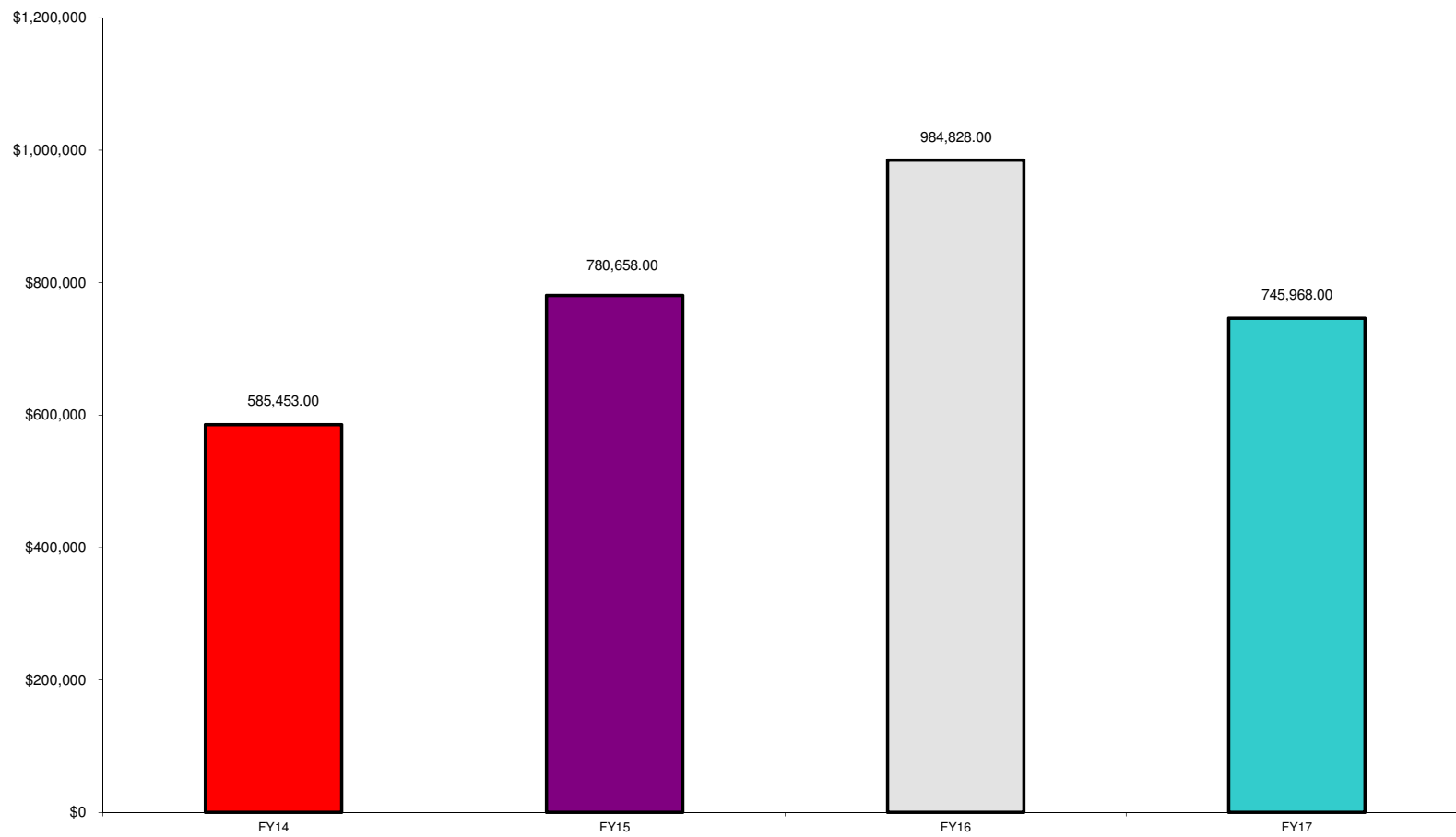
% OF SALARIES AND BENEFITS TO EXPENDITURES



Days of Operating Cash



SURPLUS/DEFICIT



**MONTHLY BUDGET VARIANCE
SOUTHEASTERN LOCAL SCHOOLS**

	FTD Budgeted	FTD Actual	Variance	Percentage Variance	MTD Budgeted	MTD Actual	Variance	Percentage Variance
REVENUE								
General Property (Real Estate)	\$1,002,646	\$1,002,646	\$0	0.00%	\$0	\$0	\$0	-
Tangible Personal Property	112,591	112,591	0	0.00%	0	0	0	-
Income Tax	553,442	519,299	(34,143)	-6.17%	232,015	197,872	(34,143)	-14.72%
Unrestricted Grants-In-Aid	1,417,366	1,356,448	(60,918)	-4.30%	406,129	345,211	(60,918)	-15.00%
Restricted Grants-In-Aid	22,304	21,388	(916)	-4.11%	6,005	5,089	(916)	-15.25%
Restricted Grants-In-Aid - SFSF	0	0	0	-	0	0	0	-
Property Tax Allocation	179,049	165,296	(13,753)	-7.68%	13,753	0	(13,753)	-100.00%
All Other Operating Revenue	191,083	194,629	3,546	1.86%	34,354	37,900	3,546	10.32%
TOTAL REVENUE	\$3,478,481	\$3,372,297	(\$106,184)	-3.05%	\$692,256	\$586,072	(\$106,184)	-15.34%
EXPENDITURES								
Salaries & Wages	\$1,541,921	\$1,536,926	\$4,995	-0.32%	\$395,266	\$390,271	\$4,995	-1.26%
Benefits	552,560	542,118	10,442	-1.89%	142,720	132,278	10,442	-7.32%
Services	369,778	400,489	(30,711)	8.31%	106,672	137,383	(\$30,711)	28.79%
Supplies	113,714	89,060	24,654	-21.68%	35,089	10,435	24,654	-70.26%
Equipment	0	0	0	-	0	0	\$0	-
Debt	0	0	0	-	0	0	0	-
Other	60,270	57,736	2,534	-4.20%	10,997	8,463	2,534	-23.04%
TOTAL EXPENSES	\$2,638,243	\$2,626,329	\$11,914	-0.45%	\$690,744	\$678,830	\$11,914	-1.72%
SURPLUS/DEFICIT	\$840,238	\$745,968	(\$94,270)	-11.22%	\$1,512	(\$92,758)	(\$94,270)	-6234.79%
OTHER USES/SOURCES								
Transfers/Advances In	291,995	291,995	0	0.00%	0	0	0	-
Transfers/Advances Out	0	0	0	-	0	0	0	-
All Other Financing Sources/(Uses)	142,806	142,850	44	0.03%	0	44	(\$44)	-
NET SOURCES/USES	434,801	434,845	44	0.01%	0	44	(44)	-
BEGINNING CASH	\$6,590,286	\$6,590,282	(\$4)	0.00%	\$7,863,813	\$7,863,809	(\$4)	0.00%
ENDING CASH	\$7,865,325	\$7,771,095	(\$94,230)	-1.20%	\$7,865,325	\$7,771,095	(\$94,230)	-1.20%
ENCUMBRANCES	\$896,590	\$1,036,918	\$140,328	15.65%	\$896,590	\$1,036,918	\$140,328	15.65%
UNENCUMBERED CASH	\$6,968,735	\$6,734,177	(\$234,558)	-3.37%	\$6,968,735	\$6,734,177	(\$234,558)	-3.37%

**HISTORICAL COMPARISON BY OBJECT
SOUTHEASTERN LOCAL SCHOOLS**

	FY 14 7/13-10/13	FY 15 7/14-10/14	% of Change	FY 16 7/15-10/15	% of Change	FY 17 7/16-10/16	% of Change
REVENUE							
General Property (Real Estate)	\$893,639	\$1,015,188	13.60%	\$1,073,267	5.72%	\$1,002,646	-6.58%
Tangible Personal Property	103,545	108,434	4.72%	111,996	3.28%	112,591	0.53%
Income Tax	525,021	546,046	4.00%	528,556	-3.20%	519,299	-1.75%
Unrestricted Grants-in-Aid	1,038,220	1,023,246	-1.44%	1,339,933	30.95%	1,356,448	1.23%
Restricted Grants-in-Aid	10,560	121,447	1050.07%	21,148	-82.59%	21,388	1.13%
Restricted Grants-in-Aid - SFSF	0	0	-	0	-	0	-
Property Tax Allocation	153,161	175,039	14.28%	174,610	-0.25%	165,296	-5.33%
All Other Operating Revenue	153,308	161,616	5.42%	163,261	1.02%	194,629	19.21%
TOTAL REVENUE	\$2,877,454	\$3,151,016	9.51%	\$3,412,771	8.31%	\$3,372,297	-1.19%
EXPENDITURES							
Salaries & Wages	1,404,846	1,341,137	-4.53%	1,438,458	7.26%	1,536,926	6.85%
Benefits	455,906	519,077	13.86%	531,761	2.44%	542,118	1.95%
Services	300,803	372,121	23.71%	298,622	-19.75%	400,489	34.11%
Supplies	70,995	87,605	23.40%	101,424	15.77%	89,060	-12.19%
Equipment	10,330	129	-98.75%	7,878	6006.98%	0	-100.00%
Debt	0	0	-	0	-	0	-
Other	49,121	50,289	2.38%	49,800	-0.97%	57,736	15.94%
TOTAL EXPENDITURES	\$2,292,001	\$2,370,358	3.42%	\$2,427,943	2.43%	\$2,626,329	8.17%
SURPLUS/DEFICIT	585,453	780,658	33.34%	984,828	26.15%	745,968	-24.25%
OTHER SOURCES/USES							
Advances/Transfers In	215,947	242,939	12.50%	279,051	14.86%	291,995	4.64%
Advances/Transfers Out	0	0	-	1,000	-	0	-100.00%
All Other Financing Sources	521	36,296	6866.60%	3,000	-91.73%	142,850	4661.67%
Debt Service	0	0	-	0	-	0	-
NET SOURCES/USES	216,468	279,235	29.00%	281,051	0.65%	434,845	54.72%
BEGINNING CASH	\$5,366,319	\$5,516,278	2.79%	\$5,988,692	8.56%	\$6,590,282	10.05%
ENDING CASH	\$6,168,240	\$6,576,171	6.61%	\$7,254,571	10.32%	\$7,771,095	7.12%
ENCUMBRANCES	846,705	530,670	-37.33%	\$656,301	23.67%	\$1,036,918	57.99%
UNENCUMBERED CASH	\$5,321,535	\$6,045,501	13.60%	\$6,598,270	9.14%	\$6,734,177	2.06%
% of Salaries to Revenue	48.82%	42.56%		42.15%		45.58%	
% of Benefits to Revenue	15.84%	16.47%		15.58%		16.08%	
Total to Revenue	64.67%	59.04%		57.73%		61.65%	
Days of Operating Cash	285.58	313.71		334.27		315.38	

Southeastern Local Schools
Clark County, Ohio

General Fund Financial History/Projection

10/31/2016

Percent of Fiscal Year Complete

33.33%

	2016-17 Projection	2016-17 FYTD Actual	FYTD %
REVENUE			
General Property (Real Estate)	\$2,355,841.00	\$1,002,646.00	42.56%
Tangible Personal Property	\$217,885.00	\$112,591.00	51.67%
Income Tax	\$1,000,615.00	\$519,299.00	51.90%
Unrestricted Grants-in-Aid	\$3,793,678.00	\$1,356,448.00	35.76%
Restricted Grants-in-Aid	\$55,947.00	\$21,388.00	38.23%
Restricted Grants-in-Aid - SFSF	\$0.00	\$0.00	#DIV/0!
Property Tax Allocation	\$371,237.00	\$165,296.00	44.53%
All Other Operating Revenue	\$547,375.00	\$194,629.00	35.56%
TOTAL	\$8,342,578.00	\$3,372,297.00	40.42%
EXPENDITURES			
Salaries & Wages	\$4,915,995.00	\$1,536,926.00	31.26%
Benefits	\$1,792,176.00	\$542,118.00	30.25%
Services	\$1,476,546.00	\$400,489.00	27.12%
Supplies	\$224,814.00	\$89,060.00	39.61%
Equipment	\$5,051.00	\$0.00	0.00%
Debt	\$0.00	\$0.00	#DIV/0!
Other	\$117,929.00	\$57,736.00	48.96%
TOTAL	\$8,532,511.00	\$2,626,329.00	30.78%
SURPLUS/(DEFICIT)	(\$189,933.00)	\$745,968.00	

Southeastern Local Schools
Explanation of Checks Over \$5,000

10/01/2016 - 10/31/2016

Check #	Vendor Name	Amount	Explanation
063493	Energy USA - TPC	\$5,363.76	Energy bill for District
063495	Farnham Company	\$15,500.00	Cabinets for HS Art Room
063514	Sports Equipment Specialists	\$10,845.00	HS Basketball Scoreboards
063525	Clark County ESC	\$56,174.80	Special Education Expenses
063535	Pearson Customer Support	\$27,032.07	Interactive Science 3-6
063540	Varsity Spirit Fashions	\$5,248.20	HS Cheerleading Uniforms
063591	Greenon Local School District	\$5,446.50	Psch. Services
992471	Payroll	\$209,308.67	Payroll for October 05, 2016
992472	Payroll	\$213,554.92	Payroll for October 19, 2016
992474	Foundation	\$109,581.51	County Board, STRS/SERS, Community Schools, Open Enrollment, ect...
992475	UHC	\$84,730.92	November Health Insurance Payment

-- Options Summary --

Output file SM2M.TXT
Print options page? (Y,N) Y
Report heading SM2 October 31, 2016
Fiscal Year 2017
Beginning Month: 10
Ending Month: 10

BAT_SM2M executed by SE_BMCKEE on node MVECA0:: at 1-NOV-2016 19:09:50.57

DATE: 11/01/2016
 TIME: 19:09:50

FORM SM-2
 OHIO DEPARTMENT OF EDUCATION - OFFICE OF SCHOOL MANAGEMENT ASSISTANCE
 ANNUAL SPENDING PLAN (CURRENT OPERATION - GENERAL FUND ONLY - O.R.C. 5705.391)

PAGE: 1

SCHOOL DISTRICT: SOUTHEASTERN LOCAL SCHOOL

IRN # 046276 COUNTY: CLARK
 SM2 October 31, 2016

FISCAL YEAR: 2017 MONTH: 10

	MONTHLY ESTIMATE	MONTHLY ACTUAL	MONTHLY DIFFERENCE	FISCAL YTD ESTIMATE	FISCAL YTD ACTUAL	FISCAL YTD DIFFERENCE
REVENUES						
01.010 General Property (Real Estate)	0	0	0	0	1,002,646	1,002,646
01.020 Tangible Personal Property Tax	0	0	0	0	112,591	112,591
01.030 Income Tax	0	197,872	197,872	0	519,299	519,299
01.035 Unrestricted Grants-in-Aid	0	345,211	345,211	0	1,356,448	1,356,448
01.040 Restricted Grants-in-Aid	0	5,089	5,089	0	21,388	21,388
01.045 Restricted Grants-in-Aid - SFSF	0	0	0	0	0	0
01.050 Property Tax Allocation	0	0	0	0	165,296	165,296
01.060 All Other Operating Revenue	0	37,900	37,900	0	194,629	194,629
01.070 Total Revenue	0	586,072	586,072	0	3,372,297	3,372,297
OTHER FINANCING SOURCES						
02.010 Proceeds from Sale of Notes	0	0	0	0	0	0
02.020 State Emergency Loans & Advancements (Approved)	0	0	0	0	0	0
02.040 Operating Transfers-In	0	0	0	0	0	0
02.050 Advances-In	0	0	0	0	291,995	291,995
02.060 All Other Financing Sources	0	44	44	0	142,850	142,850
02.070 Total Other Financing Sources	0	44	44	0	434,845	434,845
02.080 Total Revenues and Other Financing Sources	0	586,116	586,116	0	3,807,142	3,807,142
EXPENDITURES						
03.010 Personal Services	0	390,271	390,271	0	1,536,926	1,536,926
03.020 Employees' Retirement/Insurance Benefits	0	132,278	132,278	0	542,118	542,118
03.030 Purchased Services	0	137,383	137,383	0	400,489	400,489
03.040 Supplies and Materials	0	10,435	10,435	0	89,060	89,060
03.050 Capital Outlay	0	0	0	0	0	0
03.060 Intergovernmental	0	0	0	0	0	0
04.010 Debt Service: All Principal (Historical)	0	0	0	0	0	0
04.020 Debt Service: Principal - Notes	0	0	0	0	0	0
04.030 Debt Service: Principal - State Loans	0	0	0	0	0	0
04.040 Debt Service: Principal - State Advancements	0	0	0	0	0	0
04.050 Debt Service: Principal - HB 264 Loans	0	0	0	0	0	0
04.055 Debt Service: Principal - Other	0	0	0	0	0	0
04.060 Debt Service: Interest and Fiscal Charges	0	0	0	0	0	0
04.300 Other Objects	0	8,463	8,463	0	57,736	57,736
04.500 Total Expenditures	0	678,830	678,830	0	2,626,329	2,626,329
OTHER FINANCING USES						
05.010 Operating Transfers - Out	0	0	0	0	0	0
05.020 Advances - Out	0	0	0	0	0	0
05.030 All Other Financing Uses	0	0	0	0	0	0
05.040 Total Other Financing Uses	0	0	0	0	0	0
05.050 Total Expenditure and Other Financing Uses	0	678,830	678,830	0	2,626,329	2,626,329
06.010 Excess Rev & Oth Financing Sources over(under) Exp &	0	92,714-	92,714-	0	1,180,813	1,180,813
07.010 Beginning Cash Balance	0	7,863,809	7,863,809	0	6,590,282	6,590,282
07.020 Ending Cash Balance	0	7,771,095	7,771,095	0	7,771,095	7,771,095
08.010 Outstanding Encumbrances	0	1,036,918	1,036,918	0	1,036,918	1,036,918

-- Options Summary --

Summary or Detail Report? (S,D) D
Output file: FINSUMM.TXT
Type: CSV
Print options page? (Y,N) Y
Generate FINDET report for comparison? (Y,N) Y
Sort options: FS
Include future encumbrance amounts? (Y,N) N
Include accounts with zero amounts? (Y,N) N
Include accounts which are no longer active? (Y,N,I) Y

BAT_FINSUM executed by SE_BMCKEE on node MVECA0:: at 1-NOV-2016 18:54:14.90

Date: 11/01/2016
 Time: 6:54 pm

SOUTHEASTERN LOCAL SCHOOL
 Financial Report by Fund/SCC

Fund #	Fund Description	FYTD Receipts	MTD Expenditures	FYTD Expenditures	Current Fund Balance	Current Encumbrances	Unencumbered Fund Balance	Bank Code
001 0000	CASH CONTROL - GENERAL FUND							
	6,487,444.73	586,116.05	3,807,142.83	678,830.36	2,626,328.59	7,668,258.97	1,036,918.48	6,631,340.49
001 9412	GENERAL SET ASIDE (5%)							
	102,837.52	0.00	0.00	0.00	0.00	102,837.52	0.00	102,837.52
003 0000	GENERAL INTEREST							
	1,075,699.60	2,580.71	21,151.20	0.00	579.00	1,096,271.80	0.00	1,096,271.80
003 9001	PERMANENT IMPROVEMENT VOTED							
	835,524.38-	0.00	104,740.54	55,711.93	172,966.24	903,750.08-	234,556.26	1,138,306.34-
003 9003	AUDITORIUM RENOVATION							
	848.38	0.00	0.00	0.00	0.00	848.38	0.00	848.38
006 0000	LUNCHROOM CASH CONTROL							
	22,372.09-	20,988.93	43,538.00	12,494.68	334,329.56	313,163.65-	197,656.80	510,820.45- 1
006 9017	Children's Hunger Alliance							
	0.00	0.00	2,000.00	250.00	250.00	1,750.00	583.83	1,166.17
018 9081	PRINCIPAL'S SUPPORT - MIAMI VIEW							
	1,970.75	0.00	0.00	0.00	0.00	1,970.75	75.00	1,895.75 1
018 9082	PRINCIPAL'S SUPPORT - HIGH SCHOOL							
	4,302.25-	210.00	935.00	0.00	7,859.26	11,226.51-	1,450.00	12,676.51- 1
018 9281	MIDDLE SCHOOL PRINCIPAL'S SUPPORT							
	2,331.50	6,339.60	12,687.60	430.00	430.00	14,589.10	3,077.22	11,511.88
019 9091	MIAMI VIEW WORKROOM/LOUNGE							
	136.84	0.00	76.53	0.00	0.00	213.37	0.00	213.37 1
019 9092	TEACHER'S LOUNGE - HIGH SCHOOL							
	537.01	0.00	39.38	0.00	0.00	576.39	248.70	327.69
022 9012	Wellness Incentive							
	7,993.85	977.00	977.00	0.00	0.00	8,970.85	0.00	8,970.85
022 9013	Julia Salyers Memorial Fund							
	365.00	0.00	0.00	0.00	0.00	365.00	0.00	365.00
022 9014	Jerry South Memorial Fund							
	397.84	0.00	0.00	0.00	0.00	397.84	0.00	397.84
022 9081	PRINCIPAL'S FUND/STAFF RECOGNITION							
	405.49-	0.00	0.00	0.00	0.00	405.49-	0.00	405.49-

Date: 11/01/2016
 Time: 6:54 pm

SOUTHEASTERN LOCAL SCHOOL
 Financial Report by Fund/SCC

Fund #	Fund Description	FYTD Receipts	MTD Expenditures	FYTD Expenditures	Current Fund Balance	Current Encumbrances	Unencumbered Fund Balance	Bank Code	
022 9082	PRINCIPAL'S FUND/STAFF RECOGNITION	1,600.17	0.00	52.71	0.00	50.69	1,602.19	0.00	1,602.19
022 9208	2008 Section 125	0.00	0.00	174.65	0.00	0.00	174.65	0.00	174.65
022 9281	PRINCIPAL'S FUND/STAFF RECOGNITION	3,806.92-	0.00	0.00	0.00	766.00	4,572.92-	400.00	4,972.92-
027 0000	BWC Distribution Account	50,418.68	3,382.96	12,971.66	0.00	18,272.47	45,117.87	0.00	45,117.87
200 9000	Washington DC Trip	0.00	300.00	300.00	0.00	0.00	300.00	0.00	300.00
200 9013	Class of 2013	816.46	0.00	0.00	0.00	0.00	816.46	0.00	816.46
200 9014	Class of 2014	250.00	0.00	0.00	0.00	0.00	250.00	0.00	250.00
200 9015	Class of 2015	187.01	0.00	0.00	0.00	0.00	187.01	0.00	187.01
200 9016	Class of 2016	693.57	0.00	0.00	0.00	311.60	381.97	0.00	381.97
200 9017	Class of 2017	1,935.53	0.00	0.00	219.64	230.11	1,705.42	360.54	1,344.88
200 9018	Class of 2018	2,565.53	1,803.00	3,468.00	0.00	0.00	6,033.53	1,112.78	4,920.75
200 9019	Class of 2019	805.83-	0.00	0.00	0.00	0.00	805.83-	0.00	805.83-
200 9020	Class of 2020	366.87	0.00	0.00	0.00	0.00	366.87	0.00	366.87
200 9201	FUTURE FARMERS OF AMERICA	3,456.11	1,363.00	2,400.00	415.95	475.95	5,380.16	5,053.00	327.16
200 9202	FAMILIES CAREERS & COMMUNITY LEADERS OF AMERI	3,423.51	140.00	2,410.00	500.00	1,143.79	4,689.72	1,281.39	3,408.33 1
200 9203	FUTURE EDUCATORS OF AMERICA	119.74	0.00	0.00	0.00	0.00	119.74	0.00	119.74

Date: 11/01/2016
 Time: 6:54 pm

SOUTHEASTERN LOCAL SCHOOL
 Financial Report by Fund/SCC

Fund #	Fund Description	FYTD Receipts	MTD Expenditures	FYTD Expenditures	Current Fund Balance	Current Encumbrances	Unencumbered Fund Balance	Bank Code
Begin	Balance	MTD Receipts						
200 9205	NATIONAL HONOR SOCIETY							
	824.44	120.00	0.00	619.00	325.44	195.00	130.44	1
200 9207	ACHIEVEMENT THRU TEAMWORK							
	882.26	0.00	0.00	0.00	882.26	0.00	882.26	
200 9210	SPIRIT CLUB							
	1,098.55	0.00	1,020.00	0.00	1,206.55	0.00	1,206.55	
200 9215	LAND LAB							
	264.28	0.00	0.00	0.00	264.28	0.00	264.28	
200 9216	MIAMI VIEW MIDDLE SCHOOL STUDENT COUNCIL							
	7,041.97	0.00	0.00	526.65	526.65	6,515.32	6,515.32	1
200 9217	Jr. High Student Council							
	4,311.17	0.00	0.00	0.00	4,311.17	0.00	4,311.17	
200 9222	S.A.D.D. CASH							
	206.74	0.00	0.00	0.00	206.74	0.00	206.74	
200 9225	H2O HELP TO OTHERS							
	1,060.87	0.00	0.00	0.00	1,060.87	0.00	1,060.87	
200 9226	Art Club							
	1,619.89	0.00	0.00	0.00	1,619.89	0.00	1,619.89	
300 0000	STUDENT PARTICIPATION FEES							
	0.00	0.00	0.00	217.82	217.82	217.82-	217.82-	
300 9302	BAND							
	4,263.48	0.00	5,529.00	0.00	9,792.48	0.00	9,792.48	
300 9303	CHEERLEADERS - HI SCHOOL							
	804.38	1,100.36	7,802.17	5,248.20	8,628.20	21.65-	2,360.65	2,382.30-
300 9304	CHOIR - HI SCHOOL							
	730.43	0.00	0.00	0.00	730.43	0.00	730.43	
300 9305	DRAMA - HI SCHOOL							
	7,748.85	0.00	0.00	0.00	7,748.85	2,645.69	5,103.16	
300 9306	Bowling Club							
	1,171.77-	0.00	0.00	0.00	1,171.77-	0.00	1,171.77-	
300 9308	TROJAN TIMES							
	1.66	0.00	0.00	0.00	1.66	0.00	1.66	

Date: 11/01/2016
 Time: 6:54 pm

SOUTHEASTERN LOCAL SCHOOL
 Financial Report by Fund/SCC

Fund #	Fund Description	FYTD Receipts	MTD Expenditures	FYTD Expenditures	Current Fund Balance	Current Encumbrances	Unencumbered Fund Balance	Bank Code
300 9309	YEARBOOK 1,438.10-	55.00	560.00	0.00	0.00	878.10-	878.10-	
300 9312	Wrestling Club 1,130.73	0.00	0.00	0.00	150.00	980.73	2,059.76	1,079.03-
300 9313	CHEERLEADERS - MIAMI VIEW 64.29	0.00	423.00	0.00	2,558.20	2,070.91-	0.00	2,070.91-
300 9320	ATHLETICS - HI SCHOOL 20,372.96	12,552.00	32,181.00	8,174.69	30,988.72	21,565.24	10,404.04	11,161.20 1
300 9330	ATHLETICS MIAMI VIEW 6,120.74	2,168.00	6,744.05	1,353.11	11,497.64	1,367.15	6,087.16	4,720.01- 1
450 9407	SCHOOLNET 0.01	0.00	0.00	0.00	0.00	0.01	0.00	0.01
459 9903	OHIO READS GRANT 300.00	0.00	0.00	0.00	0.00	300.00	0.00	300.00
459 9905	OHIO READS 2,000.00	0.00	0.00	0.00	0.00	2,000.00	0.00	2,000.00
461 9017	VOC ED ENHANCEMENTS 0.00	0.00	1,489.65	496.53	1,986.18	496.53-	0.00	496.53-
499 9014	Early Literacy Grant 7,805.06	0.00	0.00	0.00	0.00	7,805.06	0.00	7,805.06
499 9016	FY16 Parent Mentor Grant 0.00	0.00	2,400.00	0.00	0.00	2,400.00	0.00	2,400.00
499 9017	Parent Mentor Services 0.00	0.00	0.00	2,000.00	5,600.00	5,600.00-	19,400.00	25,000.00-
499 9107	Project Lead the Way 0.45	0.00	0.00	0.00	0.00	0.45	0.00	0.45
499 9900	BUILDING INCENTIVE 128.59	0.00	0.00	0.00	0.00	128.59	0.00	128.59
516 9602	TITLE IV-B 2002 0.56	0.00	0.00	0.00	0.00	0.56	0.00	0.56
516 9616	IDEA PART B 3,854.85	0.00	10,973.34	0.00	14,828.19	0.00	0.00	0.00

Date: 11/01/2016
 Time: 6:54 pm

SOUTHEASTERN LOCAL SCHOOL
 Financial Report by Fund/SCC

Fund #	Fund Description	FYTD Receipts	MTD Expenditures	FYTD Expenditures	Current Fund Balance	Current Encumbrances	Unencumbered Fund Balance	Bank Code
516 9617	IDEA PART B 0.00	0.00	12,393.65	24,491.10	24,491.10-	0.00	24,491.10-	
572 9216	TITLE I 9,697.75	0.00	0.00	28,920.55	0.00	0.00	0.00	
572 9217	TITLE I 0.00	0.00	13,874.86	30,446.55	30,446.55-	2,785.93	33,232.48-	
573 9302	TITLE VI-INNOVATIVE 1.00	0.00	0.00	0.00	1.00	0.00	1.00	
590 9017	IMPROVING TCHR QUALITY 0.00	0.00	3,526.26	7,052.52	7,052.52-	0.00	7,052.52-	
GRAND TOTALS:								
	6,958,905.33	640,196.61	4,103,530.11	796,664.33	3,333,416.58	7,729,018.86	1,528,712.23	6,200,306.63

-- Options Summary --

Output file: CHEKPY.TXT
Print options page? (Y,N) Y
Sort options: C
Check types to select. (D,I,M,P,R,T,W): W,P,R,M
Print vendor from PO or check. (P,C): P
Date Selection From: 10/01/2016
To: 10/31/2016
Summary or Detail report? (S,D) S
Single or Double space summary report? (S,D) S
Include or Exclude the following vendors?(I,E) I

BAT_CHEKPY executed by SE_BMCKEE on node MVECA0:: at 1-NOV-2016 18:47:05.61

Date: 11/01/2016
 Time: 6:47 pm

SOUTHEASTERN LOCAL SCHOOL
 SORT BY CHECK NUMBER
 CHECK DATES BETWEEN 10/01/2016 AND 10/31/2016
 WARRANT, REFUND, MEMO, PAYROLL CHECKS

Page: 1
 (CHEKPY)

CHECK	TYPE	DATE	VENDOR	VENDOR	STATUS/DATE	BANK CODE	CHECK AMOUNT
063484	W	10/06/2016	Beavercreek Golf Club	034969	RECONCILED:10/31/2016	1	40.00
063485	W	10/07/2016	ANGI Kaverman	003211	RECONCILED:10/31/2016		93.96
063486	W	10/07/2016	Brian Redish	033877	RECONCILED:10/31/2016	1	80.00
063487	W	10/07/2016	BUCKEYE ALL GASES	010097	RECONCILED:10/31/2016		17.55
063488	W	10/07/2016	Burleson Law Offices, LLC	033353	RECONCILED:10/31/2016		2,445.20
063489	W	10/07/2016	CARDINAL BUS SALES & SERVICE	011859	RECONCILED:10/31/2016		126.00
063490	W	10/07/2016	Clemente Adducchio	034971	RECONCILED:10/31/2016	1	55.00
063491	W	10/07/2016	COMMUNITY HOSPITAL CENTER FOR OCCUPATIONAL HEALTH	002395	RECONCILED:10/31/2016		53.00
063492	W	10/07/2016	COUNTRY MINI MART	030851	RECONCILED:10/31/2016		381.11
063493	W	10/07/2016	Energy USA - TPC	032942	RECONCILED:10/31/2016		5,363.76
063494	W	10/07/2016	Farmers Equipment Inc	032925	RECONCILED:10/31/2016		235.40
063495	W	10/07/2016	FARNHAM COMPANY JACK FARNHAM	004420	RECONCILED:10/31/2016		15,500.00
063496	W	10/07/2016	Flocabulary	034948	RECONCILED:10/31/2016		96.00
063497	W	10/07/2016	Great Lakes Biomedical LTD	034176	RECONCILED:10/31/2016		323.00
063498	W	10/07/2016	Guardian	033892	RECONCILED:10/31/2016		143.70
063499	W	10/07/2016	H. W. MANN & SONS	007650	RECONCILED:10/31/2016		328.00
063500	W	10/07/2016	John Purinton	033842		1	65.00
063501	W	10/07/2016	Joseph Barnett	033636		1	65.00
063502	W	10/07/2016	Joshua Barnett	033790	RECONCILED:10/31/2016	1	65.00
063503	W	10/07/2016	Keith Hypes	034007	RECONCILED:10/31/2016	1	65.00
063504	W	10/07/2016	Laura Fulton	034148	RECONCILED:10/31/2016	1	55.00
063505	W	10/07/2016	Lee Whitaker	034954		1	65.00
063506	W	10/07/2016	Matthew Mitchell	034550	RECONCILED:10/31/2016	1	80.00
063507	W	10/07/2016	Montgomery County ESC	034936	RECONCILED:10/31/2016		170.00
063508	W	10/07/2016	MILLER'S TEXTILE SERVICES	012700	RECONCILED:10/31/2016		55.00
063509	W	10/07/2016	Plattensburg Certified Public Accountants	034165	RECONCILED:10/31/2016		1,575.00
063510	W	10/07/2016	QUILL OFFICE SUPPLIES	010750	RECONCILED:10/31/2016		19.99
063511	W	10/07/2016	R.D. Holder Oil Co., Inc.	033005	RECONCILED:10/31/2016		79.95
063512	W	10/07/2016	RICK DELANEY	003402	RECONCILED:10/31/2016	1	50.00
063513	W	10/07/2016	SHOEMAKER'S HOME CENTER	011950	RECONCILED:10/31/2016		178.62
063514	W	10/07/2016	Sports Equipment Specialists	034919	RECONCILED:10/31/2016		10,845.00
063515	W	10/07/2016	STARR TROPHY AND AWARDS	002199	RECONCILED:10/31/2016	1	32.50
063516	W	10/07/2016	Steven Short	033188	RECONCILED:10/31/2016	1	65.00
063517	W	10/07/2016	TERMINIX INTERNATIONAL CO.,THE	000200	RECONCILED:10/31/2016		(Multi-bank check) 105.00
063518	W	10/07/2016	Therapy Shoppe	033513	RECONCILED:10/31/2016		47.98
063519	W	10/07/2016	Thomas Bowman	034955	RECONCILED:10/31/2016	1	65.00
063520	W	10/07/2016	Thomas Geyer	032741	RECONCILED:10/31/2016	1	50.00
063521	W	10/07/2016	TotalFunds By Hasler	033712	RECONCILED:10/31/2016		700.00
063522	W	10/07/2016	VILLAGE OF S. CHARLESTON	013400	RECONCILED:10/31/2016	1	(Multi-bank check) 4,272.61
063523	W	10/11/2016	Little Maize at Darby Creek	034496	RECONCILED:10/31/2016		255.00
063524	W	10/13/2016	Aaron Steinbrunner	034957		1	50.00
063525	W	10/13/2016	CLARK COUNTY EDUCATIONAL SERVICE CENTER	002300	RECONCILED:10/31/2016		56,174.80
063526	W	10/13/2016	David Pfister	030343		1	65.00
063527	W	10/13/2016	DELANEY PLUMBING	003400	RECONCILED:10/31/2016		212.05
063528	W	10/13/2016	Furlow's Consulting LLC	034907			1,040.06
063529	W	10/13/2016	GOODHEART-WILCOX PUBLISHER	032329	RECONCILED:10/31/2016		1,892.18
063530	W	10/13/2016	Harmony Farm Market	034341	RECONCILED:10/31/2016	1	526.65

SOUTHEASTERN LOCAL SCHOOL
 SORT BY CHECK NUMBER
 CHECK DATES BETWEEN 10/01/2016 AND 10/31/2016
 WARRANT, REFUND, MEMO, PAYROLL CHECKS

CHECK	TYPE	DATE	VENDOR	VENDOR	STATUS/DATE	BANK CODE	CHECK AMOUNT
063531	W	10/13/2016	Jane Fortny	034942		1	65.00
063532	W	10/13/2016	MILLER'S TEXTILE SERVICES	012700	RECONCILED:10/31/2016		101.85
063533	W	10/13/2016	Nancy Holt	034684	RECONCILED:10/31/2016		1,000.00
063534	W	10/13/2016	OHIO HERITAGE CONFERENCE Jim Murray, Commissioner	031858		1	1,700.00
063535	W	10/13/2016	Pearson Customer Support	034922	RECONCILED:10/31/2016		27,032.07
063536	W	10/13/2016	School Health Corporation	034123	RECONCILED:10/31/2016	1	1,900.68
063537	W	10/13/2016	Shane Jenkins	034937	RECONCILED:10/31/2016	1	85.00
063538	W	10/13/2016	Sinclair Community College Bursar's Office	033391	RECONCILED:10/31/2016		175.00
063539	W	10/13/2016	US Awards Inc	034938	RECONCILED:10/31/2016	1	628.11
063540	W	10/13/2016	VARSIITY SPIRIT FASHIONS	003001	RECONCILED:10/31/2016		5,248.20
063541	W	10/13/2016	VECTREN ENERGY DELIVERY	003350	RECONCILED:10/31/2016		54.17
063542	W	10/21/2016	A Dunham	034962	RECONCILED:10/31/2016	1	50.00
063543	W	10/21/2016	Accurate IT Services	034879	RECONCILED:10/31/2016		861.00
063544	W	10/21/2016	Amanda Best	033456	RECONCILED:10/31/2016		170.00
063545	W	10/21/2016	ANGI Kaverman	003211	RECONCILED:10/31/2016		36.72
063546	W	10/21/2016	Arleen Thompson	032918	RECONCILED:10/31/2016	1	50.00
063547	W	10/21/2016	Bob White	034940		1	65.00
063548	W	10/21/2016	Brad Black	034960	RECONCILED:10/31/2016	1	55.00
063549	W	10/21/2016	BRYN DEAN	031735			142.89
063550	W	10/21/2016	Carr Supply Springfield	034750	RECONCILED:10/31/2016		401.57
063551	W	10/21/2016	Centurylink Business Services	031172			16.51
063552	W	10/21/2016	Christoper Daley	034796		1	45.00
063553	W	10/21/2016	Dan Omlor	034944		1	110.00
063554	W	10/21/2016	DARRICK RIGGS	032170	RECONCILED:10/31/2016		142.56
063555	W	10/21/2016	De Lage Landen	034335	RECONCILED:10/31/2016		1,688.00
063556	W	10/21/2016	Direct Energy Business Marketing, LLC	034790	RECONCILED:10/31/2016		111.70
063557	W	10/21/2016	Discount Magazine Subscription Service, Inc.	033598	RECONCILED:10/31/2016		176.33
063558	W	10/21/2016	Educational Resource Services	034959	RECONCILED:10/31/2016		672.00
063559	W	10/21/2016	Farmers Equipment Inc	032925	RECONCILED:10/31/2016		1,640.25
063560	W	10/21/2016	Getz Photography LLC	034326	RECONCILED:10/31/2016	1	362.52
063561	W	10/21/2016	Global Gov't Eduction Solution Attn: Jack Gephart	004948	RECONCILED:10/31/2016		236.00
063562	W	10/21/2016	Harry Bourne	033294		1	110.00
063563	W	10/21/2016	Jane Fortny	034942		1	65.00
063564	W	10/21/2016	Karl Miller	033449	RECONCILED:10/31/2016	1	110.00
063565	W	10/21/2016	Larry Berna	034150	RECONCILED:10/31/2016	1	55.00
063566	W	10/21/2016	Larry Rogan	033677	RECONCILED:10/31/2016	1	45.00
063567	W	10/21/2016	LONDON FLORIST	030481			76.75
063568	W	10/21/2016	MACRAY CO INC.	007480	RECONCILED:10/31/2016		60.00
063569	W	10/21/2016	MADER ELECTRIC MOTOR,	007605	RECONCILED:10/31/2016		186.00
063570	W	10/21/2016	MIKE MCNEIL	004007	RECONCILED:10/31/2016	1	45.00
063571	W	10/21/2016	MILLER'S TEXTILE SERVICES	012700	RECONCILED:10/31/2016		55.00
063572	W	10/21/2016	NATIONAL FFA ORGANIZATION	008762	RECONCILED:10/31/2016		63.00
063573	W	10/21/2016	Ohio FCCLA State Leadership Conf. Reg.	033891	RECONCILED:10/31/2016	1	(Multi-bank check) 625.00
063574	W	10/21/2016	OIC of Clark County, Inc.	033136	RECONCILED:10/31/2016		320.00
063575	W	10/21/2016	Pat Catan's	034330			135.59

Date: 11/01/2016
 Time: 6:47 pm

SOUTHEASTERN LOCAL SCHOOL
 SORT BY CHECK NUMBER
 CHECK DATES BETWEEN 10/01/2016 AND 10/31/2016
 WARRANT, REFUND, MEMO, PAYROLL CHECKS

Page: 3
 (CHEKPY)

CHECK	TYPE	DATE	VENDOR	VENDOR	STATUS/DATE	BANK CODE	CHECK AMOUNT
063576	W	10/21/2016	Scholastic Inc.	032833	RECONCILED:10/31/2016		3,456.87
063577	W	10/21/2016	Southern Computer Warehouse	034566	RECONCILED:10/31/2016		612.86
063578	W	10/21/2016	THE OHIO STATE UNIV	010269			190.00
063579	W	10/21/2016	TIM BELL	030825		1	88.19
063580	W	10/28/2016	AQUA-FALLS GLACIER MOUNTAIN	030172			4.95
063581	W	10/28/2016	Brad Zerkle	034744		1	65.00
063582	W	10/28/2016	CARDINAL BUS SALES & SERVICE	011859			198.35
063583	W	10/28/2016	CATHOLIC CENTRAL ATHLETIC DEPT.	001840		1	340.00
063584	W	10/28/2016	Christopher Anderson	034965		1	65.00
063585	W	10/28/2016	Clay Ewell Educational Service	033967			265.00
063586	W	10/28/2016	COMMUNITY HOSPITAL CENTER FOR OCCUPATIONAL HEALTH	002395			62.00
063587	W	10/28/2016	DAYTON POWER AND LIGHT COMPANY	032183			4,525.91
063588	W	10/28/2016	DEMCO	003577			107.74
063589	W	10/28/2016	Farm Science Review	032869			231.00
063590	W	10/28/2016	Great Lakes Biomedical LTD	034176			306.00
063591	W	10/28/2016	Greenon Local School District	034028	RECONCILED:10/31/2016		5,446.50
063592	W	10/28/2016	In A Pinch	034671		1	235.00
063593	W	10/28/2016	Jacob Rosales	034805		1	80.00
063594	W	10/28/2016	James Milligan	034485		1	65.00
063595	W	10/28/2016	Joseph Pugh	034966		1	80.00
063596	W	10/28/2016	Larry Saunders	034587		1	65.00
063597	W	10/28/2016	Library Store Inc, The	033963			18.15
063598	W	10/28/2016	MACRAY CO INC.	007480			5.00
063599	W	10/28/2016	MADER ELECTRIC MOTOR,	007605			110.60
063600	W	10/28/2016	MADISON/CHAMPAIGN ESC	002124			150.00
063601	W	10/28/2016	Meal Magic Corporation	034114			250.00
063602	W	10/28/2016	Megan Rains	033514			20.00
063603	W	10/28/2016	MILLER'S TEXTILE SERVICES	012700			101.85
063604	W	10/28/2016	Nancy Holt	034684	RECONCILED:10/31/2016		1,000.00
063605	W	10/28/2016	NATIONAL FFA ORGANIZATION	008762			94.45
063606	W	10/28/2016	PAXTON COMMUNICATIONS AND ENGINEERING CO	010330			1,197.00
063607	W	10/28/2016	PEPSI COLA CO.	010375		1	1,640.88
063608	W	10/28/2016	Plattensburg Certified Public Accountants	034165			350.00
063609	W	10/28/2016	Playsafer	034365			1,930.00
063610	W	10/28/2016	QUILL OFFICE SUPPLIES	010750			33.58
063611	W	10/28/2016	RANDY DELANEY	020510	RECONCILED:10/31/2016	1	531.74
063612	W	10/28/2016	Roger Geers	032922		1	60.00
063613	W	10/28/2016	Russell Thayer	033817		1	65.00
063614	W	10/28/2016	School Health Corporation	034123			217.82
063615	W	10/28/2016	Springfield Regional Cancer Center	034961		1	535.00
063616	W	10/28/2016	STARR TROPHY AND AWARDS	002199			22.50
063617	W	10/28/2016	TIM BELL	030825		1	449.28
063618	W	10/28/2016	Todd Flora	033658		1	60.00
063619	W	10/28/2016	U.S. Bank National Association Attn: Trust Finance Management	032983			525.00
063620	B	10/27/2016	Melinda Wilson	034967		1	17.60

Date: 11/01/2016
 Time: 6:47 pm

SOUTHEASTERN LOCAL SCHOOL
 SORT BY CHECK NUMBER
 CHECK DATES BETWEEN 10/01/2016 AND 10/31/2016
 WARRANT, REFUND, MEMO, PAYROLL CHECKS

Page: 4
 (CHEKPY)

CHECK	TYPE	DATE	VENDOR	VENDOR	STATUS/DATE	BANK CODE	CHECK AMOUNT
662488	M	10/27/2016	EPC Dental/Vision Benefit Plan Dental Plan	900053		(Multi-bank check)	4,909.95
992471	C	10/19/2016	PAYROLL	900005	RECONCILED:10/31/2016	(Multi-bank check)	209,308.67
992472	C	10/19/2016	PAYROLL	900005	RECONCILED:10/31/2016	(Multi-bank check)	213,554.92
992473	C	10/19/2016	PAYROLL	900005	RECONCILED:10/31/2016		425.00
992474	M	10/21/2016	FOUNDATION	900014		(Multi-bank check)	109,581.51
992475	M	10/26/2016	EPC-Self-Funded Medical Plan	900052		(Multi-bank check)	84,730.92
992476	M	10/26/2016	PAYROLL	900005			1,588.46
992477	M	10/26/2016	EPC-Dental/Vision Benefit Plan Vision Plan	900054		(Multi-bank check)	1,308.70
992478	M	10/25/2016	Sun Life Assurance Company of Canada	900055		(Multi-bank check)	358.50
992479	M	10/20/2016	RETIREMENT SERS	900002			575.70
992480	M	10/20/2016	RETIREMENT STRS	900001			1,636.74
992481	M	10/05/2016	RETIREMENT STRS	900001			1,636.74
992482	M	10/20/2016	PAYROLL	900005			6.16
992483	M	10/05/2016	PAYROLL	900005		(Multi-bank check)	4,391.65
992484	M	10/20/2016	PAYROLL	900005		(Multi-bank check)	2,892.90
992485	M	10/27/2016	RingCentral, Inc.	900082			366.64
992486	M	10/28/2016	AUDITOR & TREAS. FEES	900034			2,968.09
992487	M	10/31/2016	SECURITY NATIONAL BANK	900042			100.00
V VOIDED CHECKS			0	CHECK TOTALS		0.00	
R RECONCILED CHECKS			83	CHECK TOTALS		581,698.30	

W WARRANT CHECKS			136	CHECK TOTALS		177,101.76	
M MEMO CHECKS			15	CHECK TOTALS		217,052.66	
B REFUND CHECKS			1	CHECK TOTALS		17.60	
I INVESTMENT CHECKS			0	CHECK TOTALS		0.00	
T TRANSFER CHECKS			0	CHECK TOTALS		0.00	
D DISTRIBUTION CHECKS			0	CHECK TOTALS		0.00	
C PAYROLL CHECKS			3	CHECK TOTALS		423,288.59	
MISSING CHECKS			0				
** TOTAL CHECKS (LESS VOIDED)			155	** TOTAL NET		817,460.61	
*** TOTAL CHECKS WRITTEN			155	*** GRAND TOTALS		817,460.61	