

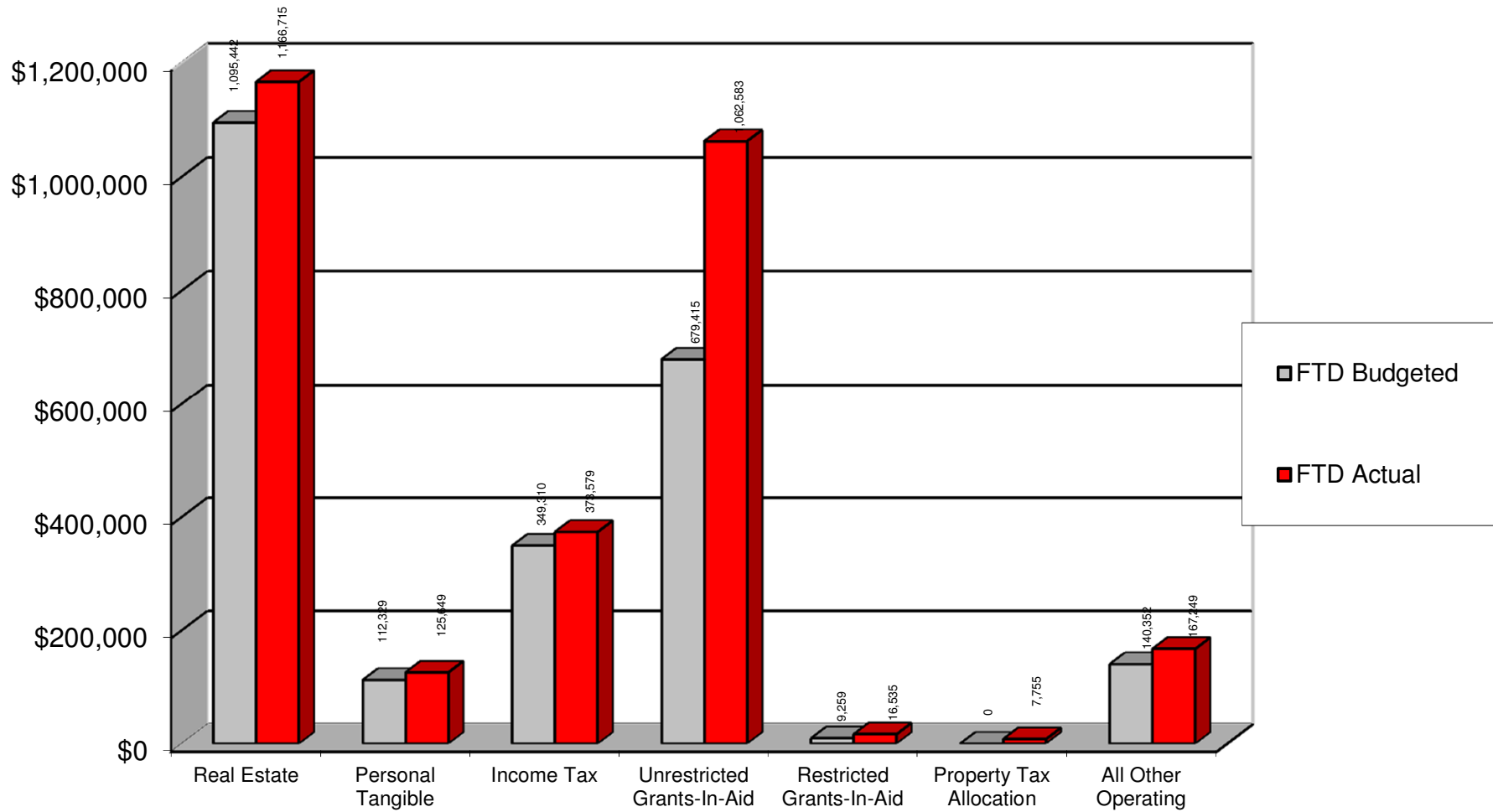
SOUTHEASTERN LOCAL SCHOOL DISTRICT

FINANCIAL REPORT

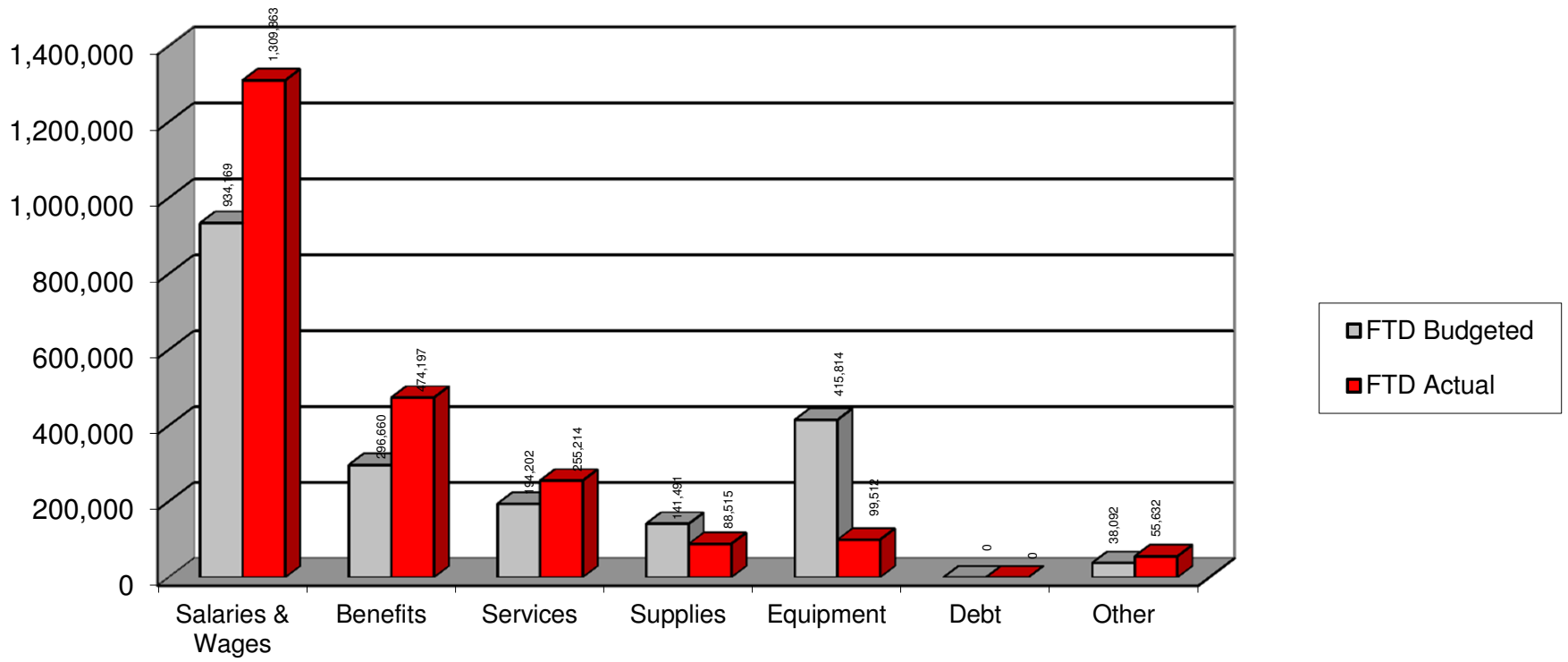
09/30/2018



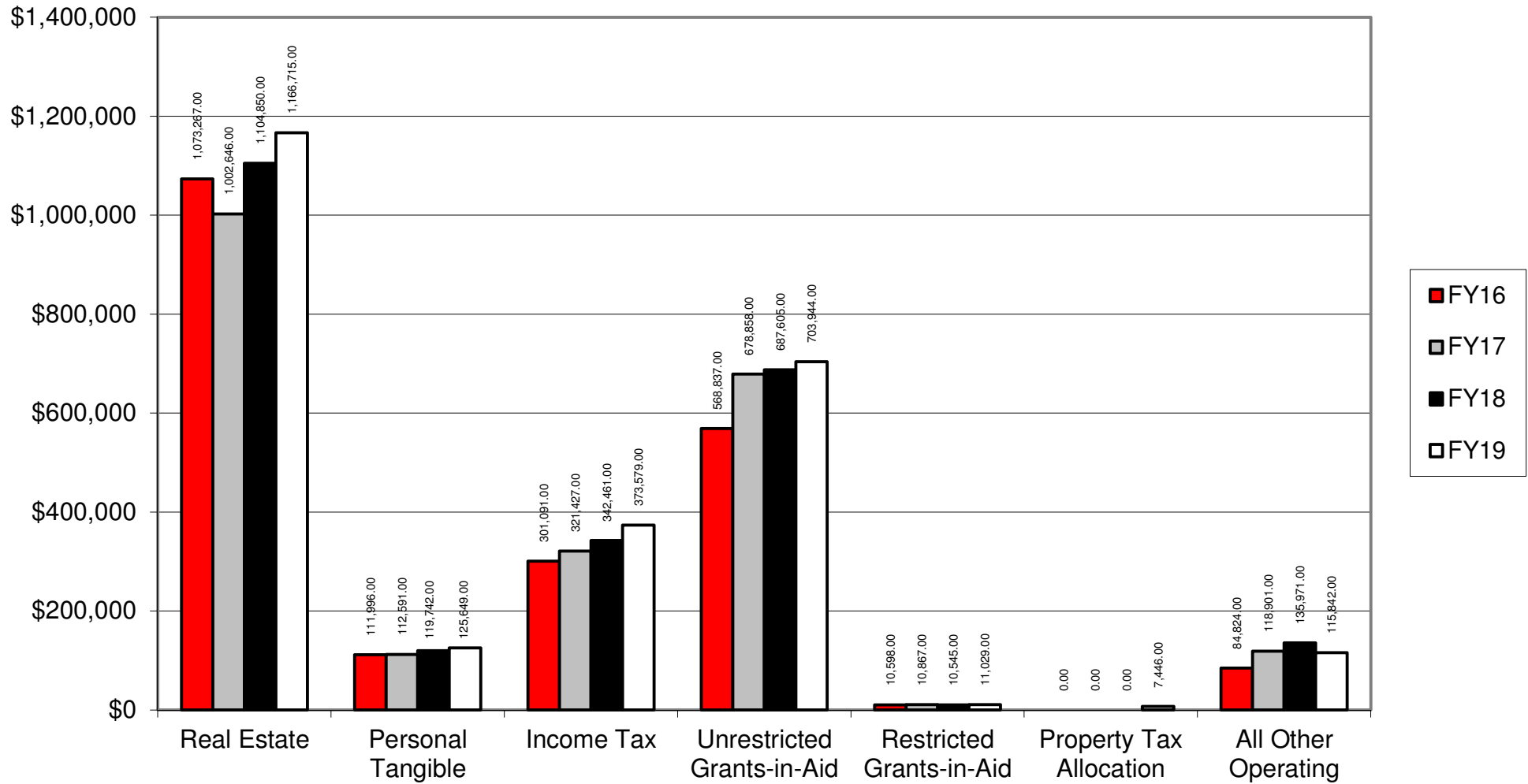
FTD BUDGETED vs. FTD ACTUAL



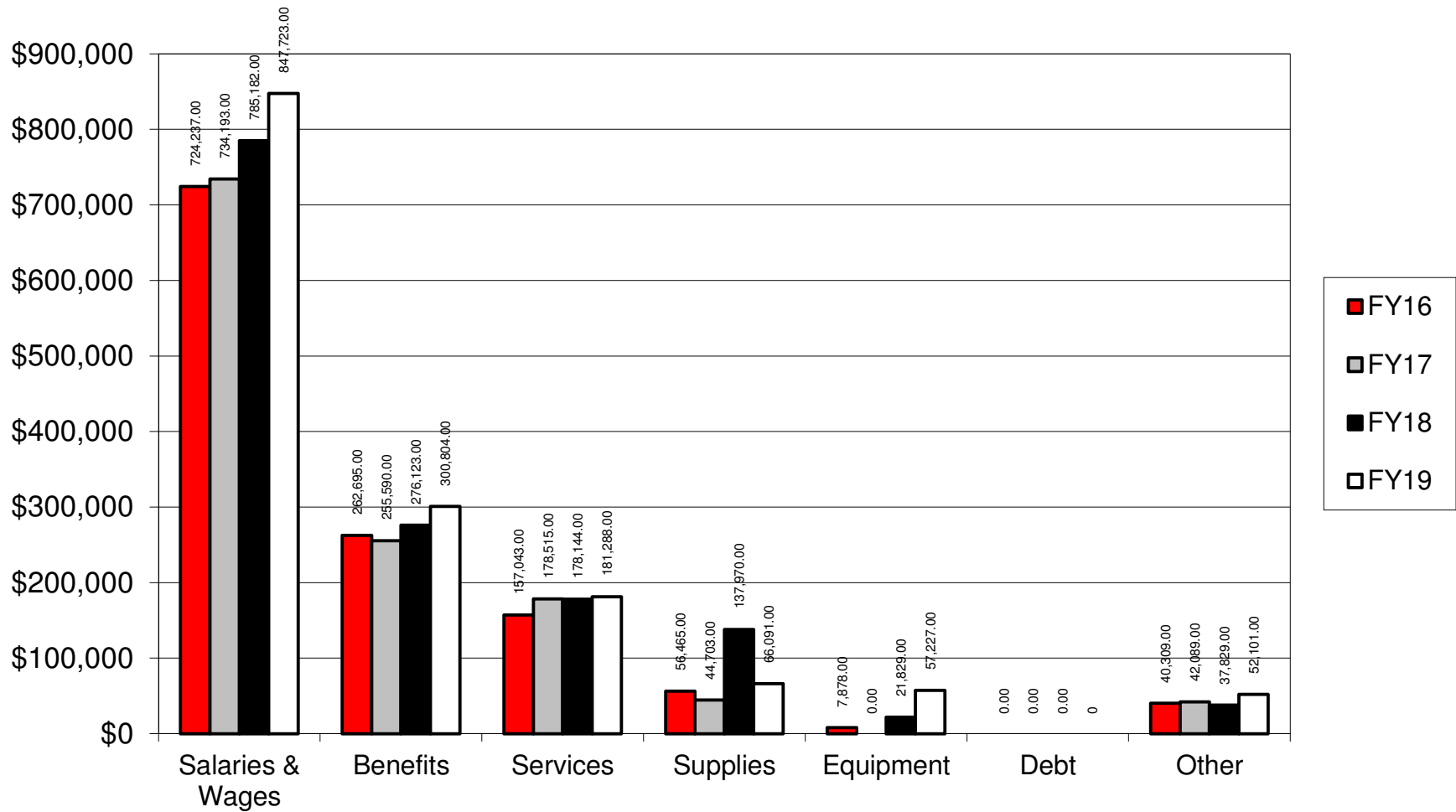
FTD BUDGETED vs. FTD ACTUAL



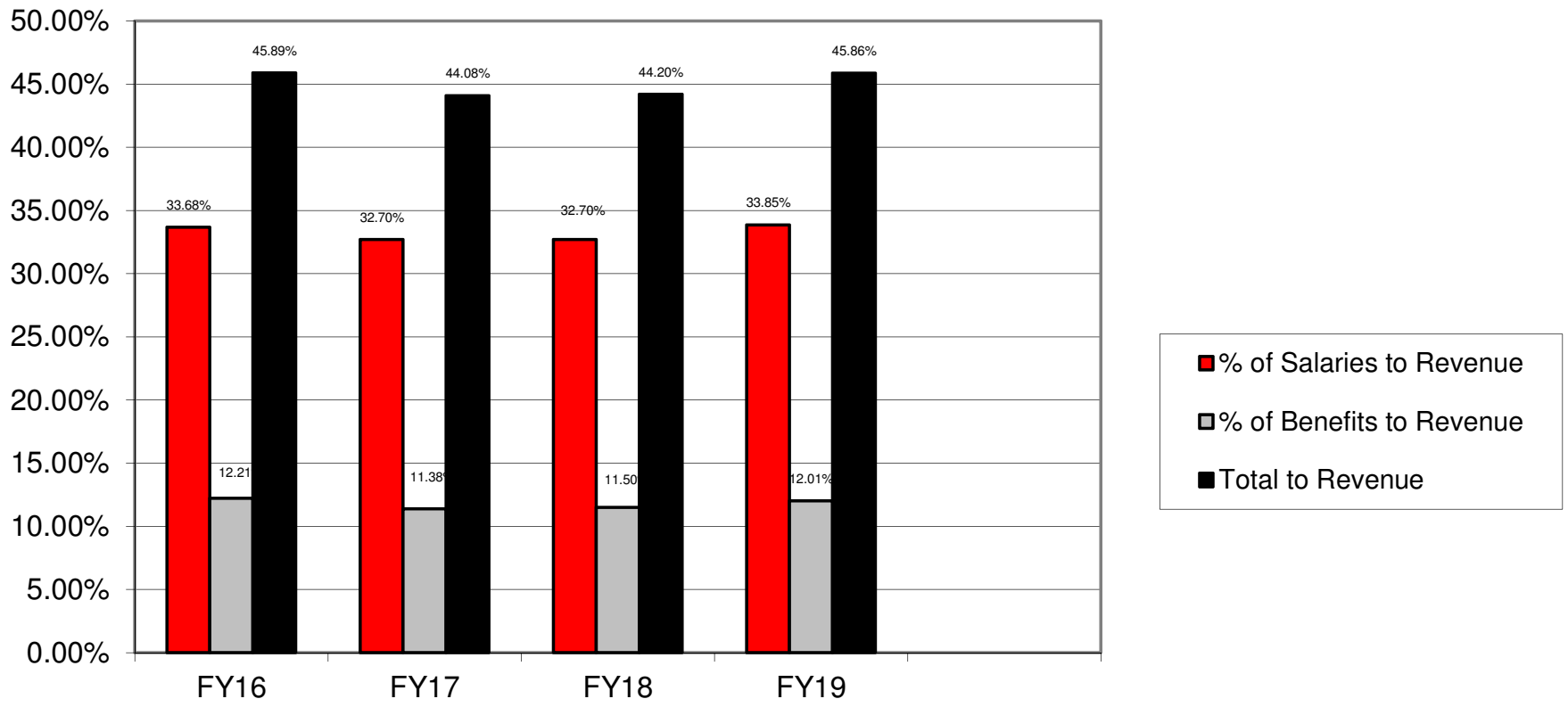
HISTORICAL REVENUE



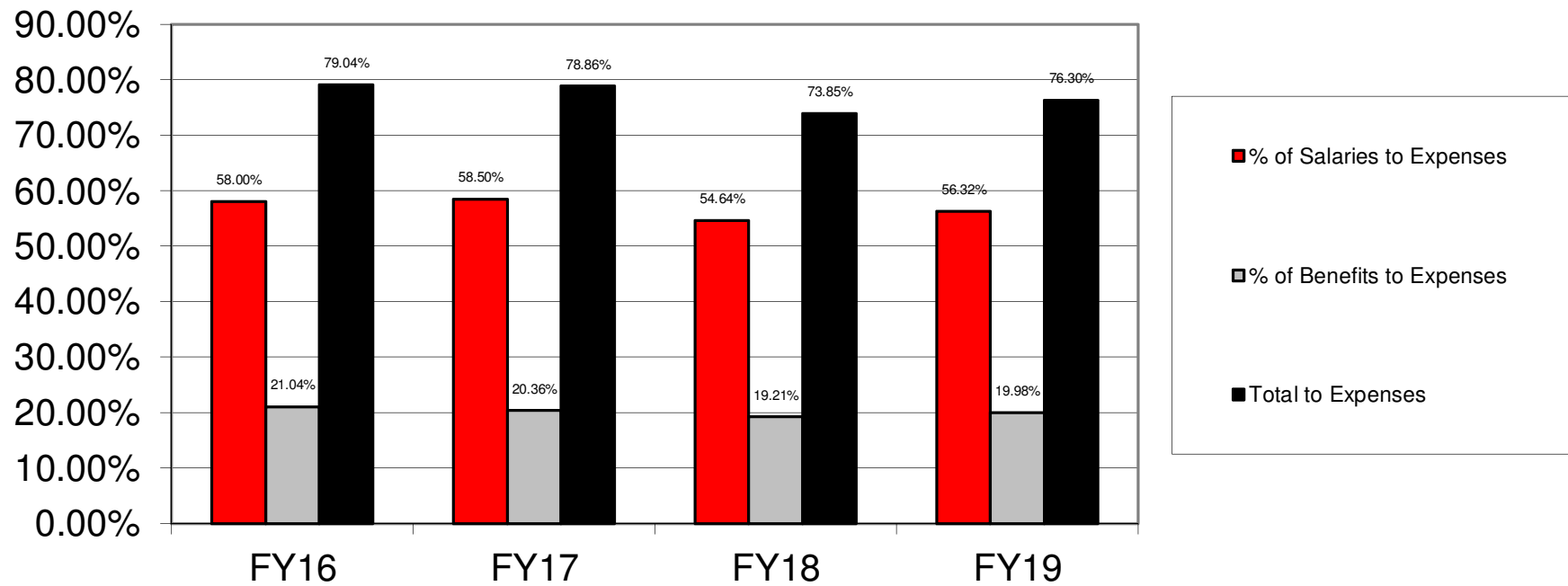
HISTORICAL EXPENDITURES



% OF SALARIES AND BENEFITS TO REVENUE



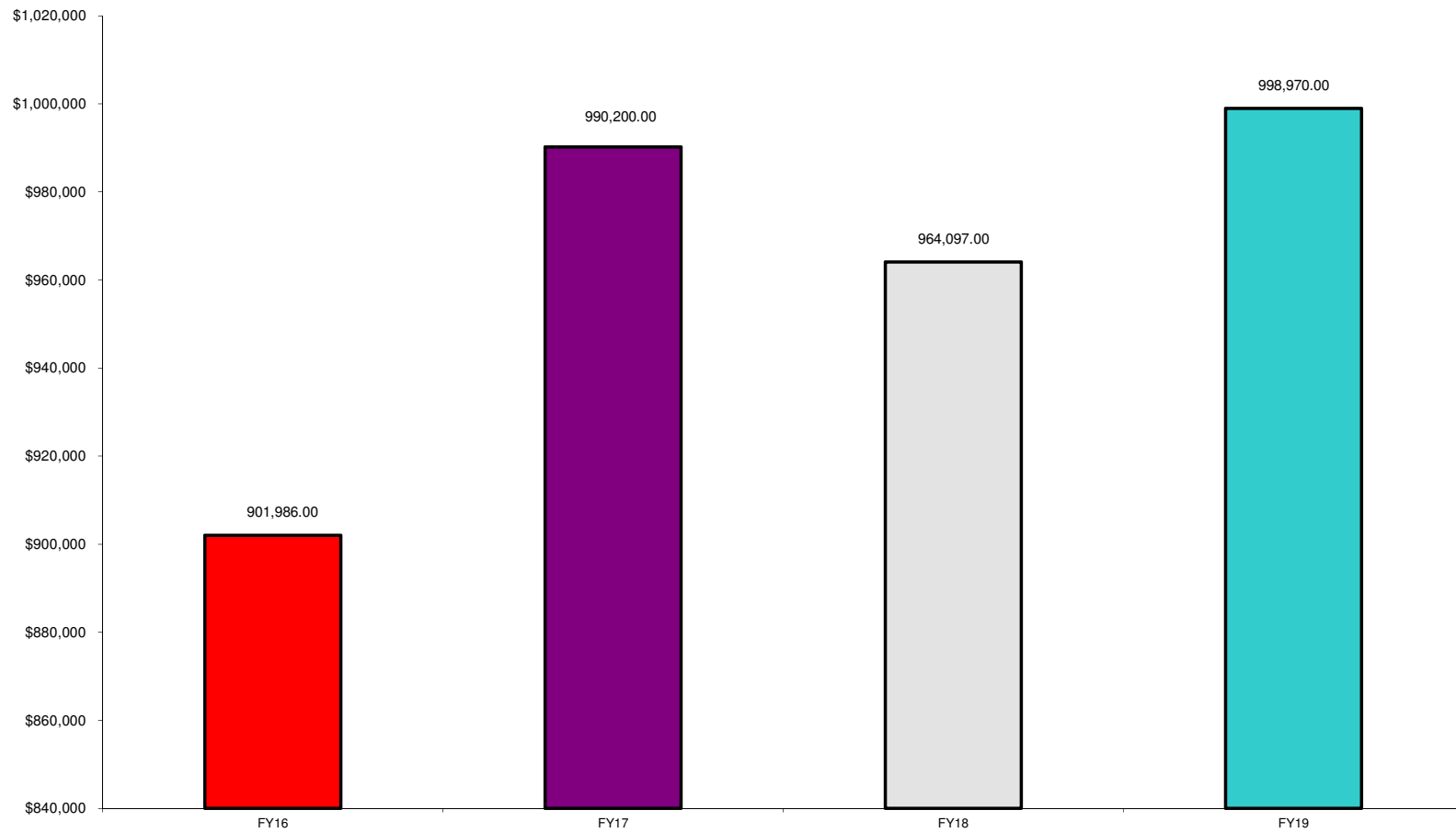
% OF SALARIES AND BENEFITS TO EXPENDITURES



Days of Operating Cash



SURPLUS/DEFICIT



**MONTHLY BUDGET VARIANCE
SOUTHEASTERN LOCAL SCHOOLS**

	FTD Budgeted	FTD Actual	Variance	Percentage Variance	MTD Budgeted	MTD Actual	Variance	Percentage Variance
REVENUE								
General Property (Real Estate)	\$1,095,442	\$1,166,715	\$71,273	6.51%	\$553,893		(\$553,893)	-100.00%
Tangible Personal Property	112,329	125,649	13,320	11.86%	112,329	0	(112,329)	-100.00%
Income Tax	349,310	373,579	24,269	6.95%	0	0	0	-
Unrestricted Grants-In-Aid	679,415	1,062,583	383,168	56.40%	356,615	358,639	2,024	0.57%
Restricted Grants-In-Aid	9,259	16,535	7,276	78.58%	4,860	5,506	646	13.29%
Restricted Grants-In-Aid - SFSF	0	0	0	-	0	0	0	-
Property Tax Allocation	0	7,755	7,755	-	0	309	309	-
All Other Operating Revenue	140,352	167,249	26,897	19.16%	47,401	51,407	4,006	8.45%
TOTAL REVENUE	\$2,386,107	\$2,920,065	\$533,958	22.38%	\$1,075,098	\$415,861	(\$659,237)	-61.32%
EXPENDITURES								
Salaries & Wages	\$934,169	\$1,309,863	(\$375,694)	40.22%	\$421,022	\$462,140	(\$41,118)	9.77%
Benefits	296,660	474,197	(177,537)	59.85%	149,708	173,393	(23,685)	15.82%
Services	194,202	255,214	(61,012)	31.42%	74,630	73,926	\$704	-0.94%
Supplies	141,491	88,515	52,976	-37.44%	134,486	22,424	112,062	-83.33%
Equipment	415,814	99,512	316,302	-76.07%	51,908	42,285	\$9,623	-18.54%
Debt	0	0	0	-	0	0	0	-
Other	38,092	55,632	(17,540)	46.05%	20,596	3,531	17,065	-82.86%
TOTAL EXPENSES	\$2,020,428	\$2,282,933	(\$262,505)	12.99%	\$852,350	\$777,699	\$74,651	-8.76%
SURPLUS/DEFICIT	\$365,679	\$637,132	\$271,453	74.23%	\$222,748	(\$361,838)	(\$584,586)	-262.44%
OTHER USES/SOURCES								
Transfers/Advances In	400,461	399,536	(925)	-0.23%	0	0	0	-
Transfers/Advances Out	0	0	0	-	0	0	0	-
All Other Financing Sources/(Uses)	17,380	22,968	5,588	32.15%	664	0	\$664	-100.00%
NET SOURCES/USES	417,841	422,504	4,663	1.12%	664	0	664	-100.00%
BEGINNING CASH	\$6,792,758	\$6,792,753	(\$5)	0.00%	\$7,452,866	\$8,191,259	\$738,393	9.91%
ENDING CASH	\$7,576,278	\$7,852,389	\$276,111	3.64%	\$7,676,278	\$7,829,421	\$153,143	2.00%
ENCUMBRANCES	\$629,139	\$1,363,823	\$734,684	116.78%	\$629,139	\$1,363,823	\$734,684	116.78%
BUDGET RESERVE	\$0	\$0			\$0	\$0		
UNENCUMBERED CASH	\$6,947,139	\$6,488,566	(\$458,573)	-6.60%	\$7,047,139	\$6,465,598	(\$581,541)	-8.25%

**HISTORICAL COMPARISON BY OBJECT
SOUTHEASTERN LOCAL SCHOOLS**

	FY 16 7/15-08/15	FY 17 7/16-08/16	% of Change	FY 18 7/17-08/17	% of Change	FY 19 7/18-08/18	% of Change
REVENUE							
General Property (Real Estate)	\$1,073,267	\$1,002,646	-6.58%	\$1,104,850	10.19%	\$1,166,715	5.60%
Tangible Personal Property	111,996	112,591	0.53%	119,742	6.35%	125,649	4.93%
Income Tax	301,091	321,427	6.75%	342,461	6.54%	373,579	9.09%
Unrestricted Grants-in-Aid	568,837	678,858	19.34%	687,605	1.29%	703,944	2.38%
Restricted Grants-in-Aid	10,598	10,867	2.54%	10,545	-2.96%	11,029	4.59%
Restricted Grants-in-Aid - SFSF	0	0	-	0	-	0	-
Property Tax Allocation	0	0	-	0	-	7,446	-
All Other Operating Revenue	84,824	118,901	40.17%	135,971	14.36%	115,842	-14.80%
TOTAL REVENUE	\$2,150,613	\$2,245,290	4.40%	\$2,401,174	6.94%	\$2,504,204	4.29%
EXPENDITURES							
Salaries & Wages	724,237	734,193	1.37%	785,182	6.94%	847,723	7.97%
Benefits	262,695	255,590	-2.70%	276,123	8.03%	300,804	8.94%
Services	157,043	178,515	13.67%	178,144	-0.21%	181,288	1.76%
Supplies	56,465	44,703	-20.83%	137,970	208.64%	66,091	-52.10%
Equipment	7,878	0	-100.00%	21,829	-	57,227	162.16%
Debt	0	0	-	0	-	0	-
Other	40,309	42,089	4.42%	37,829	-10.12%	52,101	37.73%
TOTAL EXPENDITURES	\$1,248,627	\$1,255,090	0.52%	\$1,437,077	14.50%	\$1,505,234	4.74%
SURPLUS/DEFICIT	901,986	990,200	9.78%	964,097	-2.64%	998,970	3.62%
OTHER SOURCES/USES							
Advances/Transfers In	279,051	291,995	4.64%	388,797	33.15%	399,536	2.76%
Advances/Transfers Out	0	0	-	0	-	0	-
All Other Financing Sources	0	142,806	-	24,756	-82.66%	0	-100.00%
Debt Service	0	0	-	0	-	0	-
NET SOURCES/USES	279,051	434,801	55.81%	413,553	-4.89%	399,536	-3.39%
BEGINNING CASH	\$5,988,692	\$6,590,282	10.05%	\$6,701,477	1.69%	\$6,792,753	1.36%
ENDING CASH	\$7,169,729	\$8,015,283	11.79%	\$8,079,127	0.80%	\$8,191,259	1.39%
ENCUMBRANCES	616,545	963,273	56.24%	\$411,645	-57.27%	\$614,659	49.32%
UNENCUMBERED CASH	\$6,553,184	\$7,052,010	7.61%	\$7,667,482	8.73%	\$7,576,600	-1.19%
% of Salaries to Revenue	33.68%	32.70%		32.70%		33.85%	
% of Benefits to Revenue	12.21%	11.38%		11.50%		12.01%	
Total to Revenue	45.89%	44.08%		44.20%		45.86%	
Days of Operating Cash	325.40	348.36		330.80		312.08	

Southeastern Local Schools
Clark County, Ohio

General Fund Financial History/Projection

9/30/2018

Percent of Fiscal Year Complete

25.00%

	2018-19 Projection	2018-19 FYTD Actual	FYTD %
REVENUE			
General Property (Real Estate)	\$2,579,219.00	\$1,166,715.00	45.24%
Tangible Personal Property	\$231,362.00	\$125,649.00	54.31%
Income Tax	\$1,062,799.00	\$373,579.00	35.15%
Unrestricted Grants-in-Aid	\$4,080,398.00	\$1,062,583.00	26.04%
Restricted Grants-in-Aid	\$55,608.00	\$16,535.00	29.73%
Restricted Grants-in-Aid - SFSF	\$0.00	\$0.00	#DIV/0!
Property Tax Allocation	\$380,334.00	\$7,755.00	2.04%
All Other Operating Revenue	\$867,645.00	\$167,249.00	19.28%
TOTAL	\$9,257,365.00	\$2,920,065.00	31.54%
EXPENDITURES			
Salaries & Wages	\$5,551,083.00	\$1,309,863.00	23.60%
Benefits	\$1,933,125.00	\$474,197.00	24.53%
Services	\$2,032,147.00	\$255,214.00	12.56%
Supplies	\$296,721.00	\$88,515.00	29.83%
Equipment	\$797,093.00	\$99,512.00	12.48%
Debt	\$0.00	\$0.00	#DIV/0!
Other	\$146,976.00	\$55,632.00	37.85%
TOTAL	\$10,757,145.00	\$2,282,933.00	21.22%
SURPLUS/(DEFICIT)	(\$1,499,780.00)	\$637,132.00	

Southeastern Local Schools
Explanation of Checks Over \$5,000

09/01/2018 - 09/30/2018

Check #	Vendor Name	Amount	Explanation
096711	Rebel Athletic Inc	\$5,405.40	Cheerleader Uniforms
096804	Levin Porter Associates	\$41,241.00	Architect Fees
992875	Payroll	\$242,509.33	Payroll for September 5, 2018
992897	Security National Bank	\$17,298.22	FY18 SERS surcharge
992899	Payroll	\$245,366.20	Payroll for September 20, 2018
992902	UHC	\$89,639.78	October Health Insurance Payment
992908	Foundation	\$119,391.43	County Board, STRS/SERS, Community Schools, Open Enrollment, etc
992911	Security National Bank	\$8,596.64	FY18 SERS True Up

-- Options Summary --

Output file: CHEKPY.TXT
Print options page? (Y,N) Y
Sort options: C
Sub-total by vendor (Y,N): N
Print missing check numbers. (Y,N): N
Print vendor from PO or check. (P,C): P
Date Selection From: 09/01/2018
To: 09/30/2018
Summary or Detail report? (S,D) S
Single or Double space summary report? (S,D) D
Include or Exclude the following vendors?(I,E) I

BAT_CHEKPY executed by SE_BKITCHEN on node MVECA0:: at 9-OCT-2018 12:56:19.87

Date: 10/09/2018
Time: 12:56 pm

SOUTHEASTERN LOCAL SCHOOL
SORT BY CHECK NUMBER
CHECK DATES BETWEEN 09/01/2018 AND 09/30/2018
ALL CHECKS SELECTED

Page: 1
(CHEKPY)

CHECK	TYPE	DATE	VENDOR	VENDOR	STATUS/DATE	BANK CODE	CHECK AMOUNT
096683	W	09/07/2018	AQUA-FALLS GLACIER MOUNTAIN	030172	RECONCILED:09/30/2018		52.35
096684	W	09/07/2018	Barnes & Noble College	034795	RECONCILED:09/30/2018		344.95
096685	W	09/07/2018	BRAD MCKEE	032373	RECONCILED:09/11/2018		220.61
096686	W	09/07/2018	CHUCK MCNIER	008122	RECONCILED:09/30/2018		24.00
096687	W	09/07/2018	Clark State Community College Attn:OFC of Early Col. Prog	033882	RECONCILED:09/30/2018		425.58
096688	W	09/07/2018	DALE COX	003138	RECONCILED:09/30/2018	1	40.00
096689	W	09/07/2018	Daniel Dogbey	035209	RECONCILED:09/30/2018	1	58.00
096690	W	09/07/2018	Darren Bradds	034643			24.00
096691	W	09/07/2018	De Lage Landen	034335	RECONCILED:09/30/2018		1,837.68
096692	W	09/07/2018	Dean Foods	010970	RECONCILED:09/30/2018	1	123.04
096693	W	09/07/2018	DISTRICT 6 FFA Craig Sammetinger	003764	RECONCILED:09/30/2018		60.00
096694	W	09/07/2018	DON CRAYCRAFT	031962	RECONCILED:09/30/2018	1	116.00
096695	W	09/07/2018	Electric Eel Mfg. Co.	033208	RECONCILED:09/30/2018		330.20
096696	W	09/07/2018	Geer Gas Corporation	010097	RECONCILED:09/30/2018		19.05
096697	W	09/07/2018	GORDON FOOD SERVICE	014629	RECONCILED:09/30/2018	1	3,470.06
096698	W	09/07/2018	H. W. MANN & SONS	007650	RECONCILED:09/30/2018		260.00
096699	W	09/07/2018	Harold Harris	033453	RECONCILED:09/30/2018	1	40.00
096700	W	09/07/2018	IRA TRAVIS	013046	RECONCILED:09/11/2018		35.00
096701	W	09/07/2018	John Christian	034001	RECONCILED:09/30/2018	1	40.00
096702	W	09/07/2018	Larry Berna	034150	RECONCILED:09/30/2018	1	116.00
096703	W	09/07/2018	MACRAY CO INC.	007480	RECONCILED:09/30/2018		12.00
096704	W	09/07/2018	MARK M. MILLER	020766	RECONCILED:09/30/2018	1	40.00
096705	W	09/07/2018	Megacity Fire Protection	034142	RECONCILED:09/30/2018		1,193.65
096706	W	09/07/2018	Miller Excavating Inc.	033227			600.00
096707	W	09/07/2018	MILLER'S TEXTILE SERVICES	012700	RECONCILED:09/30/2018		27.50

Date: 10/09/2018
Time: 12:56 pm

SOUTHEASTERN LOCAL SCHOOL
SORT BY CHECK NUMBER
CHECK DATES BETWEEN 09/01/2018 AND 09/30/2018
ALL CHECKS SELECTED

Page: 2
(CHEKPY)

CHECK	TYPE	DATE	VENDOR	VENDOR	STATUS/DATE	BANK CODE	CHECK AMOUNT
096708	W	09/07/2018	OHIO SCHOOL BOARD ASSOCIATION	010262	RECONCILED:09/30/2018		300.00
096709	W	09/07/2018	Project Lead The Way	033423	RECONCILED:09/30/2018		256.75
096710	W	09/07/2018	QUILL OFFICE SUPPLIES	010750	RECONCILED:09/30/2018		246.38
096711	W	09/07/2018	Rebel Athletic Inc.	035195	RECONCILED:09/30/2018		5,405.40
096712	W	09/07/2018	Resources for Educators	010180			498.00
096713	W	09/07/2018	SHOEMAKER'S HOME CENTER	011950	RECONCILED:09/30/2018		365.72
096714	W	09/07/2018	SPRADLIN BROS WELDING CO	030980	RECONCILED:09/30/2018	1	260.00
096715	W	09/07/2018	SPRINGFIELD ART COUNCIL	012557	RECONCILED:09/30/2018		585.00
096716	W	09/07/2018	STANTON SHEET MUSIC	012750	RECONCILED:09/30/2018		1,004.22
096717	W	09/07/2018	Studies Weekly	034124	RECONCILED:09/30/2018		2,200.25
096718	W	09/07/2018	TERESA CARTER	004422	RECONCILED:09/30/2018	1	30.00
096719	W	09/07/2018	TOM MCGAVICK	032063	RECONCILED:09/30/2018	1	58.00
096720	W	09/07/2018	Veritiv	032014			3,358.75
096721	W	09/07/2018	Voyager Sopris Learning	034764	RECONCILED:09/30/2018		819.00
096722	W	09/07/2018	W. R. HACKETT INC.,	005223	RECONCILED:09/30/2018	1	740.19
096723	W	09/07/2018	SADLIER-OXFORD WILLIAM H. SADLIER, INC	010444	RECONCILED:09/30/2018		822.42
096724	W	09/07/2018	WILSON PRINTING AND GRAPHICS	031158	RECONCILED:09/30/2018		471.33
096725	W	09/18/2018	Al Able Pest Doctors	034985	RECONCILED:09/30/2018	(Multi-bank check)	398.00
096726	W	09/18/2018	Benjamin Kitchen	880005			123.17
096727	W	09/18/2018	Carr Supply Springfield	034750	RECONCILED:09/30/2018	1	363.49
096728	W	09/18/2018	Crissman Refinishing The Tub Medic	880006	RECONCILED:09/30/2018		650.00
096729	W	09/18/2018	DAYTON RELIABLE AIR FILTER SERVICE, INC	010976	RECONCILED:09/30/2018		31.32
096730	W	09/18/2018	Dean Foods	010970	RECONCILED:09/30/2018	1	124.58
096731	W	09/18/2018	DICK BLICK CO.	001387			0.00

Date: 10/09/2018
Time: 12:56 pm

SOUTHEASTERN LOCAL SCHOOL
SORT BY CHECK NUMBER
CHECK DATES BETWEEN 09/01/2018 AND 09/30/2018
ALL CHECKS SELECTED

Page: 3
(CHEKPY)

CHECK	TYPE	DATE	VENDOR	VENDOR	STATUS/DATE	BANK CODE	CHECK AMOUNT
096732	W	09/18/2018	GOPHER ATHLETIC	005065	RECONCILED:09/30/2018		122.85
096733	W	09/18/2018	GORDON FOOD SERVICE	014629	RECONCILED:09/30/2018	1	1,146.85
096734	W	09/18/2018	Hershey Creamery Co	035076	RECONCILED:09/30/2018	1	155.52
096735	W	09/18/2018	Jane Fortny	034942		1	70.00
096736	W	09/18/2018	Jay Mitchell	034530			442.86
096737	W	09/18/2018	Jeffrey Hall	034729		1	60.00
096738	W	09/18/2018	Jim Journell	032392	RECONCILED:09/30/2018	1	70.00
096739	W	09/18/2018	Joseph Overholser	880011		1	60.00
096740	W	09/18/2018	KATHY MERCER	005620	RECONCILED:09/19/2018		58.94
096741	W	09/18/2018	KS StateBank Government Finance Department	035201			592.10
096742	W	09/18/2018	MACRAY CO INC.	007480	RECONCILED:09/30/2018		195.00
096743	W	09/18/2018	Mark Horton	033173	RECONCILED:09/30/2018	1	70.00
096744	W	09/18/2018	Mark Morano	034442	RECONCILED:09/30/2018	1	70.00
096745	W	09/18/2018	Mark Williams	880010	RECONCILED:09/30/2018	1	70.00
096746	W	09/18/2018	MILLER'S TEXTILE SERVICES	012700	RECONCILED:09/30/2018	1 (Multi-bank check)	89.77
096747	W	09/18/2018	Nickles Bakery of Ohio	035077	RECONCILED:09/30/2018	1	24.84
096748	W	09/18/2018	OELMA	031623			215.00
096749	W	09/18/2018	Ohio Valley Medical Center	034920	RECONCILED:09/30/2018		3,000.00
096750	W	09/18/2018	Global Gov't Eduction Solution Attn: Jack Gephart	004948	RECONCILED:09/19/2018		1,871.13
096751	W	09/18/2018	QUILL OFFICE SUPPLIES	010750			142.35
096752	W	09/18/2018	RICK DELANEY	003402	RECONCILED:09/30/2018	1	70.00
096753	W	09/18/2018	SCHOOL SPECIALTY & BECKLEY CARDY	011672	RECONCILED:09/30/2018		68.80
096754	W	09/18/2018	School Specialty Marketplace	034604	RECONCILED:09/30/2018		372.93
096755	W	09/18/2018	SHOEMAKER'S GROCERY	011900	RECONCILED:09/30/2018		51.61

Date: 10/09/2018
Time: 12:56 pm

SOUTHEASTERN LOCAL SCHOOL
SORT BY CHECK NUMBER
CHECK DATES BETWEEN 09/01/2018 AND 09/30/2018
ALL CHECKS SELECTED

Page: 4
(CHEKPY)

CHECK	TYPE	DATE	VENDOR	VENDOR	STATUS/DATE	BANK CODE	CHECK AMOUNT
096756	W	09/18/2018	Terry Miller	880009	RECONCILED:09/30/2018	1	70.00
096757	W	09/18/2018	Thomas Geyer	032741	RECONCILED:09/30/2018	1	70.00
096758	W	09/18/2018	THYSSENKRUPP ELEVATOR CORP	005544	RECONCILED:09/30/2018		450.00
096759	W	09/18/2018	Transportation Accessories	036467	RECONCILED:09/30/2018		9.95
096760	W	09/18/2018	TREASURER, STATE OF OHIO	013050			80.00
096761	W	09/18/2018	Troy High School	035135	RECONCILED:09/30/2018	1	125.00
096762	W	09/18/2018	TUFFY BROOKS SPTG GOODS	013170	RECONCILED:09/30/2018	1 (Multi-bank check)	733.50
096763	W	09/18/2018	W. R. HACKETT INC.,	005223	RECONCILED:09/30/2018	1	119.70
096764	W	09/18/2018	West Interactive Services Corporation	035070	RECONCILED:09/30/2018		883.00
096765	W	09/21/2018	AED Superstore	034522	RECONCILED:09/30/2018		3,010.40
096766	W	09/21/2018	Ares Sportswear	035208	RECONCILED:09/30/2018		798.70
096767	W	09/21/2018	AT&T	033049	RECONCILED:09/30/2018		291.81
096768	W	09/21/2018	MELISSA SANDERS	033277			22.00
096769	W	09/21/2018	Ohio Valley Medical Center	034920	RECONCILED:09/30/2018		2,525.00
096770	W	09/21/2018	W G C GOLF COURSE	014493			100.00
096771	W	09/21/2018	Walden Ponds Golf Club	034166	RECONCILED:09/30/2018		135.00
096773	W	09/28/2018	CENTERVILLE HIGH SCHOOL	002092		1	300.00
096774	W	09/28/2018	Andersons	033287			73.98
096775	W	09/28/2018	Bakers Locksmithing Services	035024			35.00
096776	W	09/28/2018	BETTY HOPPEs	015013	VOID: 09/30/2018		26,398.37
096777	W	09/28/2018	BOB POWERS	000057		1	40.00
096778	W	09/28/2018	Burleson Law Offices, LLC	033353			768.75
096779	W	09/28/2018	CARDINAL BUS SALES & SERVICE	011859			149.76
096780	W	09/28/2018	CASELL CONCEPTS	002725			300.00
096781	W	09/28/2018	CBTS	035203			3,033.33

Date: 10/09/2018
Time: 12:56 pm

SOUTHEASTERN LOCAL SCHOOL
SORT BY CHECK NUMBER
CHECK DATES BETWEEN 09/01/2018 AND 09/30/2018
ALL CHECKS SELECTED

Page: 5
(CHEKPY)

CHECK	TYPE	DATE	VENDOR	VENDOR	STATUS/DATE	BANK CODE	CHECK AMOUNT
096782	W	09/28/2018	Charles Billet Jr	880017		1	75.00
096783	W	09/28/2018	Charles Smiddy	032681		1	30.00
096784	W	09/28/2018	Cleveland Tank Supply	034878			1,448.00
096785	W	09/28/2018	COMMERCIAL EQUIPMENT	031024			396.79
096786	W	09/28/2018	COMMUNITY HOSPITAL CENTER FOR OCCUPATIONAL HEALTH	002395			115.00
096787	W	09/28/2018	Dale Miller	032921		1	116.00
096788	W	09/28/2018	DARRICK RIGGS	032170			202.20
096789	W	09/28/2018	DAYTON POWER AND LIGHT COMPANY	032183			3,596.03
096790	W	09/28/2018	Dean Foods	010970		1	236.77
096791	W	09/28/2018	DECKER INC	031526			90.25
096792	W	09/28/2018	DETLEF FRANK	032222		1	116.00
096793	W	09/28/2018	DICK BLICK CO.	001387			1.51
096794	W	09/28/2018	GORDON FOOD SERVICE	014629		1	1,486.31
096795	W	09/28/2018	Harold Harris	033453		1	40.00
096796	W	09/28/2018	Hi-Pod	035205		1	2,149.00
096797	W	09/28/2018	HOUGHTON MIFFLIN	005900			711.70
096798	W	09/28/2018	James Boehmer	880018		1	70.00
096799	W	09/28/2018	Jane Fortny	034942		1	70.00
096800	W	09/28/2018	John Christian	034001		1	30.00
096801	W	09/28/2018	KEITH SMITH	012180		1	70.00
096802	W	09/28/2018	Kelly Gootee	034238			179.99
096803	W	09/28/2018	Kristen O'Hara	880015			200.00
096804	W	09/28/2018	Levin Porter Associates, Inc	035178			41,241.00
096805	W	09/28/2018	Mark Williams	880010		1	70.00
096806	W	09/28/2018	McGraw-Hill	032501			4,631.20

Date: 10/09/2018
Time: 12:56 pm

SOUTHEASTERN LOCAL SCHOOL
SORT BY CHECK NUMBER
CHECK DATES BETWEEN 09/01/2018 AND 09/30/2018
ALL CHECKS SELECTED

Page: 6
(CHEKPY)

CHECK	TYPE	DATE	VENDOR	VENDOR	STATUS/DATE	BANK CODE	CHECK AMOUNT
096807	W	09/28/2018	MER Engineers, Inc Structural Consultants	033185			2,170.00
096808	W	09/28/2018	MIKE MCNEIL	004007		1	100.00
096809	W	09/28/2018	MILLER'S TEXTILE SERVICES	012700		1 (Multi-bank check)	117.27
096810	W	09/28/2018	Pearson Education Inc	034765			90.80
096811	W	09/28/2018	Nickles Bakery of Ohio	035077		1	39.28
096812	W	09/28/2018	Nicole Ankeney	033795			44.75
096813	W	09/28/2018	Ohio Mobile Shredding	032609			89.15
096814	W	09/28/2018	Pioneer Athletics	034630		1	1,519.00
096815	W	09/28/2018	Power of the Pen	032965		1	400.00
096816	W	09/28/2018	Project Lead The Way	033423			763.75
096817	W	09/28/2018	RICK DELANEY	003402		1	70.00
096818	W	09/28/2018	Sarah Cline	034697			245.00
096819	W	09/28/2018	SCHOOLPRIDE	032340		1	30.00
096820	W	09/28/2018	Dwayne Shope	034787			3,400.00
096821	W	09/28/2018	TALIAFERRO ENTERPRISES, INC	033340			495.00
096822	W	09/28/2018	Timothy Combs Best DJs	035088		1	400.00
096823	W	09/28/2018	TotalFunds By Hasler	033712			233.26
096824	W	09/28/2018	Transportation Accessories	036467			88.90
096825	W	09/28/2018	TUFFY BROOKS SPTG GOODS	013170			71.00
096826	W	09/28/2018	W. R. HACKETT INC.,	005223		1	631.67
096827	W	09/28/2018	William Nichols	034689		1	30.00
096828	W	09/28/2018	Windy Knoll Golf Club	880014			70.00
096829	W	09/29/2018	Pipestone Golf Course	880019			25.00
990202	M	09/20/2018	PAYROLL	900005		(Multi-bank check)	3,297.82
990204	M	09/20/2018	RETIREMENT STRS	900001			2,173.46

Date: 10/09/2018
 Time: 12:56 pm

SOUTHEASTERN LOCAL SCHOOL
 SORT BY CHECK NUMBER
 CHECK DATES BETWEEN 09/01/2018 AND 09/30/2018
 ALL CHECKS SELECTED

Page: 7
 (CHEKPY)

CHECK	TYPE	DATE	VENDOR	VENDOR	STATUS/DATE	BANK CODE	CHECK AMOUNT
990205	M	09/20/2018	RETIREMENT SERS	900002			476.00
992875	C	09/05/2018	PAYROLL	900005	RECONCILED:09/30/2018	(Multi-bank check)	242,509.33
992893	M	09/05/2018	RETIREMENT SERS	900002			420.50
992894	M	09/05/2018	RETIREMENT STRS	900001			2,173.46
992895	M	09/05/2018	PAYROLL	900005		(Multi-bank check)	3,315.15
992896	M	09/04/2018	SECURITY NATIONAL BANK	900042			14.11
992897	M	09/05/2018	SECURITY NATIONAL BANK	900042		(Multi-bank check)	17,298.22
992898	M	09/04/2018	SECURITY NATIONAL BANK	900042			512.14
992899	C	09/20/2018	PAYROLL	900005	RECONCILED:09/30/2018	(Multi-bank check)	245,366.20
992900	M	09/12/2018	CORRECTING ENTRY	900038			0.00
992901	M	09/12/2018	CORRECTING ENTRY	900038			0.00
992902	M	09/26/2018	EPC-Self-Funded Medical Plan	900052		(Multi-bank check)	89,639.78
992903	M	09/26/2018	EPC Dental/Vision Benefit Plan Dental Plan	900053		(Multi-bank check)	4,909.92
992904	M	09/26/2018	EPC-Dental/Vision Benefit Plan Vision Plan	900054		(Multi-bank check)	1,274.90
992905	M	09/26/2018	Sun Life Assurance Company of Canada	900055		(Multi-bank check)	409.36
992906	M	09/20/2018	CORRECTING ENTRY	900038			0.00
992907	M	09/20/2018	CORRECTING ENTRY	900038			0.00
992908	M	09/28/2018	FOUNDATION	900014		(Multi-bank check)	119,391.43
992909	M	09/20/2018	CORRECTING ENTRY	900038			0.00
992910	M	09/28/2018	SECURITY NATIONAL BANK	900042			100.00
992911	M	09/11/2018	SECURITY NATIONAL BANK	900042		1 (Multi-bank check)	8,596.64
992912	M	09/30/2018	CORRECTING ENTRY	900038			0.00
992913	M	09/30/2018	CORRECTING ENTRY	900038			0.00
V VOIDED CHECKS			1	CHECK TOTALS	26,398.37		
R RECONCILED CHECKS			75	CHECK TOTALS	528,623.55		

Date: 10/09/2018
Time: 12:56 pm

SOUTHEASTERN LOCAL SCHOOL
SORT BY CHECK NUMBER
CHECK DATES BETWEEN 09/01/2018 AND 09/30/2018
ALL CHECKS SELECTED

Page: 8
(CHEKPY)

CHECK	TYPE	DATE	VENDOR	VENDOR	STATUS/DATE	BANK CODE	CHECK AMOUNT
W	WARRANT CHECKS		146		CHECK TOTALS		146,732.02
M	MEMO CHECKS		23		CHECK TOTALS		254,002.89
B	REFUND CHECKS		0		CHECK TOTALS		0.00
I	INVESTMENT CHECKS		0		CHECK TOTALS		0.00
T	TRANSFER CHECKS		0		CHECK TOTALS		0.00
D	DISTRIBUTION CHECKS		0		CHECK TOTALS		0.00
C	PAYROLL CHECKS		2		CHECK TOTALS		487,875.53
	MISSING CHECKS		0				
**	TOTAL CHECKS (LESS VOIDED)		170	**	TOTAL NET		862,212.07
***	TOTAL CHECKS WRITTEN		171	***	GRAND TOTALS		888,610.44

-- Options Summary --

Output file: SM2M.TXT
Print options page? (Y,N) Y
Fiscal Year: 2019
Beginning Month: 9
Ending Month: 9

BAT_SM2M executed by SE_BKITCHEN on node MVECA0:: at 9-OCT-2018 12:54:42.75

DATE: 10/09/2018
 TIME: 12:54:42

FORM SM-2
 OHIO DEPARTMENT OF EDUCATION - OFFICE OF SCHOOL MANAGEMENT ASSISTANCE
 ANNUAL SPENDING PLAN (CURRENT OPERATION - GENERAL FUND ONLY - O.R.C. 5705.391)

PAGE: 1

SCHOOL DISTRICT: SOUTHEASTERN LOCAL SCHOOL IRN # 046276 COUNTY: CLARK FISCAL YEAR: 2019 MONTH: 09

	MONTHLY ESTIMATE	MONTHLY ACTUAL	MONTHLY DIFFERENCE	FISCAL YTD ESTIMATE	FISCAL YTD ACTUAL	FISCAL YTD DIFFERENCE
REVENUES						
01.010 General Property (Real Estate)	0	0	0	0	1,166,715	1,166,715
01.020 Tangible Personal Property Tax	0	0	0	0	125,649	125,649
01.030 Income Tax	0	0	0	0	373,579	373,579
01.035 Unrestricted Grants-in-Aid	0	358,639	358,639	0	1,062,583	1,062,583
01.040 Restricted Grants-in-Aid	0	5,506	5,506	0	16,535	16,535
01.045 Restricted Grants-in-Aid - SFSF	0	0	0	0	0	0
01.050 Property Tax Allocation	0	309	309	0	7,755	7,755
01.060 All Other Operating Revenue	0	51,407	51,407	0	167,249	167,249
01.070 Total Revenue	0	415,861	415,861	0	2,920,065	2,920,065
OTHER FINANCING SOURCES						
02.010 Proceeds from Sale of Notes	0	0	0	0	0	0
02.020 State Emergency Loans & Advancements (Approved)	0	0	0	0	0	0
02.040 Operating Transfers-In	0	0	0	0	0	0
02.050 Advances-In	0	0	0	0	399,536	399,536
02.060 All Other Financing Sources	0	22,968	22,968	0	22,968	22,968
02.070 Total Other Financing Sources	0	22,968	22,968	0	422,504	422,504
02.080 Total Revenues and Other Financing Sources	0	438,829	438,829	0	3,342,569	3,342,569
EXPENDITURES						
03.010 Personal Services	0	462,140	462,140	0	1,309,863	1,309,863
03.020 Employees' Retirement/Insurance Benefits	0	173,393	173,393	0	474,197	474,197
03.030 Purchased Services	0	73,926	73,926	0	255,214	255,214
03.040 Supplies and Materials	0	22,424	22,424	0	88,515	88,515
03.050 Capital Outlay	0	42,285	42,285	0	99,512	99,512
03.060 Intergovernmental	0	0	0	0	0	0
04.010 Debt Service: All Principal (Historical)	0	0	0	0	0	0
04.020 Debt Service: Principal - Notes	0	0	0	0	0	0
04.030 Debt Service: Principal - State Loans	0	0	0	0	0	0
04.040 Debt Service: Principal - State Advancements	0	0	0	0	0	0
04.050 Debt Service: Principal - HB 264 Loans	0	0	0	0	0	0
04.055 Debt Service: Principal - Other	0	0	0	0	0	0
04.060 Debt Service: Interest and Fiscal Charges	0	0	0	0	0	0
04.300 Other Objects	0	3,531	3,531	0	55,632	55,632
04.500 Total Expenditures	0	777,699	777,699	0	2,282,933	2,282,933
OTHER FINANCING USES						
05.010 Operating Transfers - Out	0	0	0	0	0	0
05.020 Advances - Out	0	0	0	0	0	0
05.030 All Other Financing Uses	0	0	0	0	0	0
05.040 Total Other Financing Uses	0	0	0	0	0	0
05.050 Total Expenditure and Other Financing Uses	0	777,699	777,699	0	2,282,933	2,282,933
06.010 Excess Rev & Oth Financing Sources over(under) Exp &	0	338,870-	338,870-	0	1,059,636	1,059,636
07.010 Beginning Cash Balance	0	8,191,259	8,191,259	0	6,792,753	6,792,753
07.020 Ending Cash Balance	0	7,852,389	7,852,389	0	7,852,389	7,852,389
08.010 Outstanding Encumbrances	0	1,363,823	1,363,823	0	1,363,823	1,363,823

-- Options Summary --

Summary or Detail Report? (S,D) D
Output file: FINSUMM.TXT
Type: CSV
Print options page? (Y,N) Y
Generate FINDET report for comparison? (Y,N) Y
Sort options: FS
Include future encumbrance amounts? (Y,N) N
Include accounts with zero amounts? (Y,N) N
Include accounts which are no longer active? (Y,N,I) Y

BAT_FINSUM executed by SE_BKITCHEN on node MVECA0:: at 10-OCT-2018 13:55:43.94

Date: 10/10/2018
 Time: 1:55 pm

SOUTHEASTERN LOCAL SCHOOL
 Financial Report by Fund/SCC

Fund #	Fund Description	FYTD Receipts	MTD Expenditures	FYTD Expenditures	Current Fund Balance	Current Encumbrances	Unencumbered Fund Balance	Bank Code
001 0000	CASH CONTROL - GENERAL FUND							
	6,690,892.41	0.00	3,342,567.30	114,741.08	2,397,673.83	7,635,785.88	1,265,896.26	6,369,889.62
001 9010	PEPSI COLA FUND							
	0.00	0.00	0.00	0.00	0.00	0.00	311.76	311.76-
001 9018	Chromebook							
	976.64-	0.00	0.00	0.00	0.00	976.64-	0.00	976.64-
001 9412	GENERAL SET ASIDE (5%)							
	102,837.52	0.00	0.00	0.00	0.00	102,837.52	0.00	102,837.52
003 0000	GENERAL INTEREST							
	1,248,379.88	0.00	39,269.68	0.00	0.00	1,287,649.56	0.00	1,287,649.56
003 9001	PERMANENT IMPROVEMENT VOTED							
	1,165,682.77-	0.00	111,354.52	0.00	98,689.82	1,153,018.07-	123,374.52	1,276,392.59-
003 9003	AUDITORIUM RENOVATION							
	848.38	0.00	0.00	0.00	0.00	848.38	0.00	848.38
006 0000	LUNCHROOM CASH CONTROL							
	0.00	0.00	14,221.11	2,641.51	421,809.14	407,588.03-	142,276.06	549,864.09- 1
018 9081	PRINCIPAL'S SUPPORT - MIAMI VIEW							
	1,582.92	0.00	0.00	0.00	138.00	1,444.92	0.00	1,444.92 1
018 9082	PRINCIPAL'S SUPPORT - HIGH SCHOOL							
	0.00	0.00	778.00	0.00	14,401.71	13,623.71-	1,250.00	14,873.71- 1
018 9281	MIDDLE SCHOOL PRINCIPAL'S SUPPORT							
	3,317.47	0.00	0.00	545.93	1,333.78	1,983.69	1,965.29	18.40
019 9091	MIAMI VIEW WORKROOM/LOUNGE							
	491.25	0.00	0.00	0.00	0.00	491.25	0.00	491.25 1
019 9092	TEACHER'S LOUNGE - HIGH SCHOOL							
	401.99	0.00	83.73	0.00	58.94	426.78	102.99	323.79
022 9012	Wellness Incentive							
	8,970.85	0.00	0.00	0.00	0.00	8,970.85	0.00	8,970.85
022 9013	Julia Salyers Memorial Fund							
	377.00	0.00	25.00	0.00	0.00	402.00	0.00	402.00
022 9014	Jerry South Memorial Fund							
	397.84	0.00	0.00	0.00	0.00	397.84	0.00	397.84

Date: 10/10/2018
 Time: 1:55 pm

SOUTHEASTERN LOCAL SCHOOL
 Financial Report by Fund/SCC

Fund #	Fund Description	FYTD Receipts	MTD Expenditures	FYTD Expenditures	Current Fund Balance	Current Encumbrances	Unencumbered Fund Balance	Bank Code
022 9081	PRINCIPAL'S FUND/STAFF RECOGNITION	3,844.70-	0.00	0.00	3,844.70-	783.75	4,628.45-	
022 9082	PRINCIPAL'S FUND/STAFF RECOGNITION	573.35	0.00	51.87	321.50	248.15	73.35	
022 9208	2008 Section 125	26.17	0.00	0.00	26.17	0.00	26.17	
022 9281	PRINCIPAL'S FUND/STAFF RECOGNITION	0.00	0.00	7,221.16	7,221.16-	1,634.48	8,855.64-	
027 0000	BWC Distribution Account	67,608.76	19,813.45	0.00	87,422.21	12,648.00	74,774.21	
200 9000	Washington DC Trip	3,346.34	0.00	0.00	3,346.34	0.00	3,346.34	
200 9013	Class of 2013	816.46	0.00	0.00	816.46	0.00	816.46	
200 9014	Class of 2014	250.00	0.00	0.00	250.00	0.00	250.00	
200 9015	Class of 2015	187.01	0.00	0.00	187.01	0.00	187.01	
200 9016	Class of 2016	381.97	0.00	0.00	381.97	0.00	381.97	
200 9017	Class of 2017	181.27-	0.00	0.00	181.27-	75.00	256.27-	
200 9018	Class of 2018	1,679.47-	0.00	0.00	1,679.47-	0.00	1,679.47-	
200 9019	Class of 2019	150.85-	0.00	6.98	231.81-	84.00	315.81-	
200 9020	Class of 2020	571.87	0.00	0.00	571.87	0.00	571.87	
200 9021	Class of 2021	115.00	0.00	0.00	115.00	0.00	115.00	
200 9201	FUTURE FARMERS OF AMERICA	3,593.01	1,010.00	2,557.50	2,045.51	5,997.00	3,951.49-	

Date: 10/10/2018
 Time: 1:55 pm

SOUTHEASTERN LOCAL SCHOOL
 Financial Report by Fund/SCC

Fund #	Fund Description	FYTD Receipts	MTD Expenditures	FYTD Expenditures	Current Fund Balance	Current Encumbrances	Unencumbered Fund Balance	Bank Code
200 9202	FAMILIES CAREERS & COMMUNITY LEADERS OF AMERI	2,598.22	308.96	708.96	3,209.26	713.19	2,496.07	1
200 9203	FUTURE EDUCATORS OF AMERICA	119.74	0.00	0.00	119.74	0.00	119.74	
200 9205	NATIONAL HONOR SOCIETY	355.44	0.00	0.00	355.44	385.00	29.56-	1
200 9206	STUDENT COUNCIL - HI SCHOOL	3,642.03-	0.00	0.00	0.00	0.00	0.00	
200 9207	ACHIEVEMENT THRU TEAMWORK	668.01	0.00	0.00	668.01	0.00	668.01	
200 9208	Spanish Club	329.02	0.00	0.00	329.02	0.00	329.02	
200 9209	E3 (Encourage, Empower, Educate) Committee	2,511.20	0.00	0.00	2,511.20	44.00	2,467.20	
200 9210	SPIRIT CLUB	4,166.82	0.00	3,942.03	289.79	50.00	239.79	
200 9215	LAND LAB	264.28	0.00	0.00	264.28	0.00	264.28	
200 9216	MIAMI VIEW MIDDLE SCHOOL STUDENT COUNCIL	4,170.61	0.00	0.00	4,170.61	0.00	4,170.61	1
200 9217	Jr. High Student Council	5,143.24	0.00	0.00	5,143.24	832.94	4,310.30	
200 9222	S.A.D.D. CASH	206.74	0.00	0.00	206.74	0.00	206.74	
200 9225	H2O HELP TO OTHERS	1,096.82	0.00	0.00	1,096.82	0.00	1,096.82	
200 9226	Art Club	1,868.58	0.00	0.00	1,868.58	250.00	1,618.58	
300 9302	BAND	9,707.48	0.00	0.00	9,707.48	0.00	9,707.48	
300 9303	CHEERLEADERS - HI SCHOOL	419.53-	0.00	6,427.40	3,370.93-	3,771.60	7,142.53-	

Date: 10/10/2018
 Time: 1:55 pm

SOUTHEASTERN LOCAL SCHOOL
 Financial Report by Fund/SCC

Fund #	Fund Description	FYTD Receipts	MTD Expenditures	FYTD Expenditures	Current Fund Balance	Current Encumbrances	Unencumbered Fund Balance	Bank Code
300 9304	CHOIR - HI SCHOOL 755.43	0.00	0.00	0.00	755.43	0.00	755.43	
300 9305	DRAMA - HI SCHOOL 10,292.93	0.00	0.00	395.00	9,897.93	2,849.85	7,048.08	
300 9306	Bowling Club 5,265.15-	0.00	0.00	0.00	5,265.15-	637.00	5,902.15-	
300 9308	TROJAN TIMES 1.66	0.00	0.00	0.00	1.66	0.00	1.66	
300 9309	YEARBOOK 4,970.05-	0.00	100.00	0.00	4,870.05-	0.00	4,870.05-	
300 9312	Wrestling Club 8,406.34-	0.00	0.00	692.86	9,099.20-	2,585.30	11,684.50-	
300 9313	CHEERLEADERS - MIAMI VIEW 1,580.78	0.00	1,714.04	6,570.15	3,275.33-	154.00	3,429.33-	
300 9320	ATHLETICS - HI SCHOOL 873.97	0.00	18,617.55	11,244.50	8,247.02	21,594.41	13,347.39-	1
300 9330	ATHLETICS MIAMI VIEW 1,041.48	0.00	1,950.00	2,130.79	860.69	3,759.61	2,898.92-	1
450 9407	SCHOOLNET 0.01	0.00	0.00	0.00	0.01	0.00	0.01	
459 9903	OHIO READS GRANT 300.00	0.00	0.00	0.00	300.00	0.00	300.00	
459 9905	OHIO READS 2,000.00	0.00	0.00	0.00	2,000.00	0.00	2,000.00	
461 9019	5th Qrt Grant 0.00	0.00	0.00	401.74	401.74-	0.00	401.74-	
499 9014	Early Literacy Grant 7,805.06	0.00	0.00	0.00	7,805.06	0.00	7,805.06	
499 9107	Project Lead the Way 0.45	0.00	0.00	0.00	0.45	0.00	0.45	
499 9118	Strategies "Secondary Transition" 459.00	0.00	0.00	459.00	0.00	0.00	0.00	

Date: 10/10/2018
 Time: 1:55 pm

SOUTHEASTERN LOCAL SCHOOL
 Financial Report by Fund/SCC

Fund #	Fund Description	FYTD Receipts	MTD Expenditures	FYTD Expenditures	Current Fund Balance	Current Encumbrances	Unencumbered Fund Balance	Bank Code
Begin	MTD Receipts							
499 9900	BUILDING INCENTIVE							
	128.59	0.00	0.00	0.00	128.59	0.00	128.59	
516 9602	TITLE IV-B 2002							
	0.56	0.00	0.00	0.00	0.56	0.00	0.56	
516 9618	IDEA PART B							
	0.00	0.00	13,005.98	0.00	13,005.98	0.00	0.00	
516 9619	IDEA							
	0.00	0.00	0.00	0.00	11,486.08	11,486.08-	0.00	11,486.08-
572 9218	TITLE I							
	3,034.60	0.00	0.00	0.00	24,718.57	21,683.97-	0.00	21,683.97-
572 9219	Title I							
	0.00	0.00	0.00	0.00	9,118.84	9,118.84-	0.00	9,118.84-
573 9302	TITLE VI-INNOVATIVE							
	1.00	0.00	0.00	0.00	1.00	0.00	1.00	
590 9019	Improving Teacher Quality							
	0.00	0.00	0.00	0.00	3,757.26	3,757.26-	0.00	3,757.26-
599 9018	Title IV-A Student Support & Academic Enrichm							
	19.08	0.00	0.00	0.00	19.08	0.00	19.08	
GRAND TOTALS:								
	7,002,249.45	0.00	3,573,013.39	121,461.77	3,039,275.85	7,535,986.99	1,594,274.16	5,941,712.83