

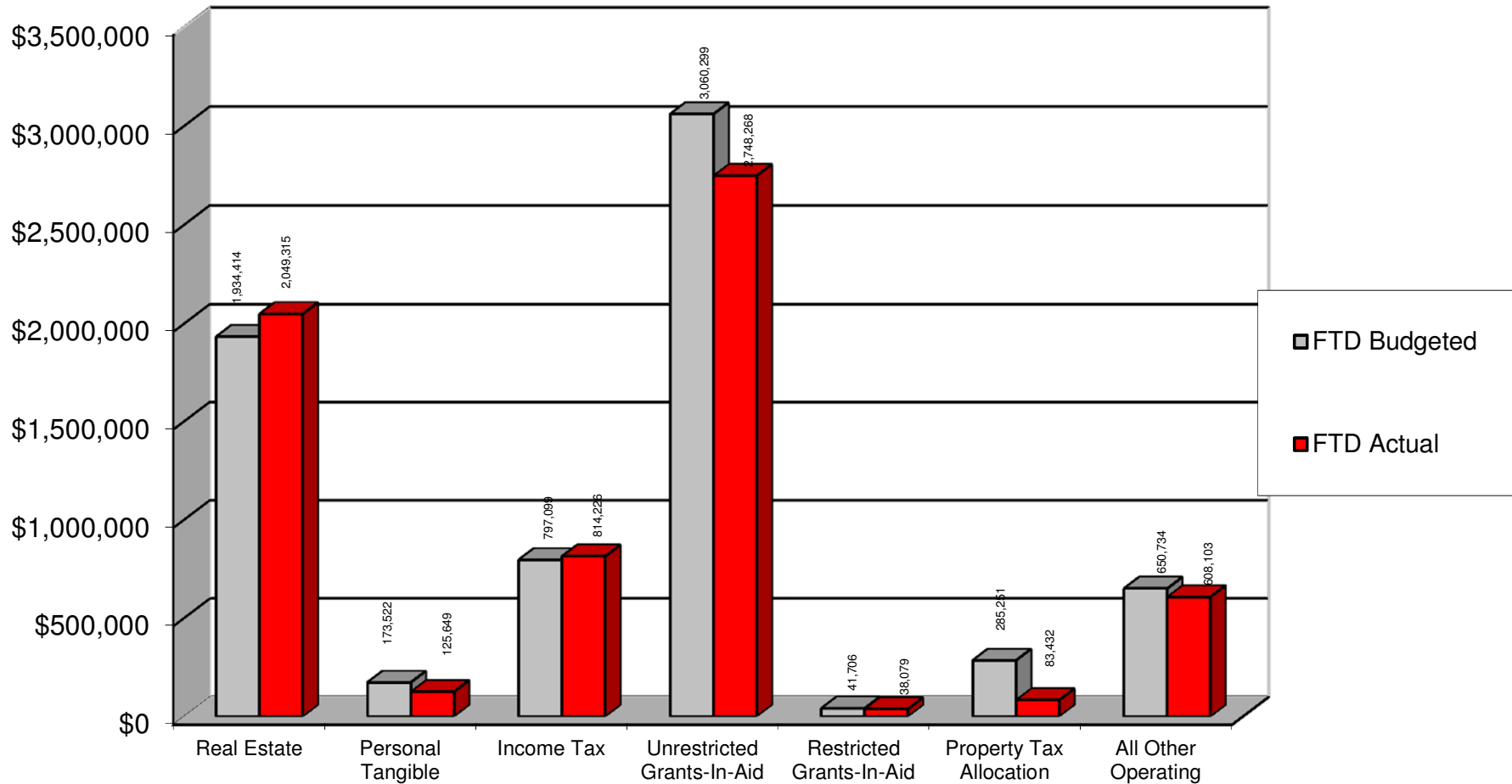
**SOUTHEASTERN LOCAL SCHOOL DISTRICT**

**FINANCIAL REPORT**

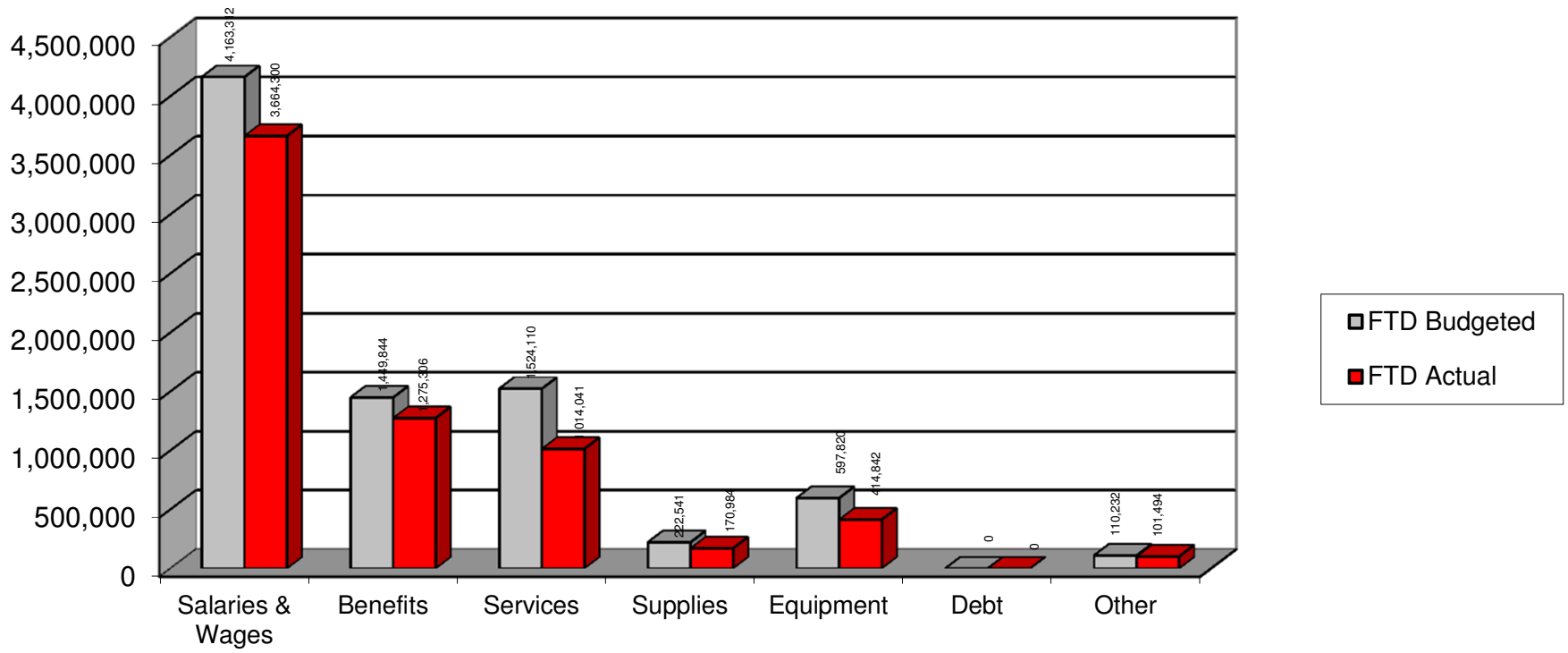
**03/31/2019**



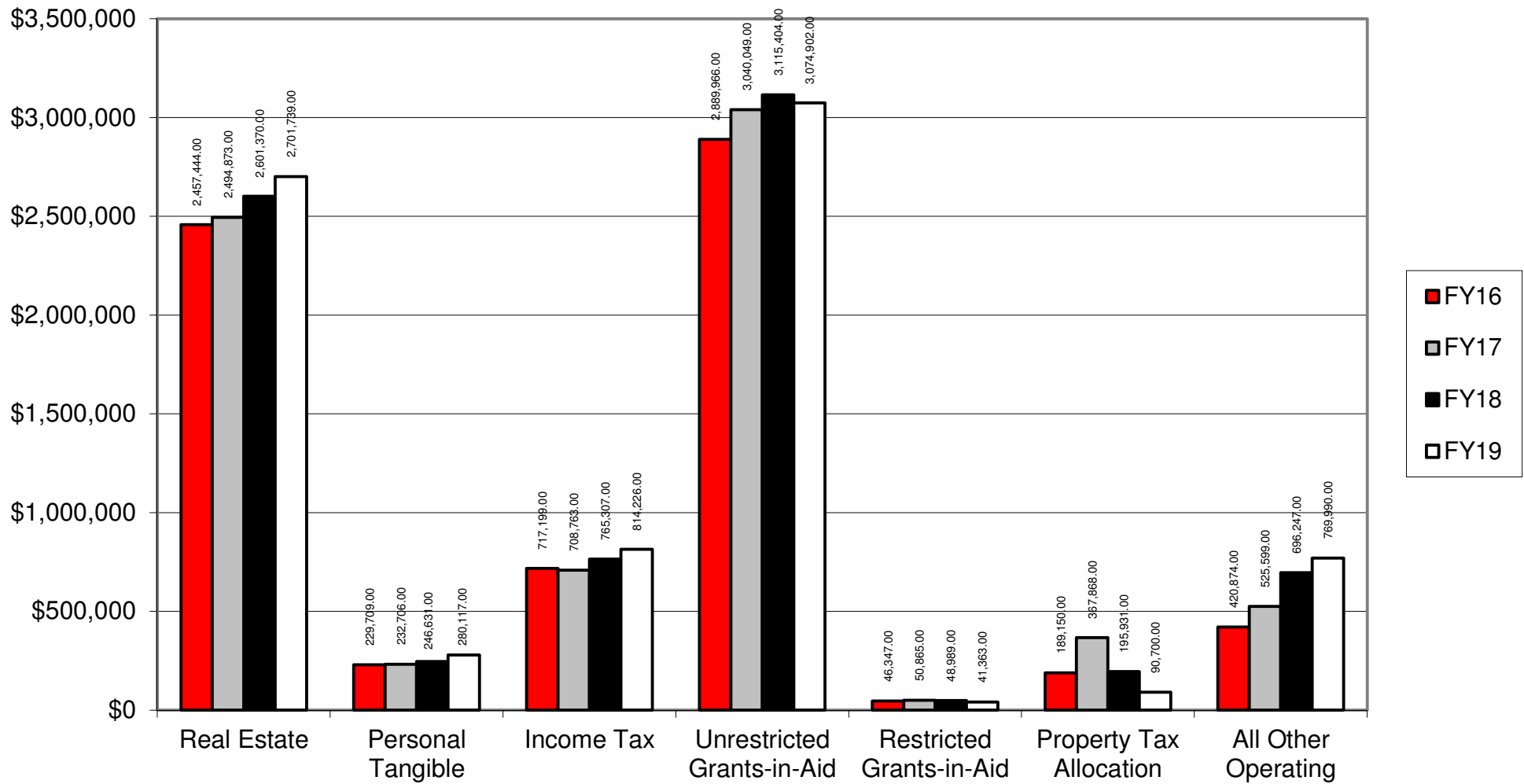
## FTD BUDGETED vs. FTD ACTUAL



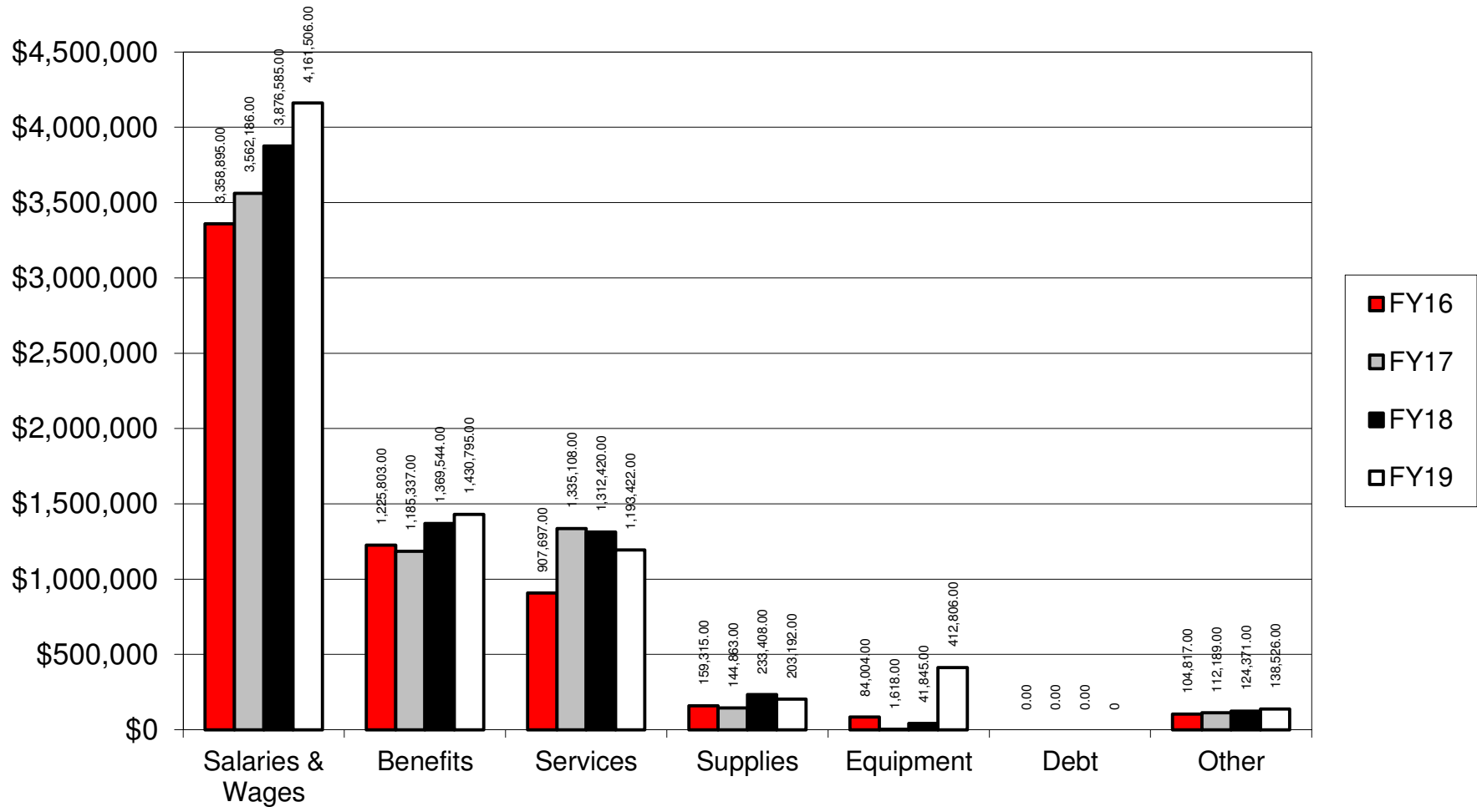
## FTD BUDGETED vs. FTD ACTUAL



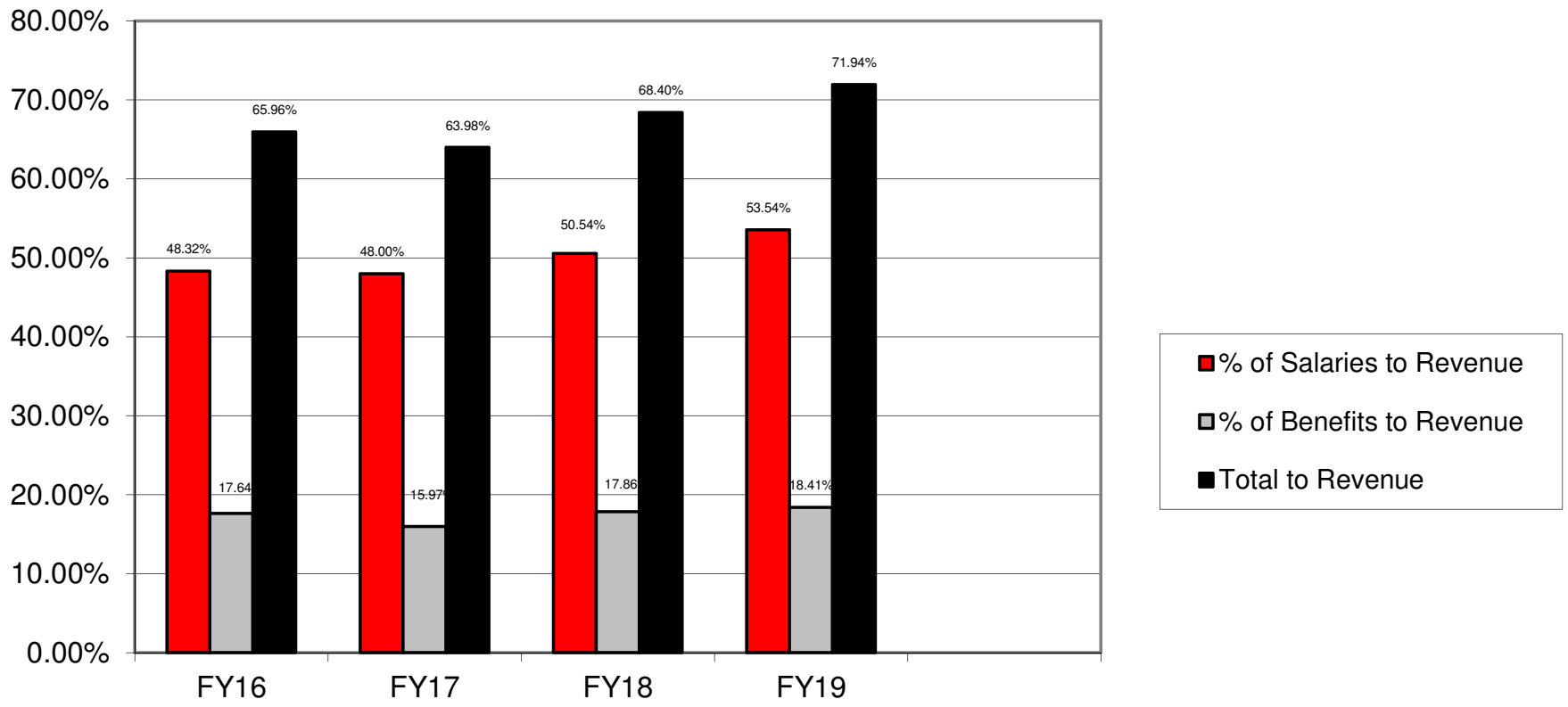
# HISTORICAL REVENUE



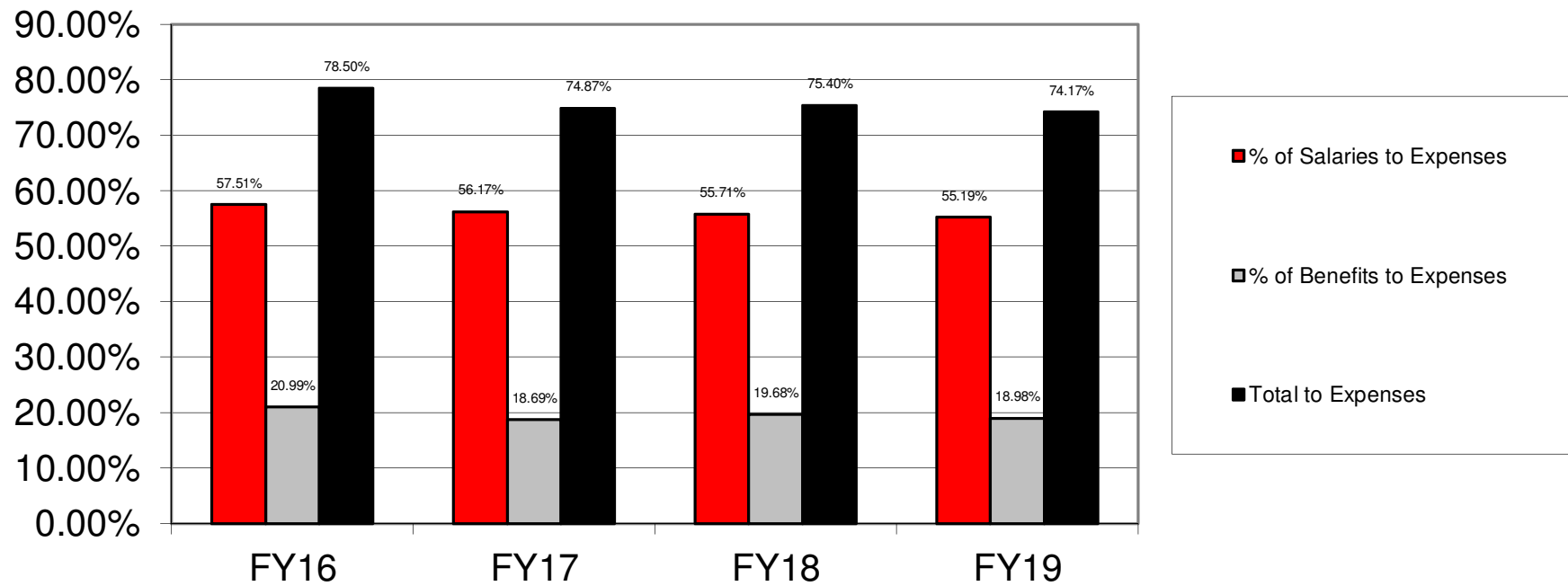
# HISTORICAL EXPENDITURES



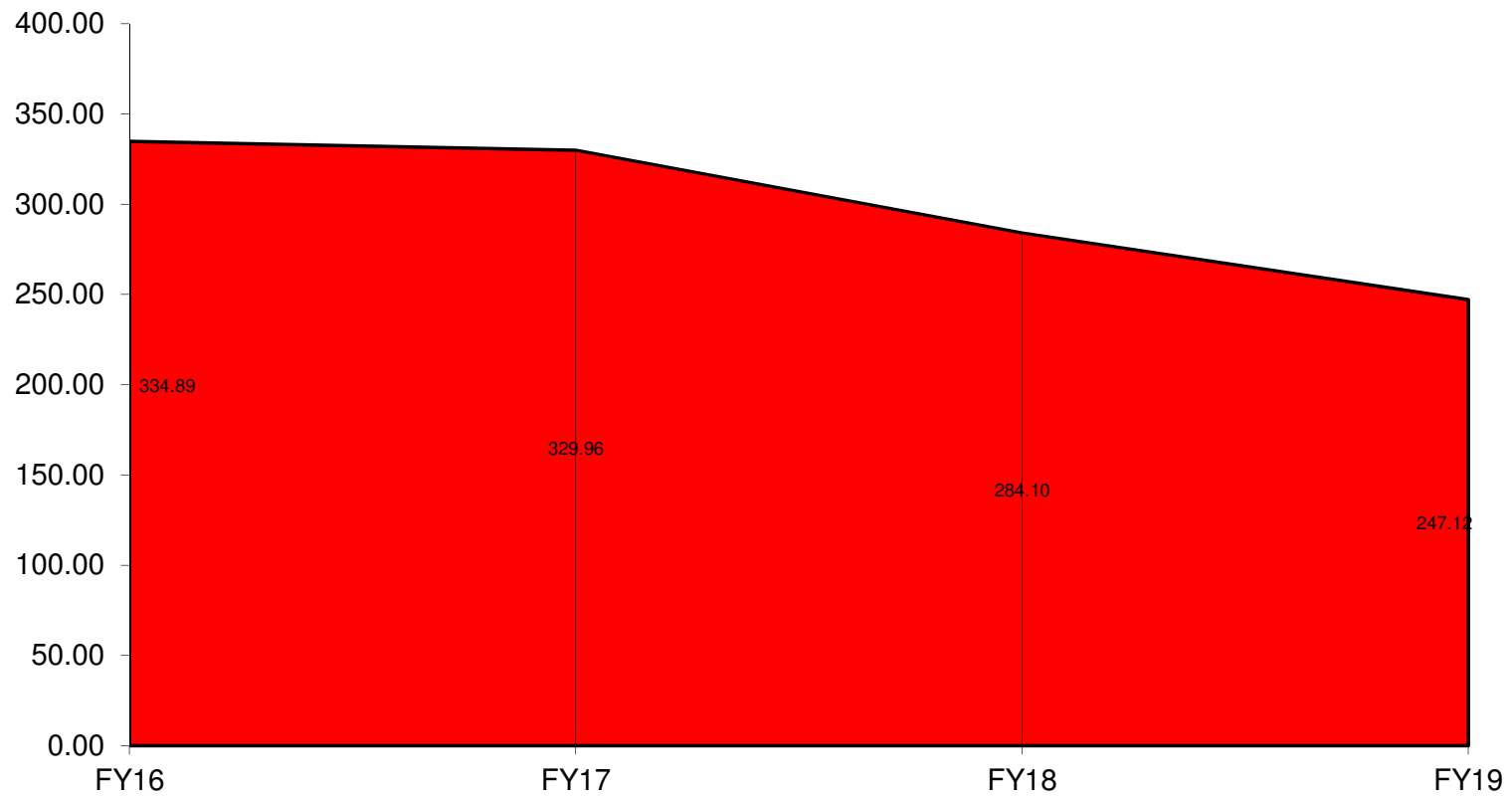
## % OF SALARIES AND BENEFITS TO REVENUE



## % OF SALARIES AND BENEFITS TO EXPENDITURES

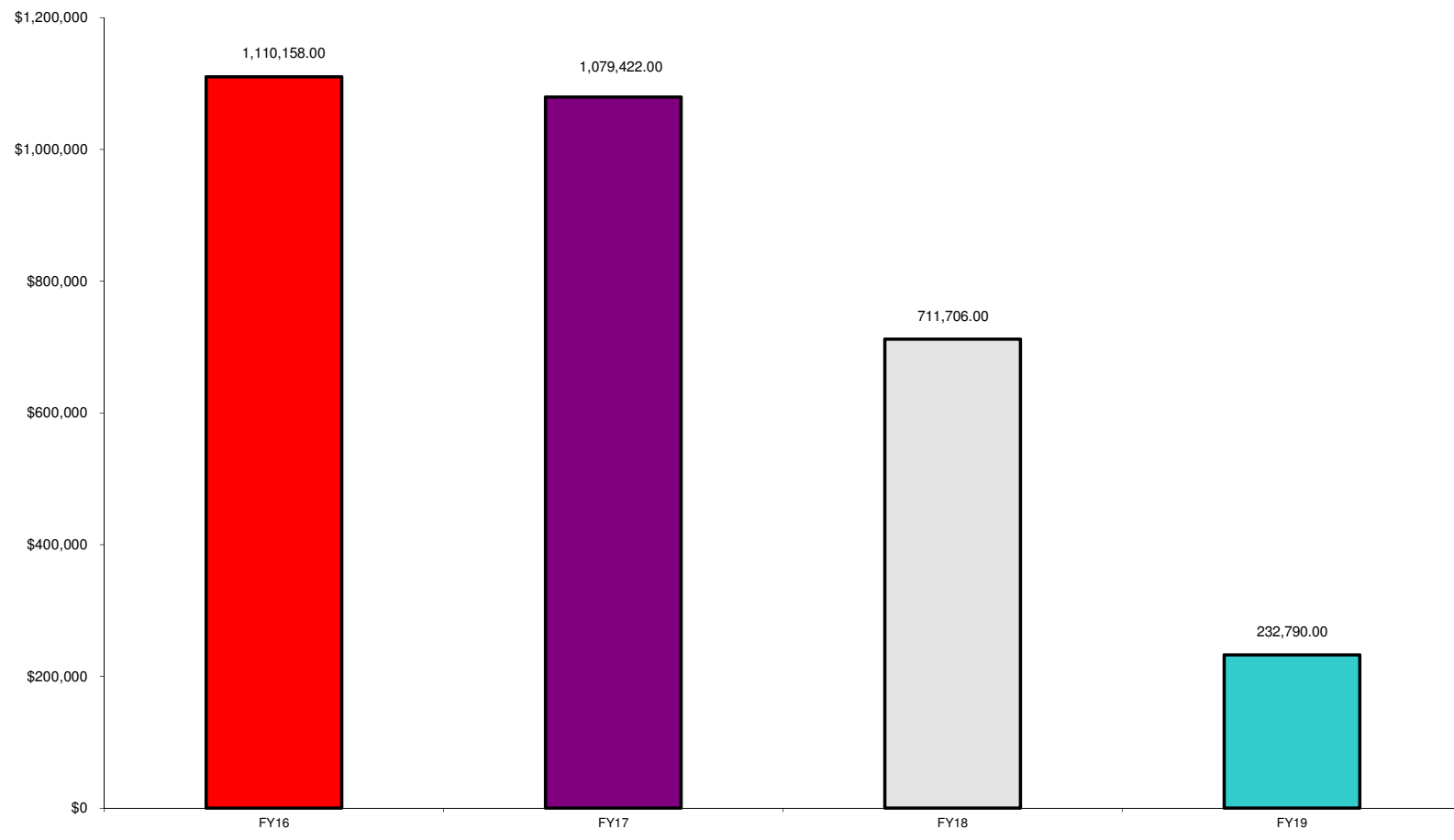


## Days of Operating Cash





# SURPLUS/DEFICIT



**MONTHLY BUDGET VARIANCE  
SOUTHEASTERN LOCAL SCHOOLS**

	<b>FTD Budgeted</b>	<b>FTD Actual</b>	<b>Variance</b>	<b>Percentage Variance</b>	<b>MTD Budgeted</b>	<b>MTD Actual</b>	<b>Variance</b>	<b>Percentage Variance</b>
<i>REVENUE</i>								
General Property (Real Estate)	\$1,934,414	\$2,049,315	\$114,901	5.94%	\$0	\$652,424	\$652,424	-
Tangible Personal Property	173,522	125,649	(47,873)	-27.59%	\$0	154,468	154,468	-
Income Tax	797,099	814,226	17,127	2.15%	\$0	0	0	-
Unrestricted Grants-In-Aid	3,060,299	2,748,268	(312,031)	-10.20%	\$340,033	326,634	(13,399)	-3.94%
Restricted Grants-In-Aid	41,706	38,079	(3,627)	-8.70%	\$4,634	3,284	(1,350)	-29.13%
Restricted Grants-In-Aid - SFSF	0	0	0	-	\$0	0	0	-
Property Tax Allocation	285,251	83,432	(201,819)	-70.75%	\$31,695	7,268	(24,427)	-77.07%
All Other Operating Revenue	650,734	608,103	(42,631)	-6.55%	72,304	161,887	89,583	123.90%
<b>TOTAL REVENUE</b>	<b>\$6,943,024</b>	<b>\$6,467,072</b>	<b>(\$475,952)</b>	<b>-6.86%</b>	<b>\$448,665</b>	<b>\$1,305,965</b>	<b>\$857,300</b>	<b>191.08%</b>
<i>EXPENDITURES</i>								
Salaries & Wages	\$4,163,312	\$3,664,300	\$499,012	-11.99%	\$462,590	\$497,206	(\$34,616)	7.48%
Benefits	\$1,449,844	\$1,275,306	174,538	-12.04%	161,094	155,489	5,605	-3.48%
Services	\$1,524,110	\$1,014,041	510,069	-33.47%	169,346	179,381	(\$10,035)	5.93%
Supplies	\$222,541	\$170,984	51,557	-23.17%	24,727	32,208	(7,481)	30.26%
Equipment	\$597,820	\$414,842	182,978	-30.61%	66,424	(2,036)	\$68,460	-103.07%
Debt	\$0	\$0	0	-	0	0	0	-
Other	\$110,232	\$101,494	8,738	-7.93%	12,248	37,032	(24,784)	202.35%
<b>TOTAL EXPENSES</b>	<b>\$8,067,859</b>	<b>\$6,640,967</b>	<b>\$1,426,892</b>	<b>-17.69%</b>	<b>\$896,429</b>	<b>\$899,280</b>	<b>(\$2,851)</b>	<b>0.32%</b>
<b>SURPLUS/DEFICIT</b>	<b>(\$1,124,835)</b>	<b>(\$173,895)</b>	<b>\$950,940</b>	<b>-84.54%</b>	<b>(\$447,763)</b>	<b>\$406,685</b>	<b>\$854,448</b>	<b>-190.83%</b>
<i>OTHER USES/SOURCES</i>								
Transfers/Advances In	400,461	399,536	(925)	-0.23%	0	0	0	-
Transfers/Advances Out	0	0	0	-	0	0	0	-
All Other Financing Sources/(Uses)	17,380	26,315	8,935	51.41%	664	12,722	(\$12,058)	1815.96%
<b>NET SOURCES/USES</b>	<b>417,841</b>	<b>425,851</b>	<b>8,010</b>	<b>1.92%</b>	<b>664</b>	<b>12,722</b>	<b>(12,058)</b>	<b>1815.96%</b>
<b>BEGINNING CASH</b>	<b>\$6,792,758</b>	<b>\$6,792,753</b>	<b>(\$5)</b>	<b>0.00%</b>	<b>\$7,452,866</b>	<b>\$7,044,709</b>	<b>(\$408,157)</b>	<b>-5.48%</b>
<b>ENDING CASH</b>	<b>\$6,085,764</b>	<b>\$7,044,709</b>	<b>\$958,945</b>	<b>15.76%</b>	<b>\$7,005,767</b>	<b>\$7,438,672</b>	<b>\$432,905</b>	<b>6.18%</b>
<b>ENCUMBRANCES</b>	<b>\$629,139</b>	<b>\$853,292</b>	<b>\$224,153</b>	<b>35.63%</b>	<b>\$629,139</b>	<b>\$724,633</b>	<b>\$95,494</b>	<b>15.18%</b>
<b>BUDGET RESERVE</b>	<b>\$0</b>	<b>\$0</b>			<b>\$0</b>	<b>\$0</b>		
<b>UNENCUMBERED CASH</b>	<b>\$5,456,625</b>	<b>\$6,191,417</b>	<b>\$734,792</b>	<b>13.47%</b>	<b>\$6,376,628</b>	<b>\$6,714,039</b>	<b>\$337,411</b>	<b>5.29%</b>

**HISTORICAL COMPARISON BY OBJECT  
SOUTHEASTERN LOCAL SCHOOLS**

	<b>FY 16</b> 7/15-03/16	<b>FY 17</b> 7/16-03/17	<b>% of</b> <b>Change</b>	<b>FY 18</b> 7/17-03/18	<b>% of</b> <b>Change</b>	<b>FY 19</b> 7/18-03/19	<b>% of</b> <b>Change</b>
<b>REVENUE</b>							
General Property (Real Estate)	\$2,457,444	\$2,494,873	1.52%	\$2,601,370	4.27%	\$2,701,739	3.86%
Tangible Personal Property	229,709	232,706	1.30%	246,631	5.98%	280,117	13.58%
Income Tax	717,199	708,763	-1.18%	765,307	7.98%	814,226	6.39%
Unrestricted Grants-in-Aid	2,889,966	3,040,049	5.19%	3,115,404	2.48%	3,074,902	-1.30%
Restricted Grants-in-Aid	46,347	50,865	9.75%	48,989	-3.69%	41,363	-15.57%
Restricted Grants-in-Aid - SFSF	0	0	-	0	-	-	-
Property Tax Allocation	189,150	367,868	94.48%	195,931	-46.74%	90,700	-53.71%
All Other Operating Revenue	420,874	525,599	24.88%	696,247	32.47%	769,990	10.59%
<b>TOTAL REVENUE</b>	<b>\$6,950,689</b>	<b>\$7,420,723</b>	<b>6.76%</b>	<b>\$7,669,879</b>	<b>3.36%</b>	<b>\$7,773,037</b>	<b>1.34%</b>
<b>EXPENDITURES</b>							
Salaries & Wages	3,358,895	3,562,186	6.05%	3,876,585	8.83%	4,161,506	7.35%
Benefits	1,225,803	1,185,337	-3.30%	1,369,544	15.54%	1,430,795	4.47%
Services	907,697	1,335,108	47.09%	1,312,420	-1.70%	1,193,422	-9.07%
Supplies	159,315	144,863	-9.07%	233,408	61.12%	203,192	-12.95%
Equipment	84,004	1,618	-98.07%	41,845	2486.22%	412,806	886.51%
Debt	0	0	-	0	-	-	-
Other	104,817	112,189	7.03%	124,371	10.86%	138,526	11.38%
<b>TOTAL EXPENDITURES</b>	<b>\$5,840,531</b>	<b>\$6,341,301</b>	<b>8.57%</b>	<b>\$6,958,173</b>	<b>9.73%</b>	<b>\$7,540,247</b>	<b>8.37%</b>
<b>SURPLUS/DEFICIT</b>	<b>1,110,158</b>	<b>1,079,422</b>	<b>-2.77%</b>	<b>711,706</b>	<b>-34.07%</b>	<b>232,790</b>	<b>-67.29%</b>
<b>OTHER SOURCES/USES</b>							
Advances/Transfers In	279,051	291,995	4.64%	388,797	33.15%	399,536	2.76%
Advances/Transfers Out	1,000	0	-100.00%	0	-	-	-
All Other Financing Sources	33,356	142,850	328.26%	24,756	-82.67%	26,315	6.30%
Debt Service	0	0	-	0	-	-	-
<b>NET SOURCES/USES</b>	<b>311,407</b>	<b>434,845</b>	<b>39.64%</b>	<b>413,553</b>	<b>-4.90%</b>	<b>425,851</b>	<b>2.97%</b>
<b>BEGINNING CASH</b>	<b>\$5,988,692</b>	<b>\$6,590,282</b>	<b>10.05%</b>	<b>\$6,701,477</b>	<b>1.69%</b>	<b>\$6,792,753</b>	<b>1.36%</b>
<b>ENDING CASH</b>	<b>\$7,001,717</b>	<b>\$8,104,549</b>	<b>15.75%</b>	<b>\$7,826,770</b>	<b>-3.43%</b>	<b>\$7,438,672</b>	<b>-4.96%</b>
<b>ENCUMBRANCES</b>	<b>271,714</b>	<b>\$495,928</b>	<b>82.52%</b>	<b>\$638,397</b>	<b>28.73%</b>	<b>\$724,633</b>	<b>13.51%</b>
<b>UNENCUMBERED CASH</b>	<b>\$7,138,543</b>	<b>\$7,608,621</b>	<b>6.59%</b>	<b>\$7,188,373</b>	<b>-5.52%</b>	<b>\$6,726,761</b>	<b>-6.42%</b>
<b>% of Salaries to Revenue</b>	<b>48.32%</b>	<b>48.00%</b>		<b>50.54%</b>		<b>53.54%</b>	
<b>% of Benefits to Revenue</b>	<b>17.64%</b>	<b>15.97%</b>		<b>17.86%</b>		<b>18.41%</b>	
<b>Total to Revenue</b>	<b>65.96%</b>	<b>63.98%</b>		<b>68.40%</b>		<b>71.94%</b>	
<b>Days of Operating Cash</b>	<b>334.89</b>	<b>329.96</b>		<b>284.10</b>		<b>247.12</b>	

Southeastern Local Schools  
Clark County, Ohio

General Fund Financial History/Projection

3/31/2019

Percent of Fiscal Year Complete

75.00%

	2018-19 Projection	2018-19 FYTD Actual	FYTD %
<b>REVENUE</b>			
General Property (Real Estate)	\$2,579,219.00	\$2,701,739.00	104.75%
Tangible Personal Property	\$231,362.00	\$280,117.00	121.07%
Income Tax	\$1,062,799.00	\$814,223.00	76.61%
Unrestricted Grants-in-Aid	\$4,080,398.00	\$3,074,902.00	75.36%
Restricted Grants-in-Aid	\$55,608.00	\$41,363.00	74.38%
Restricted Grants-in-Aid - SFSF	\$0.00	\$0.00	#DIV/0!
Property Tax Allocation	\$380,334.00	\$90,700.00	23.85%
All Other Operating Revenue	\$867,645.00	\$769,990.00	88.74%
TOTAL	\$9,257,365.00	\$7,773,034.00	83.97%
<b>EXPENDITURES</b>			
Salaries & Wages	\$5,551,083.00	\$4,161,506.00	74.97%
Benefits	\$1,933,125.00	\$1,430,795.00	74.01%
Services	\$2,032,147.00	\$1,193,422.00	58.73%
Supplies	\$296,721.00	\$203,192.00	68.48%
Equipment	\$797,093.00	\$412,806.00	51.79%
Debt	\$0.00	\$0.00	#DIV/0!
Other	\$146,976.00	\$138,526.00	94.25%
TOTAL	\$10,757,145.00	\$7,540,247.00	70.10%
<b>SURPLUS/(DEFICIT)</b>	<b>(\$1,499,780.00)</b>	<b>\$232,787.00</b>	

**Southeastern Local Schools**  
**Explanation of Checks Over \$5,000**

03/01/2019 - 03/31/2019

Check #	Vendor Name	Amount	Explanation
097620	Clark County ESC	\$87,270.26	Related Services
097630	Greenon Local SD	\$21,310.22	Semi Annual Psychologist and Food Service Charge
097678	Steve Weiss Music	\$9,088.45	New Marching Band Equipment
097682	Tri-County Electric	\$7,275.00	Upgraded Outdoor Lights in the Bus Garage Lot
097695	ITsavvy	\$5,381.74	License Key Renewals for Wireless Routers
996811	Payroll	\$255,110.72	March 5th Payroll
996928	Payroll	\$272,151.11	March 20th Payroll
996932	Payroll	\$7,050.84	Board Portion Medicare
996937	EPC-Self-Funded Medical	\$71,444.10	April Premium for Insurance Benefits
996938	Auditor Clark County	\$28,558.46	Auditor Fees Associated with Real Estate Collections
996941	Foundation	\$134,668.04	County Board, STRS/SERS, Community Schools, Open Enrollment, ect•

-- Options Summary --

Output file: CHEKPY.TXT  
Print options page? (Y,N) Y  
Sort options: C  
Sub-total by vendor (Y,N): N  
Print missing check numbers. (Y,N): N  
Check types to select. (D,I,M,P,R,T,W): D,I,M,P,R,T,W  
Print vendor from PO or check. (P,C): C  
Date Selection From: 03/01/2019  
To: 03/31/2019  
Summary or Detail report? (S,D) S  
Single or Double space summary report? (S,D) S  
Include or Exclude the following vendors?(I,E) I

BAT\_CHEKPY executed by SE\_BKITCHEN on node MVECA0:: at 4-APR-2019 09:48:31.34

SOUTHEASTERN LOCAL SCHOOL  
 SORT BY CHECK NUMBER  
 CHECK DATES BETWEEN 03/01/2019 AND 03/31/2019  
 WARRANT, REFUND, MEMO, INVEST, TRANSFER, DISTRIB, PAYROLL CHECKS

CHECK	TYPE	DATE	VENDOR	VENDOR	STATUS/DATE	BANK CODE	CHECK AMOUNT
097608	W	03/06/2019	CK Signs & Apparel	035167	RECONCILED:03/31/2019		416.00
097609	W	03/07/2019	DICK BLICK COMPANY DEPT 77-6910	001387	RECONCILED:03/31/2019		996.72
097610	W	03/07/2019	Schneider's Florist	034423	RECONCILED:03/31/2019		107.25
097611	W	03/12/2019	Amanda Wroblewski	880067			54.00
097612	W	03/12/2019	ANGI Kaverman	003211	RECONCILED:03/29/2019		224.75
097613	W	03/12/2019	AQUA-FALLS GLACIER MOUNTAIN	030172	RECONCILED:03/31/2019		60.70
097614	W	03/12/2019	AT&T	033049	RECONCILED:03/31/2019		130.96
097615	W	03/12/2019	Bakers Locksmithing Services	035024	RECONCILED:03/31/2019		285.50
097616	W	03/12/2019	BRYN DEAN	031735	RECONCILED:03/29/2019		9.81
097617	W	03/12/2019	BUREAU OF ED & RESEARCH ATTN ACCOUNTS PAYABLE	001752	RECONCILED:03/31/2019		1,716.00
097618	W	03/12/2019	Burleson Law Offices, LLC	033353	RECONCILED:03/29/2019		1,076.25
097619	W	03/12/2019	Champaign Co FFA	034422			40.00
097620	W	03/12/2019	CLARK COUNTY EDUCATIONAL SERVICE CENTER	002300	RECONCILED:03/29/2019		87,270.22
097621	W	03/12/2019	Cummins Bridgeway, LLC #774494	034199	RECONCILED:03/31/2019		7,480.64
097622	W	03/12/2019	DARRICK RIGGS	032170	RECONCILED:03/29/2019		268.69
097623	W	03/12/2019	DAVID MORROW	008609	RECONCILED:03/29/2019		23.44
097624	W	03/12/2019	De Lage Landen	034335	RECONCILED:03/31/2019		2,162.00
097625	W	03/12/2019	Dean Foods	010970	RECONCILED:03/29/2019	1	368.74
097626	W	03/12/2019	EBSCO Industries	880064	RECONCILED:03/31/2019		179.00
097627	W	03/12/2019	Flagway House	030851	RECONCILED:03/31/2019		239.08
097628	W	03/12/2019	Geer Gas Corporation	010097	RECONCILED:03/31/2019		19.05
097629	W	03/12/2019	GORDON FOOD SERVICE	014629	RECONCILED:03/31/2019	1	4,768.30
097630	W	03/12/2019	Greenon Local School District	034028	RECONCILED:03/31/2019	1 (Multi-bank check)	21,310.22
097631	W	03/12/2019	H. W. MANN & SONS	007650	RECONCILED:03/31/2019		320.00
097632	W	03/12/2019	Habitec Security	032464	RECONCILED:03/31/2019		195.00
097633	W	03/12/2019	Hershey Creamery Co	035076	RECONCILED:03/31/2019	1	135.12
097634	W	03/12/2019	In A Pinch	034671	RECONCILED:03/29/2019	1	522.00
097635	W	03/12/2019	ITSavvy	034144	RECONCILED:03/31/2019		1,664.00
097636	W	03/12/2019	IXL Learning	035126			49.00
097637	W	03/12/2019	KAREN WYATT	031564	RECONCILED:03/29/2019	1	7.64
097638	W	03/12/2019	KENTON RIDGE HIGH SCHOOL ATHLETIC DEPT.	006724	RECONCILED:03/31/2019		90.00
097639	W	03/12/2019	KS StateBank Government Finance Department	035201	RECONCILED:03/31/2019		296.05
097640	W	03/12/2019	LEE'S FAMOUS RECIPE CHICKEN co/Kim Griffith	007559	RECONCILED:03/31/2019		227.29
097641	W	03/12/2019	LOWE'S COMPANY	007430	RECONCILED:03/31/2019		15.92
097642	W	03/12/2019	MILLER'S TEXTILE SERVICE	012700	RECONCILED:03/31/2019	1 (Multi-bank check)	254.15
097643	W	03/12/2019	Nick Banion	034670			79.50
097644	W	03/12/2019	Nickles Bakery of Ohio	035077	RECONCILED:03/31/2019	1	22.96
097645	W	03/12/2019	Paul W Schanher III DDS Inc	035177	RECONCILED:03/31/2019		150.00
097646	W	03/12/2019	PCM-G, Inc.	030141	RECONCILED:03/31/2019		1,913.00
097647	W	03/12/2019	Sarah Cline	034697	RECONCILED:03/31/2019		67.88
097648	W	03/12/2019	School Nurse Supply	032500	RECONCILED:03/31/2019		116.68
097649	W	03/12/2019	SHOEMAKER'S GROCERY	011900	RECONCILED:03/31/2019		73.49
097650	W	03/12/2019	SHOEMAKER'S HOME CENTER	011950	RECONCILED:03/31/2019		7.99
097651	W	03/12/2019	STANTON SHEET MUSIC	012750	RECONCILED:03/31/2019		425.78
097652	W	03/12/2019	STARR TROPHY AND AWARDS	002199	RECONCILED:03/31/2019		22.50

SOUTHEASTERN LOCAL SCHOOL  
 SORT BY CHECK NUMBER  
 CHECK DATES BETWEEN 03/01/2019 AND 03/31/2019  
 WARRANT, REFUND, MEMO, INVEST, TRANSFER, DISTRIB, PAYROLL CHECKS

CHECK	TYPE	DATE	VENDOR	VENDOR	STATUS/DATE	BANK CODE	CHECK AMOUNT
097653	W	03/12/2019	Stephanie Weaver	034988	RECONCILED:03/29/2019		11.05
097654	W	03/12/2019	THYSSENKRUPP ELEVATOR CORP	005544	RECONCILED:03/31/2019		450.00
097655	W	03/12/2019	Time Warner Cable-SWO Division	035001	RECONCILED:03/31/2019		345.23
097656	W	03/12/2019	TUFFY BROOKS SPTG GOODS	013170	RECONCILED:03/31/2019		360.08
097657	W	03/12/2019	W. R. HACKETT INC.,	005223	RECONCILED:03/31/2019	1	608.64
097658	W	03/18/2019	Al Able Pest Doctors	034985	RECONCILED:03/31/2019	(Multi-bank check)	55.00
097659	W	03/18/2019	Ag-Pro Companies	009944	RECONCILED:03/31/2019		161.58
097660	W	03/18/2019	Bakers Locksmithing Services	035024	RECONCILED:03/31/2019		360.00
097661	W	03/18/2019	Big Orange Shoe Shop	034371	RECONCILED:03/31/2019	1	1,615.00
097662	W	03/18/2019	CARDINAL BUS SALES & SERVICE	011859	RECONCILED:03/31/2019		422.25
097663	W	03/18/2019	CHARLESTON PHARMACY	002130	RECONCILED:03/31/2019		23.98
097664	W	03/18/2019	CLARK COUNTY EDUCATIONAL SERVICE CENTER	002300	RECONCILED:03/29/2019		436.10
097665	W	03/18/2019	Detty Family Barbecue & Grub D.B. Yummers	032977			150.00
097666	W	03/18/2019	Diane Lyons	033145	RECONCILED:03/31/2019		25.00
097667	W	03/18/2019	Don Rinker Sports	034387		1	1,031.00
097668	W	03/18/2019	EAI Education	032633	RECONCILED:03/31/2019		34.95
097669	W	03/18/2019	Flagway House	030851	RECONCILED:03/31/2019		271.31
097670	W	03/18/2019	GORDON FOOD SERVICE	014629	RECONCILED:03/31/2019	1	171.89
097671	W	03/18/2019	Mandi Wroblewski	034874	RECONCILED:03/31/2019		22.41
097672	W	03/18/2019	MILLER'S TEXTILE SERVICE	012700	RECONCILED:03/31/2019	1 (Multi-bank check)	118.15
097673	W	03/18/2019	OASSA	010165	RECONCILED:03/31/2019		238.00
097674	W	03/18/2019	PCM-G, Inc.	030141	RECONCILED:03/31/2019		1,348.00
097675	W	03/18/2019	School Specialty Inc.	034604			1,459.00
097676	W	03/18/2019	SDE REGISTRATIONS	030400	RECONCILED:03/31/2019		838.00
097677	W	03/18/2019	SHOEMAKER'S GROCERY	011900	RECONCILED:03/31/2019	1 (Multi-bank check)	93.46
097678	W	03/18/2019	Steve Weiss Music	033378	RECONCILED:03/31/2019		9,088.45
097679	W	03/18/2019	SUE BLACK	012939	RECONCILED:03/29/2019		103.98
097680	W	03/18/2019	Therapy Shoppe	033513	RECONCILED:03/31/2019		82.68
097681	W	03/18/2019	Treetop Products, Inc.	880063	RECONCILED:03/31/2019		859.12
097682	W	03/18/2019	Tri-County Electric, LLC	880058	RECONCILED:03/29/2019		7,275.00
097683	W	03/18/2019	VECTREN ENERGY DELIVERY	003350	RECONCILED:03/31/2019		1,111.83
097684	W	03/21/2019	DICK BLICK COMPANY DEPT 77-6910	001387	RECONCILED:03/31/2019		39.28
097685	W	03/21/2019	PETTY CASH	003101	RECONCILED:03/31/2019	1	500.00
097686	W	03/26/2019	Bruce D Ottens	035069			900.00
097687	W	03/26/2019	Champion City Photography LLC	034326	RECONCILED:03/31/2019		200.00
097688	W	03/26/2019	CHILLICOTHE STREET PIZZA	032228			165.00
097689	W	03/26/2019	COLUMBUS CLAY CO.	014917	RECONCILED:03/31/2019		30.00
097690	W	03/26/2019	Farmers Equipment Inc	032925	RECONCILED:03/31/2019		299.49
097691	W	03/26/2019	Florida Fruit Association, Inc	033837			1,584.00
097692	W	03/26/2019	GORDON FOOD SERVICE	014629		1	1,169.73
097693	W	03/26/2019	Hershey Creamery Co	035076		1	68.16
097694	W	03/26/2019	High School AD Network LLC	035017		1	32.00
097695	W	03/26/2019	ITsavvy	034144			5,381.74
097696	W	03/26/2019	KINCAIDS	006764			67.99
097697	W	03/26/2019	MADISON/CHAMPAIGN CO. ESC	031839			60.00
097698	W	03/26/2019	Michael Rivera	036469	RECONCILED:03/29/2019	1	183.40
097699	W	03/26/2019	Nickles Bakery of Ohio	035077		1	40.36
097700	W	03/26/2019	OIC of Clark County, Inc.	033136	RECONCILED:03/31/2019		395.00



Date: 04/04/2019  
 Time: 9:48 am

SOUTHEASTERN LOCAL SCHOOL  
 SORT BY CHECK NUMBER  
 CHECK DATES BETWEEN 03/01/2019 AND 03/31/2019  
 WARRANT, REFUND, MEMO, INVEST, TRANSFER, DISTRIB, PAYROLL CHECKS

Page: 3  
 (CHEKPY)

CHECK	TYPE	DATE	VENDOR	VENDOR	STATUS/DATE	BANK CODE	CHECK AMOUNT
097701	W	03/26/2019	PAXTON COMMUNICATIONS AND ENGINEERING CO	010330			859.00
097702	W	03/26/2019	PCM-G, Inc.	030141			1,115.69
097703	W	03/26/2019	Professional Cabling Solutions	880084			1,393.10
097704	W	03/26/2019	QUILL CORPORATION	010750			459.38
097705	W	03/26/2019	Tri-County Electric, LLC	880058	RECONCILED:03/29/2019		687.50
097706	W	03/28/2019	A-Plus Graphics & Shirts	035170		1	1,137.00
097707	W	03/28/2019	Al Able Pest Doctors	034985		(Multi-bank check)	55.00
097708	W	03/28/2019	AABACA, Inc.	880059			550.00
097709	W	03/28/2019	American Fidelity Administrative Services, LLC	034825	RECONCILED:03/29/2019		218.25
097710	W	03/28/2019	AT&T	033049			130.96
097711	W	03/28/2019	Bob Patterson	880087		1	30.00
097712	W	03/28/2019	BOB POWERS	000057		1	30.00
097713	W	03/28/2019	Capitol Cleaners	034912			372.00
097714	W	03/28/2019	Casey Wood	880039		1	30.00
097715	W	03/28/2019	Dayton Children's Hospital	034243			150.00
097716	W	03/28/2019	De Lage Landen	034335			2,270.10
097717	W	03/28/2019	Dean Foods	010970	RECONCILED:03/29/2019	1	856.24
097718	W	03/28/2019	Gary Kilgore	880089		1	30.00
097719	W	03/28/2019	GORDON FOOD SERVICE	014629		1	2,488.37
097720	W	03/28/2019	Jordan Young	880086		1	60.00
097721	W	03/28/2019	KAREN WYATT	031564	RECONCILED:03/29/2019	1	8.03
097722	W	03/28/2019	KINCAIDS	006764			111.99
097723	W	03/28/2019	MADISON/CHAMPAIGN ESC Attn: Scott Howell	002124			1,402.04
097724	W	03/28/2019	MELISSA HUNTER	031146	RECONCILED:03/29/2019		39.25
097725	W	03/28/2019	Michael Illinik	034906		1	30.00
097726	W	03/28/2019	MILLER'S TEXTILE SERVICE	012700			104.64
097727	W	03/28/2019	Nickles Bakery of Ohio	035077		1	22.78
097728	W	03/28/2019	Ohio Valley Medical Center	034920			3,000.00
097729	W	03/28/2019	Philip Cavin	880088		1	30.00
097730	W	03/28/2019	ROBERT COWLES	032330		1	30.00
097731	W	03/28/2019	Sarah Cline	034697			40.44
097732	W	03/28/2019	Scholastic Book Clubs, Inc.	032435			107.25
097733	W	03/28/2019	Sports Imports	034246		1	4,088.00
097734	W	03/28/2019	Terry Middleton	880090		1	30.00
097735	W	03/28/2019	Time Warner Cable-SWO Division	035001			345.23
097736	W	03/28/2019	U.S. Department of Education	880085			12,722.06
097737	W	03/28/2019	VILLAGE OF S. CHARLESTON	013400	RECONCILED:03/31/2019	(Multi-bank check)	1,158.24
097738	W	03/28/2019	W. R. HACKETT INC.,	005223		1	1,308.80
996811	C	03/05/2019	PAYROLL	900005		(Multi-bank check)	255,110.72
996928	C	03/20/2019	PAYROLL	900005		(Multi-bank check)	272,151.11
996929	M	03/18/2019	CORRECTING ENTRY	900038			2,852.57
996930	M	03/18/2019	CORRECTING ENTRY	900038			2,603.76
996931	M	03/22/2019	CORRECTING ENTRY	900038			838.86
996932	M	03/25/2019	PAYROLL	900005		(Multi-bank check)	7,050.84
996933	M	03/25/2019	EPC-Self-Funded Medical Plan	900052			4,954.50
996934	M	03/25/2019	EPC Dental/Vision Benefit Plan Dental Plan	900053		(Multi-bank check)	4,281.36
996935	M	03/25/2019	EPC-Dental/Vision Benefit Plan Vision Plan	900054		(Multi-bank check)	1,329.92

Date: 04/04/2019  
 Time: 9:48 am

SOUTHEASTERN LOCAL SCHOOL  
 SORT BY CHECK NUMBER  
 CHECK DATES BETWEEN 03/01/2019 AND 03/31/2019  
 WARRANT, REFUND, MEMO, INVEST, TRANSFER, DISTRIB, PAYROLL CHECKS

Page: 4  
 (CHEKPY)

CHECK	TYPE	DATE	VENDOR	VENDOR	STATUS/DATE	BANK CODE	CHECK AMOUNT
996936	M	03/25/2019	Sun Life Assurance Company of Canada	900055		(Multi-bank check)	413.66
996937	M	03/25/2019	EPC-Self-Funded Medical Plan	900052		(Multi-bank check)	71,444.40
996938	M	03/26/2019	AUDITOR CLARK COUNTY	900022			28,558.46
996939	M	03/26/2019	AUDITOR CLARK COUNTY	900022			338.57
996940	M	03/26/2019	AUDITOR GREENE COUNTY	900010			1,401.92
996941	M	03/27/2019	FOUNDATION	900014		(Multi-bank check)	134,668.04
996942	M	03/27/2019	RETIREMENT STRS	900001			4,346.92
996943	M	03/27/2019	RETIREMENT SERS	900002			625.00
996944	M	03/28/2019	SECURITY NATIONAL BANK	900042			139.90
996945	M	03/28/2019	SECURITY NATIONAL BANK	900042			107.98
996946	M	03/28/2019	SECURITY NATIONAL BANK	900042			3,549.00
996947	M	03/31/2019	SECURITY NATIONAL BANK	900042			100.00
996948	M	03/31/2019	CORRECTING ENTRY	900038			2,697.18
996949	M	03/31/2019	CORRECTING ENTRY	900038			962.75
V VOIDED CHECKS			0	CHECK TOTALS	0.00		
R RECONCILED CHECKS			82	CHECK TOTALS	166,786.59		
-----							
W WARRANT CHECKS			131	CHECK TOTALS	213,651.90		
M MEMO CHECKS			21	CHECK TOTALS	273,265.59		
B REFUND CHECKS			0	CHECK TOTALS	0.00		
I INVESTMENT CHECKS			0	CHECK TOTALS	0.00		
T TRANSFER CHECKS			0	CHECK TOTALS	0.00		
D DISTRIBUTION CHECKS			0	CHECK TOTALS	0.00		
C PAYROLL CHECKS			2	CHECK TOTALS	527,261.83		
MISSING CHECKS			0				
** TOTAL CHECKS (LESS VOIDED)			154	** TOTAL NET	1,014,179.32		
*** TOTAL CHECKS WRITTEN			154	*** GRAND TOTALS	1,014,179.32		

-- Options Summary --

Summary or Detail Report? (S,D) D  
Output file: FINSUMM.TXT  
Type: CSV  
Print options page? (Y,N) Y  
Generate FINDET report for comparison? (Y,N) Y  
Sort options: FS  
Include future encumbrance amounts? (Y,N) N  
Include accounts with zero amounts? (Y,N) N  
Include accounts which are no longer active? (Y,N,I) N

BAT\_FINSUM executed by SE\_BKITCHEN on node MVECA0:: at 10-APR-2019 08:24:35.92

Date: 04/10/2019  
 Time: 8:24 am

SOUTHEASTERN LOCAL SCHOOL  
 Financial Report by Fund/SCC

Page: 1  
 (FINSUM)

Fund #	Fund Description	FYTD	MTD	FYTD	Current	Current	Unencumbered	Bank
Begin	MTD	Receipts	Expenditures	Expenditures	Fund	Encumbrances	Fund	Balance
Balance	Receipts				Balance		Balance	Code
001 0000	CASH CONTROL - GENERAL FUND							
6,690,892.41	7,501.78	8,202,700.72	248,037.70	7,798,505.23	7,095,087.90	736,331.03	6,358,756.87	
001 9018	Chromebook							
976.64-	0.00	3,687.00	0.00	2,500.00	210.36	0.00	210.36	
001 9412	GENERAL SET ASIDE (5%)							
102,837.52	0.00	0.00	0.00	0.00	102,837.52	0.00	102,837.52	
003 0000	GENERAL INTEREST							
1,248,379.88	0.00	108,085.79	0.00	7,275.00	1,349,190.67	0.00	1,349,190.67	
003 9001	PERMANENT IMPROVEMENT VOTED							
1,165,682.77-	0.00	361,019.23	296.05	215,279.77	1,019,943.31-	31,393.09	1,051,336.40-	
003 9003	AUDITORIUM RENOVATION							
848.38	0.00	0.00	0.00	0.00	848.38	0.00	848.38	
006 0000	LUNCHROOM CASH CONTROL							
0.00	4,553.58	158,840.93	3,457.84	548,031.71	389,190.78-	72,554.19	461,744.97-	1
018 9081	PRINCIPAL'S SUPPORT - MIAMI VIEW							
1,582.92	65.00	65.00	0.00	369.42	1,278.50	768.58	509.92	1
018 9082	PRINCIPAL'S SUPPORT - HIGH SCHOOL							
0.00	0.00	1,203.00	224.00	16,810.21	15,607.21-	1,545.96	17,153.17-	1
018 9281	MIDDLE SCHOOL PRINCIPAL'S SUPPORT							
3,317.47	0.00	561.00	26.81	2,966.33	912.14	1,392.44	480.30-	
019 9091	MIAMI VIEW WORKROOM/LOUNGE							
491.25	0.00	349.26	0.00	81.20	759.31	66.39	692.92	1
019 9092	TEACHER'S LOUNGE - HIGH SCHOOL							
401.99	0.00	117.81	0.00	58.94	460.86	167.24	293.62	
022 9012	Wellness Incentive							
8,970.85	0.00	0.00	0.00	0.00	8,970.85	0.00	8,970.85	
022 9013	Julia Salyers Memorial Fund							
377.00	0.00	25.00	0.00	0.00	402.00	0.00	402.00	
022 9014	Jerry South Memorial Fund							
397.84	0.00	0.00	0.00	0.00	397.84	0.00	397.84	
022 9081	PRINCIPAL'S FUND/STAFF RECOGNITION							
3,844.70-	0.00	57.96	0.00	0.00	3,786.74-	783.75	4,570.49-	

\*\*\* NOTE!! ONLY ACTIVE ACCOUNTS HAVE BEEN SELECTED, TOTALS MAY EXCLUDE AMOUNTS THAT ARE RELATED TO INACTIVE ACCOUNTS.

Date: 04/10/2019  
 Time: 8:24 am

SOUTHEASTERN LOCAL SCHOOL  
 Financial Report by Fund/SCC

Page: 2  
 (FINSUM)

Fund #	Fund Description	FYTD Receipts	MTD Expenditures	FYTD Expenditures	Current Fund Balance	Current Encumbrances	Unencumbered Fund Balance	Bank Code
022 9082	PRINCIPAL'S FUND/STAFF RECOGNITION	573.35	0.00	1,365.51	601.29-	55.73	657.02-	
022 9208	2008 Section 125	26.17	0.00	0.00	26.17	0.00	26.17	
022 9281	PRINCIPAL'S FUND/STAFF RECOGNITION	0.00	0.00	8,191.66	8,191.66-	793.65	8,985.31-	
027 0000	BWC Distribution Account	67,608.76	0.00	18,457.00	69,263.37	12,648.00	56,615.37	
200 9000	Washington DC Trip	3,346.34	172.00	13,500.00	12,036.34	9,264.00	2,772.34	
200 9013	Class of 2013	816.46	0.00	0.00	816.46	0.00	816.46	
200 9014	Class of 2014	250.00	0.00	0.00	250.00	0.00	250.00	
200 9015	Class of 2015	187.01	0.00	0.00	187.01	0.00	187.01	
200 9016	Class of 2016	381.97	0.00	0.00	381.97	0.00	381.97	
200 9017	Class of 2017	181.27-	0.00	0.00	181.27-	75.00	256.27-	
200 9018	Class of 2018	1,679.47-	0.00	0.00	1,679.47-	0.00	1,679.47-	
200 9019	Class of 2019	150.85-	0.00	164.96	147.19	0.00	147.19	
200 9020	Class of 2020	571.87	90.00	3,118.18	892.81-	158.94	1,051.75-	
200 9021	Class of 2021	115.00	0.00	0.00	149.00	0.00	149.00	
200 9201	FUTURE FARMERS OF AMERICA	3,593.01	155.00	15,513.35	4,459.66	6,802.51	2,342.85-	
200 9202	FAMILIES CAREERS & COMMUNITY LEADERS OF AMERI	2,598.22	287.00	3,156.22	5,880.95	1,227.94	4,653.01	1

\*\*\* NOTE!! ONLY ACTIVE ACCOUNTS HAVE BEEN SELECTED, TOTALS MAY EXCLUDE AMOUNTS THAT ARE RELATED TO INACTIVE ACCOUNTS.

Date: 04/10/2019  
 Time: 8:24 am

SOUTHEASTERN LOCAL SCHOOL  
 Financial Report by Fund/SCC

Page: 3  
 (FINSUM)

Fund #	Fund Description	FYTD Receipts	MTD Expenditures	FYTD Expenditures	Current Fund Balance	Current Encumbrances	Unencumbered Fund Balance	Bank Code
200 9203	FUTURE EDUCATORS OF AMERICA	119.74	0.00	0.00	119.74	0.00	119.74	
200 9205	NATIONAL HONOR SOCIETY	355.44	0.00	385.00	29.56-	385.00	414.56-	1
200 9206	STUDENT COUNCIL - HI SCHOOL	3,642.03-	0.00	456.50	456.50-	0.00	456.50-	
200 9207	ACHIEVEMENT THRU TEAMWORK	668.01	0.00	0.00	668.01	0.00	668.01	
200 9208	Spanish Club	329.02	0.00	130.43	198.59	16.19	182.40	
200 9209	E3 (Encourage, Empower, Educate) Committee	2,511.20	0.00	1,708.37	3,302.83	0.00	3,302.83	
200 9210	SPIRIT CLUB	4,166.82	0.00	5,332.03	1,304.29	800.00	504.29	
200 9215	LAND LAB	264.28	0.00	0.00	264.28	0.00	264.28	
200 9216	MIAMI VIEW MIDDLE SCHOOL STUDENT COUNCIL	4,170.61	0.00	792.00	4,740.53	0.00	4,740.53	1
200 9217	Jr. High Student Council	5,143.24	0.00	832.94	5,012.30	0.00	5,012.30	
200 9222	S.A.D.D. CASH	206.74	0.00	0.00	206.74	0.00	206.74	
200 9225	H2O HELP TO OTHERS	1,096.82	0.00	0.00	1,096.82	0.00	1,096.82	
200 9226	Art Club	1,868.58	0.00	0.00	1,868.58	250.00	1,618.58	
300 9302	BAND	9,707.48	0.00	1,494.16	8,213.32	0.00	8,213.32	
300 9303	CHEERLEADERS - HI SCHOOL	419.53-	0.00	10,711.50	5,784.03-	0.00	5,784.03-	
300 9304	CHOIR - HI SCHOOL	755.43	0.00	0.00	755.43	0.00	755.43	

\*\*\* NOTE!! ONLY ACTIVE ACCOUNTS HAVE BEEN SELECTED, TOTALS MAY EXCLUDE AMOUNTS THAT ARE RELATED TO INACTIVE ACCOUNTS.

Date: 04/10/2019  
 Time: 8:24 am

SOUTHEASTERN LOCAL SCHOOL  
 Financial Report by Fund/SCC

Page: 4  
 (FINSUM)

Fund #	Fund Description	FYTD Receipts	MTD Expenditures	FYTD Expenditures	Current Fund Balance	Current Encumbrances	Unencumbered Fund Balance	Bank Code
300	9305 DRAMA - HI SCHOOL 10,292.93	0.00	95.22	2,639.91	12,898.72	3,079.63	9,819.09	
300	9306 Bowling Club 5,265.15-	0.00	0.00	1,664.00	6,379.15-	637.00	7,016.15-	
300	9308 TROJAN TIMES 1.66	0.00	0.00	0.00	1.66	0.00	1.66	
300	9309 YEARBOOK 4,970.05-	90.00	0.00	1,241.25	5,116.30-	0.00	5,116.30-	
300	9312 Wrestling Club 8,406.34-	0.00	0.00	1,670.86	9,749.20-	3,135.30	12,884.50-	
300	9313 CHEERLEADERS - MIAMI VIEW 1,580.78	0.00	0.00	7,035.91	3,017.25-	104.99	3,122.24-	
300	9320 ATHLETICS - HI SCHOOL 873.97	474.00	1,486.00	48,655.41	6,634.01	13,868.85	7,234.84-	1
300	9330 ATHLETICS MIAMI VIEW 1,041.48	0.00	0.00	8,497.42	796.94-	727.98	1,524.92-	1
416	9798 LOCAL PROFESSIONAL DEVELOPMENT BLOCK GRANT 0.00	0.00	0.00	838.00	838.00-	0.00	838.00-	
432	9408 2008 EMIS 0.00	0.00	0.00	0.00	0.00	378.00	378.00-	
450	9407 SCHOOLNET 0.01	0.00	0.00	0.00	0.01	0.00	0.01	
451	9019 ITO 0.00	0.00	0.00	2,811.47	2,588.53	0.00	2,588.53	
459	9903 OHIO READS GRANT 300.00	0.00	0.00	0.00	300.00	0.00	300.00	
459	9905 OHIO READS 2,000.00	0.00	0.00	0.00	2,000.00	0.00	2,000.00	
460	9200 SUMMER INTERVENTION 0.00	0.00	0.00	0.00	0.00	308.00	308.00-	
461	9018 VOC ED ENHANCEMENTS 0.00	0.00	0.00	41.10	41.10-	0.00	41.10-	

\*\*\* NOTE!! ONLY ACTIVE ACCOUNTS HAVE BEEN SELECTED, TOTALS MAY EXCLUDE AMOUNTS THAT ARE RELATED TO INACTIVE ACCOUNTS.

Date: 04/10/2019  
 Time: 8:24 am

SOUTHEASTERN LOCAL SCHOOL  
 Financial Report by Fund/SCC

Page: 5  
 (FINSUM)

Fund #	Fund Description	FYTD Receipts	MTD Expenditures	FYTD Expenditures	Current Fund Balance	Current Encumbrances	Unencumbered Fund Balance	Bank Code
461 9019	5th Qrt Grant 0.00	0.00	1,833.61	0.00	1,833.61	0.00	0.00	0.00
499 9014	Early Literacy Grant 7,805.06	0.00	0.00	0.00	0.00	7,805.06	0.00	7,805.06
499 9019	SCHOOL SAFETY 0.00	0.00	4,084.95	0.00	0.00	4,084.95	0.00	4,084.95
499 9107	Project Lead the Way 0.45	0.00	0.00	0.00	0.00	0.45	0.00	0.45
499 9118	Strategies "Secondary Transition" 459.00	0.00	0.00	0.00	459.00	0.00	0.00	0.00
499 9900	BUILDING INCENTIVE 128.59	0.00	0.00	0.00	0.00	128.59	0.00	128.59
516 9602	TITLE IV-B 2002 0.56	0.00	0.00	0.00	0.00	0.56	0.00	0.56
516 9618	IDEA PART B 0.00	0.00	13,005.98	0.00	13,005.98	0.00	0.00	0.00
516 9619	IDEA 0.00	0.00	95,006.32	5,208.38	98,358.66	3,352.34-	0.00	3,352.34-
572 9218	TITLE I 3,034.60	0.00	21,683.97	0.00	24,718.57	0.00	0.00	0.00
572 9219	Title I 0.00	0.00	94,071.26	4,915.46	96,570.36	2,499.10-	0.00	2,499.10-
573 9302	TITLE VI-INNOVATIVE 1.00	0.00	0.00	0.00	0.00	1.00	0.00	1.00
599 9018	Title IV-A Student Support & Academic Enrichm 19.08	0.00	0.00	0.00	0.00	19.08	0.00	19.08
GRAND TOTALS:								
	7,002,249.45	13,388.36	9,226,014.20	265,692.65	8,987,229.13	7,241,034.52	899,719.38	6,341,315.14

\*\*\* NOTE!! ONLY ACTIVE ACCOUNTS HAVE BEEN SELECTED, TOTALS MAY EXCLUDE AMOUNTS THAT ARE RELATED TO INACTIVE ACCOUNTS.



-- Options Summary --

Output file: SM2M.TXT  
Print options page? (Y,N) Y  
Fiscal Year: 2019  
Beginning Month: 3  
Ending Month: 3

BAT\_SM2M executed by SE\_BKITCHEN on node MVECA0:: at 2-APR-2019 11:08:57.79

DATE: 04/02/2019  
 TIME: 11:08:57

FORM SM-2  
 OHIO DEPARTMENT OF EDUCATION - OFFICE OF SCHOOL MANAGEMENT ASSISTANCE  
 ANNUAL SPENDING PLAN (CURRENT OPERATION - GENERAL FUND ONLY - O.R.C. 5705.391)

PAGE: 1

SCHOOL DISTRICT: SOUTHEASTERN LOCAL SCHOOL

IRN # 046276

COUNTY: CLARK

FISCAL YEAR: 2019 MONTH: 03

	MONTHLY ESTIMATE	MONTHLY ACTUAL	MONTHLY DIFFERENCE	FISCAL YTD ESTIMATE	FISCAL YTD ACTUAL	FISCAL YTD DIFFERENCE
REVENUES						
01.010 General Property (Real Estate)	0	652,424	652,424	0	2,701,739	2,701,739
01.020 Tangible Personal Property Tax	0	154,468	154,468	0	280,117	280,117
01.030 Income Tax	0	0	0	0	814,226	814,226
01.035 Unrestricted Grants-in-Aid	0	326,634	326,634	0	3,074,902	3,074,902
01.040 Restricted Grants-in-Aid	0	3,284	3,284	0	41,363	41,363
01.045 Restricted Grants-in-Aid - SFSF	0	0	0	0	0	0
01.050 Property Tax Allocation	0	7,268	7,268	0	90,700	90,700
01.060 All Other Operating Revenue	0	161,887	161,887	0	769,990	769,990
01.070 Total Revenue	0	1,305,965	1,305,965	0	7,773,037	7,773,037
OTHER FINANCING SOURCES						
02.010 Proceeds from Sale of Notes	0	0	0	0	0	0
02.020 State Emergency Loans & Advancements (Approved)	0	0	0	0	0	0
02.040 Operating Transfers-In	0	0	0	0	0	0
02.050 Advances-In	0	0	0	0	399,536	399,536
02.060 All Other Financing Sources	0	0	0	0	26,315	26,315
02.070 Total Other Financing Sources	0	0	0	0	425,851	425,851
02.080 Total Revenues and Other Financing Sources	0	1,305,965	1,305,965	0	8,198,888	8,198,888
EXPENDITURES						
03.010 Personal Services	0	497,206	497,206	0	4,161,506	4,161,506
03.020 Employees' Retirement/Insurance Benefits	0	155,489	155,489	0	1,430,795	1,430,795
03.030 Purchased Services	0	179,381	179,381	0	1,193,422	1,193,422
03.040 Supplies and Materials	0	32,208	32,208	0	203,192	203,192
03.050 Capital Outlay	0	2,036-	2,036-	0	412,806	412,806
03.060 Intergovernmental	0	0	0	0	0	0
04.010 Debt Service: All Principal (Historical)	0	0	0	0	0	0
04.020 Debt Service: Principal - Notes	0	0	0	0	0	0
04.030 Debt Service: Principal - State Loans	0	0	0	0	0	0
04.040 Debt Service: Principal - State Advancements	0	0	0	0	0	0
04.050 Debt Service: Principal - HB 264 Loans	0	0	0	0	0	0
04.055 Debt Service: Principal - Other	0	0	0	0	0	0
04.060 Debt Service: Interest and Fiscal Charges	0	0	0	0	0	0
04.300 Other Objects	0	37,032	37,032	0	138,526	138,526
04.500 Total Expenditures	0	899,280	899,280	0	7,540,247	7,540,247
OTHER FINANCING USES						
05.010 Operating Transfers - Out	0	0	0	0	0	0
05.020 Advances - Out	0	0	0	0	0	0
05.030 All Other Financing Uses	0	12,722	12,722	0	12,722	12,722
05.040 Total Other Financing Uses	0	12,722	12,722	0	12,722	12,722
05.050 Total Expenditure and Other Financing Uses	0	912,002	912,002	0	7,552,969	7,552,969
06.010 Excess Rev & Oth Financing Sources over(under) Exp &	0	393,963	393,963	0	645,919	645,919
07.010 Beginning Cash Balance	0	7,044,709	7,044,709	0	6,792,753	6,792,753
07.020 Ending Cash Balance	0	7,438,672	7,438,672	0	7,438,672	7,438,672
08.010 Outstanding Encumbrances	0	724,633	724,633	0	724,633	724,633