

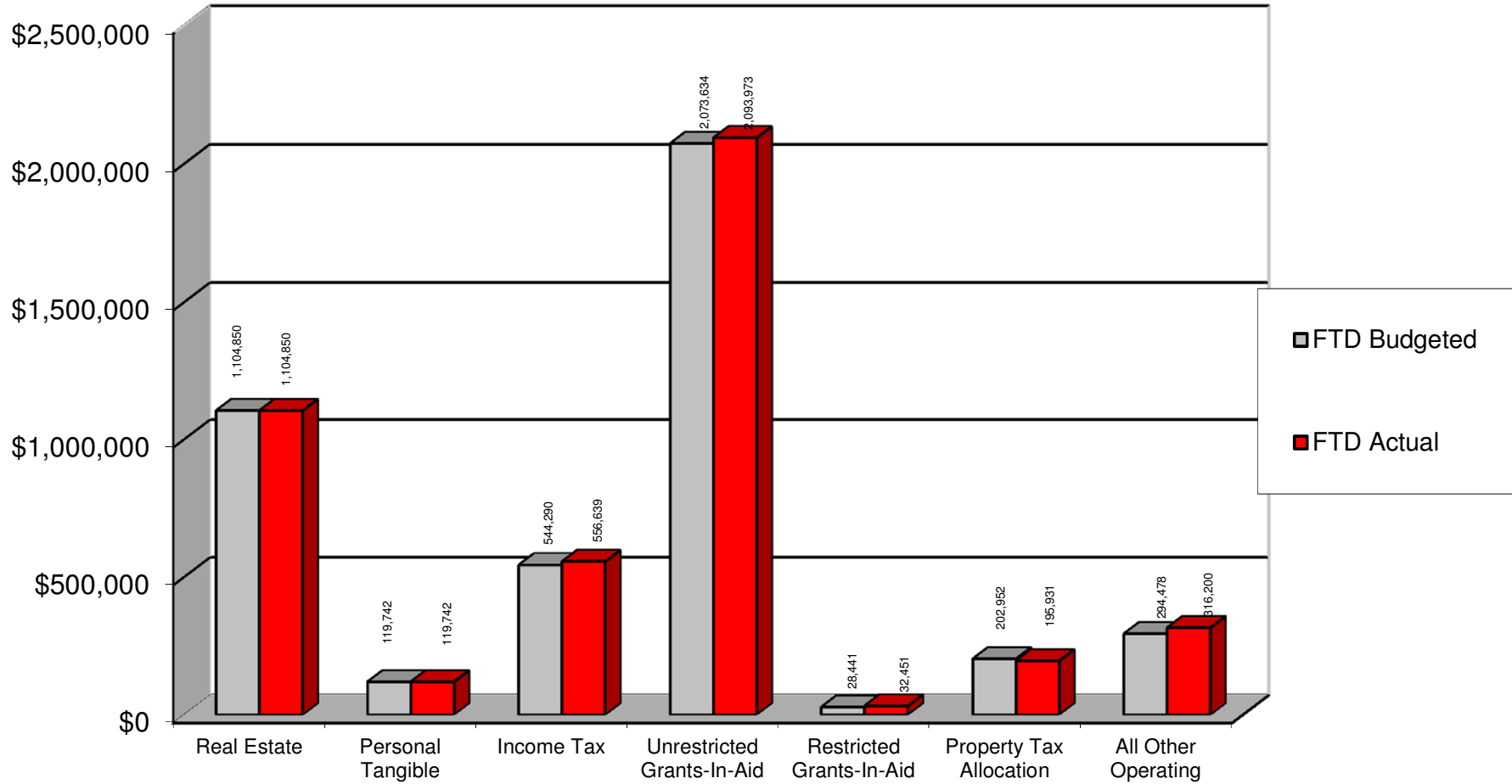
SOUTHEASTERN LOCAL SCHOOL DISTRICT

FINANCIAL REPORT

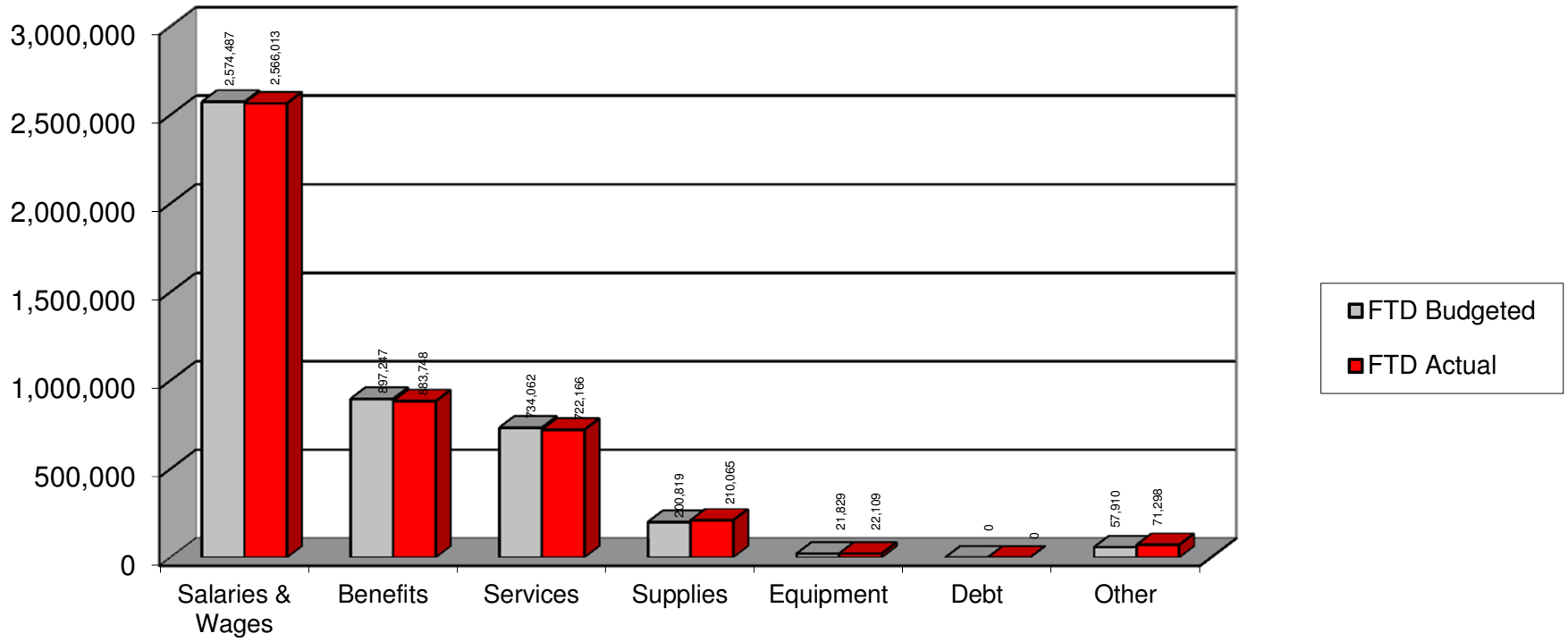
12/31/2017



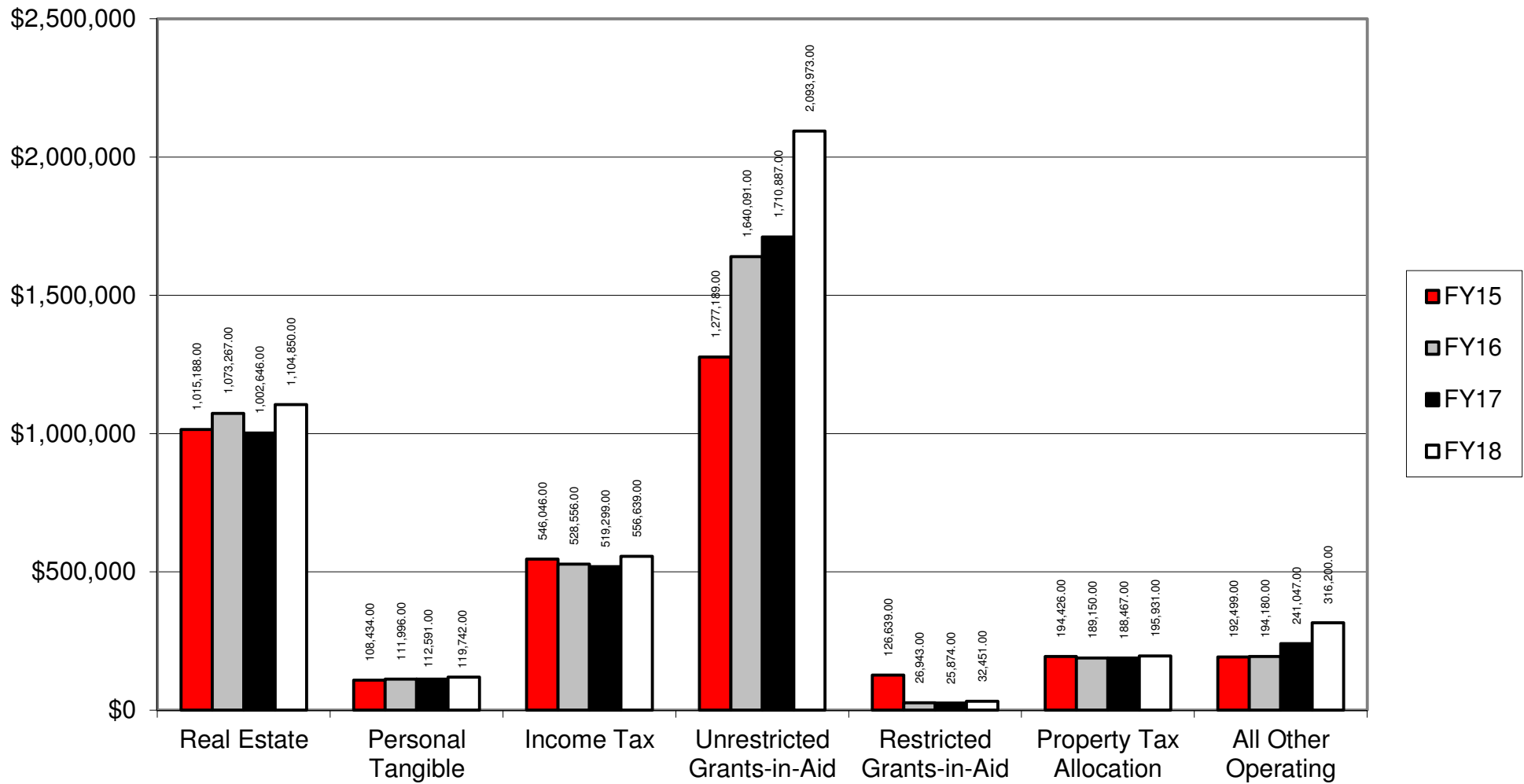
FTD BUDGETED vs. FTD ACTUAL



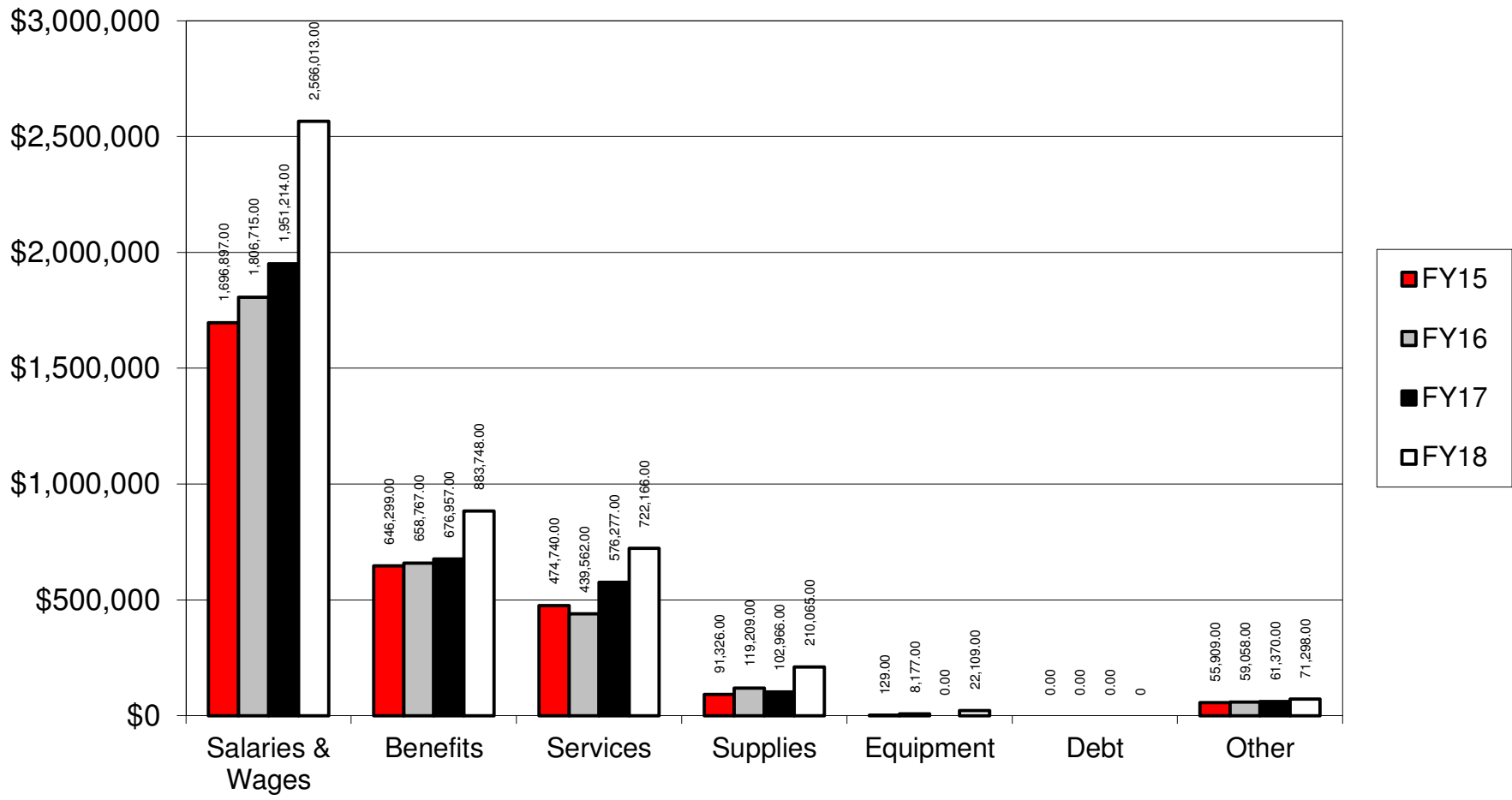
FTD BUDGETED vs. FTD ACTUAL



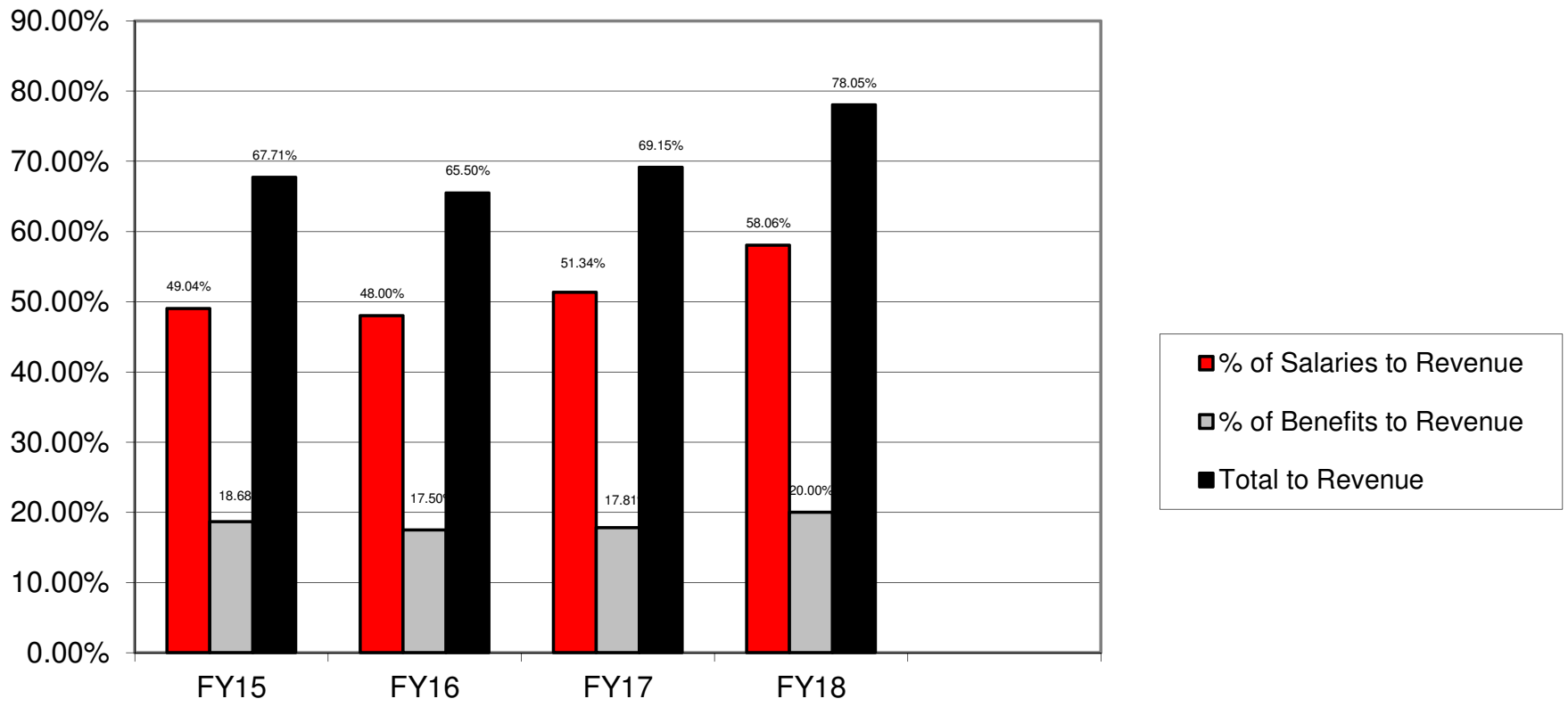
HISTORICAL REVENUE



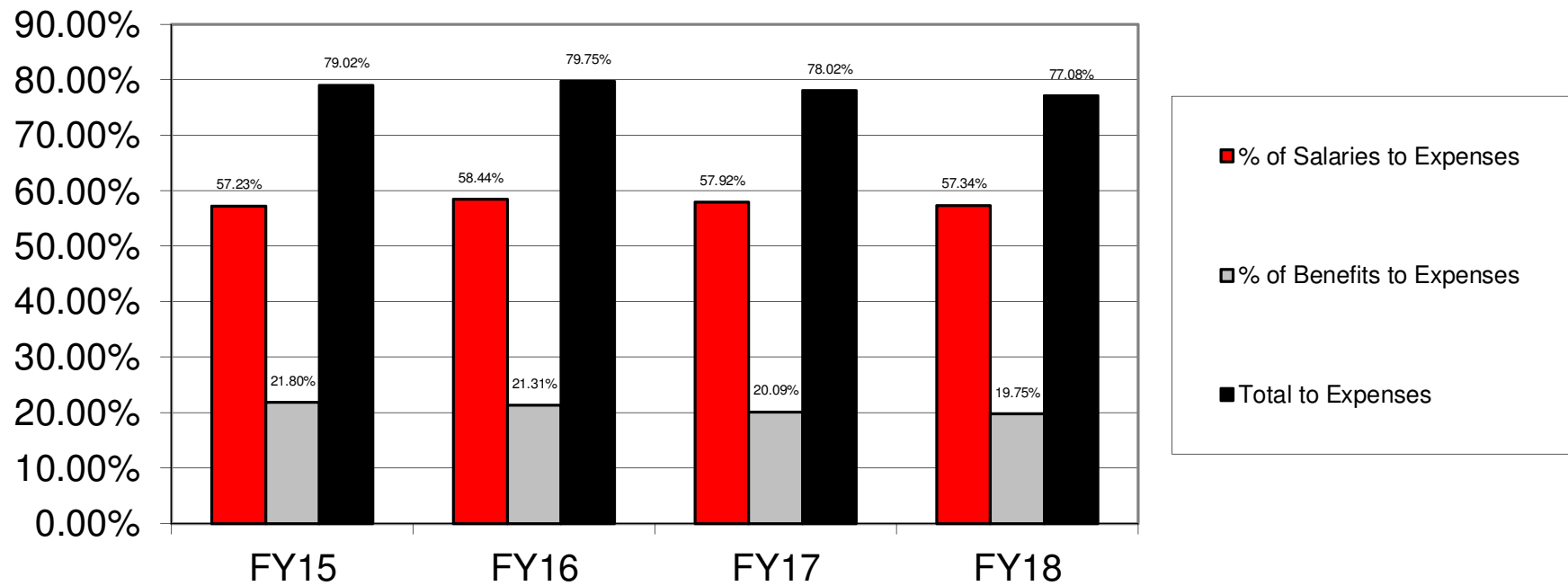
HISTORICAL EXPENDITURES



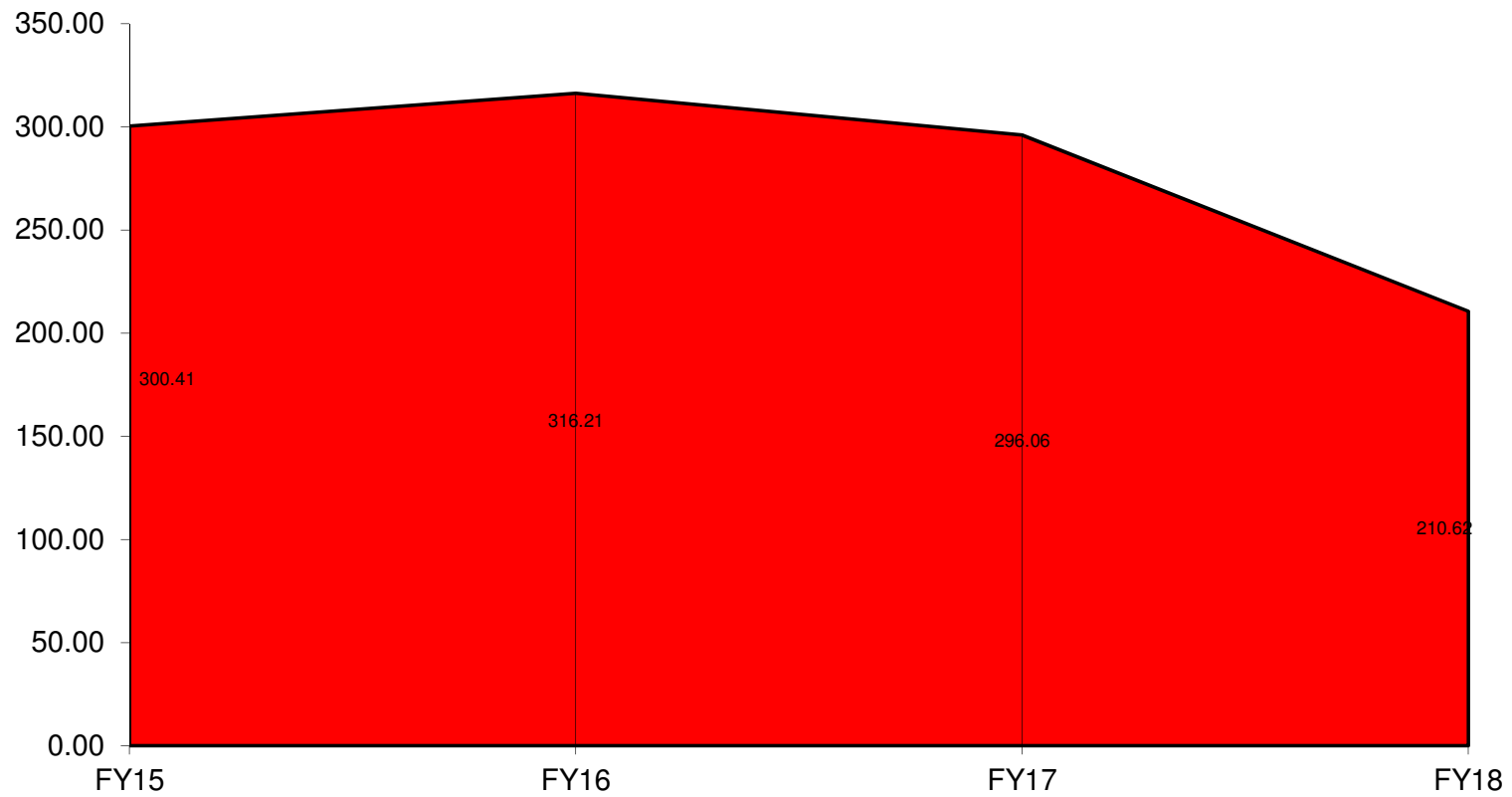
% OF SALARIES AND BENEFITS TO REVENUE



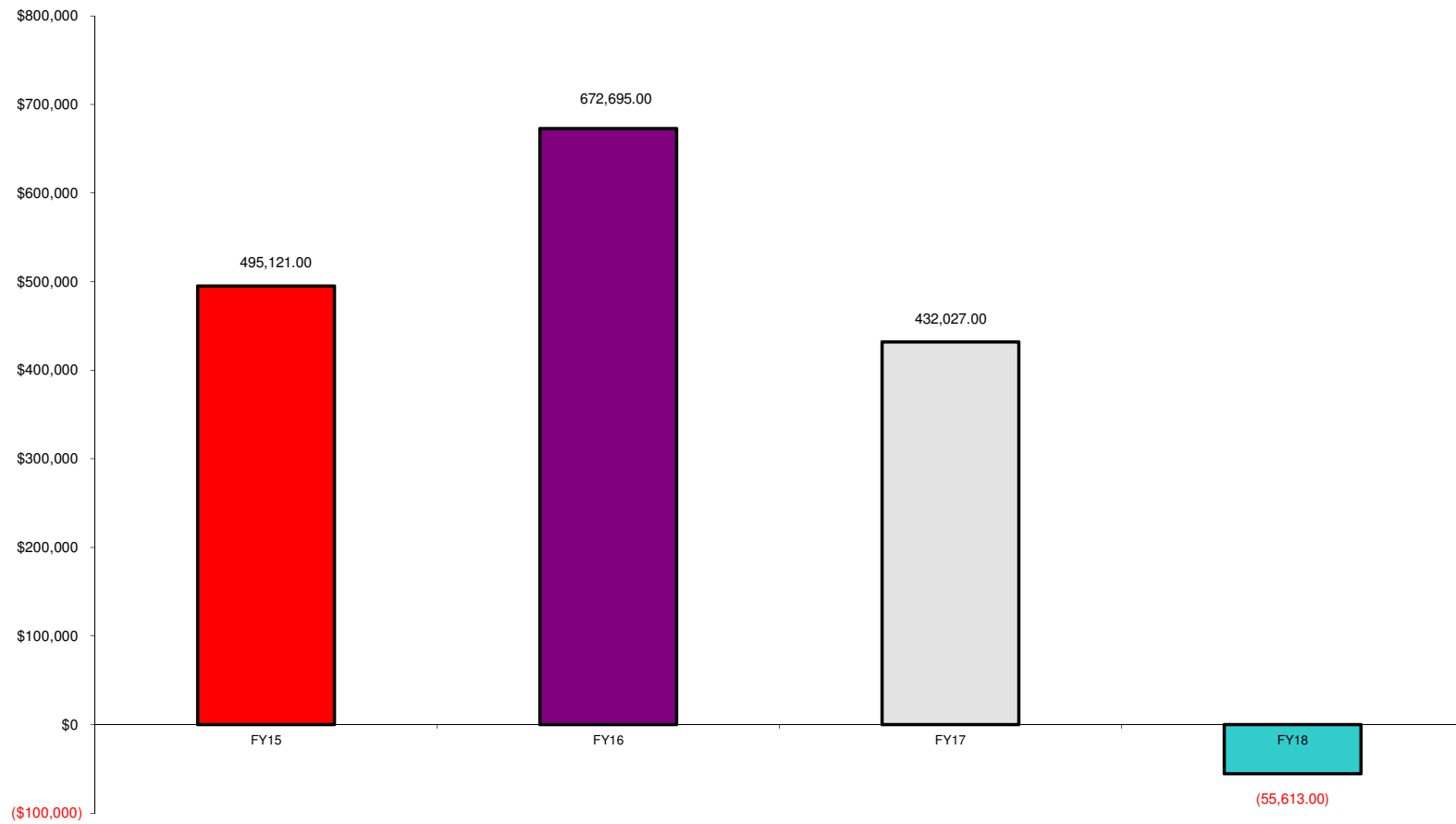
% OF SALARIES AND BENEFITS TO EXPENDITURES



Days of Operating Cash



SURPLUS/DEFICIT



**MONTHLY BUDGET VARIANCE
SOUTHEASTERN LOCAL SCHOOLS**

	FTD Budgeted	FTD Actual	Variance	Percentage Variance	MTD Budgeted	MTD Actual	Variance	Percentage Variance
REVENUE								
General Property (Real Estate)	\$1,104,850	\$1,104,850	\$0	0.00%	\$0	\$0	\$0	-
Tangible Personal Property	119,742	119,742	0	0.00%	0	0	0	-
Income Tax	544,290	556,639	12,349	2.27%	0	0	0	-
Unrestricted Grants-In-Aid	2,073,634	2,093,973	20,339	0.98%	339,293	364,927	25,634	7.56%
Restricted Grants-In-Aid	28,441	32,451	4,010	14.10%	3,975	5,241	1,266	31.85%
Restricted Grants-In-Aid - SFSF	0	0	0	-	0	0	0	-
Property Tax Allocation	202,952	195,931	(7,021)	-3.46%	0	0	0	-
All Other Operating Revenue	294,478	316,200	21,722	7.38%	36,476	51,591	15,115	41.44%
TOTAL REVENUE	\$4,368,387	\$4,419,786	\$51,399	1.18%	\$379,744	\$421,759	\$42,015	11.06%
EXPENDITURES								
Salaries & Wages	\$2,574,487	\$2,566,013	\$8,474	-0.33%	\$426,136	\$432,904	(\$6,768)	1.59%
Benefits	897,247	883,748	13,499	-1.50%	148,706	147,465	1,241	-0.83%
Services	734,062	722,166	11,896	-1.62%	154,897	168,090	(\$13,193)	8.52%
Supplies	200,819	210,065	(9,246)	4.60%	24,321	28,015	(3,694)	15.19%
Equipment	21,829	22,109	(280)	1.28%	0	280	(\$280)	#DIV/0!
Debt	0	0	0	-	0	0	0	-
Other	57,910	71,298	(13,388)	23.12%	4,334	4,780	(446)	10.29%
TOTAL EXPENSES	\$4,486,354	\$4,475,399	\$10,955	-0.24%	\$758,394	\$781,534	(\$23,140)	3.05%
SURPLUS/DEFICIT	(\$117,967)	(\$55,613)	\$62,354	-52.86%	(\$378,650)	(\$359,775)	\$18,875	-4.98%
OTHER USES/SOURCES								
Transfers/Advances In	388,797	388,797	0	0.00%	0	0	0	-
Transfers/Advances Out	0	0	0	-	0	0	0	-
All Other Financing Sources/(Uses)	24,825	24,756	(69)	-0.28%	0	0	\$0	-
NET SOURCES/USES	413,622	413,587	(35)	-0.01%	0	0	0	-
BEGINNING CASH	\$6,701,477	\$6,701,477	\$0	0.00%	\$7,375,780	\$7,418,946	\$43,166	0.59%
ENDING CASH	\$6,997,132	\$7,059,451	\$62,319	0.89%	\$6,997,130	\$7,059,171	\$62,041	0.89%
ENCUMBRANCES	\$864,414	\$898,737	\$34,323	3.97%	\$864,414	\$898,737	\$34,323	3.97%
BUDGET RESERVE	\$0	\$0			\$0	\$0		
UNENCUMBERED CASH	\$6,132,718	\$6,160,714	\$27,996	0.46%	\$6,132,716	\$6,160,434	\$27,718	0.45%

**HISTORICAL COMPARISON BY OBJECT
SOUTHEASTERN LOCAL SCHOOLS**

	FY 15 7/14-11/14	FY 16 7/15-11/15	% of Change	FY 17 7/16-11/16	% of Change	FY 18 7/17-11/17	% of Change
REVENUE							
General Property (Real Estate)	\$1,015,188	\$1,073,267	5.72%	\$1,002,646	-6.58%	\$1,104,850	10.19%
Tangible Personal Property	108,434	111,996	3.28%	112,591	0.53%	119,742	6.35%
Income Tax	546,046	528,556	-3.20%	519,299	-1.75%	556,639	7.19%
Unrestricted Grants-in-Aid	1,277,189	1,640,091	28.41%	1,710,887	4.32%	2,093,973	22.39%
Restricted Grants-in-Aid	126,639	26,943	-78.72%	25,874	-3.97%	32,451	25.42%
Restricted Grants-in-Aid - SFSF	0	0	-	0	-	0	-
Property Tax Allocation	194,426	189,150	-2.71%	188,467	-0.36%	195,931	3.96%
All Other Operating Revenue	192,499	194,180	0.87%	241,047	24.14%	316,200	31.18%
TOTAL REVENUE	\$3,460,421	\$3,764,183	8.78%	\$3,800,811	0.97%	\$4,419,786	16.29%
EXPENDITURES							
Salaries & Wages	1,696,897	1,806,715	6.47%	1,951,214	8.00%	2,566,013	31.51%
Benefits	646,299	658,767	1.93%	676,957	2.76%	883,748	30.55%
Services	474,740	439,562	-7.41%	576,277	31.10%	722,166	25.32%
Supplies	91,326	119,209	30.53%	102,966	-13.63%	210,065	104.01%
Equipment	129	8,177	6238.76%	0	-100.00%	22,109	-
Debt	0	0	-	0	-	0	-
Other	55,909	59,058	5.63%	61,370	3.91%	71,298	16.18%
TOTAL EXPENDITURES	\$2,965,300	\$3,091,488	4.26%	\$3,368,784	8.97%	\$4,475,399	32.85%
SURPLUS/DEFICIT	495,121	672,695	35.86%	432,027	-35.78%	(55,613)	-112.87%
OTHER SOURCES/USES							
Advances/Transfers In	242,939	279,051	14.86%	291,995	4.64%	388,797	33.15%
Advances/Transfers Out	0	1,000	-	0	-100.00%	0	-
All Other Financing Sources	36,550	3,000	-91.79%	142,850	4661.67%	24,756	-82.67%
Debt Service	0	0	-	0	-	0	-
NET SOURCES/USES	279,489	281,051	0.56%	434,845	54.72%	413,587	-4.89%
BEGINNING CASH	\$5,516,278	\$5,988,692	8.56%	\$6,590,282	10.05%	\$6,701,477	1.69%
ENDING CASH	\$6,290,888	\$6,942,438	10.36%	\$7,457,154	7.41%	\$7,059,451	-5.33%
ENCUMBRANCES	468,627	553,099	18.03%	\$938,525	69.68%	\$898,737	-4.24%
UNENCUMBERED CASH	\$5,822,261	\$6,389,339	9.74%	\$6,518,629	2.02%	\$6,160,714	-5.49%
% of Salaries to Revenue	49.04%	48.00%		51.34%		58.06%	
% of Benefits to Revenue	18.68%	17.50%		17.81%		20.00%	
Total to Revenue	67.71%	65.50%		69.15%		78.05%	
Days of Operating Cash	300.41	316.21		296.06		210.62	

Southeastern Local Schools
Clark County, Ohio

General Fund Financial History/Projection

12/31/2017

Percent of Fiscal Year Complete

41.67%

	2017-18 Projection	2017-18 FYTD Actual	FYTD %
REVENUE			
General Property (Real Estate)	\$2,582,964.00	\$1,104,850.00	42.77%
Tangible Personal Property	\$237,565.00	\$119,742.00	50.40%
Income Tax	\$1,003,265.00	\$556,639.00	55.48%
Unrestricted Grants-in-Aid	\$4,087,414.00	\$2,093,973.00	51.23%
Restricted Grants-in-Aid	\$62,412.00	\$32,451.00	51.99%
Restricted Grants-in-Aid - SFSF	\$0.00	\$0.00	#DIV/0!
Property Tax Allocation	\$385,961.00	\$195,931.00	50.76%
All Other Operating Revenue	\$659,251.00	\$316,200.00	47.96%
TOTAL	\$9,018,832.00	\$4,419,786.00	49.01%
EXPENDITURES			
Salaries & Wages	\$5,240,271.00	\$2,566,013.00	48.97%
Benefits	\$1,884,123.00	\$883,748.00	46.91%
Services	\$1,972,959.00	\$722,166.00	36.60%
Supplies	\$266,673.00	\$210,065.00	78.77%
Equipment	\$524,357.00	\$22,109.00	4.22%
Debt	\$0.00	\$0.00	#DIV/0!
Other	\$175,947.00	\$71,298.00	40.52%
TOTAL	\$10,064,330.00	\$4,475,399.00	44.47%
SURPLUS/(DEFICIT)	(\$1,045,498.00)	(\$55,613.00)	

Southeastern Local Schools
Explanation of Checks Over \$5,000

12/01/2017 - 12/31/2017

Check #	Vendor Name	Amount	Explanation
095504	RD Holder	\$18,187.28	Fuel for Bus Fleet
095517	20th Century Tours	\$5,700.00	Payment for Washington DC Trip
095527	Clark County ESC	\$79,092.39	Special Ed Cost
095532	Gilman Gear	\$5,300.00	Ramback Sled
095536	Greenon Local School District	\$18,206.48	Psychologist & Lunchroom Sup.
992712	Payroll	\$227,618.34	Payroll for December 5, 2017
992727	Payroll	\$235,104.13	Payroll for December 20, 2017
992735	Security National	\$13,444.00	2018 BWC prepayment
992736	Foundation	\$122,713.68	County Board, STRS/SERS, Community Schools, Open Enrollment, ect...
992739	UHC	\$87,383.51	January Health Insurance Payment

-- Options Summary --

Output file SM2M.TXT
Print options page? (Y,N) Y
Report heading SM2 December 31, 2017
Fiscal Year 2018
Beginning Month: 12
Ending Month: 12

BAT_SM2M executed by SE_BMCKEE on node MVECA0:: at 3-JAN-2018 20:18:38.00

DATE: 01/03/2018
 TIME: 20:18:38

FORM SM-2
 OHIO DEPARTMENT OF EDUCATION - OFFICE OF SCHOOL MANAGEMENT ASSISTANCE
 ANNUAL SPENDING PLAN (CURRENT OPERATION - GENERAL FUND ONLY - O.R.C. 5705.391)

PAGE: 1

SCHOOL DISTRICT: SOUTHEASTERN LOCAL SCHOOL

IRN # 046276 COUNTY: CLARK
 SM2 December 31, 2017

FISCAL YEAR: 2018 MONTH: 12

	MONTHLY ESTIMATE	MONTHLY ACTUAL	MONTHLY DIFFERENCE	FISCAL YTD ESTIMATE	FISCAL YTD ACTUAL	FISCAL YTD DIFFERENCE
REVENUES						
01.010 General Property (Real Estate)	0	0	0	0	1,104,850	1,104,850
01.020 Tangible Personal Property Tax	0	0	0	0	119,742	119,742
01.030 Income Tax	0	0	0	0	556,639	556,639
01.035 Unrestricted Grants-in-Aid	0	364,927	364,927	0	2,093,973	2,093,973
01.040 Restricted Grants-in-Aid	0	5,241	5,241	0	32,451	32,451
01.045 Restricted Grants-in-Aid - SFSF	0	0	0	0	0	0
01.050 Property Tax Allocation	0	0	0	0	195,931	195,931
01.060 All Other Operating Revenue	0	51,591	51,591	0	316,200	316,200
01.070 Total Revenue	0	421,759	421,759	0	4,419,786	4,419,786
OTHER FINANCING SOURCES						
02.010 Proceeds from Sale of Notes	0	0	0	0	0	0
02.020 State Emergency Loans & Advancements (Approved)	0	0	0	0	0	0
02.040 Operating Transfers-In	0	0	0	0	0	0
02.050 Advances-In	0	0	0	0	388,797	388,797
02.060 All Other Financing Sources	0	0	0	0	24,790	24,790
02.070 Total Other Financing Sources	0	0	0	0	413,587	413,587
02.080 Total Revenues and Other Financing Sources	0	421,759	421,759	0	4,833,373	4,833,373
EXPENDITURES						
03.010 Personal Services	0	432,904	432,904	0	2,566,013	2,566,013
03.020 Employees' Retirement/Insurance Benefits	0	147,465	147,465	0	883,748	883,748
03.030 Purchased Services	0	168,090	168,090	0	722,166	722,166
03.040 Supplies and Materials	0	28,015	28,015	0	210,065	210,065
03.050 Capital Outlay	0	0	0	0	22,109	22,109
03.060 Intergovernmental	0	0	0	0	0	0
04.010 Debt Service: All Principal (Historical)	0	0	0	0	0	0
04.020 Debt Service: Principal - Notes	0	0	0	0	0	0
04.030 Debt Service: Principal - State Loans	0	0	0	0	0	0
04.040 Debt Service: Principal - State Advancements	0	0	0	0	0	0
04.050 Debt Service: Principal - HB 264 Loans	0	0	0	0	0	0
04.055 Debt Service: Principal - Other	0	0	0	0	0	0
04.060 Debt Service: Interest and Fiscal Charges	0	0	0	0	0	0
04.300 Other Objects	0	4,780	4,780	0	71,298	71,298
04.500 Total Expenditures	0	781,254	781,254	0	4,475,399	4,475,399
OTHER FINANCING USES						
05.010 Operating Transfers - Out	0	0	0	0	0	0
05.020 Advances - Out	0	0	0	0	0	0
05.030 All Other Financing Uses	0	0	0	0	0	0
05.040 Total Other Financing Uses	0	0	0	0	0	0
05.050 Total Expenditure and Other Financing Uses	0	781,254	781,254	0	4,475,399	4,475,399
06.010 Excess Rev & Oth Financing Sources over(under) Exp &	0	359,495-	359,495-	0	357,974	357,974
07.010 Beginning Cash Balance	0	7,418,946	7,418,946	0	6,701,477	6,701,477
07.020 Ending Cash Balance	0	7,059,451	7,059,451	0	7,059,451	7,059,451
08.010 Outstanding Encumbrances	0	898,737	898,737	0	898,737	898,737

-- Options Summary --

Summary or Detail Report? (S,D) D
Output file: FINSUMM.TXT
Type: CSV
Print options page? (Y,N) Y
Generate FINDET report for comparison? (Y,N) Y
Sort options: FS
Include future encumbrance amounts? (Y,N) N
Include accounts with zero amounts? (Y,N) N
Include accounts which are no longer active? (Y,N,I) Y

BAT_FINSUM executed by SE_BMCKEE on node MVECA0:: at 3-JAN-2018 19:58:58.24

Date: 01/03/2018
 Time: 7:58 pm

SOUTHEASTERN LOCAL SCHOOL
 Financial Report by Fund/SCC

Fund #	Fund Description	FYTD Receipts	MTD Expenditures	FYTD Expenditures	Current Fund Balance	Current Encumbrances	Unencumbered Fund Balance	Bank Code	
001 0000	CASH CONTROL - GENERAL FUND	6,598,639.26	421,759.56	4,832,944.67	780,519.12	4,474,664.30	6,956,919.63	898,737.41	6,058,182.22
001 9018	Chromebook	0.00	0.00	426.00	735.00	735.00	309.00-	0.00	309.00-
001 9412	GENERAL SET ASIDE (5%)	102,837.52	0.00	0.00	0.00	0.00	102,837.52	0.00	102,837.52
003 0000	GENERAL INTEREST	1,152,944.19	4,755.24	40,771.67	0.00	0.00	1,193,715.86	0.00	1,193,715.86
003 9001	PERMANENT IMPROVEMENT VOTED	1,047,182.36-	15,219.80	136,187.25	4,605.00	266,712.50	1,177,707.61-	140,664.57	1,318,372.18-
003 9003	AUDITORIUM RENOVATION	848.38	0.00	0.00	0.00	0.00	848.38	0.00	848.38
006 0000	LUNCHROOM CASH CONTROL	702.00-	21,930.08	99,879.20	22,624.28	486,064.52	386,887.32-	87,726.01	474,613.33- 1
006 9017	Children's Hunger Alliance	702.00	0.00	0.00	0.00	0.00	702.00	0.00	702.00
018 9081	PRINCIPAL'S SUPPORT - MIAMI VIEW	1,734.75	0.00	0.00	0.00	151.83	1,582.92	0.00	1,582.92 1
018 9082	PRINCIPAL'S SUPPORT - HIGH SCHOOL	0.00	0.00	1,357.83	87.00	14,479.85	13,122.02-	819.51	13,941.53- 1
018 9281	MIDDLE SCHOOL PRINCIPAL'S SUPPORT	4,923.67	1,210.00	5,984.39	1,607.77	4,389.66	6,518.40	3,814.07	2,704.33
019 9091	MIAMI VIEW WORKROOM/LOUNGE	357.42	0.00	79.04	0.00	0.00	436.46	0.00	436.46 1
019 9092	TEACHER'S LOUNGE - HIGH SCHOOL	435.24	0.00	27.20	0.00	194.99	267.45	106.97	160.48
022 9012	Wellness Incentive	8,970.85	0.00	0.00	0.00	0.00	8,970.85	0.00	8,970.85
022 9013	Julia Salyers Memorial Fund	365.00	0.00	12.00	0.00	0.00	377.00	0.00	377.00
022 9014	Jerry South Memorial Fund	397.84	0.00	0.00	0.00	0.00	397.84	0.00	397.84

Date: 01/03/2018
 Time: 7:58 pm

SOUTHEASTERN LOCAL SCHOOL
 Financial Report by Fund/SCC

Fund #	Fund Description	FYTD Receipts	MTD Expenditures	FYTD Expenditures	Current Fund Balance	Current Encumbrances	Unencumbered Fund Balance	Bank Code	
022 9081	PRINCIPAL'S FUND/STAFF RECOGNITION	2,464.67-	0.00	51.34	0.00	1,431.37	3,844.70-	783.75	4,628.45-
022 9082	PRINCIPAL'S FUND/STAFF RECOGNITION	2,660.22	0.00	113.55	0.00	1,630.42	1,143.35	0.00	1,143.35
022 9208	2008 Section 125	7.15	0.00	19.02	0.00	0.00	26.17	0.00	26.17
022 9281	PRINCIPAL'S FUND/STAFF RECOGNITION	4,202.16-	0.00	0.00	783.75	1,108.44	5,310.60-	1,103.31	6,413.91-
027 0000	BWC Distribution Account	62,939.31	3,701.78	21,667.68	13,444.00	19,075.04	65,531.95	12,648.00	52,883.95
200 9000	Washington DC Trip	66.00	0.00	0.00	5,700.00	5,700.00	5,634.00-	0.00	5,634.00-
200 9013	Class of 2013	816.46	0.00	0.00	0.00	0.00	816.46	0.00	816.46
200 9014	Class of 2014	250.00	0.00	0.00	0.00	0.00	250.00	0.00	250.00
200 9015	Class of 2015	187.01	0.00	0.00	0.00	0.00	187.01	0.00	187.01
200 9016	Class of 2016	381.97	0.00	0.00	0.00	0.00	381.97	0.00	381.97
200 9017	Class of 2017	41.15	0.00	0.00	0.00	222.42	181.27-	75.00	256.27-
200 9018	Class of 2018	2,388.69	0.00	110.00	0.00	183.93	2,314.76	269.50	2,045.26
200 9019	Class of 2019	641.12-	0.00	2,287.25	150.00	2,634.29	988.16-	600.00	1,588.16-
200 9020	Class of 2020	461.87	110.00	110.00	0.00	0.00	571.87	0.00	571.87
200 9201	FUTURE FARMERS OF AMERICA	2,881.24	163.00	14,391.75	2,823.55	5,650.55	11,622.44	9,145.25	2,477.19
200 9202	FAMILIES CAREERS & COMMUNITY LEADERS OF AMERI	3,232.68	132.73	3,786.73	1,099.44	3,467.76	3,551.65	917.55	2,634.10

Date: 01/03/2018
 Time: 7:58 pm

SOUTHEASTERN LOCAL SCHOOL
 Financial Report by Fund/SCC

Fund #	Fund Description	FYTD Receipts	MTD Expenditures	FYTD Expenditures	Current Fund Balance	Current Encumbrances	Unencumbered Fund Balance	Bank Code
200 9203	FUTURE EDUCATORS OF AMERICA 119.74	0.00	0.00	0.00	119.74	0.00	119.74	
200 9205	NATIONAL HONOR SOCIETY 580.44	135.00	0.00	385.00	330.44	195.00	135.44	1
200 9206	STUDENT COUNCIL - HI SCHOOL 0.00	0.00	0.00	1,039.41	1,039.41-	171.05	1,210.46-	
200 9207	ACHIEVEMENT THRU TEAMWORK 668.01	0.00	0.00	0.00	668.01	0.00	668.01	
200 9208	Spanish Club 329.02	0.00	0.00	0.00	329.02	0.00	329.02	
200 9210	SPIRIT CLUB 1,708.82	800.00	0.00	0.00	2,508.82	12.00	2,496.82	
200 9215	LAND LAB 264.28	0.00	0.00	0.00	264.28	0.00	264.28	
200 9216	MIAMI VIEW MIDDLE SCHOOL STUDENT COUNCIL 5,159.81	391.95	0.00	1,160.54	4,391.22	81.00	4,310.22	1
200 9217	Jr. High Student Council 5,438.17	0.00	0.00	0.00	5,438.17	0.00	5,438.17	
200 9222	S.A.D.D. CASH 206.74	0.00	0.00	0.00	206.74	0.00	206.74	
200 9225	H2O HELP TO OTHERS 1,060.87	35.95	0.00	0.00	1,096.82	0.00	1,096.82	
200 9226	Art Club 1,788.16	0.00	0.00	0.00	1,788.16	0.00	1,788.16	
300 0000	STUDENT PARTICIPATION FEES 419.82-	0.00	0.00	0.00	419.82-	0.00	419.82-	
300 9302	BAND 9,792.48	0.00	0.00	0.00	9,792.48	110.00	9,682.48	
300 9303	CHEERLEADERS - HI SCHOOL 3,839.27	1,148.00	0.00	8,990.70	4,003.43-	797.85	4,801.28-	
300 9304	CHOIR - HI SCHOOL 730.43	0.00	0.00	0.00	730.43	0.00	730.43	

Date: 01/03/2018
 Time: 7:58 pm

SOUTHEASTERN LOCAL SCHOOL
 Financial Report by Fund/SCC

Fund #	Fund Description	FYTD Receipts	MTD Expenditures	FYTD Expenditures	Current Fund Balance	Current Encumbrances	Unencumbered Fund Balance	Bank Code
300 9305	DRAMA - HI SCHOOL 9,886.08	0.00	0.00	2,320.58	7,565.50	1,152.26	6,413.24	
300 9306	Bowling Club 3,010.15-	0.00	1,320.00	1,320.00	4,330.15-	520.00	4,850.15-	
300 9308	TROJAN TIMES 1.66	0.00	0.00	0.00	1.66	0.00	1.66	
300 9309	YEARBOOK 5,096.11-	100.00	0.00	2,759.09	6,930.20-	0.00	6,930.20-	
300 9312	Wrestling Club 321.34-	406.00	610.00	9,706.00	3,086.49-	1,200.00	4,286.49-	
300 9313	CHEERLEADERS - MIAMI VIEW 879.09	0.00	0.00	2,531.50	558.15	0.00	558.15	
300 9320	ATHLETICS - HI SCHOOL 22,340.67	11,102.00	11,681.63	55,951.55	12,290.92	22,449.09	10,158.17-	1
300 9330	ATHLETICS MIAMI VIEW 214.26	1,613.00	990.00	5,949.82	780.56-	2,775.38	3,555.94-	1
450 9407	SCHOOLNET 0.01	0.00	0.00	0.00	0.01	0.00	0.01	
451 9018	Public Schools Connectivity 0.00	0.00	2,588.53	2,588.53	111.47	0.00	111.47	
459 9903	OHIO READS GRANT 300.00	0.00	0.00	0.00	300.00	0.00	300.00	
459 9905	OHIO READS 2,000.00	0.00	0.00	0.00	2,000.00	0.00	2,000.00	
461 9018	VOC ED ENHANCEMENTS 0.00	337.80	340.96	1,363.84	347.28-	0.00	347.28-	
499 9014	Early Literacy Grant 7,805.06	0.00	0.00	0.00	7,805.06	0.00	7,805.06	
499 9017	Parent Mentor Services 0.00	0.00	0.00	1,000.00	0.00	0.00	0.00	
499 9018	FY18 Parent Mentor 0.00	3,000.00	2,500.00	9,500.00	2,500.00-	15,500.00	18,000.00-	

Date: 01/03/2018
 Time: 7:58 pm

SOUTHEASTERN LOCAL SCHOOL
 Financial Report by Fund/SCC

Fund #	Fund Description	FYTD Receipts	MTD Expenditures	FYTD Expenditures	Current Fund Balance	Current Encumbrances	Unencumbered Fund Balance	Bank Code
499 9107	Project Lead the Way 0.45	0.00	0.00	0.00	0.45	0.00	0.45	
499 9900	BUILDING INCENTIVE 128.59	0.00	0.00	0.00	128.59	0.00	128.59	
516 9602	TITLE IV-B 2002 0.56	0.00	0.00	0.00	0.56	0.00	0.56	
516 9617	IDEA PART B 6,790.61	13,352.90	0.00	20,143.51	0.00	0.00	0.00	
516 9618	IDEA PART B 0.00	43,047.42	12,204.13	55,339.00	12,291.58-	0.00	12,291.58-	
572 9216	TITLE I 0.00	0.00	2,676.75-	0.00	0.00	0.00	0.00	
572 9217	TITLE I 10,080.63	12,532.35	0.00	22,612.98	0.00	0.00	0.00	
572 9218	TITLE I 0.00	36,201.11	13,171.02	49,553.43	13,352.32-	12,107.89	25,460.21-	
573 9302	TITLE VI-INNOVATIVE 1.00	0.00	0.00	0.00	1.00	0.00	1.00	
590 9018	IMPROVING TCHR QUALITY 0.00	11,271.78	3,757.26	15,029.04	3,757.26-	0.00	3,757.26-	
599 9017	MISC. FED. GRANT 0.00	0.00	0.00	3,787.00	3,787.00-	0.00	3,787.00-	
599 9018	Title IV-A Student Support & Academic Enrichm 0.00	1,197.00	125.00	1,322.00	125.00-	1,417.00	1,542.00-	
GRAND TOTALS:		577,728.30	880,790.69	5,562,850.39	6,767,664.46	1,215,899.42	5,551,765.04	

-- Options Summary --

Output file: CHEKPY.TXT
Print options page? (Y,N) Y
Sort options: C
Check types to select. (D,I,M,P,R,T,W): W,P,R,M
Print vendor from PO or check. (P,C): P
Date Selection From: 12/01/2017
To: 12/31/2017
Summary or Detail report? (S,D) S
Single or Double space summary report? (S,D) S
Include or Exclude the following vendors?(I,E) I

BAT_CHEKPY executed by SE_BMCKEE on node MVECA0:: at 3-JAN-2018 19:56:34.34

SOUTHEASTERN LOCAL SCHOOL
 SORT BY CHECK NUMBER
 CHECK DATES BETWEEN 12/01/2017 AND 12/31/2017
 WARRANT, REFUND, MEMO, PAYROLL CHECKS

CHECK	TYPE	DATE	VENDOR	VENDOR	STATUS/DATE	BANK CODE	CHECK AMOUNT
095475	W	12/05/2017	OPAI	034510	RECONCILED:12/31/2017		360.00
095476	W	12/08/2017	AQUA-FALLS GLACIER MOUNTAIN	030172	RECONCILED:12/31/2017		19.80
095477	W	12/08/2017	AMERITECH	010200	RECONCILED:12/31/2017		660.89
095478	W	12/08/2017	Bellefontaine City Schools	035131	RECONCILED:12/31/2017		275.00
095479	W	12/08/2017	BRAD MCKEE	032373	RECONCILED:12/31/2017		115.60
095480	W	12/08/2017	Flagway House	030851	RECONCILED:12/31/2017		247.73
095481	W	12/08/2017	David Diaz	034412		1	65.00
095482	W	12/08/2017	De Lage Landen	034335	RECONCILED:12/31/2017		1,806.00
095483	W	12/08/2017	Derick Williams	035004	RECONCILED:12/31/2017	1	65.00
095484	W	12/08/2017	Detty Family Barbecue & Grub D.B. Yummers	032977	RECONCILED:12/31/2017		990.00
095485	W	12/08/2017	Faith Barclay	035058	RECONCILED:12/31/2017	1	25.00
095486	W	12/08/2017	FCCLA, Inc.	034464	RECONCILED:12/31/2017	1 (Multi-bank check)	435.00
095487	W	12/08/2017	Fisher Auto Parts	035134	RECONCILED:12/31/2017		165.35
095488	W	12/08/2017	Gem City Tire	033016	RECONCILED:12/31/2017		914.53
095489	W	12/08/2017	GORDON FOOD SERVICE	014629	RECONCILED:12/31/2017	1	526.46
095490	W	12/08/2017	Greg Bonifay	033964	RECONCILED:12/31/2017		200.00
095491	W	12/08/2017	H. W. MANN & SONS	007650	RECONCILED:12/31/2017		280.00
095492	W	12/08/2017	B2B Computer Products LLC DBA: ITSavvy	034144	RECONCILED:12/31/2017		4,605.00
095493	W	12/08/2017	John Christian	034001	RECONCILED:12/31/2017	1	100.00
095494	W	12/08/2017	Joseph Ross	035011	RECONCILED:12/31/2017	1	65.00
095495	W	12/08/2017	Larry Ray	035128	RECONCILED:12/31/2017	1	60.00
095496	W	12/08/2017	LOWE'S LUMBER	007430	RECONCILED:12/31/2017		961.41
095497	W	12/08/2017	Mabe's Clothing & Athletic Apparel	033747	RECONCILED:12/31/2017	1	683.50
095498	W	12/08/2017	MILLER'S TEXTILE SERVICES	012700	RECONCILED:12/31/2017		55.00
095499	W	12/08/2017	Nancy Holt	034684	RECONCILED:12/31/2017		1,000.00
095500	W	12/08/2017	NATIONAL FFA ORGANIZATION	008762	RECONCILED:12/31/2017		61.00
095501	W	12/08/2017	Nickles Bakery of Ohio	035077	RECONCILED:12/31/2017	1	47.73
095502	W	12/08/2017	Nikki Ankeney	035052	RECONCILED:12/31/2017	1	12.00
095503	W	12/08/2017	Olde Man Granola	034723	RECONCILED:12/31/2017		370.80
095504	W	12/08/2017	R.D. Holder Oil Co., Inc.	033005	RECONCILED:12/31/2017		18,187.28
095505	W	12/08/2017	Ranbow Resource Cneter	035036	RECONCILED:12/31/2017		61.54
095506	W	12/08/2017	REITER DAIRY	010970	RECONCILED:12/31/2017	1	243.25
095507	W	12/08/2017	Rick Chimento	033010	RECONCILED:12/31/2017	1	60.00
095508	W	12/08/2017	Ryan Wallace	035130	RECONCILED:12/31/2017	1	40.00
095509	W	12/08/2017	SHOEMAKER'S HOME CENTER	011950	RECONCILED:12/31/2017		329.55
095510	W	12/08/2017	Steve Scott	032577	RECONCILED:12/31/2017	1	120.00
095511	W	12/08/2017	UNIVERSAL LETTERING CO	032315	RECONCILED:12/31/2017		24.00
095512	W	12/08/2017	W. R. HACKETT INC.,	005223	RECONCILED:12/31/2017	1	540.62
095513	W	12/08/2017	Wilson Sims	034696	RECONCILED:12/31/2017	1	60.00
095514	W	12/08/2017	YELLOW SPRINGS HIGH SCHOOL ATHLETIC DEPT	014715		1	200.00
095515	W	12/12/2017	Champions Center	035136	RECONCILED:12/31/2017		150.00
095516	W	12/12/2017	LITTLE CAESARS	007347	RECONCILED:12/31/2017	1	50.00
095517	W	12/15/2017	20TH CENTURY TOURS	031423			5,700.00
095518	W	12/15/2017	Al Able Pest Doctors	034985	RECONCILED:12/31/2017	(Multi-bank check)	55.00
095519	W	12/15/2017	Arthur J Gallagher Risk Management Services, Inc.	033840	RECONCILED:12/31/2017		582.00
095520	W	12/15/2017	BERNER SCREEN PRINT	001355	RECONCILED:12/31/2017		114.00
095521	W	12/15/2017	Brad Aleshire	034998	RECONCILED:12/31/2017	1	80.00

SOUTHEASTERN LOCAL SCHOOL
 SORT BY CHECK NUMBER
 CHECK DATES BETWEEN 12/01/2017 AND 12/31/2017
 WARRANT, REFUND, MEMO, PAYROLL CHECKS

CHECK	TYPE	DATE	VENDOR	VENDOR	STATUS/DATE	BANK CODE	CHECK AMOUNT
095522	W	12/15/2017	Burleson Law Offices, LLC	033353	RECONCILED:12/31/2017		1,947.61
095523	W	12/15/2017	CARDINAL BUS SALES & SERVICE	011859	RECONCILED:12/31/2017		245.36
095524	W	12/15/2017	Centurylink Business Services	031172	RECONCILED:12/31/2017		20.76
095525	W	12/15/2017	City Electric Supply	033985	RECONCILED:12/31/2017		5.96
095526	W	12/15/2017	Christopher Sticka	035139	RECONCILED:12/31/2017	1	80.00
095527	W	12/15/2017	CLARK COUNTY EDUCATIONAL SERVICE CENTER	002300	RECONCILED:12/31/2017		79,092.39
095528	W	12/15/2017	DICK BLICK CO.	001387	RECONCILED:12/31/2017		3,070.85
095529	W	12/15/2017	ESC of Central Ohio	034481	RECONCILED:12/31/2017		125.00
095530	W	12/15/2017	Fisher Auto Parts	035134	RECONCILED:12/31/2017		70.74
095531	W	12/15/2017	Genuine Parts Co. DBA NAPA AUTO PARTS	012600	RECONCILED:12/31/2017		199.98
095532	W	12/15/2017	Gilman Gear	035133	RECONCILED:12/31/2017	1	5,300.00
095533	W	12/15/2017	Global Gov't Eduction Solution Attn: Jack Gephart	004948		1	142.00
095534	W	12/15/2017	GORDON FOOD SERVICE	014629	RECONCILED:12/31/2017	1	2,120.27
095535	W	12/15/2017	Great Lakes Biomedical LTD	034176	RECONCILED:12/31/2017		255.00
095536	W	12/15/2017	Greenon Local School District	034028	RECONCILED:12/31/2017	1 (Multi-bank check)	18,206.48
095537	W	12/15/2017	HART INDUSTRIES, INC.	001008			52.52
095538	W	12/15/2017	IXL Math	035126	RECONCILED:12/31/2017		1,950.00
095539	W	12/15/2017	J D EQUIPMENT, INC	009944	RECONCILED:12/31/2017		373.00
095540	W	12/15/2017	Jason Meeks	034990	RECONCILED:12/31/2017	1	100.00
095541	W	12/15/2017	KEITH SMITH	012180		1	65.00
095542	W	12/15/2017	Keith Wheatcraft	033581		1	65.00
095543	W	12/15/2017	KINCAIDS	006764	RECONCILED:12/31/2017		75.00
095544	W	12/15/2017	MADISON/CHAMPAIGN ESC Attn: Scott Howell	002124	RECONCILED:12/31/2017		1,391.63
095545	W	12/15/2017	Mansker Enterprises Solutions	033435	RECONCILED:12/31/2017		159.00
095546	W	12/15/2017	Mark Dobbs	035140	RECONCILED:12/31/2017	1	65.00
095547	W	12/15/2017	Matthew Cook	035141	RECONCILED:12/31/2017	1	65.00
095548	W	12/15/2017	MELISSA HUNTER	031146	RECONCILED:12/31/2017		7.00
095549	W	12/15/2017	MILLER'S TEXTILE SERVICES	012700	RECONCILED:12/31/2017		55.00
095550	W	12/15/2017	MVECA	008305	RECONCILED:12/31/2017		3,295.20
095551	W	12/15/2017	Nickles Bakery of Ohio	035077	RECONCILED:12/31/2017	1	64.07
095552	W	12/15/2017	OHIO DEPARTMENT OF JOB AND FAMILY SERVICESS	010250	RECONCILED:12/31/2017		9.94
095553	W	12/15/2017	PEPSI COLA CO.	010375	RECONCILED:12/31/2017	1	179.52
095554	W	12/15/2017	RANDY DELANEY	020510	RECONCILED:12/31/2017	1	102.80
095555	W	12/15/2017	Ray Naylor	034041	RECONCILED:12/31/2017	1	65.00
095556	W	12/15/2017	REITER DAIRY	010970	RECONCILED:12/31/2017	1	514.85
095557	W	12/15/2017	Rich Fisher	032786	RECONCILED:12/31/2017	1	65.00
095558	W	12/15/2017	RODNEY GETZ	012922			60.00
095559	W	12/15/2017	Rudy's Smokehouse	034523	RECONCILED:12/31/2017		783.75
095560	W	12/15/2017	SHOEMAKER'S GROCERY	011900	RECONCILED:12/31/2017		246.47
095561	W	12/15/2017	STAPLES, INC ATTN:GRANT SMITH #115	031888	RECONCILED:12/31/2017		7.77
095562	W	12/15/2017	STARR TROPHY AND AWARDS	002199	RECONCILED:12/31/2017	1	443.50
095563	W	12/15/2017	THYSSENKRUPP ELEVATOR CORP	005544	RECONCILED:12/31/2017		450.00
095564	W	12/15/2017	TODD CHARLES	032089	RECONCILED:12/31/2017	1	140.00
095565	W	12/15/2017	Dave Yost	032648	RECONCILED:12/31/2017		389.50

SOUTHEASTERN LOCAL SCHOOL
 SORT BY CHECK NUMBER
 CHECK DATES BETWEEN 12/01/2017 AND 12/31/2017
 WARRANT, REFUND, MEMO, PAYROLL CHECKS

CHECK	TYPE	DATE	VENDOR	VENDOR	STATUS/DATE	BANK CODE	CHECK AMOUNT
095566	W	12/15/2017	Auditor of State Treasurer of State Department of Admin Services	034981	RECONCILED:12/31/2017		60.00
095567	W	12/15/2017	TREASURER OF STATE OF OHIO OHIO DEPT OF COMMERCE	013053	RECONCILED:12/31/2017		530.50
095568	W	12/15/2017	Troy High School	035135		1	70.00
095569	W	12/15/2017	VECTREN ENERGY DELIVERY	003350	RECONCILED:12/31/2017		769.36
095570	W	12/15/2017	VICTORY LANES BOWLING	013378	RECONCILED:12/31/2017		1,320.00
095571	W	12/15/2017	W. R. HACKETT INC.,	005223	RECONCILED:12/31/2017	1	1,569.59
095572	W	12/15/2017	WILL W. FISHER & SON CO.	004444	RECONCILED:12/31/2017		1,322.25
095573	W	12/15/2017	Wilson Sims	034696	RECONCILED:12/31/2017	1	40.00
095574	W	12/21/2017	Al Able Pest Doctors	034985	RECONCILED:12/31/2017	(Multi-bank check)	305.00
095575	W	12/21/2017	Alex Brouhard	035020	RECONCILED:12/31/2017	1	30.00
095576	W	12/21/2017	Andrew Lytle	034351	RECONCILED:12/31/2017	1	60.00
095577	W	12/21/2017	BARNES & NOBLE	031335	RECONCILED:12/31/2017		226.30
095578	W	12/21/2017	Brian Redish	033877	RECONCILED:12/31/2017	1	80.00
095579	W	12/21/2017	BSN Sports	034171	RECONCILED:12/31/2017	1	1,935.33
095580	W	12/21/2017	CARDINAL BUS SALES & SERVICE	011859	RECONCILED:12/31/2017		211.32
095581	W	12/21/2017	CARRIE Henry	031811	RECONCILED:12/31/2017		346.68
095582	W	12/21/2017	Christopher Clay	034535	RECONCILED:12/31/2017	1	65.00
095583	W	12/21/2017	Christopher Dodd	034399		1	65.00
095584	W	12/21/2017	CLARK COUNTY EDUCATIONAL SERVICE CENTER	002300	RECONCILED:12/31/2017		365.18
095585	W	12/21/2017	DAYTON POWER AND LIGHT COMPANY	032183			4,430.02
095586	W	12/21/2017	Direct Energy Business Marketing, LLC	034790			1,521.25
095587	W	12/21/2017	ESC of Cuyahoga County	035129	RECONCILED:12/31/2017		85.00
095588	W	12/21/2017	Glazier Clinic, The	033690	RECONCILED:12/31/2017	1	479.00
095589	W	12/21/2017	GORDON FOOD SERVICE	014629	RECONCILED:12/31/2017	1	2,105.76
095590	W	12/21/2017	Great Lakes Biomedical LTD	034176	RECONCILED:12/31/2017		255.00
095591	W	12/21/2017	Holly McCombs	033768	RECONCILED:12/21/2017		174.76
095592	W	12/21/2017	John Christian	034001		1	100.00
095593	W	12/21/2017	John Lemon	032783		1	30.00
095594	W	12/21/2017	Jose Travis	034839	RECONCILED:12/31/2017	1	65.00
095595	W	12/21/2017	Kimberly Wildman Dance Loft Plus, LLC	035125			275.00
095596	W	12/21/2017	Larry Ray	035128	RECONCILED:12/31/2017	1	60.00
095597	W	12/21/2017	Michael Seagraves	035143		1	80.00
095598	W	12/21/2017	MILLER'S TEXTILE SERVICES	012700	RECONCILED:12/31/2017		102.36
095599	W	12/21/2017	MONTGOMERY CO EDUCATIONAL SERVICE CENTER	008600	RECONCILED:12/31/2017		2,989.74
095600	W	12/21/2017	Nancy Holt	034684	RECONCILED:12/21/2017		1,500.00
095601	W	12/21/2017	NATIONAL FFA ORGANIZATION	008762			55.50
095602	W	12/21/2017	REITER DAIRY	010970	RECONCILED:12/31/2017	1	345.47
095603	W	12/21/2017	SCHOOLPRIDE	032340		1	3,450.00
095604	W	12/21/2017	STARR TROPHY AND AWARDS	002199		1	193.50
095605	W	12/21/2017	Stoller Fundraising	035047		1	679.44
095606	W	12/21/2017	Thomas Geyer	032741	RECONCILED:12/31/2017	1	60.00
095607	W	12/21/2017	W. R. HACKETT INC.,	005223	RECONCILED:12/31/2017	1	50.80
095608	W	12/21/2017	WESTWATER SPLY, INC.	020599	RECONCILED:12/31/2017		16.02
095609	W	12/21/2017	Wilson Sims	034696	RECONCILED:12/31/2017	1	40.00

Date: 01/03/2018
 Time: 7:56 pm

SOUTHEASTERN LOCAL SCHOOL
 SORT BY CHECK NUMBER
 CHECK DATES BETWEEN 12/01/2017 AND 12/31/2017
 WARRANT, REFUND, MEMO, PAYROLL CHECKS

Page: 4
 (CHEKPY)

CHECK	TYPE	DATE	VENDOR	VENDOR	STATUS/DATE	BANK CODE	CHECK AMOUNT
095610	W	12/21/2017	Xenia City School District	034995			275.00
095611	W	12/28/2017	Alex Brouhard	035020		1	40.00
095612	W	12/28/2017	Brad Aleshire	034998		1	80.00
095613	W	12/28/2017	Brady Baker	035144		1	80.00
095614	W	12/28/2017	Christopher Sticka	035139		1	80.00
095615	W	12/28/2017	Global Gov't Eduction Solution Attn: Jack Gephart	004948			735.00
095616	W	12/28/2017	Ken McMahon	034548		1	65.00
095617	W	12/28/2017	Kyle Maust	034534		1	65.00
095618	W	12/28/2017	Kyle Morris	034413		1	40.00
095619	W	12/28/2017	Lee Whitaker	034954		1	65.00
095620	W	12/28/2017	Lincoln Weaver	032982		1	65.00
095621	W	12/28/2017	Schoolsin.com	034382			268.18
095622	W	12/28/2017	Stephen Deroads	034213		1	65.00
095623	W	12/28/2017	Tom Lehman	034045		1	65.00
992712	C	12/05/2017	PAYROLL	900005	RECONCILED:12/31/2017	(Multi-bank check)	227,618.34
992727	C	12/20/2017	PAYROLL	900005	RECONCILED:12/31/2017	(Multi-bank check)	235,104.13
992728	M	12/05/2017	SECURITY NATIONAL BANK	900042			544.23
992729	M	12/05/2017	PAYROLL	900005		(Multi-bank check)	4,804.70
992730	M	12/05/2017	RETIREMENT STRS	900001			2,110.15
992731	M	12/05/2017	RETIREMENT SERS	900002			296.49
992732	M	12/20/2017	PAYROLL	900005		(Multi-bank check)	4,986.14
992733	M	12/20/2017	RETIREMENT STRS	900001			2,110.15
992734	M	12/20/2017	RETIREMENT SERS	900002			296.49
992735	M	12/29/2017	SECURITY NATIONAL BANK	900042			13,444.00
992736	M	12/29/2017	FOUNDATION	900014		(Multi-bank check)	122,713.68
992737	M	12/29/2017	SECURITY NATIONAL BANK	900042			100.00
992739	M	12/29/2017	EPC-Self-Funded Medical Plan	900052		1 (Multi-bank check)	87,383.51
992740	M	12/29/2017	EPC Dental/Vision Benefit Plan Dental Plan	900053		(Multi-bank check)	4,836.16
992741	M	12/29/2017	EPC-Dental/Vision Benefit Plan Vision Plan	900054		(Multi-bank check)	1,258.00
992742	M	12/29/2017	Sun Life Assurance Company of Canada	900055		(Multi-bank check)	360.00
992743	M	12/11/2017	SECURITY NATIONAL BANK	900042		1	1.25
992744	M	12/31/2017	CORRECTING ENTRY	900038			0.00
V VOIDED CHECKS			0	CHECK TOTALS	0.00		
R RECONCILED CHECKS			117	CHECK TOTALS	637,831.33		
W WARRANT CHECKS			149	CHECK TOTALS	194,396.27		
M MEMO CHECKS			16	CHECK TOTALS	245,244.95		
B REFUND CHECKS			0	CHECK TOTALS	0.00		
I INVESTMENT CHECKS			0	CHECK TOTALS	0.00		
T TRANSFER CHECKS			0	CHECK TOTALS	0.00		
D DISTRIBUTION CHECKS			0	CHECK TOTALS	0.00		
C PAYROLL CHECKS			2	CHECK TOTALS	462,722.47		
MISSING CHECKS			0				
** TOTAL CHECKS (LESS VOIDED)			167	** TOTAL NET	902,363.69		
*** TOTAL CHECKS WRITTEN			167	*** GRAND TOTALS	902,363.69		