

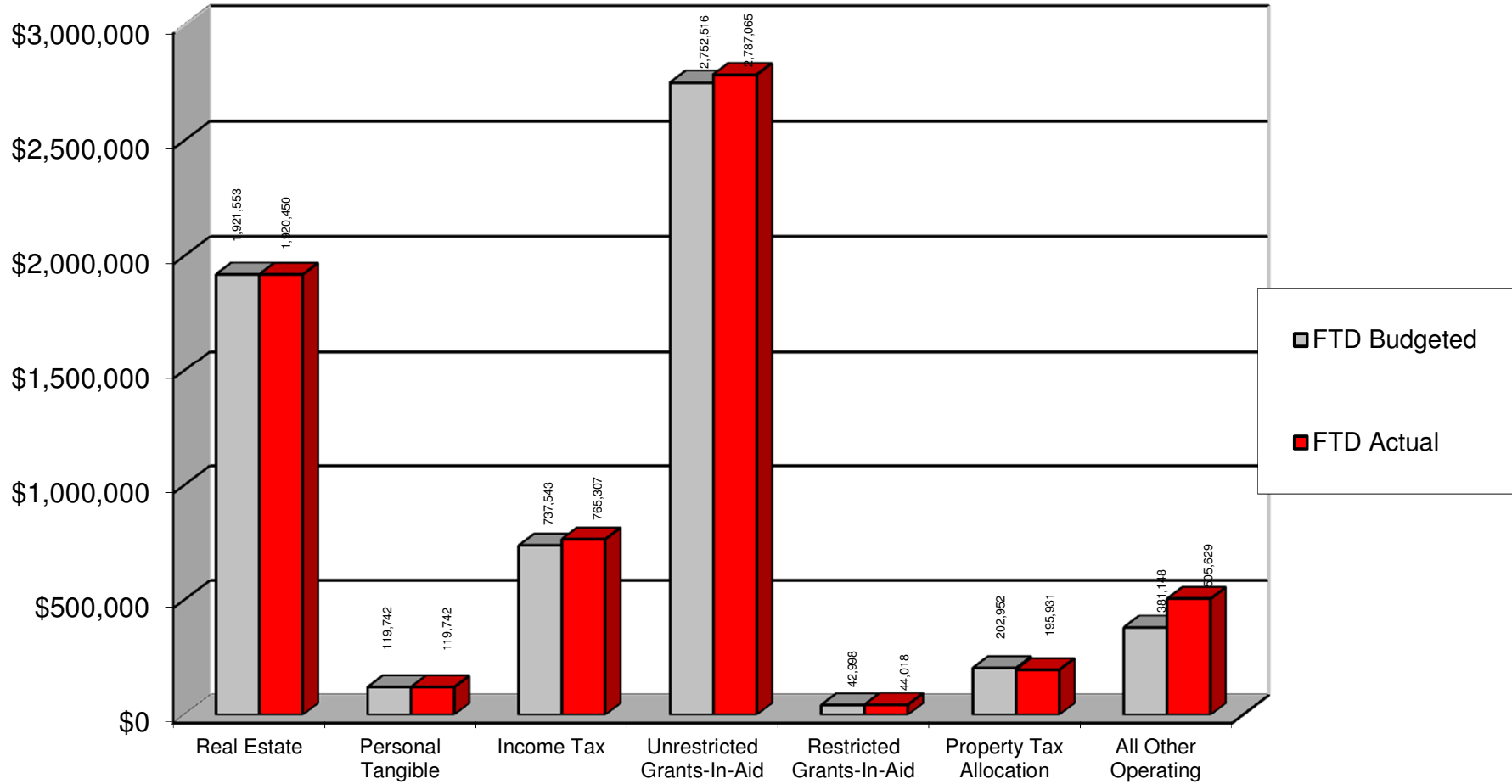
**SOUTHEASTERN LOCAL SCHOOL DISTRICT**

**FINANCIAL REPORT**

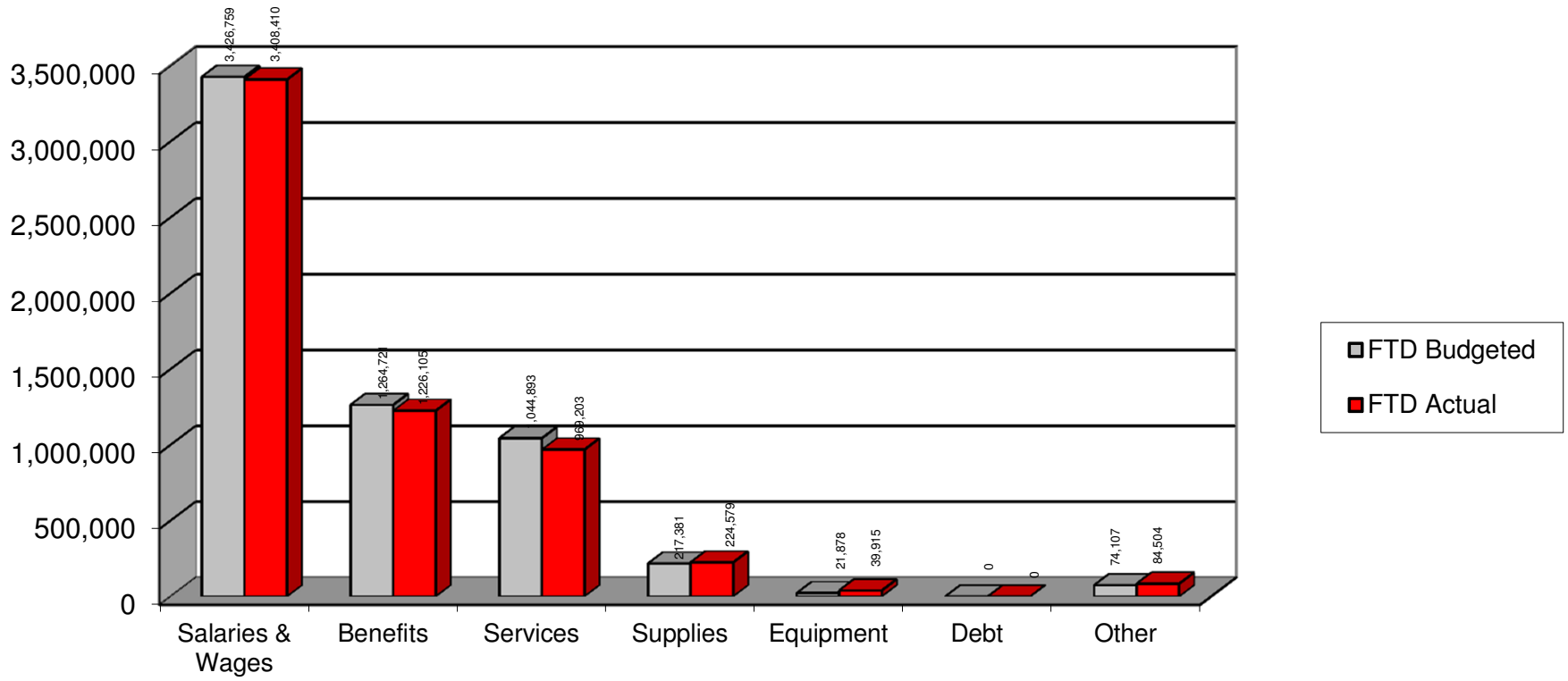
**02/28/2018**



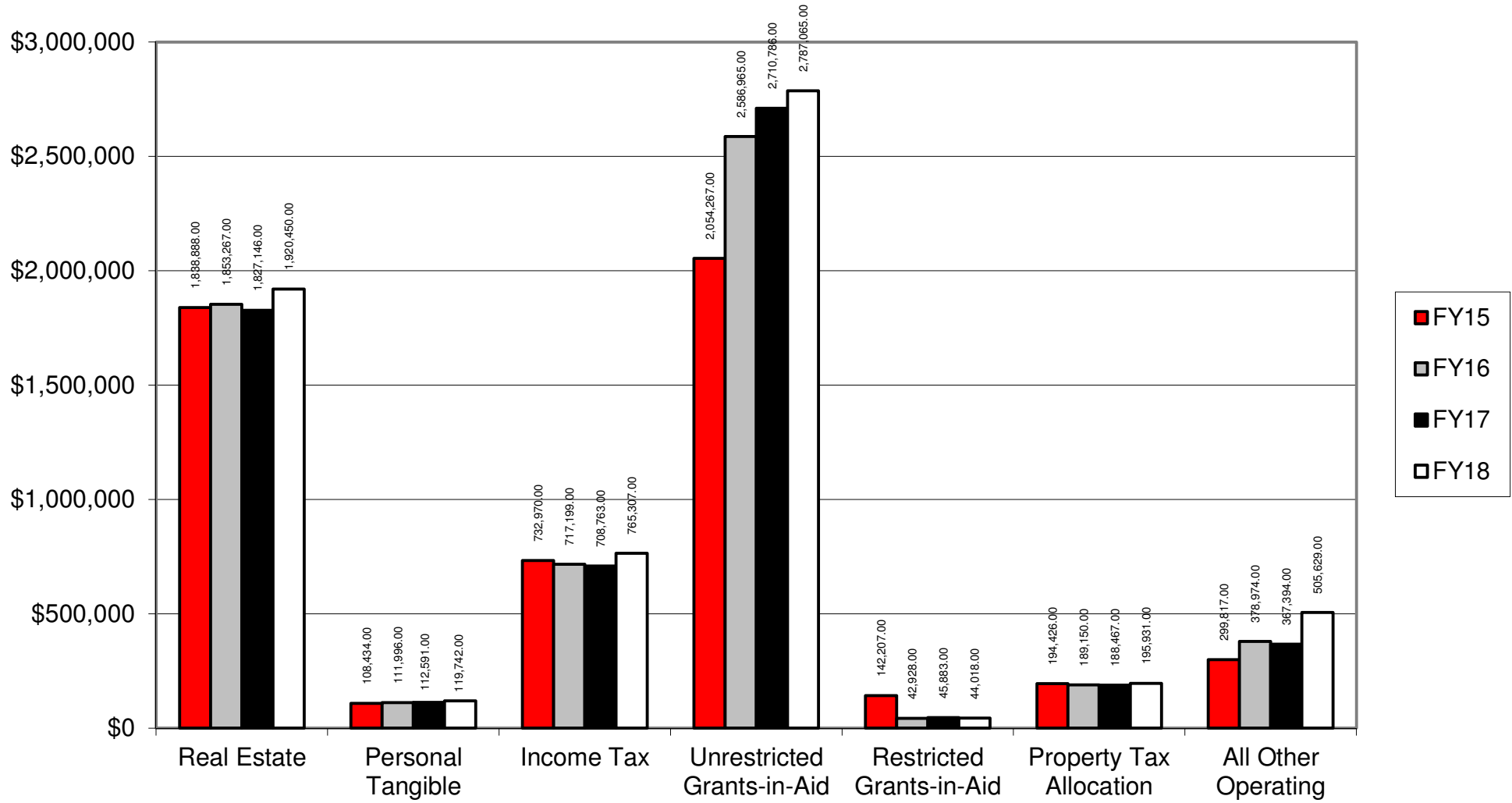
# FTD BUDGETED vs. FTD ACTUAL



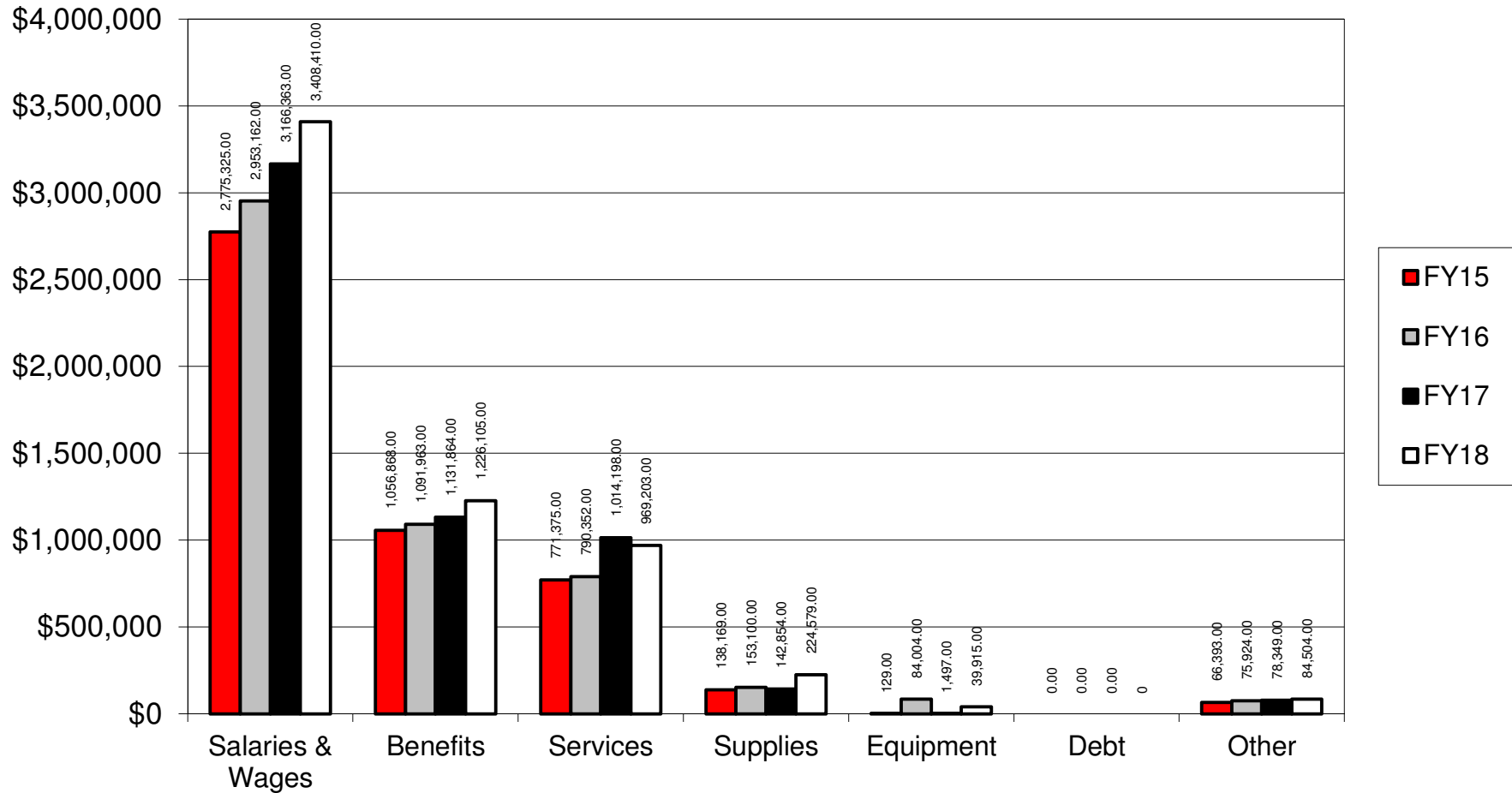
## FTD BUDGETED vs. FTD ACTUAL



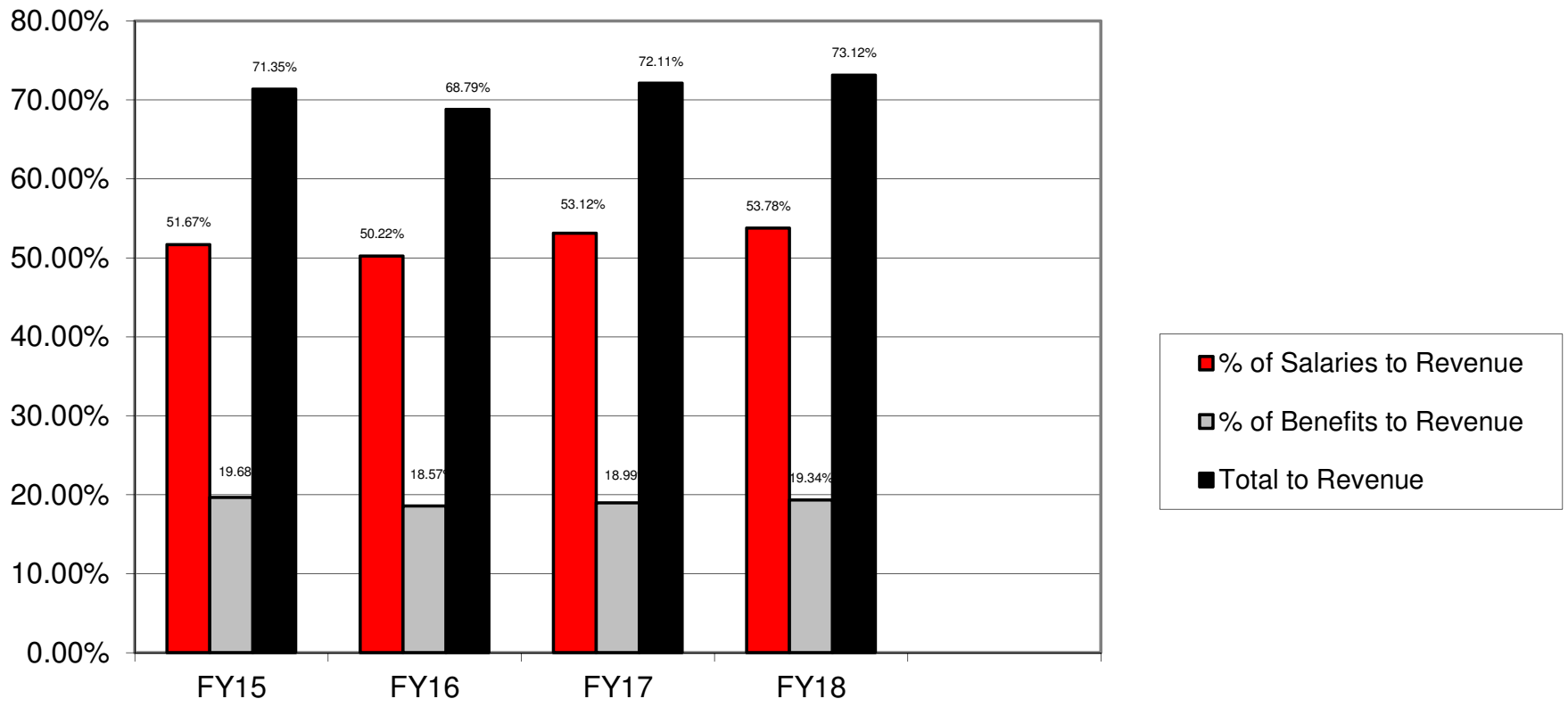
# HISTORICAL REVENUE



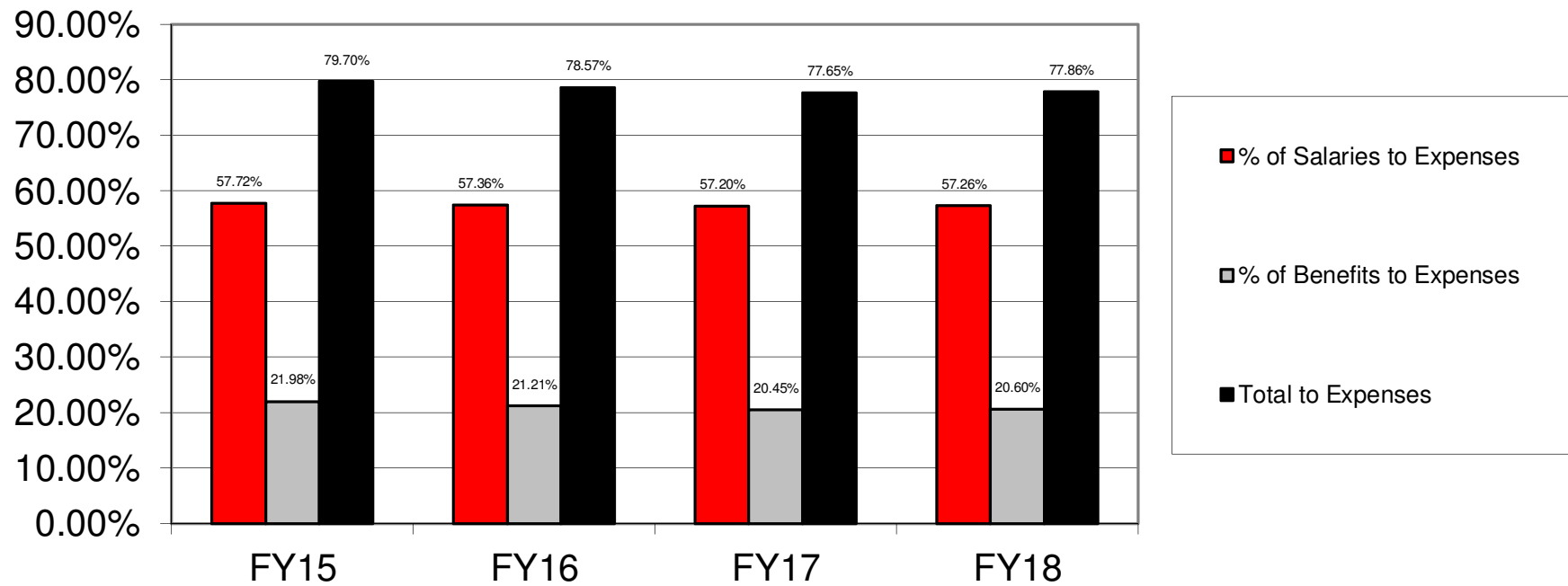
# HISTORICAL EXPENDITURES



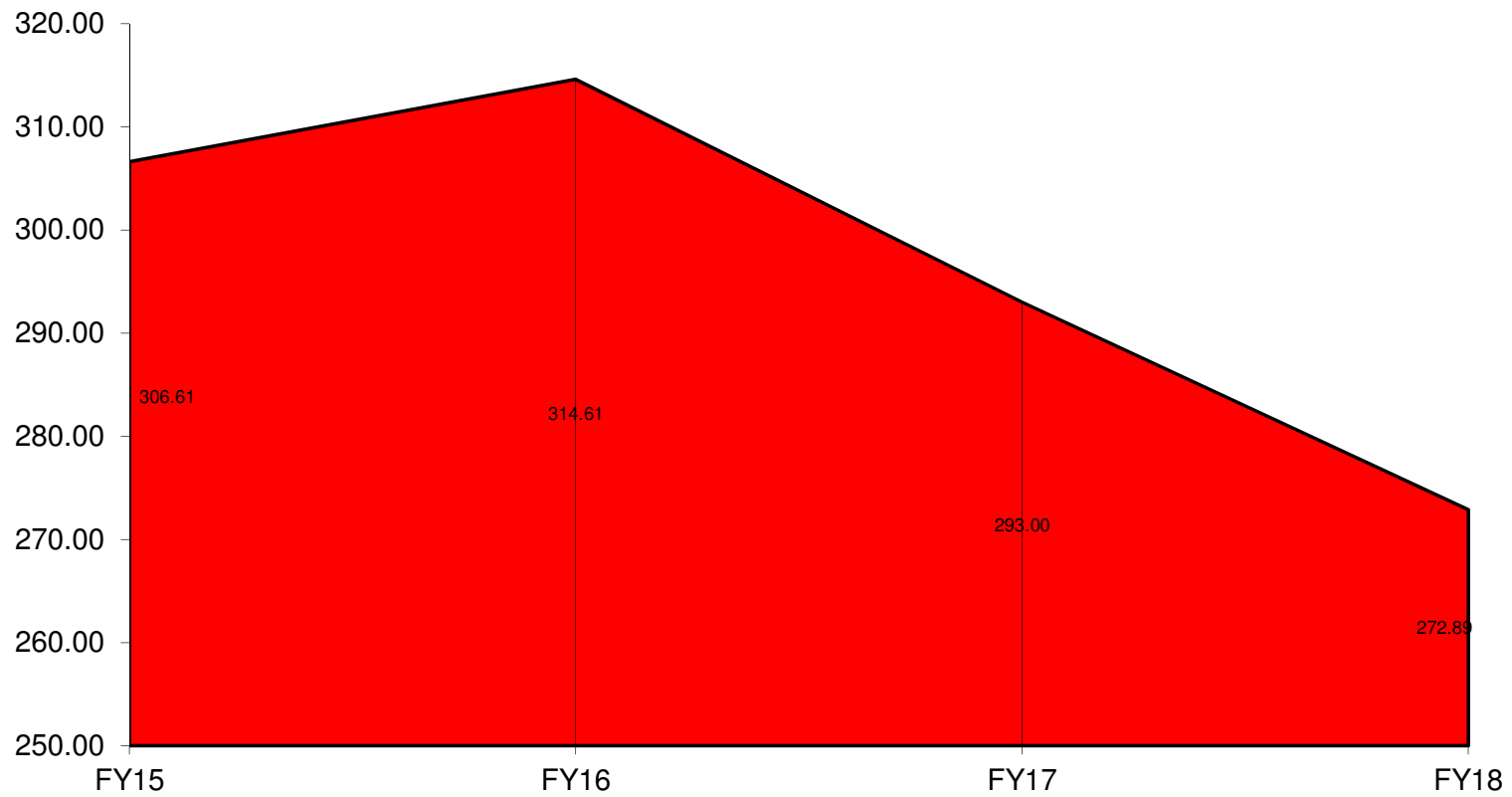
## % OF SALARIES AND BENEFITS TO REVENUE



## % OF SALARIES AND BENEFITS TO EXPENDITURES

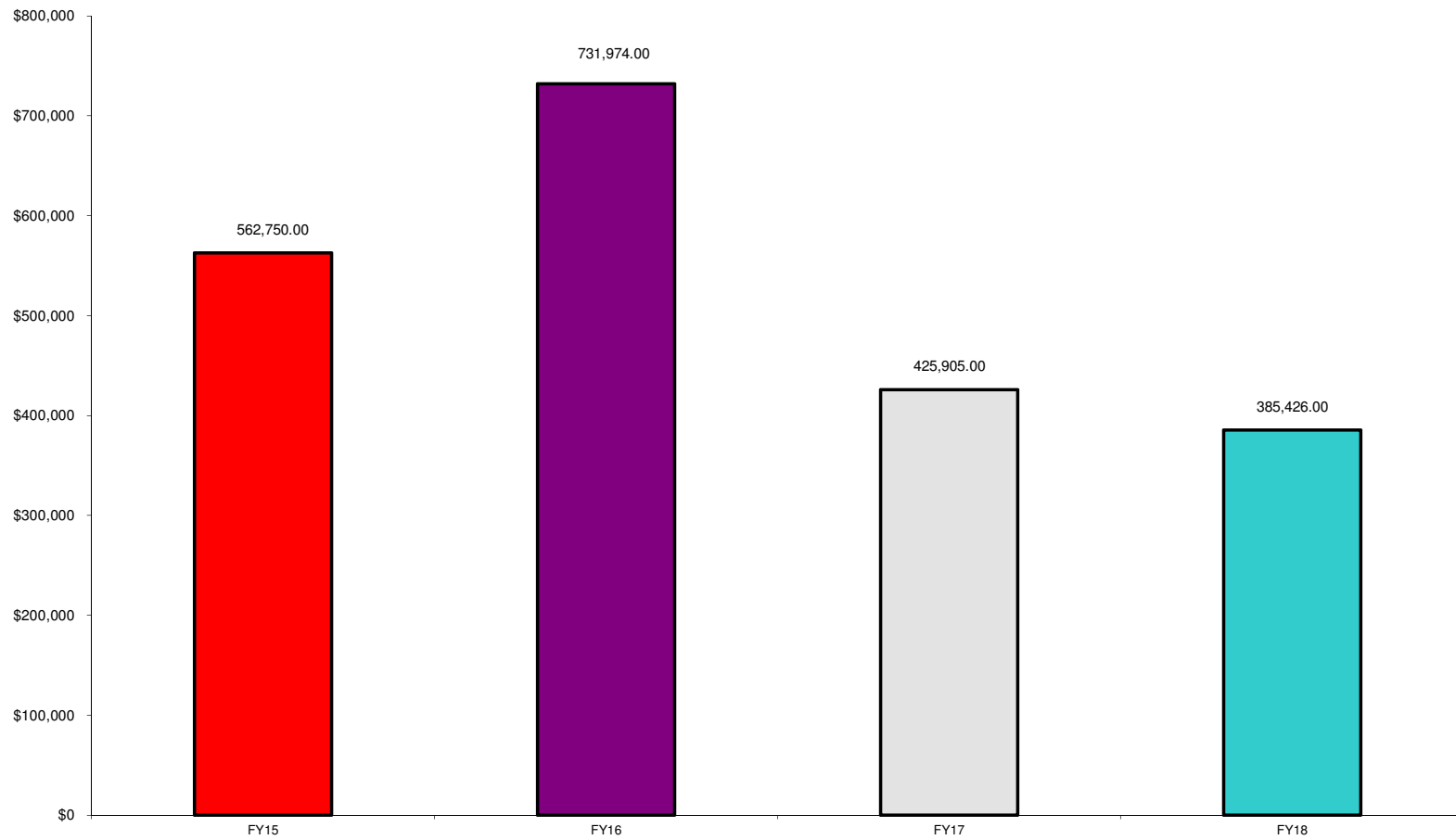


## Days of Operating Cash





# SURPLUS/DEFICIT



**MONTHLY BUDGET VARIANCE  
SOUTHEASTERN LOCAL SCHOOLS**

	<b>FTD Budgeted</b>	<b>FTD Actual</b>	<b>Variance</b>	<b>Percentage Variance</b>	<b>MTD Budgeted</b>	<b>MTD Actual</b>	<b>Variance</b>	<b>Percentage Variance</b>
<b>REVENUE</b>								
General Property (Real Estate)	\$1,921,553	\$1,920,450	(\$1,103)	-0.06%	\$729,931	\$572,500	(\$157,431)	-21.57%
Tangible Personal Property	119,742	119,742	0	0.00%	0	0	0	-
Income Tax	737,543	765,307	27,764	3.76%	0	0	0	-
Unrestricted Grants-In-Aid	2,752,516	2,787,065	34,549	1.26%	330,019	333,937	3,918	1.19%
Restricted Grants-In-Aid	42,998	44,018	1,020	2.37%	10,695	6,500	(4,195)	-39.22%
Restricted Grants-In-Aid - SFSF	0	0	0	-	0	0	0	-
Property Tax Allocation	202,952	195,931	(7,021)	-3.46%	0	0	0	-
All Other Operating Revenue	381,148	505,629	124,481	32.66%	48,775	150,323	101,548	208.20%
<b>TOTAL REVENUE</b>	<b>\$6,158,452</b>	<b>\$6,338,142</b>	<b>\$179,690</b>	<b>2.92%</b>	<b>\$1,119,420</b>	<b>\$1,063,260</b>	<b>(\$56,160)</b>	<b>-5.02%</b>
<b>EXPENDITURES</b>								
Salaries & Wages	\$3,426,759	\$3,408,410	\$18,349	-0.54%	\$426,136	\$422,928	\$3,208	-0.75%
Benefits	1,264,721	1,226,105	38,616	-3.05%	154,237	142,583	11,654	-7.56%
Services	1,044,893	969,203	75,690	-7.24%	173,312	165,798	\$7,514	-4.34%
Supplies	217,381	224,579	(7,198)	3.31%	7,774	8,615	(841)	10.82%
Equipment	21,878	39,915	(18,037)	82.44%	49	5,649	(\$5,600)	11428.57%
Debt	0	0	0	-	0	0	0	-
Other	74,107	84,504	(10,397)	14.03%	4,334	4,337	(3)	0.07%
<b>TOTAL EXPENSES</b>	<b>\$6,049,739</b>	<b>\$5,952,716</b>	<b>\$97,023</b>	<b>-1.60%</b>	<b>\$765,842</b>	<b>\$749,910</b>	<b>\$15,932</b>	<b>-2.08%</b>
<b>SURPLUS/DEFICIT</b>	<b>\$108,713</b>	<b>\$385,426</b>	<b>\$276,713</b>	<b>254.54%</b>	<b>\$353,578</b>	<b>\$313,350</b>	<b>(\$40,228)</b>	<b>-11.38%</b>
<b>OTHER USES/SOURCES</b>								
Transfers/Advances In	388,797	388,797	0	0.00%	0	0	0	-
Transfers/Advances Out	0	0	0	-	0	0	0	-
All Other Financing Sources/(Uses)	24,825	24,756	(69)	-0.28%	0	0	\$0	-
<b>NET SOURCES/USES</b>	<b>413,622</b>	<b>413,587</b>	<b>(35)</b>	<b>-0.01%</b>	<b>0</b>	<b>0</b>	<b>0</b>	<b>-</b>
<b>BEGINNING CASH</b>	<b>\$6,701,477</b>	<b>\$6,701,477</b>	<b>\$0</b>	<b>0.00%</b>	<b>\$6,870,233</b>	<b>\$7,187,140</b>	<b>\$316,907</b>	<b>4.61%</b>
<b>ENDING CASH</b>	<b>\$7,223,812</b>	<b>\$7,500,490</b>	<b>\$276,678</b>	<b>3.83%</b>	<b>\$7,223,811</b>	<b>\$7,500,490</b>	<b>\$276,679</b>	<b>3.83%</b>
<b>ENCUMBRANCES</b>	<b>\$804,290</b>	<b>\$815,453</b>	<b>\$11,163</b>	<b>1.39%</b>	<b>\$804,290</b>	<b>\$815,453</b>	<b>\$11,163</b>	<b>1.39%</b>
<b>BUDGET RESERVE</b>	<b>\$0</b>	<b>\$0</b>			<b>\$0</b>	<b>\$0</b>		
<b>UNENCUMBERED CASH</b>	<b>\$6,419,522</b>	<b>\$6,685,037</b>	<b>\$265,515</b>	<b>4.14%</b>	<b>\$6,419,521</b>	<b>\$6,685,037</b>	<b>\$265,516</b>	<b>4.14%</b>

**HISTORICAL COMPARISON BY OBJECT  
SOUTHEASTERN LOCAL SCHOOLS**

	<b>FY 15</b> 7/14-02/15	<b>FY 16</b> 7/15-02/16	<b>% of</b> <b>Change</b>	<b>FY 17</b> 7/16-02/17	<b>% of</b> <b>Change</b>	<b>FY 18</b> 7/17-02/18	<b>% of</b> <b>Change</b>
<b>REVENUE</b>							
General Property (Real Estate)	\$1,838,888	\$1,853,267	0.78%	\$1,827,146	-1.41%	\$1,920,450	5.11%
Tangible Personal Property	108,434	111,996	3.28%	112,591	0.53%	119,742	6.35%
Income Tax	732,970	717,199	-2.15%	708,763	-1.18%	765,307	7.98%
Unrestricted Grants-in-Aid	2,054,267	2,586,965	25.93%	2,710,786	4.79%	2,787,065	2.81%
Restricted Grants-in-Aid	142,207	42,928	-69.81%	45,883	6.88%	44,018	-4.06%
Restricted Grants-in-Aid - SFSF	0	0	-	0	-	0	-
Property Tax Allocation	194,426	189,150	-2.71%	188,467	-0.36%	195,931	3.96%
All Other Operating Revenue	299,817	378,974	26.40%	367,394	-3.06%	505,629	37.63%
<b>TOTAL REVENUE</b>	<b>\$5,371,009</b>	<b>\$5,880,479</b>	<b>9.49%</b>	<b>\$5,961,030</b>	<b>1.37%</b>	<b>\$6,338,142</b>	<b>6.33%</b>
<b>EXPENDITURES</b>							
Salaries & Wages	2,775,325	2,953,162	6.41%	3,166,363	7.22%	3,408,410	7.64%
Benefits	1,056,868	1,091,963	3.32%	1,131,864	3.65%	1,226,105	8.33%
Services	771,375	790,352	2.46%	1,014,198	28.32%	969,203	-4.44%
Supplies	138,169	153,100	10.81%	142,854	-6.69%	224,579	57.21%
Equipment	129	84,004	65019.38%	1,497	-98.22%	39,915	2566.33%
Debt	0	0	-	0	-	0	-
Other	66,393	75,924	14.36%	78,349	3.19%	84,504	7.86%
<b>TOTAL EXPENDITURES</b>	<b>\$4,808,259</b>	<b>\$5,148,505</b>	<b>7.08%</b>	<b>\$5,535,125</b>	<b>7.51%</b>	<b>\$5,952,716</b>	<b>7.54%</b>
<b>SURPLUS/DEFICIT</b>	<b>562,750</b>	<b>731,974</b>	<b>30.07%</b>	<b>425,905</b>	<b>-41.81%</b>	<b>385,426</b>	<b>-9.50%</b>
<b>OTHER SOURCES/USES</b>							
Advances/Transfers In	242,939	279,051	14.86%	291,995	4.64%	388,797	33.15%
Advances/Transfers Out	0	1,000	-	0	-100.00%	0	-
All Other Financing Sources	36,550	3,000	-91.79%	142,850	4661.67%	24,756	-82.67%
Debt Service	0	0	-	0	-	0	-
<b>NET SOURCES/USES</b>	<b>279,489</b>	<b>281,051</b>	<b>0.56%</b>	<b>434,845</b>	<b>54.72%</b>	<b>413,587</b>	<b>-4.89%</b>
<b>BEGINNING CASH</b>	<b>\$5,516,278</b>	<b>\$5,988,692</b>	<b>8.56%</b>	<b>\$6,590,282</b>	<b>10.05%</b>	<b>\$6,701,477</b>	<b>1.69%</b>
<b>ENDING CASH</b>	<b>\$6,358,517</b>	<b>\$7,001,717</b>	<b>10.12%</b>	<b>\$7,451,032</b>	<b>6.42%</b>	<b>\$7,500,490</b>	<b>0.66%</b>
<b>ENCUMBRANCES</b>	<b>291,575</b>	<b>336,032</b>	<b>15.25%</b>	<b>\$804,290</b>	<b>139.35%</b>	<b>\$815,453</b>	<b>1.39%</b>
<b>UNENCUMBERED CASH</b>	<b>\$6,066,942</b>	<b>\$6,665,685</b>	<b>9.87%</b>	<b>\$6,646,742</b>	<b>-0.28%</b>	<b>\$6,685,037</b>	<b>0.58%</b>
<b>% of Salaries to Revenue</b>	<b>51.67%</b>	<b>50.22%</b>		<b>53.12%</b>		<b>53.78%</b>	
<b>% of Benefits to Revenue</b>	<b>19.68%</b>	<b>18.57%</b>		<b>18.99%</b>		<b>19.34%</b>	
<b>Total to Revenue</b>	<b>71.35%</b>	<b>68.79%</b>		<b>72.11%</b>		<b>73.12%</b>	
<b>Days of Operating Cash</b>	<b>306.61</b>	<b>314.61</b>		<b>293.00</b>		<b>272.89</b>	

Southeastern Local Schools  
Clark County, Ohio

General Fund Financial History/Projection

2/28/2018

Percent of Fiscal Year Complete

66.67%

	2017-18 Projection	2017-18 FYTD Actual	FYTD %
<b>REVENUE</b>			
General Property (Real Estate)	\$2,582,964.00	\$1,920,450.00	74.35%
Tangible Personal Property	\$237,565.00	\$119,742.00	50.40%
Income Tax	\$1,003,265.00	\$765,307.00	76.28%
Unrestricted Grants-in-Aid	\$4,087,414.00	\$2,787,065.00	68.19%
Restricted Grants-in-Aid	\$62,412.00	\$44,018.00	70.53%
Restricted Grants-in-Aid - SFSF	\$0.00	\$0.00	#DIV/0!
Property Tax Allocation	\$385,961.00	\$195,931.00	50.76%
All Other Operating Revenue	\$659,251.00	\$505,629.00	76.70%
TOTAL	\$9,018,832.00	\$6,338,142.00	70.28%
<b>EXPENDITURES</b>			
Salaries & Wages	\$5,240,271.00	\$3,408,410.00	65.04%
Benefits	\$1,884,123.00	\$1,226,105.00	65.08%
Services	\$1,972,959.00	\$969,203.00	49.12%
Supplies	\$266,673.00	\$224,579.00	84.22%
Equipment	\$524,357.00	\$39,915.00	7.61%
Debt	\$0.00	\$0.00	#DIV/0!
Other	\$175,947.00	\$84,504.00	48.03%
TOTAL	\$10,064,330.00	\$5,952,716.00	59.15%
<b>SURPLUS/(DEFICIT)</b>	<b>(\$1,045,498.00)</b>	<b>\$385,426.00</b>	

**Southeastern Local Schools**  
**Explanation of Checks Over \$5,000**

02/01/2018 - 02/28/2018

Check #	Vendor Name	Amount	Explanation
095771	Above All Glass Shops	\$5,169.00	Downstair Doors for MV
095773	Apple Inc	\$10,702.90	Ipad Mini for Title I
095931	Clark County ESC	\$91,947.97	Special Ed Services
992751	Payroll	\$225,968.02	Payroll for February 5, 2018
992755	Payroll	\$227,166.02	Payroll for February 20, 2018
992765	Foundation	\$119,802.48	County Board, STRS/SERS, Community Schools, Open Enrollment, ect...
992766	UHC	\$87,703.00	March Health Insurance Payment

-- Options Summary --

Output file SM2M.TXT  
Print options page? (Y,N) Y  
Report heading SM2 February 28, 2018  
Fiscal Year 2018  
Beginning Month: 02  
Ending Month: 02

BAT\_SM2M executed by SE\_BMCKEE on node MVECA0:: at 2-MAR-2018 15:31:02.06

DATE: 03/02/2018  
 TIME: 15:31:02

FORM SM-2  
 OHIO DEPARTMENT OF EDUCATION - OFFICE OF SCHOOL MANAGEMENT ASSISTANCE  
 ANNUAL SPENDING PLAN (CURRENT OPERATION - GENERAL FUND ONLY - O.R.C. 5705.391)

PAGE: 1

SCHOOL DISTRICT: SOUTHEASTERN LOCAL SCHOOL

IRN # 046276 COUNTY: CLARK  
 SM2 February 28, 2018

FISCAL YEAR: 2018 MONTH: 02

	MONTHLY ESTIMATE	MONTHLY ACTUAL	MONTHLY DIFFERENCE	FISCAL YTD ESTIMATE	FISCAL YTD ACTUAL	FISCAL YTD DIFFERENCE
<b>REVENUES</b>						
01.010 General Property (Real Estate)	0	572,500	572,500	0	1,920,450	1,920,450
01.020 Tangible Personal Property Tax	0	0	0	0	119,742	119,742
01.030 Income Tax	0	0	0	0	765,307	765,307
01.035 Unrestricted Grants-in-Aid	0	333,937	333,937	0	2,787,065	2,787,065
01.040 Restricted Grants-in-Aid	0	6,500	6,500	0	44,018	44,018
01.045 Restricted Grants-in-Aid - SFSF	0	0	0	0	0	0
01.050 Property Tax Allocation	0	0	0	0	195,931	195,931
01.060 All Other Operating Revenue	0	150,323	150,323	0	505,629	505,629
01.070 Total Revenue	0	1,063,260	1,063,260	0	6,338,142	6,338,142
<b>OTHER FINANCING SOURCES</b>						
02.010 Proceeds from Sale of Notes	0	0	0	0	0	0
02.020 State Emergency Loans & Advancements (Approved)	0	0	0	0	0	0
02.040 Operating Transfers-In	0	0	0	0	0	0
02.050 Advances-In	0	0	0	0	388,797	388,797
02.060 All Other Financing Sources	0	0	0	0	24,790	24,790
02.070 Total Other Financing Sources	0	0	0	0	413,587	413,587
02.080 Total Revenues and Other Financing Sources	0	1,063,260	1,063,260	0	6,751,729	6,751,729
<b>EXPENDITURES</b>						
03.010 Personal Services	0	422,928	422,928	0	3,408,410	3,408,410
03.020 Employees' Retirement/Insurance Benefits	0	142,583	142,583	0	1,226,105	1,226,105
03.030 Purchased Services	0	165,798	165,798	0	969,203	969,203
03.040 Supplies and Materials	0	8,615	8,615	0	224,579	224,579
03.050 Capital Outlay	0	5,649	5,649	0	39,915	39,915
03.060 Intergovernmental	0	0	0	0	0	0
04.010 Debt Service: All Principal (Historical)	0	0	0	0	0	0
04.020 Debt Service: Principal - Notes	0	0	0	0	0	0
04.030 Debt Service: Principal - State Loans	0	0	0	0	0	0
04.040 Debt Service: Principal - State Advancements	0	0	0	0	0	0
04.050 Debt Service: Principal - HB 264 Loans	0	0	0	0	0	0
04.055 Debt Service: Principal - Other	0	0	0	0	0	0
04.060 Debt Service: Interest and Fiscal Charges	0	0	0	0	0	0
04.300 Other Objects	0	4,337	4,337	0	84,504	84,504
04.500 Total Expenditures	0	749,910	749,910	0	5,952,716	5,952,716
<b>OTHER FINANCING USES</b>						
05.010 Operating Transfers - Out	0	0	0	0	0	0
05.020 Advances - Out	0	0	0	0	0	0
05.030 All Other Financing Uses	0	0	0	0	0	0
05.040 Total Other Financing Uses	0	0	0	0	0	0
05.050 Total Expenditure and Other Financing Uses	0	749,910	749,910	0	5,952,716	5,952,716
06.010 Excess Rev & Oth Financing Sources over(under) Exp &	0	313,350	313,350	0	799,013	799,013
07.010 Beginning Cash Balance	0	7,187,140	7,187,140	0	6,701,477	6,701,477
07.020 Ending Cash Balance	0	7,500,490	7,500,490	0	7,500,490	7,500,490
08.010 Outstanding Encumbrances	0	815,453	815,453	0	815,453	815,453

-- Options Summary --

Summary or Detail Report? (S,D) D  
Output file: FINSUMM.TXT  
Type: CSV  
Print options page? (Y,N) Y  
Generate FINDET report for comparison? (Y,N) Y  
Sort options: FS  
Include future encumbrance amounts? (Y,N) N  
Include accounts with zero amounts? (Y,N) N  
Include accounts which are no longer active? (Y,N,I) Y

BAT\_FINSUM executed by SE\_BMCKEE on node MVECA0:: at 2-MAR-2018 15:10:58.86



Date: 03/02/2018  
 Time: 3:10 pm

SOUTHEASTERN LOCAL SCHOOL  
 Financial Report by Fund/SCC

Fund #	Fund Description	FYTD Receipts	MTD Expenditures	FYTD Expenditures	Current Fund Balance	Current Encumbrances	Unencumbered Fund Balance	Bank Code		
001 0000	CASH CONTROL - GENERAL FUND	6,598,639.26	1,063,259.84	6,751,275.61	749,910.73	5,951,982.49	7,397,932.38	815,452.87	6,582,479.51	
001 9018	Chromebook	0.00	0.00	451.00	0.00	735.00	284.00-	0.00	284.00-	
001 9412	GENERAL SET ASIDE (5%)	102,837.52	0.00	0.00	0.00	0.00	102,837.52	0.00	102,837.52	
003 0000	GENERAL INTEREST	1,152,944.19	11,040.01	67,845.99	0.00	0.00	1,220,790.18	0.00	1,220,790.18	
003 9001	PERMANENT IMPROVEMENT VOTED	1,047,182.36-	43,168.35	197,555.60	2,066.26	274,033.26	1,123,660.02-	133,921.12	1,257,581.14-	
003 9003	AUDITORIUM RENOVATION	848.38	0.00	0.00	0.00	0.00	848.38	0.00	848.38	
006 0000	LUNCHROOM CASH CONTROL	702.00-	20,783.24	138,485.28	19,418.27	524,500.36	386,717.08-	69,879.55	456,596.63-	1
006 9017	Children's Hunger Alliance	702.00	0.00	0.00	0.00	0.00	702.00	0.00	702.00	
018 9081	PRINCIPAL'S SUPPORT - MIAMI VIEW	1,734.75	0.00	0.00	0.00	151.83	1,582.92	0.00	1,582.92	1
018 9082	PRINCIPAL'S SUPPORT - HIGH SCHOOL	0.00	0.00	1,582.83	261.00	14,740.85	13,158.02-	771.51	13,929.53-	1
018 9281	MIDDLE SCHOOL PRINCIPAL'S SUPPORT	4,923.67	87.61	8,994.64	470.50	5,444.06	8,474.25	3,248.67	5,225.58	
019 9091	MIAMI VIEW WORKROOM/LOUNGE	357.42	0.00	79.04	0.00	0.00	436.46	0.00	436.46	1
019 9092	TEACHER'S LOUNGE - HIGH SCHOOL	435.24	0.00	27.20	0.00	194.99	267.45	106.97	160.48	
022 9012	Wellness Incentive	8,970.85	0.00	0.00	0.00	0.00	8,970.85	0.00	8,970.85	
022 9013	Julia Salyers Memorial Fund	365.00	0.00	12.00	0.00	0.00	377.00	0.00	377.00	
022 9014	Jerry South Memorial Fund	397.84	0.00	0.00	0.00	0.00	397.84	0.00	397.84	

Date: 03/02/2018  
 Time: 3:10 pm

SOUTHEASTERN LOCAL SCHOOL  
 Financial Report by Fund/SCC

Fund #	Fund Description	FYTD Receipts	MTD Expenditures	FYTD Expenditures	Current Fund Balance	Current Encumbrances	Unencumbered Fund Balance	Bank Code
022 9081	PRINCIPAL'S FUND/STAFF RECOGNITION	2,464.67-	0.00	1,431.37	3,844.70-	783.75	4,628.45-	
022 9082	PRINCIPAL'S FUND/STAFF RECOGNITION	2,660.22	0.00	2,030.42	743.35	0.00	743.35	
022 9208	2008 Section 125	7.15	0.00	0.00	26.17	0.00	26.17	
022 9281	PRINCIPAL'S FUND/STAFF RECOGNITION	4,202.16-	127.90	1,524.59	5,380.37-	1,635.70	7,016.07-	
027 0000	BWC Distribution Account	62,939.31	0.00	21,052.36	67,418.76	12,648.00	54,770.76	
200 9000	Washington DC Trip	66.00	587.50	5,700.00	826.00-	5,700.00	6,526.00-	
200 9013	Class of 2013	816.46	0.00	0.00	816.46	0.00	816.46	
200 9014	Class of 2014	250.00	0.00	0.00	250.00	0.00	250.00	
200 9015	Class of 2015	187.01	0.00	0.00	187.01	0.00	187.01	
200 9016	Class of 2016	381.97	0.00	0.00	381.97	0.00	381.97	
200 9017	Class of 2017	41.15	0.00	222.42	181.27-	75.00	256.27-	
200 9018	Class of 2018	2,388.69	0.00	453.43	2,045.26	0.00	2,045.26	
200 9019	Class of 2019	641.12-	355.00	2,881.10	879.97-	1,943.92	2,823.89-	
200 9020	Class of 2020	461.87	0.00	0.00	571.87	0.00	571.87	
200 9021	Class of 2021	0.00	115.00	0.00	115.00	0.00	115.00	
200 9201	FUTURE FARMERS OF AMERICA	2,881.24	3,369.00	13,417.80	7,224.19	4,572.88	2,651.31	

Date: 03/02/2018  
 Time: 3:10 pm

SOUTHEASTERN LOCAL SCHOOL  
 Financial Report by Fund/SCC

Fund #	Fund Description	FYTD Receipts	MTD Expenditures	FYTD Expenditures	Current Fund Balance	Current Encumbrances	Unencumbered Fund Balance	Bank Code
200 9202	FAMILIES CAREERS & COMMUNITY LEADERS OF AMERI	3,232.68	130.00	3,597.76	4,368.65	2,604.92	1,763.73	1
200 9203	FUTURE EDUCATORS OF AMERICA	119.74	0.00	0.00	119.74	0.00	119.74	
200 9205	NATIONAL HONOR SOCIETY	580.44	0.00	385.00	330.44	195.00	135.44	1
200 9206	STUDENT COUNCIL - HI SCHOOL	0.00	0.00	2,979.41	2,979.41-	278.69	3,258.10-	
200 9207	ACHIEVEMENT THRU TEAMWORK	668.01	0.00	0.00	668.01	0.00	668.01	
200 9208	Spanish Club	329.02	0.00	0.00	329.02	0.00	329.02	
200 9209	E3 (Encourage, Empower, Educate) Committee	0.00	0.00	0.00	0.00	350.30	350.30-	
200 9210	SPIRIT CLUB	1,708.82	911.00	911.00	4,391.82	12.00	4,379.82	
200 9215	LAND LAB	264.28	0.00	0.00	264.28	0.00	264.28	
200 9216	MIAMI VIEW MIDDLE SCHOOL STUDENT COUNCIL	5,159.81	21.66	1,742.20	4,146.56	81.00	4,065.56	1
200 9217	Jr. High Student Council	5,438.17	0.00	0.00	5,438.17	0.00	5,438.17	
200 9222	S.A.D.D. CASH	206.74	0.00	0.00	206.74	0.00	206.74	
200 9225	H2O HELP TO OTHERS	1,060.87	0.00	0.00	1,096.82	0.00	1,096.82	
200 9226	Art Club	1,788.16	0.00	0.00	1,788.16	0.00	1,788.16	
300 0000	STUDENT PARTICIPATION FEES	419.82-	0.00	0.00	419.82-	0.00	419.82-	
300 9302	BAND	9,792.48	0.00	110.00	9,682.48	0.00	9,682.48	

Date: 03/02/2018  
 Time: 3:10 pm

SOUTHEASTERN LOCAL SCHOOL  
 Financial Report by Fund/SCC

Fund #	Fund Description	FYTD Receipts	MTD Expenditures	FYTD Expenditures	Current Fund Balance	Current Encumbrances	Unencumbered Fund Balance	Bank Code
Begin	Balance MTD Receipts							
300 9303	CHEERLEADERS - HI SCHOOL 3,839.27 1,405.15	3,638.60	252.00	9,242.70	1,764.83-	992.85	2,757.68-	
300 9304	CHOIR - HI SCHOOL 730.43 0.00	0.00	0.00	0.00	730.43	0.00	730.43	
300 9305	DRAMA - HI SCHOOL 9,886.08 2,567.00	2,567.00	1,639.32	3,959.90	8,493.18	2,840.26	5,652.92	
300 9306	Bowling Club 3,010.15- 92.00	92.00	390.00	1,710.00	4,628.15-	1,274.00	5,902.15-	
300 9308	TROJAN TIMES 1.66 0.00	0.00	0.00	0.00	1.66	0.00	1.66	
300 9309	YEARBOOK 5,096.11- 0.00	925.00	0.00	2,759.09	6,930.20-	0.00	6,930.20-	
300 9312	Wrestling Club 321.34- 550.00	11,540.85	105.00	12,633.00	1,413.49-	1,650.00	3,063.49-	
300 9313	CHEERLEADERS - MIAMI VIEW 879.09 0.00	2,210.56	0.00	2,531.50	558.15	0.00	558.15	
300 9320	ATHLETICS - HI SCHOOL 22,340.67 3,049.00	56,443.80	4,567.82	68,368.37	10,416.10	9,236.31	1,179.79	1
300 9330	ATHLETICS MIAMI VIEW 214.26 4,912.00	11,483.00	1,126.98	7,616.80	4,080.46	2,384.89	1,695.57	1
450 9407	SCHOOLNET 0.01 0.00	0.00	0.00	0.00	0.01	0.00	0.01	
451 9018	Public Schools Connectivity 0.00 0.00	2,700.00	0.00	2,588.53	111.47	0.00	111.47	
459 9903	OHIO READS GRANT 300.00 0.00	0.00	0.00	0.00	300.00	0.00	300.00	
459 9905	OHIO READS 2,000.00 0.00	0.00	0.00	0.00	2,000.00	0.00	2,000.00	
461 9018	VOC ED ENHANCEMENTS 0.00 0.00	1,681.08	338.60	2,022.83	341.75-	0.00	341.75-	
499 9014	Early Literacy Grant 7,805.06 0.00	0.00	0.00	0.00	7,805.06	0.00	7,805.06	

Date: 03/02/2018  
 Time: 3:10 pm

SOUTHEASTERN LOCAL SCHOOL  
 Financial Report by Fund/SCC

Fund #	Fund Description	FYTD Receipts	MTD Expenditures	FYTD Expenditures	Current Fund Balance	Current Encumbrances	Unencumbered Fund Balance	Bank Code
499 9017	Parent Mentor Services 0.00	0.00	1,000.00	0.00	1,000.00	0.00	0.00	0.00
499 9018	FY18 Parent Mentor 0.00	0.00	7,000.00	2,250.00	14,000.00	7,000.00-	11,000.00	18,000.00-
499 9107	Project Lead the Way 0.45	0.00	0.00	0.00	0.00	0.45	0.00	0.45
499 9900	BUILDING INCENTIVE 128.59	0.00	0.00	0.00	0.00	128.59	0.00	128.59
516 9602	TITLE IV-B 2002 0.56	0.00	0.00	0.00	0.00	0.56	0.00	0.56
516 9617	IDEA PART B 6,790.61	0.00	13,352.90	0.00	20,143.51	0.00	0.00	0.00
516 9618	IDEA PART B 0.00	26,214.05	69,261.47	12,115.52	81,350.92	12,089.45-	0.00	12,089.45-
572 9217	TITLE I 10,080.63	0.00	12,532.35	0.00	22,612.98	0.00	0.00	0.00
572 9218	TITLE I 0.00	24,008.43	60,209.54	20,750.14	81,042.62	20,833.08-	1,149.93	21,983.01-
573 9302	TITLE VI-INNOVATIVE 1.00	0.00	0.00	0.00	0.00	1.00	0.00	1.00
590 9018	IMPROVING TCHR QUALITY 0.00	7,514.52	18,786.30	3,757.26	22,543.56	3,757.26-	0.00	3,757.26-
599 9017	MISC. FED. GRANT 0.00	0.00	3,787.00	0.00	3,787.00	0.00	0.00	0.00
599 9018	Title IV-A Student Support & Academic Enrichm 0.00	125.00	1,322.00	2,454.00	3,776.00	2,454.00-	455.00	2,909.00-
GRAND TOTALS:								
	6,977,545.05	1,214,771.60	7,507,678.37	828,119.19	7,193,911.01	7,291,312.41	1,085,245.09	6,206,067.32

-- Options Summary --

Output file: CHEKPY.TXT  
Print options page? (Y,N) Y  
Sort options: C  
Check types to select. (D,I,M,P,R,T,W): W,P,R,M  
Print vendor from PO or check. (P,C): P  
Date Selection From: 02/01/2018  
To: 02/28/2018  
Summary or Detail report? (S,D) S  
Single or Double space summary report? (S,D) S  
Include or Exclude the following vendors?(I,E) I

BAT\_CHEKPY executed by SE\_BMCKEE on node MVECA0:: at 2-MAR-2018 15:12:58.78

SOUTHEASTERN LOCAL SCHOOL  
 SORT BY CHECK NUMBER  
 CHECK DATES BETWEEN 02/01/2018 AND 02/28/2018  
 WARRANT, REFUND, MEMO, PAYROLL CHECKS

CHECK	TYPE	DATE	VENDOR	VENDOR	STATUS/DATE	BANK CODE	CHECK AMOUNT
095771	W	02/05/2018	Above All Glass Shops	035142	RECONCILED:02/28/2018		5,169.00
095772	W	02/05/2018	Andrew Lytle	034351	RECONCILED:02/28/2018	1	40.00
095773	W	02/05/2018	Apple Inc.	034275	RECONCILED:02/28/2018		10,702.90
095774	W	02/05/2018	AQUA-FALLS GLACIER MOUNTAIN	030172	RECONCILED:02/28/2018		9.90
095775	W	02/05/2018	AMERITECH	010200	RECONCILED:02/28/2018		184.69
095776	W	02/05/2018	Brad Aleshire	034998	RECONCILED:02/28/2018	1	160.00
095777	W	02/05/2018	Brady Baker	035144		1	80.00
095778	W	02/05/2018	Brumbaugh Engineering & Surveying, LLC	010326	RECONCILED:02/28/2018		380.00
095779	W	02/05/2018	BUREAU OF ED & RESEARCH ATTN ACCOUNTS PAYABLE	001752	RECONCILED:02/28/2018		1,197.00
095780	W	02/05/2018	CARDINAL BUS SALES & SERVICE	011859	RECONCILED:02/28/2018		183.45
095781	W	02/05/2018	Chris Hollan	035002	RECONCILED:02/28/2018	1	65.00
095782	W	02/05/2018	DARRICK RIGGS	032170	RECONCILED:02/28/2018		78.11
095783	W	02/05/2018	De Lage Landen	034335	RECONCILED:02/28/2018		1,806.00
095784	W	02/05/2018	Donald Hammond	034066	RECONCILED:02/28/2018	1	65.00
095785	W	02/05/2018	Edwin Huey	034214	RECONCILED:02/28/2018	1	65.00
095786	W	02/05/2018	Florida Farm Bureau Mktg. Ass.	032976	RECONCILED:02/28/2018		2,559.00
095787	W	02/05/2018	Frank Bullock	033017	RECONCILED:02/28/2018	1	65.00
095788	W	02/05/2018	Genuine Parts Co. DBA NAPA AUTO PARTS	012600	RECONCILED:02/28/2018		593.55
095789	W	02/05/2018	GORDON FOOD SERVICE	014629	RECONCILED:02/28/2018	1	1,616.41
095790	W	02/05/2018	Gregory Yoder	034712	RECONCILED:02/28/2018	1	65.00
095791	W	02/05/2018	Habitec Security	032464	RECONCILED:02/28/2018		239.76
095792	W	02/05/2018	Hershey Creamery Co	035076	RECONCILED:02/28/2018	1	133.80
095793	W	02/05/2018	IRA TRAVIS	013046	RECONCILED:02/28/2018		65.27
095794	W	02/05/2018	IXL Math	035126	RECONCILED:02/28/2018		834.00
095795	W	02/05/2018	James Bland	034014	RECONCILED:02/28/2018	1	100.00
095796	W	02/05/2018	James Smith	034855	RECONCILED:02/28/2018	1	60.00
095797	W	02/05/2018	John Christian	034001	RECONCILED:02/28/2018	1	60.00
095798	W	02/05/2018	JOHN DIETSCH	030115	RECONCILED:02/28/2018	1	40.00
095799	W	02/05/2018	Jordon Riley	035159	RECONCILED:02/28/2018	1	80.00
095800	W	02/05/2018	KEITH SMITH	012180	RECONCILED:02/28/2018	1	65.00
095801	W	02/05/2018	Keith Wheatcraft	033581		1	65.00
095802	W	02/05/2018	Kermit Redmon	035161	RECONCILED:02/28/2018	1	40.00
095803	W	02/05/2018	MADISON/CHAMPAIGN ESC Attn: Scott Howell	002124	RECONCILED:02/28/2018		105.00
095804	W	02/05/2018	Matthew Cook	035141	RECONCILED:02/28/2018	1	65.00
095805	W	02/05/2018	Matthew Mitchell	034550	RECONCILED:02/28/2018	1	80.00
095806	W	02/05/2018	Michael Luth	035160	RECONCILED:02/28/2018	1	65.00
095807	W	02/05/2018	Michael Seagraves	035143		1	160.00
095808	W	02/05/2018	MICHAEL SIMS	030410		1	65.00
095809	W	02/05/2018	MILLER'S TEXTILE SERVICES	012700	RECONCILED:02/28/2018	1 (Multi-bank check)	270.87
095810	W	02/05/2018	Nickles Bakery of Ohio	035077	RECONCILED:02/28/2018	1	16.74
095811	W	02/05/2018	OAEP Lisa McCullough, Treasurer	032169			210.00
095812	W	02/05/2018	OHIO FCCLA	010175	RECONCILED:02/28/2018	1	130.00
095813	W	02/05/2018	QUILL OFFICE SUPPLIES	010750	RECONCILED:02/28/2018		75.87
095814	W	02/05/2018	REITER DAIRY	010970	RECONCILED:02/28/2018	1	290.03
095815	W	02/05/2018	Rieck Mechanical Electrical Services	032731	RECONCILED:02/28/2018		1,621.00

Date: 03/02/2018  
 Time: 3:12 pm

SOUTHEASTERN LOCAL SCHOOL  
 SORT BY CHECK NUMBER  
 CHECK DATES BETWEEN 02/01/2018 AND 02/28/2018  
 WARRANT, REFUND, MEMO, PAYROLL CHECKS

Page: 2  
 (CHEKPY)

CHECK	TYPE	DATE	VENDOR	VENDOR	STATUS/DATE	BANK CODE	CHECK AMOUNT
095816	W	02/05/2018	Robert Hardy	035146	RECONCILED:02/28/2018	1	65.00
095817	W	02/05/2018	Ryan Wallace	035130	RECONCILED:02/28/2018	1	40.00
095818	W	02/05/2018	SHOEMAKER'S HOME CENTER	011950	RECONCILED:02/28/2018		125.89
095819	W	02/05/2018	South Charleston Community Club Veterans Memorial	035132	RECONCILED:02/28/2018		195.00
095820	W	02/05/2018	Southern Computer Warehouse	034566			485.48
095821	W	02/05/2018	Stephanie Weaver	034988	RECONCILED:02/28/2018		28.89
095822	W	02/05/2018	Steven Carson	034860	RECONCILED:02/28/2018	1	65.00
095823	W	02/05/2018	The Purple Monkey	033064	RECONCILED:02/28/2018		221.00
095824	W	02/05/2018	Thomas Geyer	032741	RECONCILED:02/28/2018	1	40.00
095825	W	02/05/2018	TRANS ACCESSORIES CO INC	013049	RECONCILED:02/28/2018		389.08
095826	W	02/05/2018	TRIEC, INC.	020083	RECONCILED:02/28/2018		776.00
095827	W	02/05/2018	W. R. HACKETT INC.,	005223	RECONCILED:02/28/2018	1	636.87
095828	W	02/05/2018	William Nichols	034689	RECONCILED:02/28/2018	1	60.00
095829	W	02/05/2018	Worthington Christian HS c/o Dennis Strohmeyer	035005	RECONCILED:02/28/2018		190.00
095830	W	02/08/2018	RIDDELL/ALL AMERICAN	031115	RECONCILED:02/28/2018	1	2,557.34
095831	W	02/08/2018	ANGI Kaverman	003211	RECONCILED:02/09/2018		106.27
095832	W	02/08/2018	AQUA-FALLS GLACIER MOUNTAIN	030172	RECONCILED:02/28/2018		14.85
095833	W	02/08/2018	BOB ROACH	020109	RECONCILED:02/28/2018	1	65.00
095834	W	02/08/2018	Brad Aleshire	034998	RECONCILED:02/28/2018	1	80.00
095835	W	02/08/2018	Buck Run Commercial Doors & Hardware	034898	RECONCILED:02/28/2018		71.00
095836	W	02/08/2018	Flagway House	030851	RECONCILED:02/28/2018		380.56
095837	W	02/08/2018	Gerald Huff	034701	RECONCILED:02/28/2018	1	65.00
095838	W	02/08/2018	H. W. MANN & SONS	007650	RECONCILED:02/28/2018		320.00
095839	W	02/08/2018	B2B Computer Products LLC DBA: ITSavvy	034144	RECONCILED:02/28/2018		480.00
095840	W	02/08/2018	James Sielschott	034837	RECONCILED:02/28/2018	1	65.00
095841	W	02/08/2018	James Tyus	035164	RECONCILED:02/28/2018	1	105.00
095842	W	02/08/2018	Jason Meeks	034990	RECONCILED:02/28/2018	1	40.00
095843	W	02/08/2018	JOHN DIETSCH	030115	RECONCILED:02/28/2018	1	40.00
095844	W	02/08/2018	Kelley Howard	035163	RECONCILED:02/28/2018	1	65.00
095845	W	02/08/2018	Kelly Gootee	034238	RECONCILED:02/09/2018		319.32
095846	W	02/08/2018	Ken Powers	034256	RECONCILED:02/28/2018	1	60.00
095847	W	02/08/2018	Kettering Sports Medicine	034866	RECONCILED:02/28/2018		105.00
095848	W	02/08/2018	Kevin Kelly Seastar Media	035018	RECONCILED:02/28/2018		829.00
095849	W	02/08/2018	Larry Ray	035128	RECONCILED:02/28/2018	1	40.00
095850	W	02/08/2018	LOWE'S LUMBER	007430	RECONCILED:02/28/2018		19.06
095851	W	02/08/2018	Michael Seagraves	035143		1	80.00
095852	W	02/08/2018	MILLER'S TEXTILE SERVICES	012700	RECONCILED:02/28/2018		55.00
095853	W	02/08/2018	Nancy Holt	034684	RECONCILED:02/09/2018		1,000.00
095854	W	02/08/2018	PSAT/NMSQT	032943	RECONCILED:02/28/2018	1	224.00
095855	W	02/08/2018	Rick Chimento	033010	RECONCILED:02/28/2018	1	65.00
095856	W	02/08/2018	Ryan Cook	035162	RECONCILED:02/28/2018	1	60.00
095857	W	02/08/2018	Ryan Harrison	034714		1	65.00
095858	W	02/08/2018	Ryan Wallace	035130	RECONCILED:02/28/2018	1	30.00
095859	W	02/08/2018	SHOEMAKER'S GROCERY	011900	RECONCILED:02/28/2018		58.61
095860	W	02/08/2018	SHOEMAKER'S HOME CENTER	011950	RECONCILED:02/28/2018		386.87
095861	W	02/08/2018	SOCIAL STUDIES WEEKLY	032019			1,598.85
095862	W	02/08/2018	STARR TROPHY AND AWARDS	002199	RECONCILED:02/28/2018	1	1,057.00



Date: 03/02/2018  
Time: 3:12 pm

SOUTHEASTERN LOCAL SCHOOL  
SORT BY CHECK NUMBER  
CHECK DATES BETWEEN 02/01/2018 AND 02/28/2018  
WARRANT, REFUND, MEMO, PAYROLL CHECKS

Page: 3  
(CHEKPY)

CHECK	TYPE	DATE	VENDOR	VENDOR	STATUS/DATE	BANK CODE	CHECK AMOUNT
095863	W	02/08/2018	STEPHEN L HENRY	032272	RECONCILED:02/28/2018	1	30.00
095864	W	02/08/2018	Thomas Geyer	032741	RECONCILED:02/28/2018	1	120.00
095865	W	02/08/2018	TONY TAYLOR	030122		1	65.00
095866	W	02/08/2018	VICTOR J MONTGOMERY	032105		1	65.00
095867	W	02/16/2018	Al Able Pest Doctors	034985	RECONCILED:02/28/2018	(Multi-bank check)	55.00
095868	W	02/16/2018	AMERITECH	010200			1,117.28
095869	W	02/16/2018	Bob Glaser	033189		1	65.00
095870	W	02/16/2018	Brad Aleshire	034998	RECONCILED:02/28/2018	1	80.00
095871	W	02/16/2018	Burleson Law Offices, LLC	033353			410.00
095872	W	02/16/2018	CASEY LEE	032290		1	65.00
095873	W	02/16/2018	Centurylink Business Services	031172	RECONCILED:02/28/2018		21.01
095874	W	02/16/2018	Dale House	034433	RECONCILED:02/28/2018	1	60.00
095875	W	02/16/2018	David Diaz	034412	RECONCILED:02/28/2018	1	65.00
095876	W	02/16/2018	Dayton Performing Arts Allianc	035108	RECONCILED:02/28/2018		160.00
095877	W	02/16/2018	Frederick Newcomb	035085		1	80.00
095878	W	02/16/2018	GORDON FOOD SERVICE	014629	RECONCILED:02/28/2018	1	1,797.06
095879	W	02/16/2018	Great Lakes Biomedical LTD	034176	RECONCILED:02/28/2018		391.00
095880	W	02/16/2018	Gregory Moore	034046	RECONCILED:02/28/2018	1	65.00
095881	W	02/16/2018	Hershey Creamery Co	035076	RECONCILED:02/28/2018	1	136.68
095882	W	02/16/2018	Rush Truck Centers Cincinnati Parts	033879	RECONCILED:02/28/2018		87.22
095883	W	02/16/2018	John Christian	034001	RECONCILED:02/28/2018	1	100.00
095884	W	02/16/2018	JOHN KRONOUR	031878	RECONCILED:02/28/2018	1	65.00
095885	W	02/16/2018	Jordan Riley	035159	RECONCILED:02/28/2018	1	80.00
095886	W	02/16/2018	Ken Powers	034256	RECONCILED:02/28/2018	1	30.00
095887	W	02/16/2018	Kyle McCullough	033194	RECONCILED:02/28/2018	1	65.00
095888	W	02/16/2018	Lincoln Weaver	032982	RECONCILED:02/28/2018	1	30.00
095889	W	02/16/2018	LOWE'S LUMBER	007430	RECONCILED:02/28/2018		141.09
095890	W	02/16/2018	Mandi Wroblewski	034874		1	37.28
095891	W	02/16/2018	Matthew Cook	035141	RECONCILED:02/28/2018	1	30.00
095892	W	02/16/2018	Melissa Spears	034241	RECONCILED:02/28/2018	1	21.66
095893	W	02/16/2018	Michael Rivera	036469	RECONCILED:02/28/2018		104.78
095894	W	02/16/2018	Michael Seagraves	035143		1	80.00
095895	W	02/16/2018	Mike Reed	033525		1	30.00
095896	W	02/16/2018	MILLER'S TEXTILE SERVICES	012700	RECONCILED:02/28/2018	1 (Multi-bank check)	165.44
095897	W	02/16/2018	MONTGOMERY CO EDUCATIONAL SERVICE CENTER	008600	RECONCILED:02/28/2018		3,018.96
095898	W	02/16/2018	Nick Banion	034670			84.48
095899	W	02/16/2018	Nickles Bakery of Ohio	035077	RECONCILED:02/28/2018	1	35.10
095900	W	02/16/2018	OASSA	010165	RECONCILED:02/28/2018		252.00
095901	W	02/16/2018	OHIO DEPARTMENT OF JOB AND FAMILY SERVICESS	010250	RECONCILED:02/28/2018		89.92
095902	W	02/16/2018	PEPSI COLA CO.	010375	RECONCILED:02/28/2018	1	1,697.09
095903	W	02/16/2018	Poelking Marian Lanes	035158			200.00
095904	W	02/16/2018	QUILL OFFICE SUPPLIES	010750			108.52
095905	W	02/16/2018	REALLY GOOD STUFF	032056	RECONCILED:02/28/2018		73.57
095906	W	02/16/2018	REITER DAIRY	010970	RECONCILED:02/28/2018	1	293.83
095907	W	02/16/2018	SANDRA GRIM	005179	RECONCILED:02/28/2018		19.00
095908	W	02/16/2018	SDE REGISTRATIONS	030400	RECONCILED:02/28/2018		1,257.00
095909	W	02/16/2018	SHOEMAKER'S GROCERY	011900	RECONCILED:02/28/2018	1 (Multi-bank check)	167.05
095910	W	02/16/2018	South Charleston Community	035132	RECONCILED:02/28/2018		911.00

Date: 03/02/2018  
 Time: 3:12 pm

SOUTHEASTERN LOCAL SCHOOL  
 SORT BY CHECK NUMBER  
 CHECK DATES BETWEEN 02/01/2018 AND 02/28/2018  
 WARRANT, REFUND, MEMO, PAYROLL CHECKS

Page: 4  
 (CHEKPY)

CHECK	TYPE	DATE	VENDOR	VENDOR	STATUS/DATE	BANK CODE	CHECK AMOUNT	
			Club Veterans Memorial					
095911	W	02/16/2018	STEPHEN L HENRY	032272	RECONCILED:02/28/2018	1	100.00	
095912	W	02/16/2018	Steve Scott	032577	RECONCILED:02/28/2018	1	40.00	
095913	W	02/16/2018	STUMP'S	012845	RECONCILED:02/28/2018		246.81	
095914	W	02/16/2018	Sunrise Co-Op	032513	RECONCILED:02/28/2018		1,113.00	
095915	W	02/16/2018	The Purple Monkey	033064	RECONCILED:02/28/2018		89.50	
095916	W	02/16/2018	Thomas Geyer	032741	RECONCILED:02/28/2018	1	40.00	
095917	W	02/16/2018	Todd Severt	035168	RECONCILED:02/28/2018	1	75.00	
095918	W	02/16/2018	TRANS ACCESSORIES CO INC	013049	RECONCILED:02/28/2018		430.90	
095919	W	02/16/2018	Treasurer of State Department of Admin Services	034981	RECONCILED:02/28/2018		60.00	
095920	W	02/16/2018	VECTREN ENERGY DELIVERY	003350	RECONCILED:02/28/2018		1,447.12	
095921	W	02/16/2018	W. R. HACKETT INC.,	005223	RECONCILED:02/28/2018	1	581.26	
095922	W	02/16/2018	WILSON PRINTING AND GRAPHICS	031158			755.99	
095923	W	02/16/2018	Wilson Sims	034696		1	60.00	
095924	W	02/20/2018	Los Mariachis	034996	RECONCILED:02/28/2018		400.00	
095925	W	02/22/2018	Nancy Holt	034684	RECONCILED:02/28/2018		1,250.00	
095926	W	02/23/2018	Al Able Pest Doctors	034985		(Multi-bank check)	55.00	
095927	W	02/23/2018	American Fidelity Administrive Services, LLC	034825			44.75	
095928	W	02/23/2018	AQUA-FALLS GLACIER MOUNTAIN	030172			9.90	
095929	W	02/23/2018	Brian Redish	033877		1	80.00	
095930	W	02/23/2018	CLARK CO. COMBINED HEALTH DIST	002350		1	316.12	
095931	W	02/23/2018	CLARK COUNTY EDUCATIONAL SERVICE CENTER	002300	RECONCILED:02/28/2018		91,947.97	
095932	W	02/23/2018	DAYTON POWER AND LIGHT COMPANY	032183			4,755.75	
095933	W	02/23/2018	Direct Energy Business Marketing, LLC	034790			2,954.47	
095934	W	02/23/2018	Fisher Auto Parts	035134			46.80	
095935	W	02/23/2018	GORDON FOOD SERVICE	014629		1	3,054.67	
095936	W	02/23/2018	JANTON COMPANY	006405			24.95	
095937	W	02/23/2018	Jason Meeks	034990		1	30.00	
095938	W	02/23/2018	John Christian	034001		1	30.00	
095939	W	02/23/2018	KINCAIDS	006764			92.71	
095940	W	02/23/2018	LaComedia Dinner Theater	034076			1,320.00	
095941	W	02/23/2018	MailFinance	033980			285.00	
095942	W	02/23/2018	MILLER'S TEXTILE SERVICES	012700			55.00	
095943	W	02/23/2018	Nickles Bakery of Ohio	035077		1	76.10	
095944	W	02/23/2018	REITER DAIRY	010970		1	466.50	
095945	W	02/23/2018	SPRINGFIELD FENCE CO INC	012640			450.00	
095946	W	02/23/2018	Transportation Accessories	036467			148.35	
095947	W	02/23/2018	W. R. HACKETT INC.,	005223		1	431.17	
992751	C	02/05/2018	PAYROLL	900005	RECONCILED:02/28/2018		(Multi-bank check) 225,968.02	
992755	C	02/20/2018	PAYROLL	900005	RECONCILED:02/28/2018		(Multi-bank check) 227,166.02	
992761	M	02/05/2018	PAYROLL	900005			(Multi-bank check) 2,969.95	
992762	M	02/05/2018	RETIREMENT SERS	900002			296.49	
992763	M	02/05/2018	RETIREMENT STRS	900001			2,145.15	
992765	M	02/23/2018	FOUNDATION	900014			(Multi-bank check) 119,802.48	
992766	M	02/27/2018	EPC-Self-Funded Medical Plan	900052		1	(Multi-bank check) 87,703.00	
992767	M	02/27/2018	EPC Dental/Vision Benefit Plan Dental Plan	900053			(Multi-bank check) 4,836.16	
992768	M	02/27/2018	EPC-Dental/Vision Benefit Plan	900054			(Multi-bank check) 1,258.00	

Date: 03/02/2018  
 Time: 3:12 pm

SOUTHEASTERN LOCAL SCHOOL  
 SORT BY CHECK NUMBER  
 CHECK DATES BETWEEN 02/01/2018 AND 02/28/2018  
 WARRANT, REFUND, MEMO, PAYROLL CHECKS

Page: 5  
 (CHEKPY)

CHECK	TYPE	DATE	VENDOR	VENDOR	STATUS/DATE	BANK CODE	CHECK AMOUNT
992769	M	02/27/2018	Vision Plan Sun Life Assurance Company of Canada	900055		(Multi-bank check)	360.00
992770	M	02/20/2018	PAYROLL	900005		(Multi-bank check)	2,984.28
992771	M	02/20/2018	RETIREMENT SERS	900002			296.49
992772	M	02/20/2018	RETIREMENT STRS	900001			2,110.15
992773	M	02/28/2018	AUDITOR CLARK COUNTY	900022			304.20
992774	M	02/28/2018	SECURITY NATIONAL BANK	900042			100.00
992775	M	02/14/2018	SECURITY NATIONAL BANK	900042			1,977.32
V VOIDED CHECKS			0	CHECK TOTALS		0.00	
R RECONCILED CHECKS			134	CHECK TOTALS		603,710.02	
W WARRANT CHECKS			177	CHECK TOTALS		171,336.10	
M MEMO CHECKS			14	CHECK TOTALS		227,143.67	
B REFUND CHECKS			0	CHECK TOTALS		0.00	
I INVESTMENT CHECKS			0	CHECK TOTALS		0.00	
T TRANSFER CHECKS			0	CHECK TOTALS		0.00	
D DISTRIBUTION CHECKS			0	CHECK TOTALS		0.00	
C PAYROLL CHECKS			2	CHECK TOTALS		453,134.04	
MISSING CHECKS			0				
** TOTAL CHECKS (LESS VOIDED)			193	** TOTAL NET		851,613.81	
*** TOTAL CHECKS WRITTEN			193	*** GRAND TOTALS		851,613.81	