

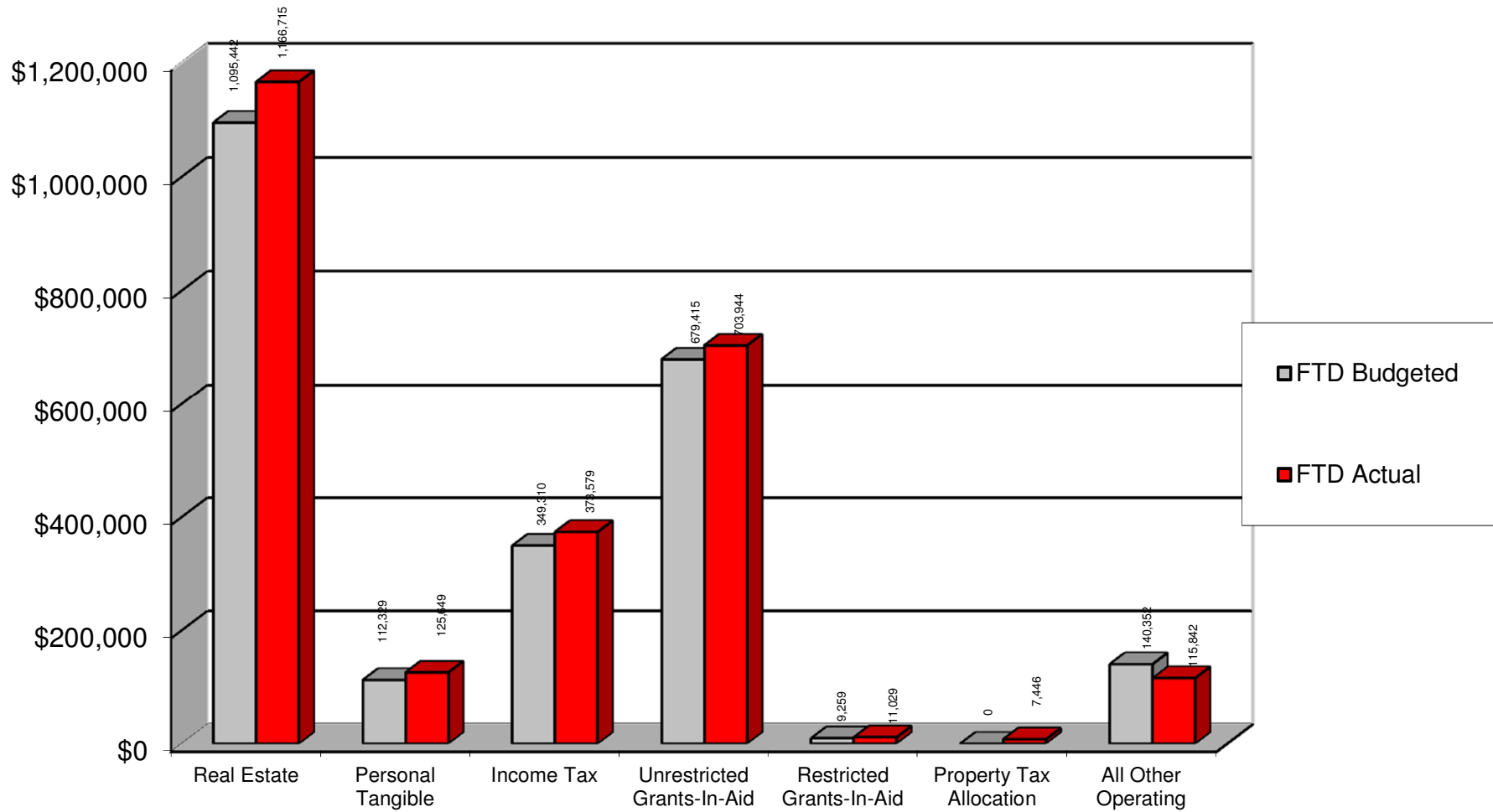
SOUTHEASTERN LOCAL SCHOOL DISTRICT

FINANCIAL REPORT

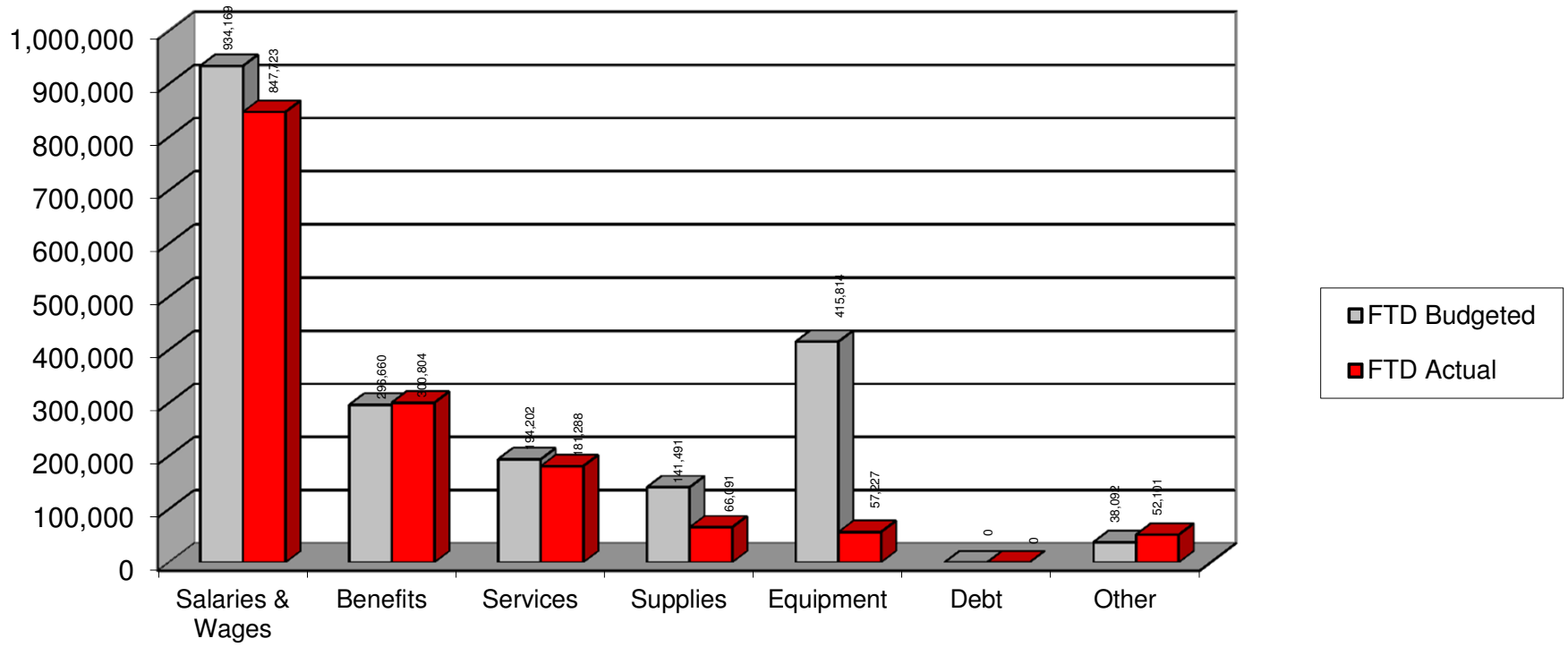
08/31/2018



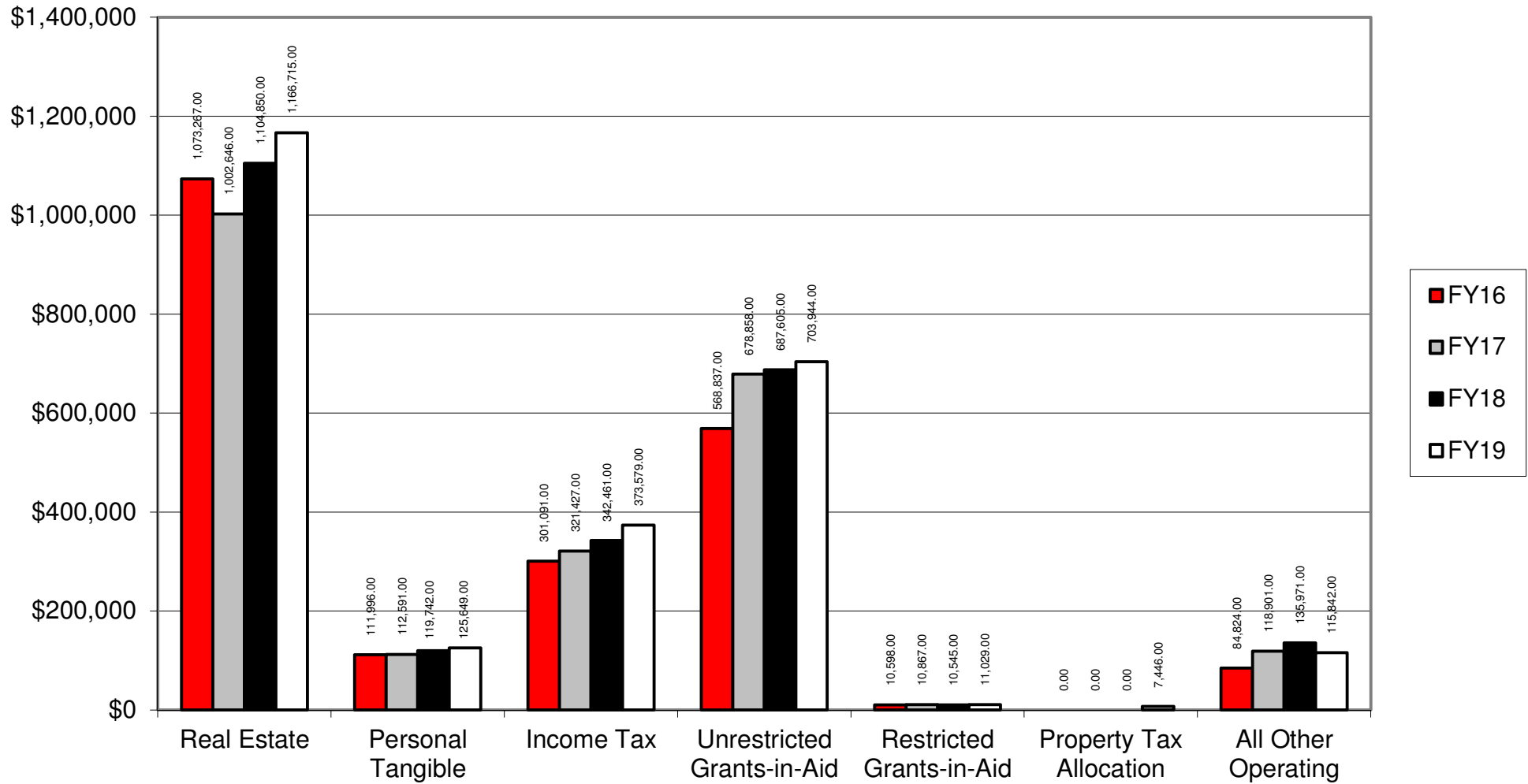
FTD BUDGETED vs. FTD ACTUAL



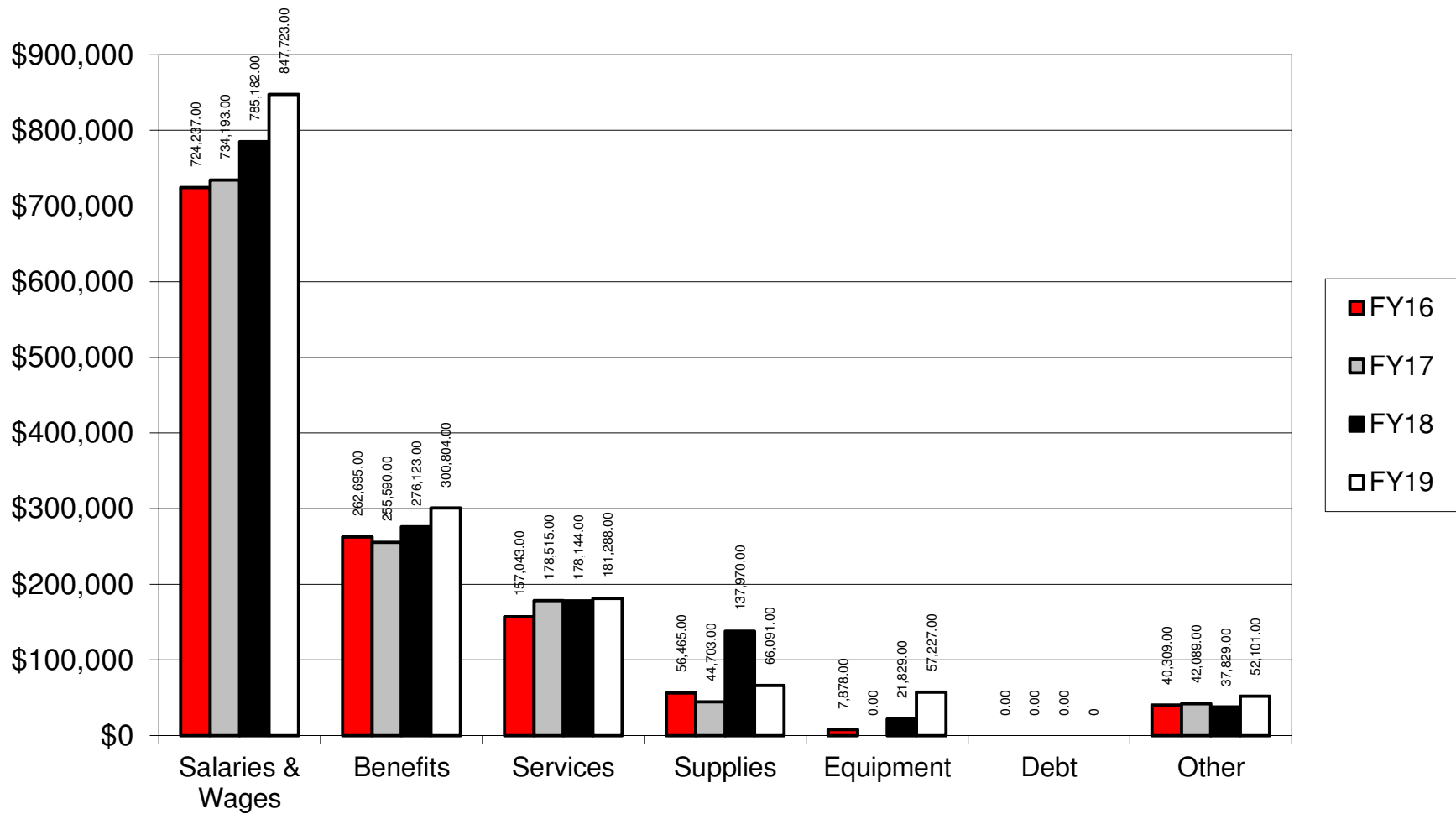
FTD BUDGETED vs. FTD ACTUAL



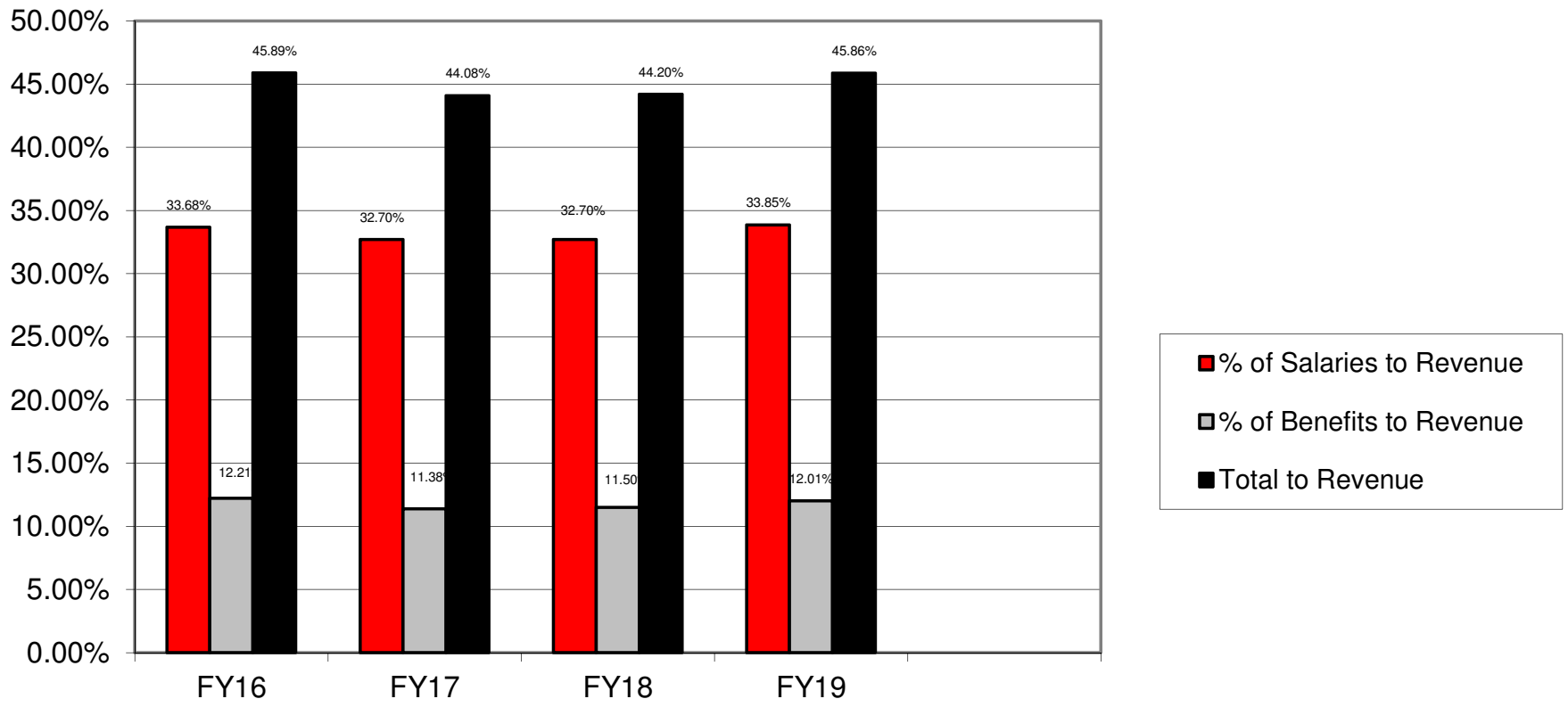
HISTORICAL REVENUE



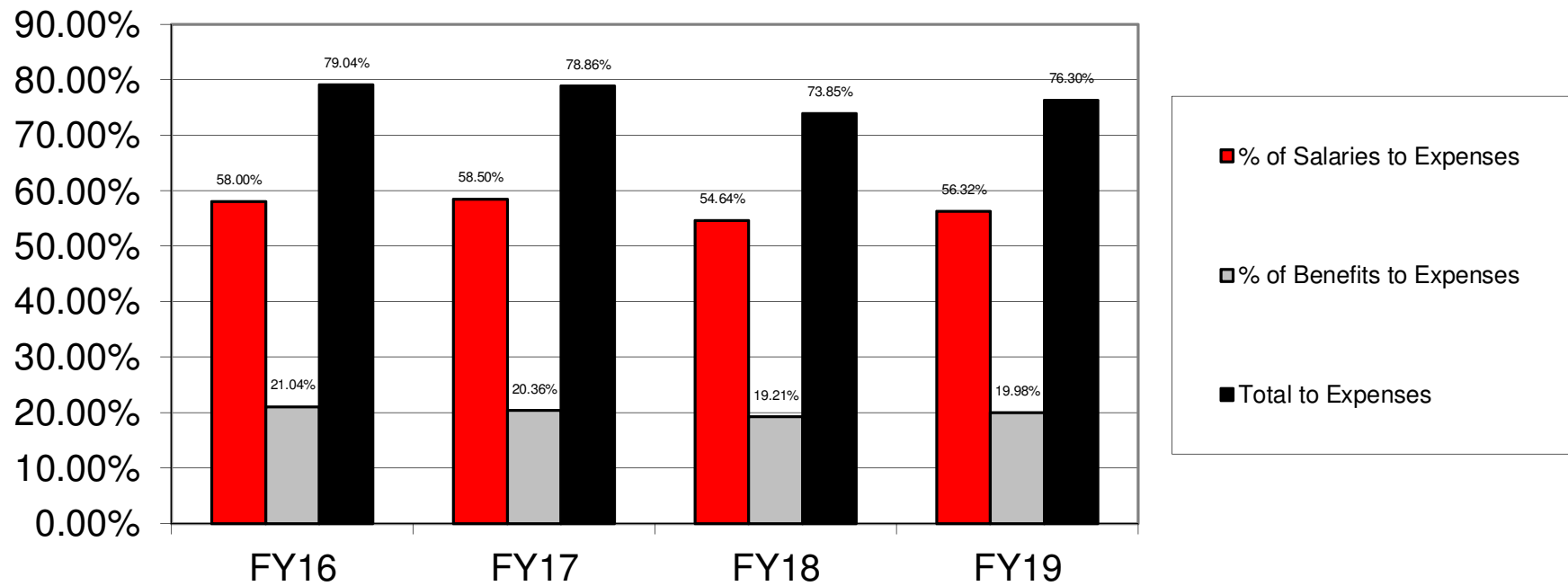
HISTORICAL EXPENDITURES



% OF SALARIES AND BENEFITS TO REVENUE



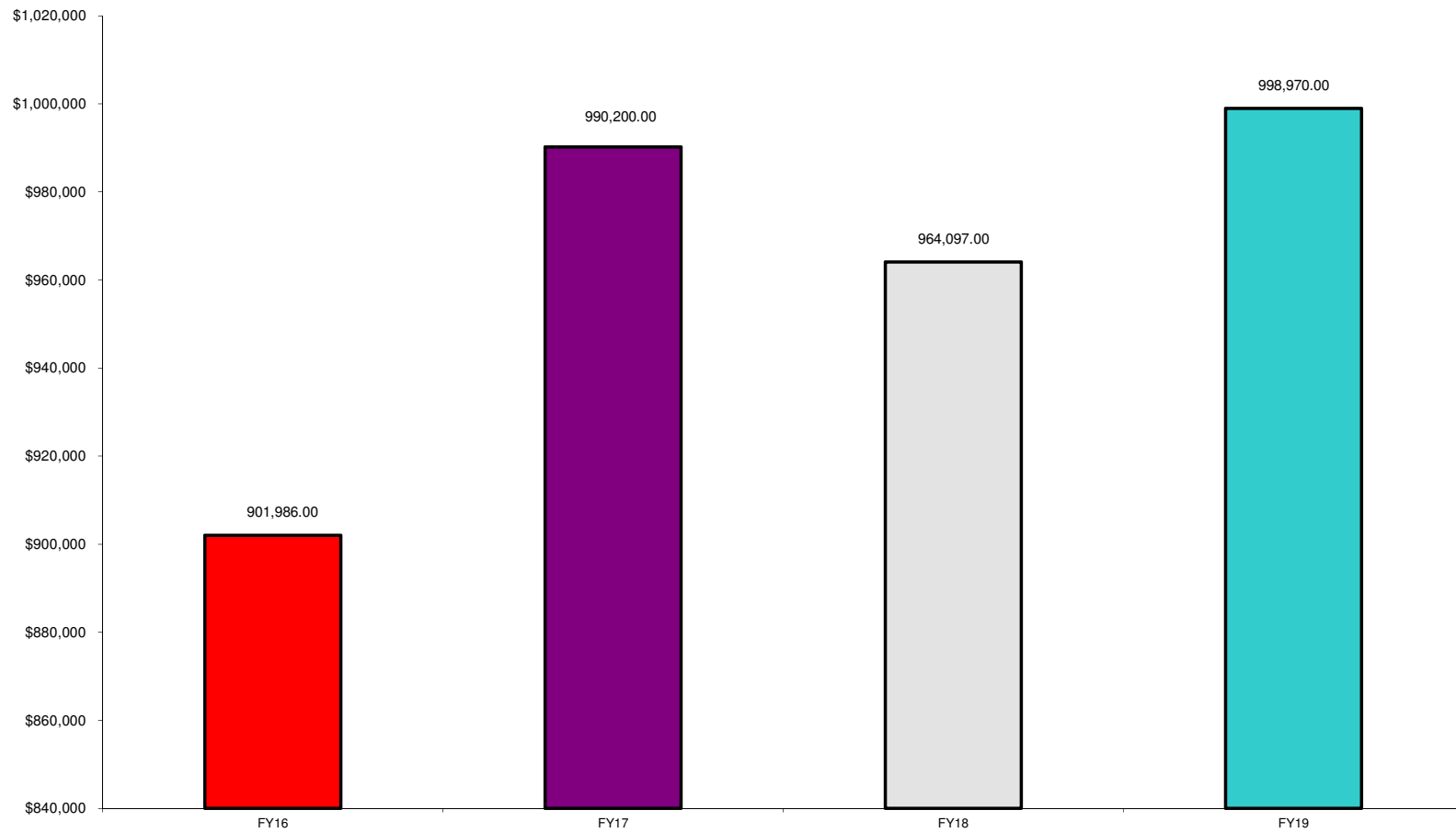
% OF SALARIES AND BENEFITS TO EXPENDITURES



Days of Operating Cash



SURPLUS/DEFICIT



**MONTHLY BUDGET VARIANCE
SOUTHEASTERN LOCAL SCHOOLS**

	FTD Budgeted	FTD Actual	Variance	Percentage Variance	MTD Budgeted	MTD Actual	Variance	Percentage Variance
<i>REVENUE</i>								
General Property (Real Estate)	\$1,095,442	\$1,166,715	\$71,273	6.51%	\$553,893	\$503,315	(\$50,578)	-9.13%
Tangible Personal Property	112,329	125,649	13,320	11.86%	112,329	125,649	13,320	11.86%
Income Tax	349,310	373,579	24,269	6.95%	0	0	0	-
Unrestricted Grants-In-Aid	679,415	703,944	24,529	3.61%	356,615	361,655	5,040	1.41%
Restricted Grants-In-Aid	9,259	11,029	1,770	19.12%	4,860	5,511	651	13.40%
Restricted Grants-In-Aid - SFSF	0	0	0	-	0	0	0	-
Property Tax Allocation	0	7,446	7,446	-	0	7,446	7,446	-
All Other Operating Revenue	140,352	115,842	(24,510)	-17.46%	47,401	73,722	26,321	55.53%
TOTAL REVENUE	\$2,386,107	\$2,504,204	\$118,097	4.95%	\$1,075,098	\$1,077,298	\$2,200	0.20%
<i>EXPENDITURES</i>								
Salaries & Wages	\$934,169	\$847,723	\$86,446	-9.25%	\$421,022	\$421,325	(\$303)	0.07%
Benefits	296,660	300,804	(4,144)	1.40%	149,708	158,955	(9,247)	6.18%
Services	194,202	181,288	12,914	-6.65%	74,630	69,735	\$4,895	-6.56%
Supplies	141,491	66,091	75,400	-53.29%	134,486	54,831	79,655	-59.23%
Equipment	415,814	57,227	358,587	-86.24%	51,908	1,110	\$50,798	-97.86%
Debt	0	0	0	-	0	0	0	-
Other	38,092	52,101	(14,009)	36.78%	20,596	30,965	(10,369)	50.34%
TOTAL EXPENSES	\$2,020,428	\$1,505,234	\$515,194	-25.50%	\$852,350	\$736,921	\$115,429	-13.54%
SURPLUS/DEFICIT	\$365,679	\$998,970	\$633,291	173.18%	\$222,748	\$340,377	\$117,629	52.81%
<i>OTHER USES/SOURCES</i>								
Transfers/Advances In	400,461	399,536	(925)	-0.23%	0	0	0	-
Transfers/Advances Out	0	0	0	-	0	0	0	-
All Other Financing Sources/(Uses)	17,380	0	(17,380)	-100.00%	664	0	\$664	-100.00%
NET SOURCES/USES	417,841	399,536	(18,305)	-4.38%	664	0	664	-100.00%
BEGINNING CASH	\$6,792,758	\$6,792,753	(\$5)	0.00%	\$7,452,866	\$7,850,882	\$398,016	5.34%
ENDING CASH	\$7,576,278	\$8,191,259	\$614,981	8.12%	\$7,676,278	\$8,191,259	\$514,981	6.71%
ENCUMBRANCES	\$629,139	\$614,658	(\$14,481)	-2.30%	\$629,139	\$614,658	(\$14,481)	-2.30%
BUDGET RESERVE	\$0	\$0			\$0	\$0		
UNENCUMBERED CASH	\$6,947,139	\$7,576,601	\$629,462	9.06%	\$7,047,139	\$7,576,601	\$529,462	7.51%

**HISTORICAL COMPARISON BY OBJECT
SOUTHEASTERN LOCAL SCHOOLS**

	FY 16 7/15-08/15	FY 17 7/16-08/16	% of Change	FY 18 7/17-08/17	% of Change	FY 19 7/18-08/18	% of Change
REVENUE							
General Property (Real Estate)	\$1,073,267	\$1,002,646	-6.58%	\$1,104,850	10.19%	\$1,166,715	5.60%
Tangible Personal Property	111,996	112,591	0.53%	119,742	6.35%	125,649	4.93%
Income Tax	301,091	321,427	6.75%	342,461	6.54%	373,579	9.09%
Unrestricted Grants-in-Aid	568,837	678,858	19.34%	687,605	1.29%	703,944	2.38%
Restricted Grants-in-Aid	10,598	10,867	2.54%	10,545	-2.96%	11,029	4.59%
Restricted Grants-in-Aid - SFSF	0	0	-	0	-	0	-
Property Tax Allocation	0	0	-	0	-	7,446	-
All Other Operating Revenue	84,824	118,901	40.17%	135,971	14.36%	115,842	-14.80%
TOTAL REVENUE	\$2,150,613	\$2,245,290	4.40%	\$2,401,174	6.94%	\$2,504,204	4.29%
EXPENDITURES							
Salaries & Wages	724,237	734,193	1.37%	785,182	6.94%	847,723	7.97%
Benefits	262,695	255,590	-2.70%	276,123	8.03%	300,804	8.94%
Services	157,043	178,515	13.67%	178,144	-0.21%	181,288	1.76%
Supplies	56,465	44,703	-20.83%	137,970	208.64%	66,091	-52.10%
Equipment	7,878	0	-100.00%	21,829	-	57,227	162.16%
Debt	0	0	-	0	-	0	-
Other	40,309	42,089	4.42%	37,829	-10.12%	52,101	37.73%
TOTAL EXPENDITURES	\$1,248,627	\$1,255,090	0.52%	\$1,437,077	14.50%	\$1,505,234	4.74%
SURPLUS/DEFICIT	901,986	990,200	9.78%	964,097	-2.64%	998,970	3.62%
OTHER SOURCES/USES							
Advances/Transfers In	279,051	291,995	4.64%	388,797	33.15%	399,536	2.76%
Advances/Transfers Out	0	0	-	0	-	0	-
All Other Financing Sources	0	142,806	-	24,756	-82.66%	0	-100.00%
Debt Service	0	0	-	0	-	0	-
NET SOURCES/USES	279,051	434,801	55.81%	413,553	-4.89%	399,536	-3.39%
BEGINNING CASH	\$5,988,692	\$6,590,282	10.05%	\$6,701,477	1.69%	\$6,792,753	1.36%
ENDING CASH	\$7,169,729	\$8,015,283	11.79%	\$8,079,127	0.80%	\$8,191,259	1.39%
ENCUMBRANCES	616,545	963,273	56.24%	\$411,645	-57.27%	\$614,659	49.32%
UNENCUMBERED CASH	\$6,553,184	\$7,052,010	7.61%	\$7,667,482	8.73%	\$7,576,600	-1.19%
% of Salaries to Revenue	33.68%	32.70%		32.70%		33.85%	
% of Benefits to Revenue	12.21%	11.38%		11.50%		12.01%	
Total to Revenue	45.89%	44.08%		44.20%		45.86%	
Days of Operating Cash	325.40	348.36		330.80		312.08	

Southeastern Local Schools
Clark County, Ohio

General Fund Financial History/Projection

8/31/2018

Percent of Fiscal Year Complete

16.67%

	2018-19 Projection	2018-19 FYTD Actual	FYTD %
REVENUE			
General Property (Real Estate)	\$2,579,219.00	\$1,166,715.00	45.24%
Tangible Personal Property	\$231,362.00	\$125,649.00	54.31%
Income Tax	\$1,062,799.00	\$373,579.00	35.15%
Unrestricted Grants-in-Aid	\$4,080,398.00	\$703,944.00	17.25%
Restricted Grants-in-Aid	\$55,608.00	\$11,029.00	19.83%
Restricted Grants-in-Aid - SFSF	\$0.00	\$0.00	#DIV/0!
Property Tax Allocation	\$380,334.00	\$7,446.00	1.96%
All Other Operating Revenue	\$867,645.00	\$115,842.00	13.35%
TOTAL	\$9,257,365.00	\$2,504,204.00	27.05%
EXPENDITURES			
Salaries & Wages	\$5,551,083.00	\$847,723.00	15.27%
Benefits	\$1,933,125.00	\$300,804.00	15.56%
Services	\$2,032,147.00	\$181,288.00	8.92%
Supplies	\$296,721.00	\$66,091.00	22.27%
Equipment	\$797,093.00	\$57,227.00	7.18%
Debt	\$0.00	\$0.00	#DIV/0!
Other	\$146,976.00	\$52,101.00	35.45%
TOTAL	\$10,757,145.00	\$1,505,234.00	13.99%
SURPLUS/(DEFICIT)	(\$1,499,780.00)	\$998,970.00	

Southeastern Local Schools
Explanation of Checks Over \$5,000

08/01/2018 - 08/31/2018

Check #	Vendor Name	Amount	Explanation
096523	A&B Asphalt Corp	\$29,575.15	Repair MV Drive
096579	MVECA	\$40,500.00	180 Chromebooks
096616	Houghton Mifflin	\$5,626.10	Books for HS and Software for MV
096617	IXL Math	\$5,055.00	Software for MV
096664	MVECA	\$8,967.00	Go Guardian License
990244	UHC	\$89,379.62	September Health Insurance Payment
992860	Payroll	\$223,113.40	Payroll for August 3, 2018
992872	Auditor Clark County	\$27,014.71	Auditor & Treasurer Fees
992874	Payroll	\$227,645.50	Payroll for August 20, 2018
992876	Foundation	\$119,553.96	County Board, STRS/SERS, Community Schools, Open Enrollment, ect...

-- Options Summary --

Output file SM2M.TXT
Print options page? (Y,N) Y
Report heading SM2 August 31, 2018
Fiscal Year 2019
Beginning Month: 08
Ending Month: 08

BAT_SM2M executed by SE_BMCKEE on node MVECA0:: at 4-SEP-2018 18:55:25.06

DATE: 09/04/2018
 TIME: 18:55:25

FORM SM-2
 OHIO DEPARTMENT OF EDUCATION - OFFICE OF SCHOOL MANAGEMENT ASSISTANCE
 ANNUAL SPENDING PLAN (CURRENT OPERATION - GENERAL FUND ONLY - O.R.C. 5705.391)

PAGE: 1

SCHOOL DISTRICT: SOUTHEASTERN LOCAL SCHOOL

IRN # 046276 COUNTY: CLARK
 SM2 August 31, 2018

FISCAL YEAR: 2019 MONTH: 08

	MONTHLY ESTIMATE	MONTHLY ACTUAL	MONTHLY DIFFERENCE	FISCAL YTD ESTIMATE	FISCAL YTD ACTUAL	FISCAL YTD DIFFERENCE
REVENUES						
01.010 General Property (Real Estate)	0	503,315	503,315	0	1,166,715	1,166,715
01.020 Tangible Personal Property Tax	0	125,649	125,649	0	125,649	125,649
01.030 Income Tax	0	0	0	0	373,579	373,579
01.035 Unrestricted Grants-in-Aid	0	361,655	361,655	0	703,944	703,944
01.040 Restricted Grants-in-Aid	0	5,511	5,511	0	11,029	11,029
01.045 Restricted Grants-in-Aid - SFSF	0	0	0	0	0	0
01.050 Property Tax Allocation	0	7,446	7,446	0	7,446	7,446
01.060 All Other Operating Revenue	0	73,722	73,722	0	115,842	115,842
01.070 Total Revenue	0	1,077,298	1,077,298	0	2,504,204	2,504,204
OTHER FINANCING SOURCES						
02.010 Proceeds from Sale of Notes	0	0	0	0	0	0
02.020 State Emergency Loans & Advancements (Approved)	0	0	0	0	0	0
02.040 Operating Transfers-In	0	0	0	0	0	0
02.050 Advances-In	0	0	0	0	399,536	399,536
02.060 All Other Financing Sources	0	0	0	0	0	0
02.070 Total Other Financing Sources	0	0	0	0	399,536	399,536
02.080 Total Revenues and Other Financing Sources	0	1,077,298	1,077,298	0	2,903,740	2,903,740
EXPENDITURES						
03.010 Personal Services	0	421,325	421,325	0	847,723	847,723
03.020 Employees' Retirement/Insurance Benefits	0	158,955	158,955	0	300,804	300,804
03.030 Purchased Services	0	69,735	69,735	0	181,288	181,288
03.040 Supplies and Materials	0	54,831	54,831	0	66,091	66,091
03.050 Capital Outlay	0	1,110	1,110	0	57,227	57,227
03.060 Intergovernmental	0	0	0	0	0	0
04.010 Debt Service: All Principal (Historical)	0	0	0	0	0	0
04.020 Debt Service: Principal - Notes	0	0	0	0	0	0
04.030 Debt Service: Principal - State Loans	0	0	0	0	0	0
04.040 Debt Service: Principal - State Advancements	0	0	0	0	0	0
04.050 Debt Service: Principal - HB 264 Loans	0	0	0	0	0	0
04.055 Debt Service: Principal - Other	0	0	0	0	0	0
04.060 Debt Service: Interest and Fiscal Charges	0	0	0	0	0	0
04.300 Other Objects	0	30,965	30,965	0	52,101	52,101
04.500 Total Expenditures	0	736,921	736,921	0	1,505,234	1,505,234
OTHER FINANCING USES						
05.010 Operating Transfers - Out	0	0	0	0	0	0
05.020 Advances - Out	0	0	0	0	0	0
05.030 All Other Financing Uses	0	0	0	0	0	0
05.040 Total Other Financing Uses	0	0	0	0	0	0
05.050 Total Expenditure and Other Financing Uses	0	736,921	736,921	0	1,505,234	1,505,234
06.010 Excess Rev & Oth Financing Sources over(under) Exp &	0	340,377	340,377	0	1,398,506	1,398,506
07.010 Beginning Cash Balance	0	7,850,882	7,850,882	0	6,792,753	6,792,753
07.020 Ending Cash Balance	0	8,191,259	8,191,259	0	8,191,259	8,191,259
08.010 Outstanding Encumbrances	0	614,658	614,658	0	614,658	614,658

-- Options Summary --

Summary or Detail Report? (S,D) D
Output file: FINSUMM.TXT
Type: CSV
Print options page? (Y,N) Y
Generate FINDET report for comparison? (Y,N) Y
Sort options: FS
Include future encumbrance amounts? (Y,N) N
Include accounts with zero amounts? (Y,N) N
Include accounts which are no longer active? (Y,N,I) Y

BAT_FINSUM executed by SE_BMCKEE on node MVECA0:: at 4-SEP-2018 18:34:30.13

Date: 09/04/2018
 Time: 6:34 pm

SOUTHEASTERN LOCAL SCHOOL
 Financial Report by Fund/SCC

Fund #	Fund Description	FYTD Receipts	MTD Expenditures	FYTD Expenditures	Current Fund Balance	Current Encumbrances	Unencumbered Fund Balance	Bank Code	
001 0000	CASH CONTROL - GENERAL FUND	6,690,892.41	1,077,297.52	2,903,738.95	736,921.24	1,505,233.31	8,089,398.05	614,657.99	7,474,740.06
001 9018	Chromebook	976.64-	0.00	0.00	0.00	0.00	976.64-	0.00	976.64-
001 9412	GENERAL SET ASIDE (5%)	102,837.52	0.00	0.00	0.00	0.00	102,837.52	0.00	102,837.52
003 0000	GENERAL INTEREST	1,248,379.88	9,632.61	33,312.99	0.00	0.00	1,281,692.87	0.00	1,281,692.87
003 9001	PERMANENT IMPROVEMENT VOTED	1,165,682.77-	62,131.80	111,331.80	92,332.62	95,044.72	1,149,395.69-	115,285.62	1,264,681.31-
003 9003	AUDITORIUM RENOVATION	848.38	0.00	0.00	0.00	0.00	848.38	0.00	848.38
006 0000	LUNCHROOM CASH CONTROL	0.00	1,738.50	1,738.50	9,658.40	395,427.43	393,688.93-	157,782.60	551,471.53- 1
018 9081	PRINCIPAL'S SUPPORT - MIAMI VIEW	1,582.92	0.00	0.00	0.00	138.00	1,444.92	0.00	1,444.92 1
018 9082	PRINCIPAL'S SUPPORT - HIGH SCHOOL	0.00	0.00	0.00	0.00	14,001.71	14,001.71-	1,250.00	15,251.71- 1
018 9281	MIDDLE SCHOOL PRINCIPAL'S SUPPORT	3,317.47	0.00	0.00	80.00	80.00	3,237.47	2,762.49	474.98
019 9091	MIAMI VIEW WORKROOM/LOUNGE	491.25	0.00	0.00	0.00	0.00	491.25	0.00	491.25 1
019 9092	TEACHER'S LOUNGE - HIGH SCHOOL	401.99	83.73	83.73	0.00	0.00	485.72	102.99	382.73
022 9012	Wellness Incentive	8,970.85	0.00	0.00	0.00	0.00	8,970.85	0.00	8,970.85
022 9013	Julia Salyers Memorial Fund	377.00	0.00	0.00	0.00	0.00	377.00	0.00	377.00
022 9014	Jerry South Memorial Fund	397.84	0.00	0.00	0.00	0.00	397.84	0.00	397.84
022 9081	PRINCIPAL'S FUND/STAFF RECOGNITION	3,844.70-	0.00	0.00	0.00	0.00	3,844.70-	783.75	4,628.45-

Date: 09/04/2018
 Time: 6:34 pm

SOUTHEASTERN LOCAL SCHOOL
 Financial Report by Fund/SCC

Fund #	Fund Description	FYTD Receipts	MTD Expenditures	FYTD Expenditures	Current Fund Balance	Current Encumbrances	Unencumbered Fund Balance	Bank Code	
022 9082	PRINCIPAL'S FUND/STAFF RECOGNITION	573.35	0.00	199.98	373.37	300.02	73.35		
022 9208	2008 Section 125	26.17	0.00	0.00	26.17	0.00	26.17		
022 9281	PRINCIPAL'S FUND/STAFF RECOGNITION	0.00	0.00	59.34	7,221.16-	1,634.48	8,855.64-		
027 0000	BWC Distribution Account	67,608.76	504.00	19,813.45	0.00	0.00	87,422.21	12,648.00	74,774.21
200 9000	Washington DC Trip	3,346.34	0.00	0.00	0.00	3,346.34	0.00	3,346.34	
200 9013	Class of 2013	816.46	0.00	0.00	0.00	816.46	0.00	816.46	
200 9014	Class of 2014	250.00	0.00	0.00	0.00	250.00	0.00	250.00	
200 9015	Class of 2015	187.01	0.00	0.00	0.00	187.01	0.00	187.01	
200 9016	Class of 2016	381.97	0.00	0.00	0.00	381.97	0.00	381.97	
200 9017	Class of 2017	181.27-	0.00	0.00	0.00	181.27-	75.00	256.27-	
200 9018	Class of 2018	1,679.47-	0.00	0.00	0.00	1,679.47-	0.00	1,679.47-	
200 9019	Class of 2019	150.85-	0.00	0.00	0.00	150.85-	0.00	150.85-	
200 9020	Class of 2020	571.87	0.00	0.00	0.00	571.87	0.00	571.87	
200 9021	Class of 2021	115.00	0.00	0.00	0.00	115.00	0.00	115.00	
200 9201	FUTURE FARMERS OF AMERICA	3,593.01	0.00	0.00	2,497.50	1,095.51	3,960.00	2,864.49-	
200 9202	FAMILIES CAREERS & COMMUNITY LEADERS OF AMERI	2,598.22	0.00	0.00	0.00	2,598.22	15.94	2,582.28	1

Date: 09/04/2018
 Time: 6:34 pm

SOUTHEASTERN LOCAL SCHOOL
 Financial Report by Fund/SCC

Fund #	Fund Description	FYTD Receipts	MTD Expenditures	FYTD Expenditures	Current Fund Balance	Current Encumbrances	Unencumbered Fund Balance	Bank Code
200 9203	FUTURE EDUCATORS OF AMERICA	119.74	0.00	0.00	119.74	0.00	119.74	
200 9205	NATIONAL HONOR SOCIETY	355.44	0.00	0.00	355.44	385.00	29.56-	1
200 9206	STUDENT COUNCIL - HI SCHOOL	3,642.03-	0.00	3,642.03	0.00	0.00	0.00	
200 9207	ACHIEVEMENT THRU TEAMWORK	668.01	0.00	0.00	668.01	0.00	668.01	
200 9208	Spanish Club	329.02	0.00	0.00	329.02	0.00	329.02	
200 9209	E3 (Encourage, Empower, Educate) Committee	2,511.20	0.00	0.00	2,511.20	0.00	2,511.20	
200 9210	SPIRIT CLUB	4,166.82	0.00	0.00	524.79	350.00	174.79	
200 9215	LAND LAB	264.28	0.00	0.00	264.28	0.00	264.28	
200 9216	MIAMI VIEW MIDDLE SCHOOL STUDENT COUNCIL	4,170.61	0.00	0.00	4,170.61	0.00	4,170.61	1
200 9217	Jr. High Student Council	5,143.24	0.00	0.00	5,143.24	0.00	5,143.24	
200 9222	S.A.D.D. CASH	206.74	0.00	0.00	206.74	0.00	206.74	
200 9225	H2O HELP TO OTHERS	1,096.82	0.00	0.00	1,096.82	0.00	1,096.82	
200 9226	Art Club	1,868.58	0.00	0.00	1,868.58	250.00	1,618.58	
300 9302	BAND	9,707.48	0.00	0.00	9,707.48	0.00	9,707.48	
300 9303	CHEERLEADERS - HI SCHOOL	419.53-	235.00-	3,281.00	453.60	3,743.60	882.13-	3,653.80
300 9304	CHOIR - HI SCHOOL	755.43	0.00	0.00	0.00	755.43	0.00	755.43

Date: 09/04/2018
 Time: 6:34 pm

SOUTHEASTERN LOCAL SCHOOL
 Financial Report by Fund/SCC

Fund #	Fund Description	FYTD Receipts	MTD Expenditures	FYTD Expenditures	Current Fund Balance	Current Encumbrances	Unencumbered Fund Balance	Bank Code
300 9305	DRAMA - HI SCHOOL 10,292.93	0.00	0.00	395.00	9,897.93	209.85	9,688.08	
300 9306	Bowling Club 5,265.15-	0.00	0.00	0.00	5,265.15-	637.00	5,902.15-	
300 9308	TROJAN TIMES 1.66	0.00	0.00	0.00	1.66	0.00	1.66	
300 9309	YEARBOOK 4,970.05-	0.00	0.00	0.00	4,970.05-	0.00	4,970.05-	
300 9312	Wrestling Club 8,406.34-	0.00	0.00	250.00	8,656.34-	3,050.14	11,706.48-	
300 9313	CHEERLEADERS - MIAMI VIEW 1,580.78	569.02	1,714.04	229.85	3,049.85	244.97	3,520.30	3,275.33-
300 9320	ATHLETICS - HI SCHOOL 873.97	8,509.00	11,003.55	8,272.56	8,853.89	3,023.63	24,435.69	21,412.06- 1
300 9330	ATHLETICS MIAMI VIEW 1,041.48	924.00	924.00	1,375.79	1,375.79	589.69	4,439.61	3,849.92- 1
450 9407	SCHOOLNET 0.01	0.00	0.00	0.00	0.00	0.01	0.00	0.01
459 9903	OHIO READS GRANT 300.00	0.00	0.00	0.00	300.00	0.00	300.00	
459 9905	OHIO READS 2,000.00	0.00	0.00	0.00	2,000.00	0.00	2,000.00	
461 9018	VOC ED ENHANCEMENTS 0.00	0.00	0.00	150.76	150.76	150.76-	0.00	150.76-
499 9014	Early Literacy Grant 7,805.06	0.00	0.00	0.00	7,805.06	0.00	7,805.06	
499 9107	Project Lead the Way 0.45	0.00	0.00	0.00	0.45	0.00	0.45	
499 9118	Strategies "Secondary Transition" 459.00	0.00	0.00	482.17	23.17-	0.00	23.17-	
499 9900	BUILDING INCENTIVE 128.59	0.00	0.00	0.00	128.59	0.00	128.59	

Date: 09/04/2018
 Time: 6:34 pm

SOUTHEASTERN LOCAL SCHOOL
 Financial Report by Fund/SCC

Fund #	Fund Description	FYTD Receipts	MTD Expenditures	FYTD Expenditures	Current Fund Balance	Current Encumbrances	Unencumbered Fund Balance	Bank Code
516 9602	TITLE IV-B 2002 0.56	0.00	0.00	0.00	0.56	0.00	0.56	
516 9618	IDEA PART B 0.00	0.00	5,367.17	17,997.82	17,997.82-	0.00	17,997.82-	
572 9218	TITLE I 3,034.60	0.00	12,377.71	27,285.04	24,250.44-	0.00	24,250.44-	
573 9302	TITLE VI-INNOVATIVE 1.00	0.00	0.00	0.00	1.00	0.00	1.00	
599 9018	Title IV-A Student Support & Academic Enrichm 19.08	0.00	0.00	0.00	19.08	0.00	19.08	
GRAND TOTALS:								
	7,002,249.45	1,161,155.18	3,090,584.04	867,479.02	2,087,069.76	8,005,763.73	952,190.27	7,053,573.46

-- Options Summary --

Output file: CHEKPY.TXT
Print options page? (Y,N) Y
Sort options: C
Check types to select. (D,I,M,P,R,T,W): W,P,R,M
Print vendor from PO or check. (P,C): P
Date Selection From: 08/01/2018
To: 08/31/2018
Summary or Detail report? (S,D) S
Single or Double space summary report? (S,D) S
Include or Exclude the following vendors?(I,E) I

BAT_CHEKPY executed by SE_BMCKEE on node MVECA0:: at 4-SEP-2018 18:39:11.48

Date: 09/04/2018
Time: 6:39 pm

SOUTHEASTERN LOCAL SCHOOL
SORT BY CHECK NUMBER
CHECK DATES BETWEEN 08/01/2018 AND 08/31/2018
WARRANT, REFUND, MEMO, PAYROLL CHECKS

Page: 1
(CHEKPY)

CHECK	TYPE	DATE	VENDOR	VENDOR	STATUS/DATE	BANK CODE	CHECK AMOUNT
096522	W	08/09/2018	PETTY CASH	003101	RECONCILED:08/31/2018	1	1,000.00
096523	W	08/10/2018	A&B Asphalt Corporation	033112			29,575.15
096524	W	08/10/2018	Byrum's Floor Store LLC	034601	RECONCILED:08/31/2018		400.00
096525	W	08/10/2018	CARSON DELLOSA PUBL.	002000	RECONCILED:08/31/2018		226.53
096526	W	08/10/2018	CBTS	035203	RECONCILED:08/16/2018		1,110.00
096527	W	08/10/2018	CLARK COUNTY EDUCATIONAL SERVICE CENTER	002300	RECONCILED:08/16/2018		44.85
096528	W	08/10/2018	CLASSROOM DIRECT	031777	RECONCILED:08/31/2018		90.59
096529	W	08/10/2018	COMMERCIAL EQUIPMENT	031024	RECONCILED:08/31/2018	1	160.00
096530	W	08/10/2018	D.A. Robers & Associates, Inc.	033102			2,700.00
096531	W	08/10/2018	DAYTON POWER AND LIGHT COMPANY	032183	RECONCILED:08/31/2018		2,822.45
096532	W	08/10/2018	De Lage Landen	034335	RECONCILED:08/31/2018		1,806.00
096533	W	08/10/2018	Delong Heating & Air	033278	RECONCILED:08/31/2018		2,795.00
096534	W	08/10/2018	Evan-Moor Corp.	033509	RECONCILED:08/31/2018		20.97
096535	W	08/10/2018	Fan Cloth Products LLC	034253	RECONCILED:08/31/2018	1	1,238.00
096536	W	08/10/2018	Flagway House	030851	RECONCILED:08/31/2018		335.34
096537	W	08/10/2018	Gem City Tire	033016	RECONCILED:08/31/2018		4,115.81
096538	W	08/10/2018	Geyer Instructional Products	032872	RECONCILED:08/31/2018		228.61
096539	W	08/10/2018	H. W. MANN & SONS	007650	RECONCILED:08/31/2018		80.00
096540	W	08/10/2018	Habitec Security	032464	RECONCILED:08/31/2018		239.76
096541	W	08/10/2018	HAMMOND & STEPHENS	005260			120.60
096542	W	08/10/2018	LOWE'S LUMBER	007430	RECONCILED:08/31/2018		161.36
096543	W	08/10/2018	MAINE'S COLLISION REPAIR	000013	RECONCILED:08/31/2018		854.00
096544	W	08/10/2018	Nasco Arts & Crafts	033039	RECONCILED:08/31/2018		6.30
096545	W	08/10/2018	NEOLA, Inc.	032628	RECONCILED:08/31/2018		650.00
096546	W	08/10/2018	Ohio Mobile Shredding	032609	RECONCILED:08/31/2018		177.87
096547	W	08/10/2018	PCMG, Inc.	030141			3,973.52
096548	W	08/10/2018	SCANTRON CORP	011530	RECONCILED:08/31/2018		1,315.89
096549	W	08/10/2018	Scholastic Book Clubs, Inc.	032435	RECONCILED:08/31/2018		19.13
096550	W	08/10/2018	School Outfitters	034307	RECONCILED:08/31/2018		358.70
096551	W	08/10/2018	SCHOOL SPECIALTY & BECKLEY CARDY	011672	RECONCILED:08/31/2018		125.05
096552	W	08/10/2018	Sears Commercial One	032622	RECONCILED:08/31/2018		143.94
096553	W	08/10/2018	SHERWIN WILLIAMS	002183	RECONCILED:08/31/2018		158.26
096554	W	08/10/2018	SHOEMAKER'S HOME CENTER	011950	RECONCILED:08/31/2018		290.43
096555	W	08/10/2018	SPRINGFIELD FENCE CO INC	012640	RECONCILED:08/31/2018		950.00
096556	W	08/10/2018	thirtyseven4	035204			513.50
096557	W	08/10/2018	Tierney Brothers Inc.	034619			1,420.65
096558	W	08/10/2018	TRIEC, INC.	020083			686.76
096559	W	08/10/2018	Turf Nerd Lawn Care	035111		1	334.56
096560	W	08/10/2018	VECTREN ENERGY DELIVERY	003350			24.92
096561	W	08/10/2018	WILSON PRINTING AND GRAPHICS	031158			496.85
096562	W	08/17/2018	RIDDELL/ALL AMERICAN	031115	RECONCILED:08/31/2018	1	985.79
096563	W	08/17/2018	American Fidelity Administrive Services, LLC	034825	RECONCILED:08/31/2018		1,177.00
096564	W	08/17/2018	April Lemaster	035206	RECONCILED:08/31/2018		65.00
096565	W	08/17/2018	Cedarville High School	033547	RECONCILED:08/31/2018	1	80.00
096566	W	08/17/2018	CLASSROOM DIRECT	031777	RECONCILED:08/31/2018		413.66
096567	W	08/17/2018	COMMUNITY HOSPITAL CENTER FOR OCCUPATIONAL HEALTH	002395	RECONCILED:08/31/2018		265.00
096568	W	08/17/2018	DARRICK RIGGS	032170	RECONCILED:08/20/2018		287.22

Date: 09/04/2018
 Time: 6:39 pm

SOUTHEASTERN LOCAL SCHOOL
 SORT BY CHECK NUMBER
 CHECK DATES BETWEEN 08/01/2018 AND 08/31/2018
 WARRANT, REFUND, MEMO, PAYROLL CHECKS

Page: 2
 (CHEKPY)

CHECK	TYPE	DATE	VENDOR	VENDOR	STATUS/DATE	BANK CODE	CHECK AMOUNT
096569	W	08/17/2018	DAVID MORROW	008609	RECONCILED:08/20/2018		50.69
096570	W	08/17/2018	Geer Gas Corporation	010097	RECONCILED:08/31/2018		19.05
096571	W	08/17/2018	Internal Revenue Service	032964	RECONCILED:08/31/2018		1,081.65
096572	W	08/17/2018	IXL Math	035126	RECONCILED:08/31/2018		299.00
096573	W	08/17/2018	JENNIFER TINCHER	031946	RECONCILED:08/31/2018		19.00
096574	W	08/17/2018	Just-Ink-Tees	035150	RECONCILED:08/31/2018	1	88.00
096575	W	08/17/2018	KAPLAN SCHOOL SPLY CORP	006640			30.95
096576	W	08/17/2018	Lakeshore Learning Materials	032560	RECONCILED:08/31/2018		270.18
096577	W	08/17/2018	LOWE'S LUMBER	007430	RECONCILED:08/31/2018		38.88
096578	W	08/17/2018	MACRAY CO INC.	007480	RECONCILED:08/31/2018		250.00
096579	W	08/17/2018	MVECA	008305	RECONCILED:08/31/2018		40,500.00
096580	W	08/17/2018	NASCO	008682	RECONCILED:08/31/2018		27.99
096581	W	08/17/2018	OEDSA C/O North Canton City Sc Todd Tolson	000227	RECONCILED:08/31/2018		200.00
096582	W	08/17/2018	OHIO HERITAGE CONFERENCE Ted Williams, Commissioner	031858	RECONCILED:08/31/2018	1	1,000.00
096583	W	08/17/2018	Pearson Education Inc	034765			4,700.00
096584	W	08/17/2018	Plattensburg Certified Public Accountants	034165	RECONCILED:08/31/2018		600.00
096585	W	08/17/2018	QUILL OFFICE SUPPLIES	010750			4,249.63
096586	W	08/17/2018	Rhonda Sweeney	033421			30.00
096587	W	08/17/2018	RICK DELANEY	003402	RECONCILED:08/31/2018	1	70.00
096588	W	08/17/2018	Rochester 100 Inc	035186	RECONCILED:08/31/2018		260.00
096589	W	08/17/2018	Scholastic Inc.	032833	RECONCILED:08/31/2018		3,233.25
096590	W	08/17/2018	School Outfitters	034307	RECONCILED:08/31/2018		2,174.09
096591	W	08/17/2018	School Specialty: Office Supplies	034639	RECONCILED:08/31/2018		551.33
096592	W	08/17/2018	Scott Lamb	032726	RECONCILED:08/31/2018		129.00
096593	W	08/17/2018	SHERWIN WILLIAMS	002183	RECONCILED:08/31/2018		185.47
096594	W	08/17/2018	STANTON SHEET MUSIC	012750	RECONCILED:08/31/2018		427.50
096595	W	08/17/2018	Steve Williams	034921			250.00
096596	W	08/17/2018	Sunrise Co-Op	032513	RECONCILED:08/31/2018		182.15
096597	W	08/17/2018	Turf Nerd Lawn Care	035111	RECONCILED:08/31/2018	1	328.00
096598	W	08/17/2018	VoiceThread	035202	RECONCILED:08/31/2018		171.00
096599	B	08/22/2018	CARDINAL ASSOCIATES, INC	001842			126.41
096600	W	08/24/2018	Al Able Pest Doctors	034985		(Multi-bank check)	55.00
096601	W	08/24/2018	BOB POWERS	000057	RECONCILED:08/31/2018	1	60.00
096602	W	08/24/2018	BRIAN WARNER	031875		1	65.00
096603	W	08/24/2018	Byrum's Floor Store LLC	034601	RECONCILED:08/31/2018		450.00
096604	W	08/24/2018	CAROLINA BIO SUPPLY	001838			272.97
096605	W	08/24/2018	CHUCK CULTICE	003230		1	65.00
096606	W	08/24/2018	CLARK COUNTY EDUCATIONAL SERVICE CENTER	002300	RECONCILED:08/27/2018		855.00
096607	W	08/24/2018	CLASSROOM DIRECT	031777			22.23
096608	W	08/24/2018	COMMUNITY HOSPITAL CENTER FOR OCCUPATIONAL HEALTH	002395	RECONCILED:08/31/2018		87.00
096609	W	08/24/2018	Daniel Dogbey	035209		1	58.00
096610	W	08/24/2018	DARRICK RIGGS	032170	RECONCILED:08/27/2018		219.09
096611	W	08/24/2018	Direct Energy Business Marketing, LLC	034790			47.74
096612	W	08/24/2018	ENASCO	034471			126.55
096613	W	08/24/2018	EverWhite	034627			1,216.99

Date: 09/04/2018
 Time: 6:39 pm

SOUTHEASTERN LOCAL SCHOOL
 SORT BY CHECK NUMBER
 CHECK DATES BETWEEN 08/01/2018 AND 08/31/2018
 WARRANT, REFUND, MEMO, PAYROLL CHECKS

Page: 3
 (CHEKPY)

CHECK	TYPE	DATE	VENDOR	VENDOR	STATUS/DATE	BANK CODE	CHECK AMOUNT
096614	W	08/24/2018	FREE SPIRIT PUBL INC.	020161			151.42
096615	W	08/24/2018	Harold Harris	033453		1	65.00
096616	W	08/24/2018	HOUGHTON MIFFLIN SCG Technology Orders	020405	RECONCILED:08/31/2018		5,626.10
096617	W	08/24/2018	IXL Math	035126			5,055.00
096618	W	08/24/2018	J.W. Pepper-Georgia Distrib.	032676			714.43
096619	W	08/24/2018	Jason Ennis	034462	RECONCILED:08/31/2018		184.92
096620	W	08/24/2018	Jeff Emory	034497		1	30.00
096621	W	08/24/2018	Jerry Savage	032750		1	65.00
096622	W	08/24/2018	Lakeshore Learning Materials	032560			60.92
096623	W	08/24/2018	Lane, Alton & Horst LLC	035199			13.63
096624	W	08/24/2018	Larry Berna	034150		1	58.00
096625	W	08/24/2018	LINDA CHENEY	002203			30.00
096626	W	08/24/2018	MailFinance	033980			285.00
096627	W	08/24/2018	Michael Seagraves	035143		1	80.00
096628	W	08/24/2018	MIKE MCNEIL	004007		1	65.00
096629	W	08/24/2018	NASCO	008682			119.04
096630	W	08/24/2018	QUILL OFFICE SUPPLIES	010750			65.30
096631	W	08/24/2018	R.D. Holder Oil Co., Inc.	033005	RECONCILED:08/31/2018		592.30
096632	W	08/24/2018	Teacher Store @Scholastic.com	033753			90.75
096633	W	08/24/2018	School Outfitters	034307	RECONCILED:08/31/2018		327.77
096634	W	08/24/2018	School Specialty Marketplace	034604			5.24
096635	W	08/24/2018	STANTON SHEET MUSIC	012750			346.50
096636	W	08/24/2018	Therapy Shoppe	033513			115.40
096637	W	08/31/2018	BOB POWERS	000057		1	140.00
096638	W	08/31/2018	Bob White	034940		1	70.00
096639	W	08/31/2018	Bookpal	034766			909.36
096640	W	08/31/2018	CARDINAL BUS SALES & SERVICE	011859			114.63
096641	W	08/31/2018	CATHY HOLFINGER	030793			111.40
096642	W	08/31/2018	COLUMBUS CLAY CO.	014917			452.12
096643	W	08/31/2018	David Pfister	030343		1	60.00
096644	W	08/31/2018	DAYTON POWER AND LIGHT COMPANY	032183			2,110.59
096645	W	08/31/2018	Dean Foods	010970		1	266.01
096646	W	08/31/2018	DICK BLICK CO.	001387			1,221.09
096647	W	08/31/2018	EAI Education	032633			77.83
096648	W	08/31/2018	George Snyder	035210		1	58.00
096649	W	08/31/2018	GORDON FOOD SERVICE	014629		1	1,309.54
096650	W	08/31/2018	Heinemann	034401			519.75
096651	W	08/31/2018	In A Pinch	034671		1	1,262.00
096652	W	08/31/2018	James Bland	034014		1	65.00
096653	W	08/31/2018	James Landers	033311		1	58.00
096654	W	08/31/2018	Jeff Emory	034497		1	50.00
096655	W	08/31/2018	Jeffrey Hall	034729		1	70.00
096656	W	08/31/2018	Jim Fox	033863		1	65.00
096657	W	08/31/2018	Kelton Gray	035211		1	65.00
096658	W	08/31/2018	Library Store Inc, The	033963			523.35
096659	W	08/31/2018	LOWE'S LUMBER	007430			150.82
096660	W	08/31/2018	Mabe's Clothing & Athletic Apparel	033747			229.85
096661	W	08/31/2018	MARK M. MILLER	020766		1	65.00
096662	W	08/31/2018	Matthew Mitchell	034550		1	80.00

Date: 09/04/2018
 Time: 6:39 pm

SOUTHEASTERN LOCAL SCHOOL
 SORT BY CHECK NUMBER
 CHECK DATES BETWEEN 08/01/2018 AND 08/31/2018
 WARRANT, REFUND, MEMO, PAYROLL CHECKS

Page: 4
 (CHEKPY)

CHECK	TYPE	DATE	VENDOR	VENDOR	STATUS/DATE	BANK CODE	CHECK AMOUNT
096663	W	08/31/2018	MILLER'S TEXTILE SERVICES	012700		1 (Multi-bank check)	165.68
096664	W	08/31/2018	MVECA	008305			8,967.00
096665	W	08/31/2018	Nasco Arts & Crafts	033039			162.28
096666	W	08/31/2018	PASCO SCIENTIFIC	020424			118.00
096667	W	08/31/2018	Pearson Education Inc	034765			369.62
096668	W	08/31/2018	PREMIER SCHOOL AGENDA	030988			3,397.00
096669	W	08/31/2018	QUILL OFFICE SUPPLIES	010750			2,922.77
096670	W	08/31/2018	Rebel Athletic Inc.	035195			453.60
096671	W	08/31/2018	RICK DELANEY	003402		1	110.00
096672	W	08/31/2018	Rochester 100 Inc	035186			260.00
096673	W	08/31/2018	School Specialty Marketplace	034604			647.81
096674	W	08/31/2018	SHOEMAKER'S GROCERY	011900			259.32
096675	W	08/31/2018	Studenttreasures Publishing	035175			80.00
096676	W	08/31/2018	Teacher Created Resources	034612			26.98
096677	W	08/31/2018	Teacher Synergy, LLC Purchase order Department	035110			120.30
096678	W	08/31/2018	Todd Flora	033658		1	65.00
096679	W	08/31/2018	TUFFY BROOKS SPTG GOODS	013170		1	1,550.00
096680	W	08/31/2018	Varidesk, LLC	034964			1,010.00
096681	W	08/31/2018	WILSON PRINTING AND GRAPHICS	031158			1,919.50
096682	W	08/31/2018	Zachary Spina	035212		1	80.00
990243	M	08/06/2018	SECURITY NATIONAL BANK	900042			209.65
990244	M	08/28/2018	EPC-Self-Funded Medical Plan	900052		(Multi-bank check)	89,379.62
990245	M	08/28/2018	EPC Dental/Vision Benefit Plan Dental Plan	900053		(Multi-bank check)	4,821.20
990246	M	08/28/2018	EPC-Dental/Vision Benefit Plan Vision Plan	900054		(Multi-bank check)	1,255.60
990247	M	08/28/2018	Sun Life Assurance Company of Canada	900055		(Multi-bank check)	409.36
992860	C	08/03/2018	PAYROLL	900005	RECONCILED:08/31/2018	(Multi-bank check)	223,113.40
992872	M	08/07/2018	AUDITOR CLARK COUNTY	900022			27,014.71
992873	M	08/08/2018	AUDITOR CLARK COUNTY	900022			317.11
992874	C	08/20/2018	PAYROLL	900005	RECONCILED:08/31/2018	(Multi-bank check)	227,645.50
992876	M	08/25/2018	FOUNDATION	900014		(Multi-bank check)	119,553.96
992877	M	08/25/2018	SECURITY NATIONAL BANK	900042			814.24
992878	M	08/24/2018	CORRECTING ENTRY	900038			0.00
992879	M	08/24/2018	CORRECTING ENTRY	900038			0.00
992880	M	08/24/2018	CORRECTING ENTRY	900038			0.00
992881	M	08/10/2018	SECURITY NATIONAL BANK	900042			195.00
992882	M	08/31/2018	SECURITY NATIONAL BANK	900042			100.00
992883	M	08/30/2018	SECURITY NATIONAL BANK	900042			4,996.74
992884	M	08/03/2018	PAYROLL	900005		(Multi-bank check)	2,942.21
992885	M	08/03/2018	RETIREMENT SERS	900002			312.50
992886	M	08/03/2018	RETIREMENT STRS	900001			2,173.46
992887	M	08/20/2018	PAYROLL	900005		(Multi-bank check)	3,026.25
992888	M	08/20/2018	RETIREMENT SERS	900002			492.50
992890	M	08/20/2018	RETIREMENT STRS	900001			2,173.46
992891	M	08/17/2018	AUDITOR CLARK COUNTY	900022			126.41
992892	M	08/08/2018	RETIREMENT SERS	900002			151.50

V VOIDED CHECKS 0 CHECK TOTALS 0.00
 R RECONCILED CHECKS 73 CHECK TOTALS 536,515.82

Date: 09/04/2018
Time: 6:39 pm

SOUTHEASTERN LOCAL SCHOOL
SORT BY CHECK NUMBER
CHECK DATES BETWEEN 08/01/2018 AND 08/31/2018
WARRANT, REFUND, MEMO, PAYROLL CHECKS

Page: 5
(CHEKPY)

CHECK	TYPE	DATE	VENDOR	VENDOR	STATUS/DATE	BANK CODE	CHECK AMOUNT
W	WARRANT CHECKS		160		CHECK TOTALS		176,998.32
M	MEMO CHECKS		23		CHECK TOTALS		260,046.18
B	REFUND CHECKS		1		CHECK TOTALS		126.41
I	INVESTMENT CHECKS		0		CHECK TOTALS		0.00
T	TRANSFER CHECKS		0		CHECK TOTALS		0.00
D	DISTRIBUTION CHECKS		0		CHECK TOTALS		0.00
C	PAYROLL CHECKS		2		CHECK TOTALS		450,758.90
	MISSING CHECKS		0				
**	TOTAL CHECKS (LESS VOIDED)		186	**	TOTAL NET		887,929.81
***	TOTAL CHECKS WRITTEN		186	***	GRAND TOTALS		887,929.81