

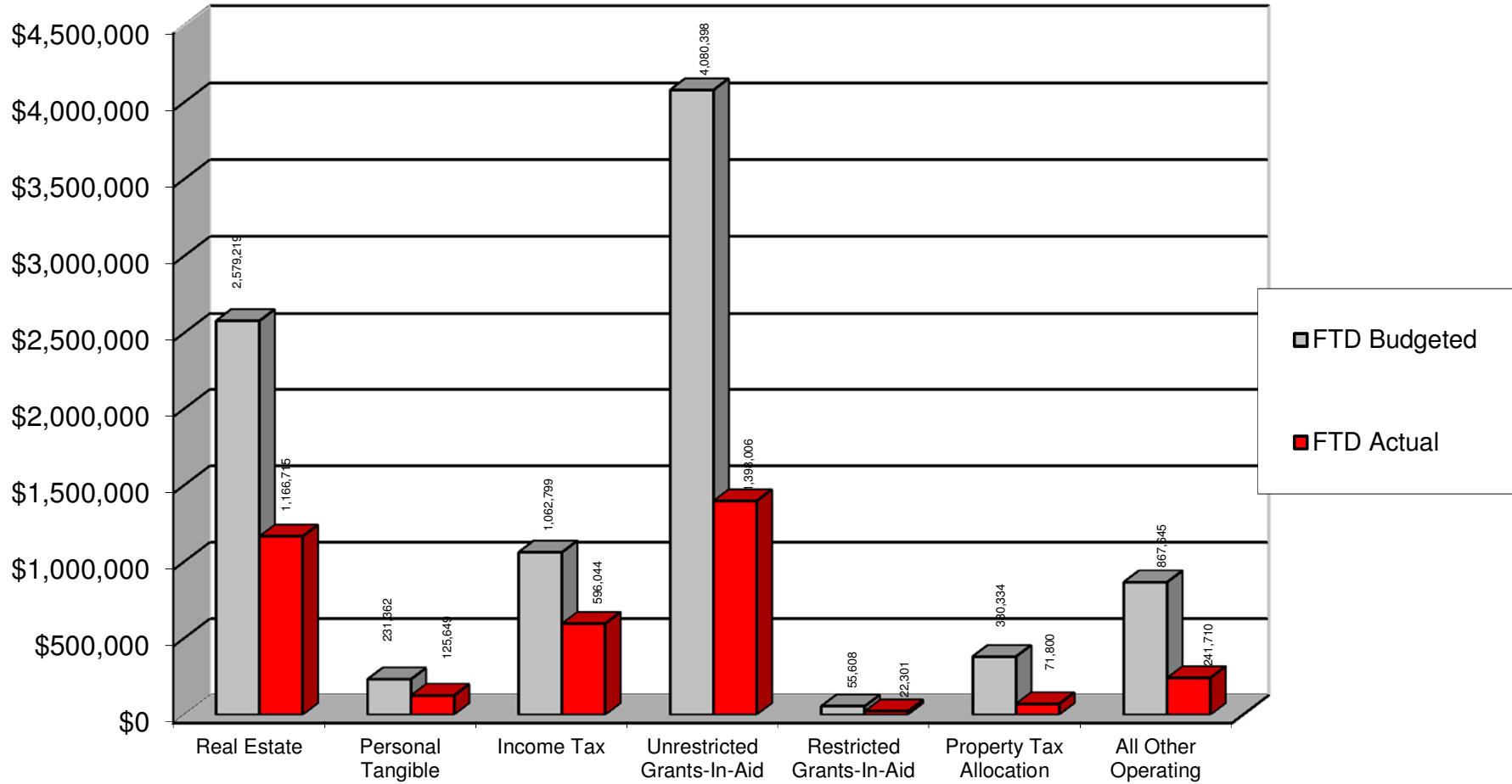
SOUTHEASTERN LOCAL SCHOOL DISTRICT

FINANCIAL REPORT

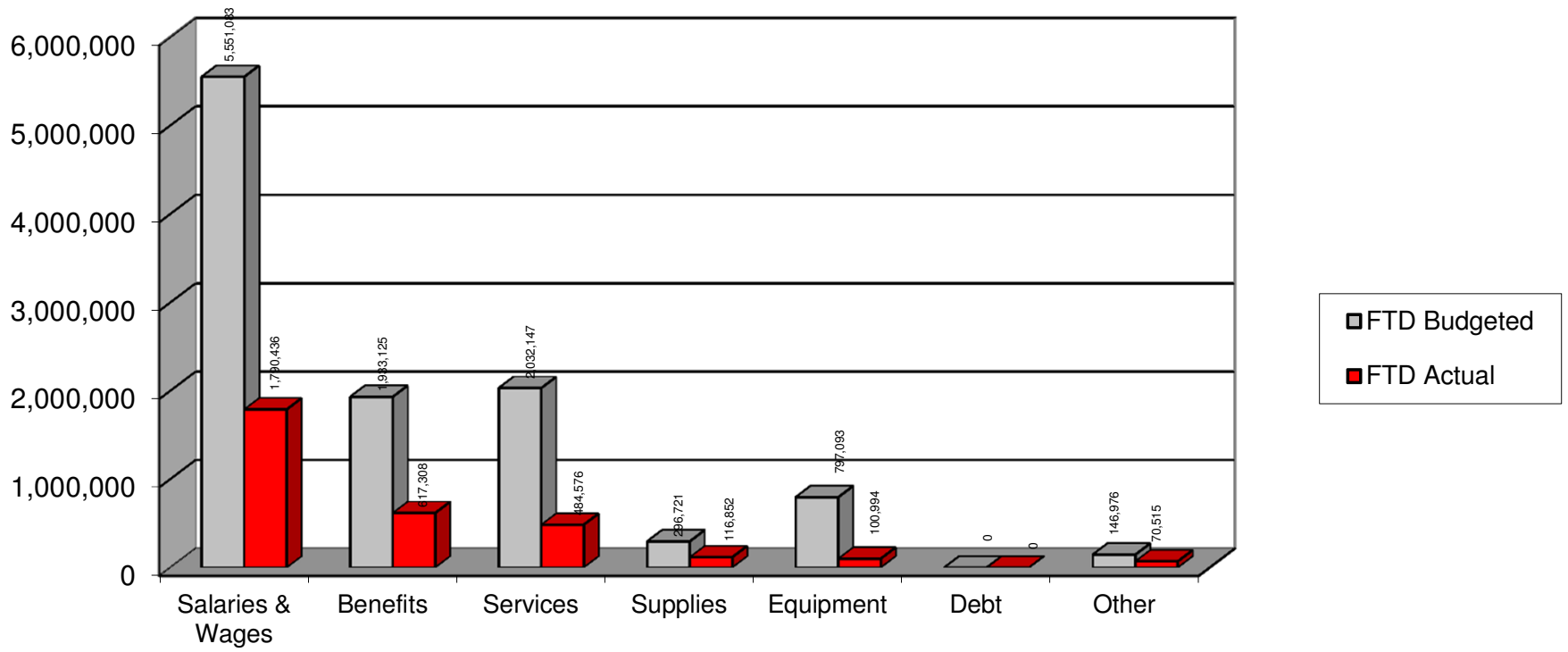
10/31/2018



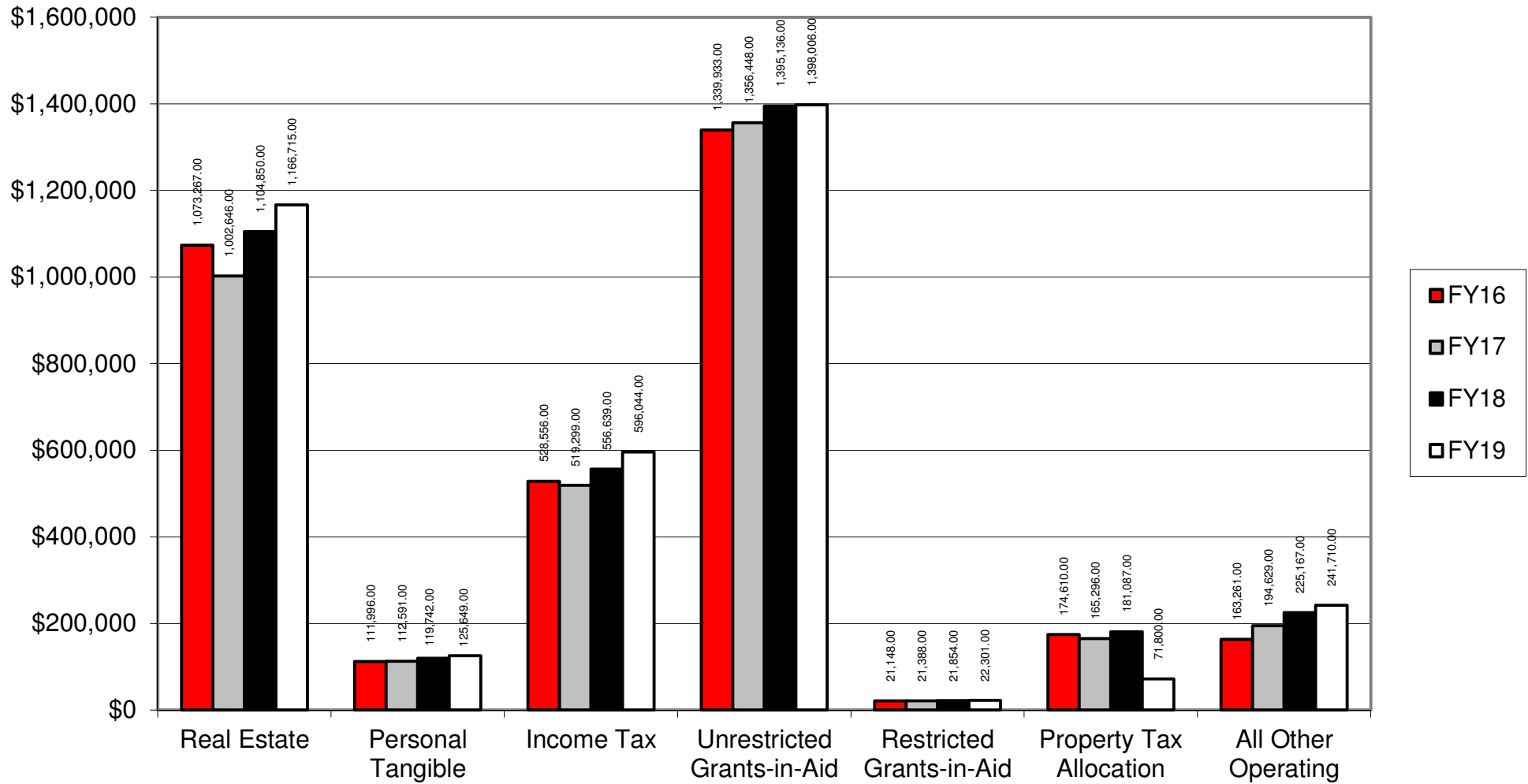
FTD BUDGETED vs. FTD ACTUAL



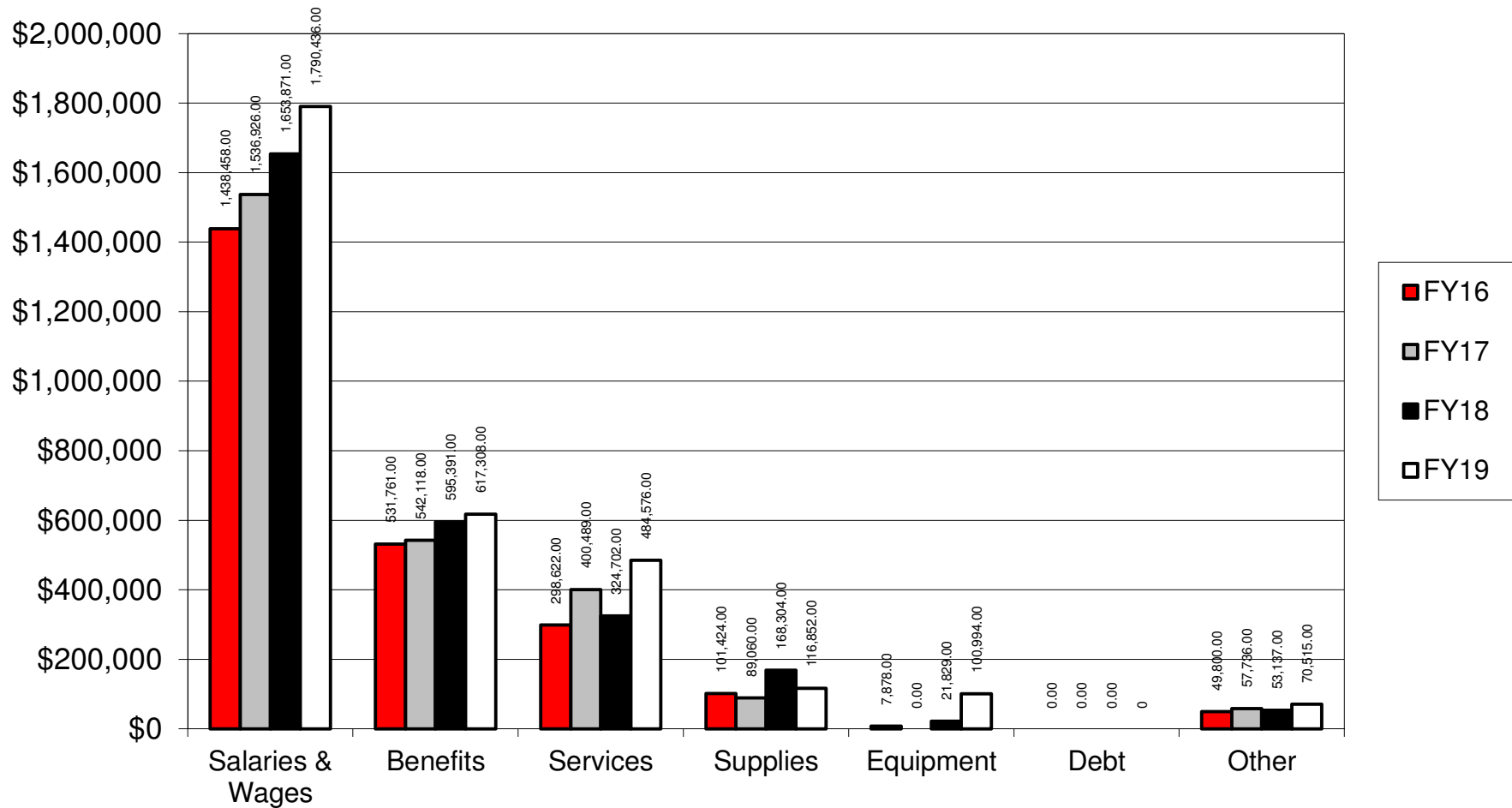
FTD BUDGETED vs. FTD ACTUAL



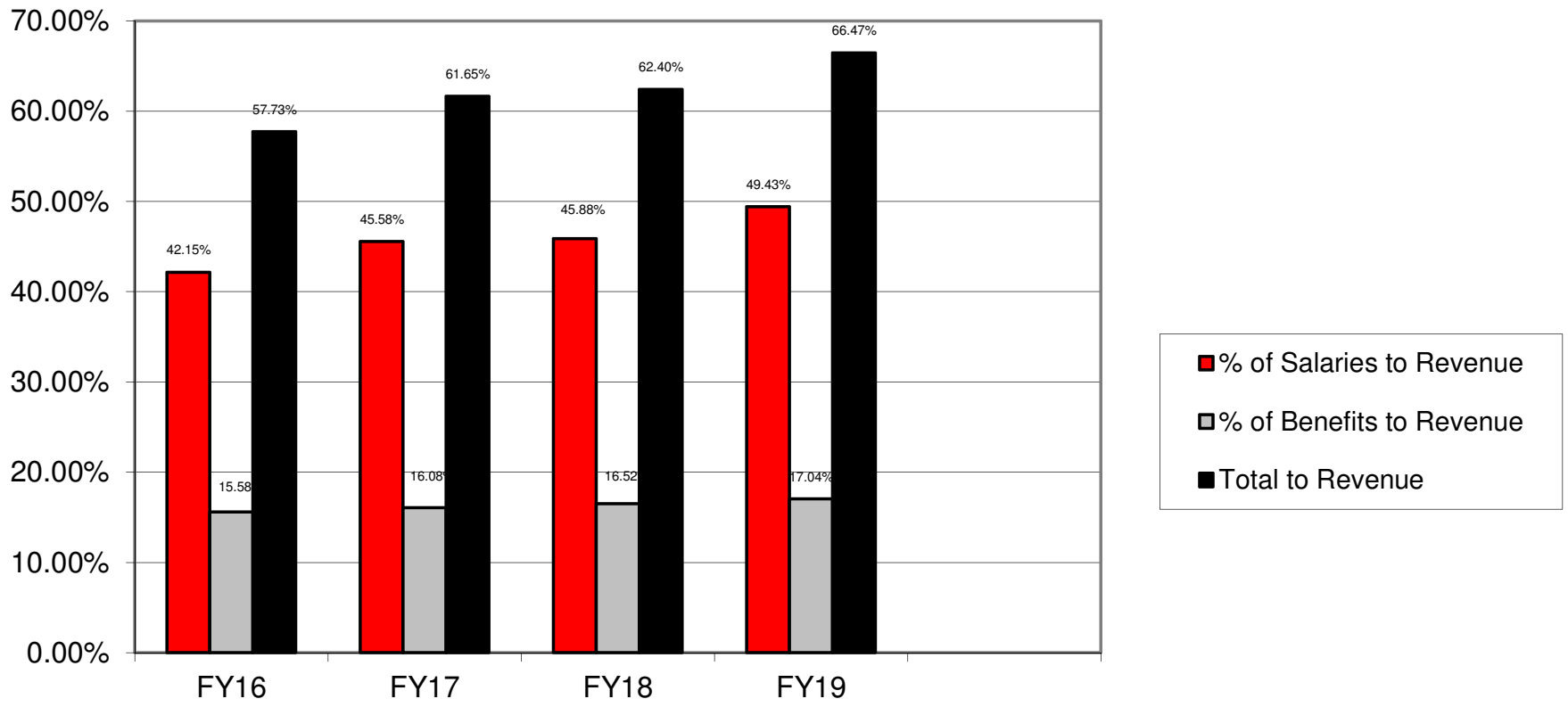
HISTORICAL REVENUE



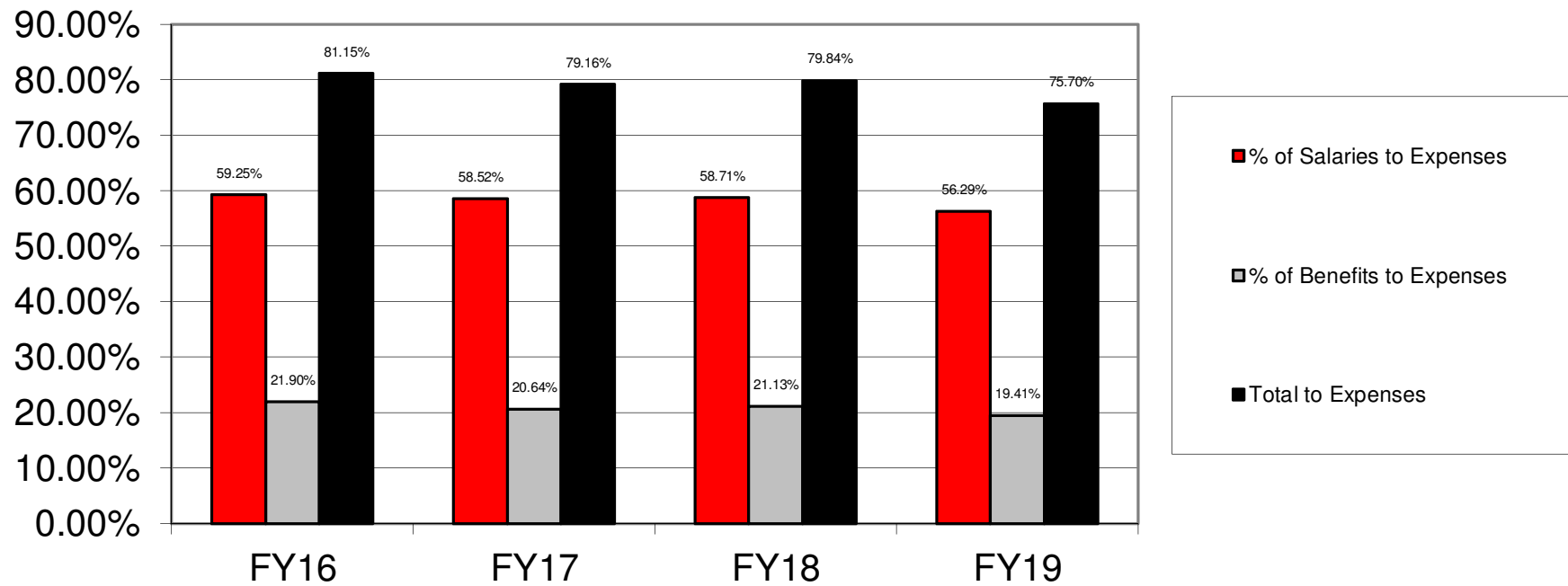
HISTORICAL EXPENDITURES



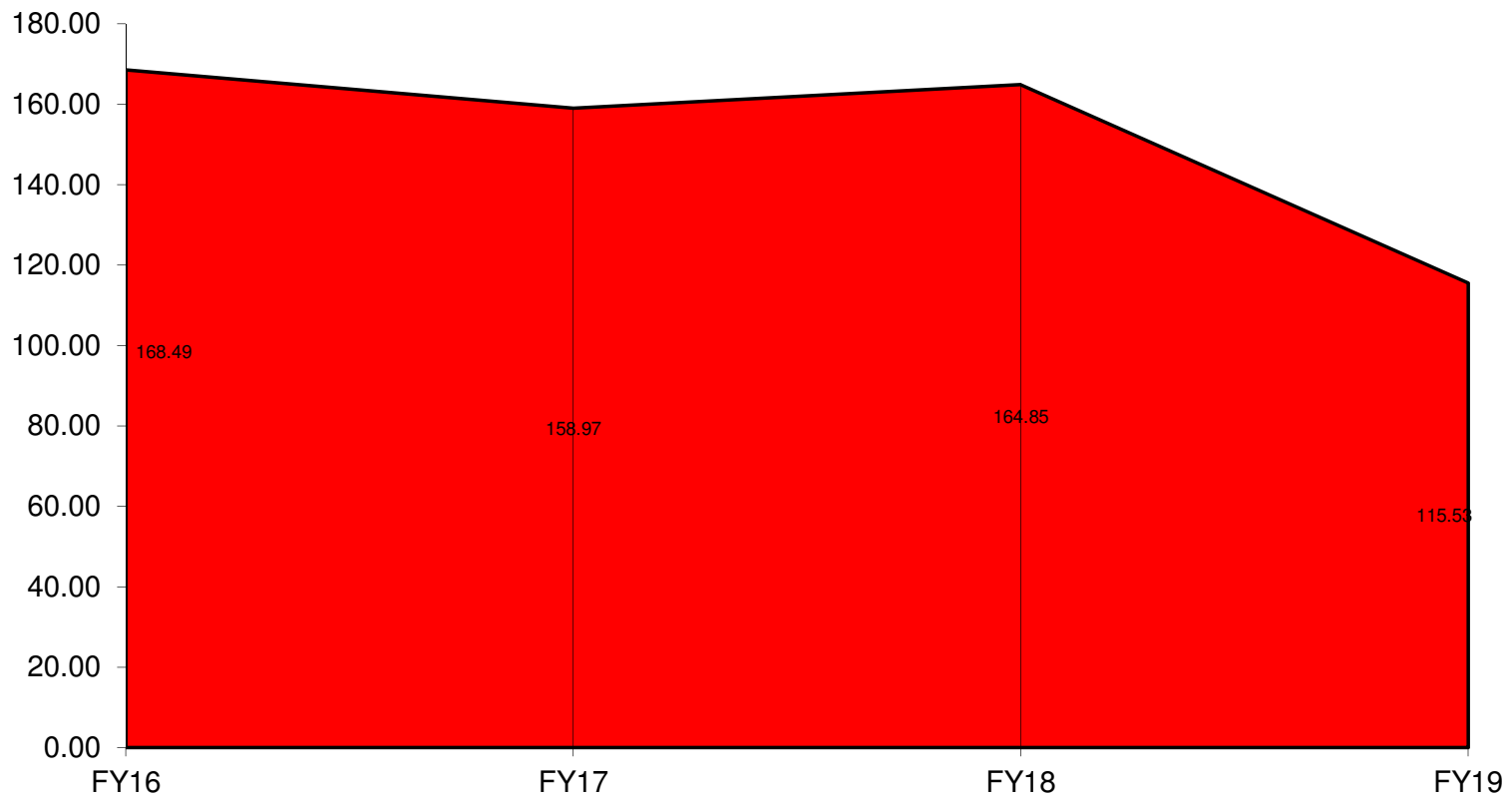
% OF SALARIES AND BENEFITS TO REVENUE



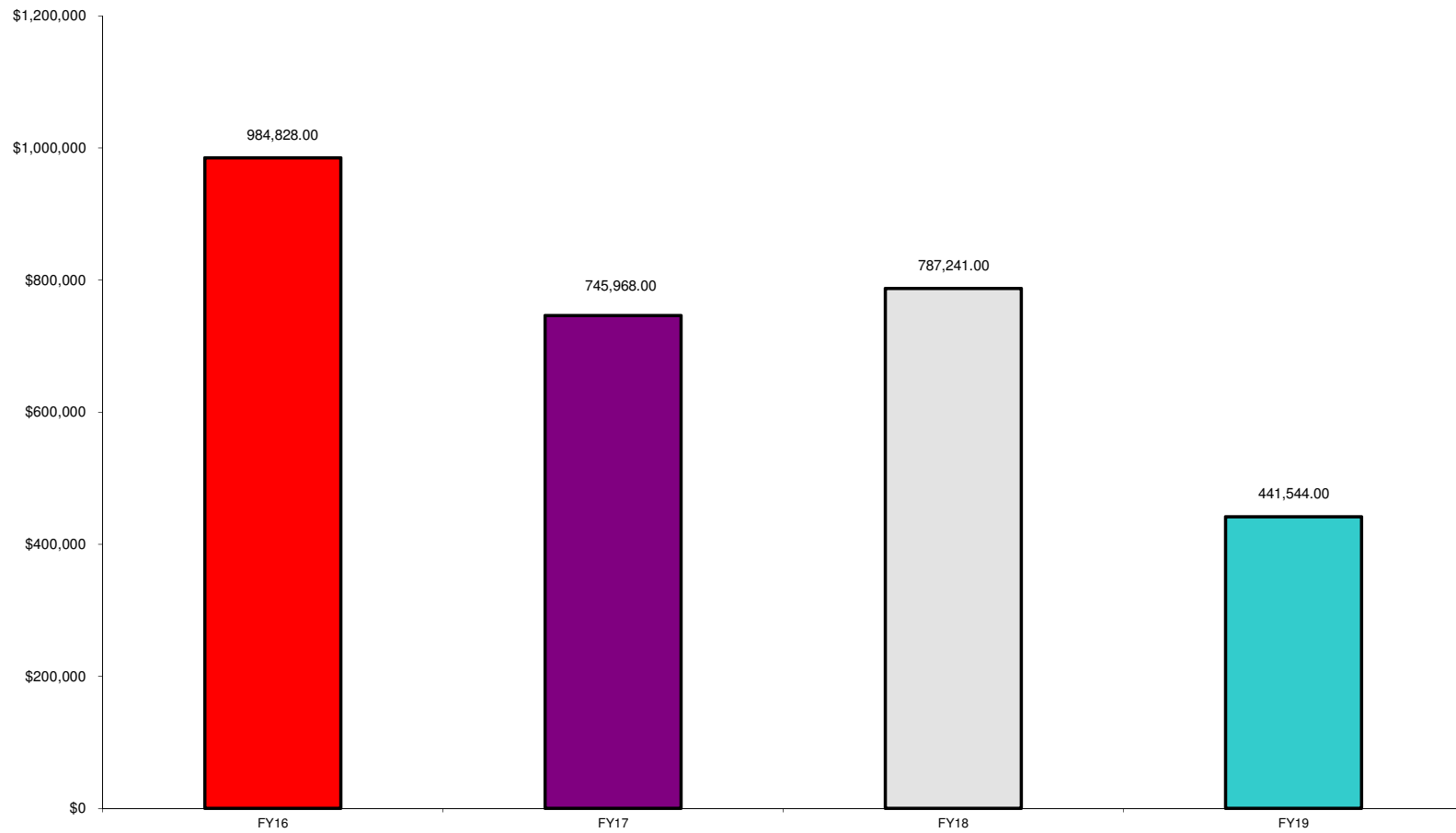
% OF SALARIES AND BENEFITS TO EXPENDITURES



Days of Operating Cash



SURPLUS/DEFICIT



**MONTHLY BUDGET VARIANCE
SOUTHEASTERN LOCAL SCHOOLS**

	FTD Budgeted	FTD Actual	Variance	Percentage Variance	MTD Budgeted	MTD Actual	Variance	Percentage Variance
REVENUE								
General Property (Real Estate)	\$2,579,219	\$1,166,715	(\$1,412,504)	-54.76%	\$859,654	\$0	(\$859,654)	-100.00%
Tangible Personal Property	231,362	125,649	(105,713)	-45.69%	\$77,113	0	(77,113)	-100.00%
Income Tax	1,062,799	596,044	(466,755)	-43.92%	\$354,231	222,465	(131,766)	-37.20%
Unrestricted Grants-In-Aid	4,080,398	1,398,006	(2,682,392)	-65.74%	\$1,359,997	335,423	(1,024,574)	-75.34%
Restricted Grants-In-Aid	55,608	22,301	(33,307)	-59.90%	\$18,534	5,766	(12,768)	-68.89%
Restricted Grants-In-Aid - SFSF	0	0	0	-	\$0	0	0	-
Property Tax Allocation	380,334	71,800	(308,534)	-81.12%	\$126,765	64,045	(62,720)	-49.48%
All Other Operating Revenue	867,645	241,710	(625,935)	-72.14%	\$289,186	74,461	(214,725)	-74.25%
TOTAL REVENUE	\$9,257,365	\$3,622,225	(\$5,635,140)	-60.87%	\$3,085,480	\$702,160	(\$2,383,320)	-77.24%
EXPENDITURES								
Salaries & Wages	\$5,551,083	\$1,790,436	\$3,760,647	-67.75%	\$1,848,511	\$480,573	\$1,367,938	-74.00%
Benefits	\$1,933,125	\$617,308	1,315,817	-68.07%	643,731	143,111	500,620	-77.77%
Services	\$2,032,147	\$484,576	1,547,571	-76.15%	676,705	229,362	\$447,343	-66.11%
Supplies	\$296,721	\$116,852	179,869	-60.62%	296,721	28,337	268,384	-90.45%
Equipment	\$797,093	\$100,994	696,099	-87.33%	265,432	1,482	\$263,950	-99.44%
Debt	\$0	\$0	0	-	0	0	0	-
Other	\$146,976	\$70,515	76,461	-52.02%	48,987	14,883	34,104	-69.62%
TOTAL EXPENSES	\$10,757,145	\$3,180,681	\$7,576,464	-70.43%	\$3,780,086	\$897,748	\$2,882,338	-76.25%
SURPLUS/DEFICIT	(\$1,499,780)	\$441,544	\$1,941,324	-129.44%	(\$694,607)	(\$195,588)	\$499,019	-71.84%
OTHER USES/SOURCES								
Transfers/Advances In	400,461	399,536	(925)	-0.23%	0	0	0	-
Transfers/Advances Out	0	0	0	-	0	0	0	-
All Other Financing Sources/(Uses)	17,380	22,968	5,588	32.15%	664	0	\$664	-100.00%
NET SOURCES/USES	417,841	422,504	4,663	1.12%	664	0	664	-100.00%
BEGINNING CASH	\$6,792,758	\$6,792,753	(\$5)	0.00%	\$7,452,866	\$7,852,389	\$399,523	5.36%
ENDING CASH	\$5,710,819	\$7,656,801	\$1,945,982	34.08%	\$6,758,923	\$7,656,801	\$897,878	13.28%
ENCUMBRANCES	\$629,139	\$1,363,823	\$734,684	116.78%	\$629,139	\$1,307,559	\$678,420	107.83%
BUDGET RESERVE	\$0	\$0			\$0	\$0		
UNENCUMBERED CASH	\$5,081,680	\$6,292,978	\$1,211,298	23.84%	\$6,129,784	\$6,349,242	\$219,458	3.58%

**HISTORICAL COMPARISON BY OBJECT
SOUTHEASTERN LOCAL SCHOOLS**

	FY 16 7/15-10/15	FY 17 7/16-10/16	% of Change	FY 18 7/17-10/17	% of Change	FY 19 7/18-10/18	% of Change
REVENUE							
General Property (Real Estate)	\$1,073,267	\$1,002,646	-6.58%	\$1,104,850	10.19%	\$1,166,715	5.60%
Tangible Personal Property	111,996	112,591	0.53%	119,742	6.35%	125,649	4.93%
Income Tax	528,556	519,299	-1.75%	556,639	7.19%	596,044	7.08%
Unrestricted Grants-in-Aid	1,339,933	1,356,448	1.23%	1,395,136	2.85%	1,398,006	0.21%
Restricted Grants-in-Aid	21,148	21,388	1.13%	21,854	2.18%	22,301	2.05%
Restricted Grants-in-Aid - SFSF	0	0	-	0	-	0	-
Property Tax Allocation	174,610	165,296	-5.33%	181,087	9.55%	71,800	-60.35%
All Other Operating Revenue	163,261	194,629	19.21%	225,167	15.69%	241,710	7.35%
TOTAL REVENUE	\$3,412,771	\$3,372,297	-1.19%	\$3,604,475	6.88%	\$3,622,225	0.49%
EXPENDITURES							
Salaries & Wages	1,438,458	1,536,926	6.85%	1,653,871	7.61%	1,790,436	8.26%
Benefits	531,761	542,118	1.95%	595,391	9.83%	617,308	3.68%
Services	298,622	400,489	34.11%	324,702	-18.92%	484,576	49.24%
Supplies	101,424	89,060	-12.19%	168,304	88.98%	116,852	-30.57%
Equipment	7,878	0	-100.00%	21,829	-	100,994	362.66%
Debt	0	0	-	0	-	0	-
Other	49,800	57,736	15.94%	53,137	-7.97%	70,515	32.70%
TOTAL EXPENDITURES	\$2,427,943	\$2,626,329	8.17%	\$2,817,234	7.27%	\$3,180,681	12.90%
SURPLUS/DEFICIT	984,828	745,968	-24.25%	787,241	5.53%	441,544	-43.91%
OTHER SOURCES/USES							
Advances/Transfers In	279,051	291,995	4.64%	388,797	33.15%	0	-100.00%
Advances/Transfers Out	1,000	0	-100.00%	0	-	0	-
All Other Financing Sources	3,000	142,850	4661.67%	24,756	-82.67%	0	-100.00%
Debt Service	0	0	-	0	-	0	-
NET SOURCES/USES	281,051	434,845	54.72%	413,553	-4.90%	0	-100.00%
BEGINNING CASH	\$5,988,692	\$6,590,282	10.05%	\$6,701,477	1.69%	\$6,792,753	1.36%
ENDING CASH	\$7,254,571	\$7,771,095	7.12%	\$7,902,271	1.69%	\$7,656,801	-3.11%
ENCUMBRANCES	656,301	1,036,918	57.99%	\$411,645	-60.30%	\$1,307,559	217.64%
UNENCUMBERED CASH	\$6,598,270	\$6,734,177	2.06%	\$7,490,626	11.23%	\$5,926,738	-20.88%
% of Salaries to Revenue	42.15%	45.58%		45.88%		49.43%	
% of Benefits to Revenue	15.58%	16.08%		16.52%		17.04%	
Total to Revenue	57.73%	61.65%		62.40%		66.47%	
Days of Operating Cash	168.49	158.97		164.85		115.53	

Southeastern Local Schools
Clark County, Ohio

General Fund Financial History/Projection

10/31/2018

Percent of Fiscal Year Complete

33.33%

	2018-19 Projection	2018-19 FYTD Actual	FYTD %
REVENUE			
General Property (Real Estate)	\$2,579,219.00	\$1,166,715.00	45.24%
Tangible Personal Property	\$231,362.00	\$125,649.00	54.31%
Income Tax	\$1,062,799.00	\$596,044.00	56.08%
Unrestricted Grants-in-Aid	\$4,080,398.00	\$1,398,006.00	34.26%
Restricted Grants-in-Aid	\$55,608.00	\$22,301.00	40.10%
Restricted Grants-in-Aid - SFSF	\$0.00	\$0.00	#DIV/0!
Property Tax Allocation	\$380,334.00	\$71,800.00	18.88%
All Other Operating Revenue	\$867,645.00	\$241,710.00	27.86%
TOTAL	\$9,257,365.00	\$3,622,225.00	39.13%
EXPENDITURES			
Salaries & Wages	\$5,551,083.00	\$1,790,436.00	32.25%
Benefits	\$1,933,125.00	\$617,308.00	31.93%
Services	\$2,032,147.00	\$484,576.00	23.85%
Supplies	\$296,721.00	\$116,852.00	39.38%
Equipment	\$797,093.00	\$100,994.00	12.67%
Debt	\$0.00	\$0.00	#DIV/0!
Other	\$146,976.00	\$70,515.00	47.98%
TOTAL	\$10,757,145.00	\$3,180,681.00	29.57%
SURPLUS/(DEFICIT)	(\$1,499,780.00)	\$441,544.00	

Southeastern Local Schools
Explanation of Checks Over \$5,000

10/01/2018 - 10/31/2018

Check #	Vendor Name	Amount	Explanation
096772	Payroll	\$238,156.57	Payroll for October 5
096832	Clark County Educational Service Center	\$76,830.45	Monthly Bill for Services (September)
096847	Voya Institutional Trust	\$26,398.37	Betty Hoppes Severance
096884	Cengage Learning	\$6,232.00	HS Math Curriculum
096893	Greenon Local Schools	\$21,310.22	Food Service and Psychologist Services
096898	Josh Zimmer dba Zimmers Roofing	\$8,356.16	Roof for consession stand
096962	Tuffy Brooks Sporting Goods	\$5,221.97	Football Jerseys
096963	Veritiv	\$5,374.00	White copy paper for FY19
096974	Clark County Educational Service Center	\$5,099.74	Bill for Services
996852	Payroll	\$241,513.79	Payroll for October 20
996855	UHC	\$89,839.05	November Health Insurance Payment
996861	Foundation	\$48,084.00	Board Share STERS
996862	Foundation	\$66,118.38	County Board, STRS/SERS, Community Schools, Open Enrollment, ect...
996866	Clark County Educational Service Center	\$76,830.45	Monthly Bill for Services (October)

-- Options Summary --

Summary or Detail Report? (S,D) D
Output file: FINSUMM.TXT
Type: CSV
Print options page? (Y,N) Y
Generate FINDET report for comparison? (Y,N) Y
Sort options: FS
Include future encumbrance amounts? (Y,N) N
Include accounts with zero amounts? (Y,N) N
Include accounts which are no longer active? (Y,N,I) Y

BAT_FINSUM executed by SE_BKITCHEN on node MVECA0:: at 9-NOV-2018 13:24:39.37

Date: 11/09/2018
 Time: 1:24 pm

SOUTHEASTERN LOCAL SCHOOL
 Financial Report by Fund/SCC

Fund #	Fund Description	FYTD Receipts	MTD Expenditures	FYTD Expenditures	Current Fund Balance	Current Encumbrances	Unencumbered Fund Balance	Bank Code
001 0000	CASH CONTROL - GENERAL FUND							
	6,690,892.41	120.00	4,043,660.33	27,725.79	3,208,407.12	7,526,145.62	1,243,143.05	6,283,002.57
001 9010	PEPSI COLA FUND							
	0.00	0.00	0.00	2,050.00	2,050.00	2,050.00-	311.76	2,361.76-
001 9018	Chromebook							
	976.64-	0.00	1,187.00	0.00	0.00	210.36	0.00	210.36
001 9412	GENERAL SET ASIDE (5%)							
	102,837.52	0.00	0.00	0.00	0.00	102,837.52	0.00	102,837.52
003 0000	GENERAL INTEREST							
	1,248,379.88	0.00	42,858.54	0.00	0.00	1,291,238.42	0.00	1,291,238.42
003 9001	PERMANENT IMPROVEMENT VOTED							
	1,165,682.77-	0.00	232,025.50	4,354.04	116,255.57	1,049,912.84-	106,091.60	1,156,004.44-
003 9003	AUDITORIUM RENOVATION							
	848.38	0.00	0.00	0.00	0.00	848.38	0.00	848.38
006 0000	LUNCHROOM CASH CONTROL							
	0.00	2,464.16	36,938.39	5,877.19	449,267.09	412,328.70-	123,753.61	536,082.31- 1
018 9081	PRINCIPAL'S SUPPORT - MIAMI VIEW							
	1,582.92	0.00	0.00	0.00	138.00	1,444.92	0.00	1,444.92 1
018 9082	PRINCIPAL'S SUPPORT - HIGH SCHOOL							
	0.00	0.00	1,002.00	794.98	15,196.69	14,194.69-	1,472.99	15,667.68- 1
018 9281	MIDDLE SCHOOL PRINCIPAL'S SUPPORT							
	3,317.47	10.00	311.00	103.04	1,762.04	1,866.43	1,537.03	329.40
019 9091	MIAMI VIEW WORKROOM/LOUNGE							
	491.25	39.00	167.40	0.00	0.00	658.65	0.00	658.65 1
019 9092	TEACHER'S LOUNGE - HIGH SCHOOL							
	401.99	0.00	83.73	0.00	58.94	426.78	102.99	323.79
022 9012	Wellness Incentive							
	8,970.85	0.00	0.00	0.00	0.00	8,970.85	0.00	8,970.85
022 9013	Julia Salyers Memorial Fund							
	377.00	0.00	25.00	0.00	0.00	402.00	0.00	402.00
022 9014	Jerry South Memorial Fund							
	397.84	0.00	0.00	0.00	0.00	397.84	0.00	397.84

Date: 11/09/2018
 Time: 1:24 pm

SOUTHEASTERN LOCAL SCHOOL
 Financial Report by Fund/SCC

Page: 2
 (FINSUM)

Fund #	Fund Description	FYTD Receipts	MTD Expenditures	FYTD Expenditures	Current Fund Balance	Current Encumbrances	Unencumbered Fund Balance	Bank Code	
022 9081	PRINCIPAL'S FUND/STAFF RECOGNITION	3,844.70-	0.00	0.00	3,844.70-	783.75	4,628.45-		
022 9082	PRINCIPAL'S FUND/STAFF RECOGNITION	573.35	0.00	180.45	544.17	29.18	26.55-		
022 9208	2008 Section 125	26.17	0.00	0.00	0.00	26.17	0.00	26.17	
022 9281	PRINCIPAL'S FUND/STAFF RECOGNITION	0.00	0.00	410.59	7,631.75	7,631.75-	1,223.89	8,855.64-	
027 0000	BWC Distribution Account	67,608.76	0.00	19,813.45	0.00	87,422.21	12,648.00	74,774.21	
200 9000	Washington DC Trip	3,346.34	0.00	0.00	0.00	3,346.34	0.00	3,346.34	
200 9013	Class of 2013	816.46	0.00	0.00	0.00	816.46	0.00	816.46	
200 9014	Class of 2014	250.00	0.00	0.00	0.00	250.00	0.00	250.00	
200 9015	Class of 2015	187.01	0.00	0.00	0.00	187.01	0.00	187.01	
200 9016	Class of 2016	381.97	0.00	0.00	0.00	381.97	0.00	381.97	
200 9017	Class of 2017	181.27-	0.00	0.00	0.00	181.27-	75.00	256.27-	
200 9018	Class of 2018	1,679.47-	0.00	0.00	0.00	1,679.47-	0.00	1,679.47-	
200 9019	Class of 2019	150.85-	0.00	373.00	0.00	164.96	57.19	57.19	
200 9020	Class of 2020	571.87	0.00	450.00	0.00	1,021.87	898.25	123.62	
200 9021	Class of 2021	115.00	0.00	0.00	0.00	115.00	0.00	115.00	
200 9201	FUTURE FARMERS OF AMERICA	3,593.01	0.00	2,197.00	313.00	3,919.50	1,870.51	4,720.00	2,849.49-

Date: 11/09/2018
 Time: 1:24 pm

SOUTHEASTERN LOCAL SCHOOL
 Financial Report by Fund/SCC

Fund #	Fund Description	FYTD Receipts	MTD Expenditures	FYTD Expenditures	Current Fund Balance	Current Encumbrances	Unencumbered Fund Balance	Bank Code
200 9202	FAMILIES CAREERS & COMMUNITY LEADERS OF AMERI	2,598.22	100.00	1,406.21	2,798.01	185.94	2,612.07	1
200 9203	FUTURE EDUCATORS OF AMERICA	119.74	0.00	0.00	119.74	0.00	119.74	
200 9205	NATIONAL HONOR SOCIETY	355.44	0.00	385.00	29.56-	385.00	414.56-	1
200 9206	STUDENT COUNCIL - HI SCHOOL	3,642.03-	0.00	0.00	0.00	0.00	0.00	
200 9207	ACHIEVEMENT THRU TEAMWORK	668.01	0.00	0.00	668.01	0.00	668.01	
200 9208	Spanish Club	329.02	0.00	0.00	329.02	22.11	306.91	
200 9209	E3 (Encourage, Empower, Educate) Committee	2,511.20	0.00	44.00	2,467.20	805.25	1,661.95	
200 9210	SPIRIT CLUB	4,166.82	0.00	3,942.03	289.79	50.00	239.79	
200 9215	LAND LAB	264.28	0.00	0.00	264.28	0.00	264.28	
200 9216	MIAMI VIEW MIDDLE SCHOOL STUDENT COUNCIL	4,170.61	0.00	0.00	4,416.28	0.00	4,416.28	1
200 9217	Jr. High Student Council	5,143.24	0.00	832.94	4,359.30	0.00	4,359.30	
200 9222	S.A.D.D. CASH	206.74	0.00	0.00	206.74	0.00	206.74	
200 9225	H2O HELP TO OTHERS	1,096.82	0.00	0.00	1,096.82	0.00	1,096.82	
200 9226	Art Club	1,868.58	0.00	0.00	1,868.58	250.00	1,618.58	
300 9302	BAND	9,707.48	0.00	0.00	9,707.48	0.00	9,707.48	
300 9303	CHEERLEADERS - HI SCHOOL	419.53-	0.00	6,427.40	1,878.93-	3,771.60	5,650.53-	

Date: 11/09/2018
 Time: 1:24 pm

SOUTHEASTERN LOCAL SCHOOL
 Financial Report by Fund/SCC

Page: 4
 (FINSUM)

Fund #	Fund Description	FYTD Receipts	MTD Expenditures	FYTD Expenditures	Current Fund Balance	Current Encumbrances	Unencumbered Fund Balance	Bank Code
300 9304	CHOIR - HI SCHOOL 755.43	0.00	0.00	0.00	755.43	0.00	755.43	
300 9305	DRAMA - HI SCHOOL 10,292.93	0.00	0.00	498.18	9,794.75	2,449.85	7,344.90	
300 9306	Bowling Club 5,265.15-	0.00	0.00	0.00	5,265.15-	637.00	5,902.15-	
300 9308	TROJAN TIMES 1.66	0.00	0.00	0.00	1.66	0.00	1.66	
300 9309	YEARBOOK 4,970.05-	0.00	325.00	0.00	4,645.05-	0.00	4,645.05-	
300 9312	Wrestling Club 8,406.34-	0.00	150.00	692.86	8,949.20-	2,585.30	11,534.50-	
300 9313	CHEERLEADERS - MIAMI VIEW 1,580.78	0.00	1,714.04	6,570.15	3,275.33-	154.00	3,429.33-	
300 9320	ATHLETICS - HI SCHOOL 873.97	0.00	27,576.05	6,558.30	18,244.37	13,088.61	2,882.96-	1
300 9330	ATHLETICS MIAMI VIEW 1,041.48	0.00	3,132.00	300.00	3,608.42	2,281.98	1,716.92-	1
450 9407	SCHOOLNET 0.01	0.00	0.00	0.00	0.01	0.00	0.01	
459 9903	OHIO READS GRANT 300.00	0.00	0.00	0.00	300.00	0.00	300.00	
459 9905	OHIO READS 2,000.00	0.00	0.00	0.00	2,000.00	0.00	2,000.00	
461 9019	5th Qrt Grant 0.00	0.00	0.00	401.74	401.74-	0.00	401.74-	
499 9014	Early Literacy Grant 7,805.06	0.00	0.00	0.00	7,805.06	0.00	7,805.06	
499 9019	SCHOOL SAFETY 0.00	0.00	4,084.95	0.00	4,084.95	0.00	4,084.95	
499 9107	Project Lead the Way 0.45	0.00	0.00	0.00	0.45	0.00	0.45	

Date: 11/09/2018
 Time: 1:24 pm

SOUTHEASTERN LOCAL SCHOOL
 Financial Report by Fund/SCC

Fund #	Fund Description	FYTD Receipts	MTD Expenditures	FYTD Expenditures	Current Fund Balance	Current Encumbrances	Unencumbered Fund Balance	Bank Code	
499 9118	Strategies "Secondary Transition"	459.00	0.00	459.00	0.00	0.00	0.00		
499 9900	BUILDING INCENTIVE	128.59	0.00	0.00	128.59	0.00	128.59		
516 9602	TITLE IV-B 2002	0.56	0.00	0.00	0.56	0.00	0.56		
516 9618	IDEA PART B	0.00	13,005.98	13,705.64	699.66-	0.00	699.66-		
516 9619	IDEA	0.00	0.00	23,366.28	23,366.28-	0.00	23,366.28-		
572 9217	TITLE I	0.00	0.00	1,922.04	1,922.04-	0.00	1,922.04-		
572 9218	TITLE I	3,034.60	0.00	32,740.48	29,705.88-	0.00	29,705.88-		
572 9219	Title I	0.00	21,683.97	15,878.12	5,805.85	0.00	5,805.85		
573 9302	TITLE VI-INNOVATIVE	1.00	0.00	0.00	1.00	0.00	1.00		
590 9019	Improving Teacher Quality	0.00	0.00	8,065.33	8,065.33-	0.00	8,065.33-		
599 9018	Title IV-A Student Support & Academic Enrichm	19.08	0.00	0.00	19.08	0.00	19.08		
GRAND TOTALS:		7,002,249.45	2,633.16	4,463,340.03	48,767.38	3,944,586.02	7,521,003.46	1,523,484.29	5,997,519.17

-- Options Summary --

Output file: CHEKPY.TXT
Print options page? (Y,N) Y
Sort options: C
Sub-total by vendor (Y,N): N
Print missing check numbers. (Y,N): N
Check types to select. (D,I,M,P,R,T,W): M,R,W,P,
Print vendor from PO or check. (P,C): P
Date Selection From: 10/01/2018
To: 10/31/2018
Summary or Detail report? (S,D) S
Single or Double space summary report? (S,D) S
Include or Exclude the following vendors?(I,E) I

BAT_CHEKPY executed by SE_BKITCHEN on node MVECA0:: at 9-NOV-2018 13:29:35.50

Date: 11/09/2018
 Time: 1:29 pm

SOUTHEASTERN LOCAL SCHOOL
 SORT BY CHECK NUMBER
 CHECK DATES BETWEEN 10/01/2018 AND 10/31/2018
 WARRANT, REFUND, MEMO, PAYROLL CHECKS

Page: 1
 (CHEKPY)

CHECK	TYPE	DATE	VENDOR	VENDOR	STATUS/DATE	BANK CODE	CHECK AMOUNT
096558	W	08/10/2018	TRIEC, INC.	020083	VOID: 10/25/2018		686.76
096560	W	08/10/2018	VECTREN ENERGY DELIVERY	003350	VOID: 10/31/2018		24.92
096772	C	10/05/2018	PAYROLL	900005		(Multi-bank check)	238,156.57
096778	W	09/28/2018	Burleson Law Offices, LLC	033353	VOID: 10/31/2018		768.75
096830	W	10/04/2018	3rd Day Technology	880008	RECONCILED:10/31/2018	1	1,772.50
096831	W	10/04/2018	BOB POWERS	000057	RECONCILED:10/31/2018	1	135.00
096832	W	10/04/2018	CLARK COUNTY EDUCATIONAL SERVICE CENTER	002300	RECONCILED:10/31/2018		76,830.45
096833	W	10/04/2018	Dean Foods	010970	RECONCILED:10/31/2018	1	353.17
096834	W	10/04/2018	Frank Bayes	033691	RECONCILED:10/31/2018	1	65.00
096835	W	10/04/2018	Frederick Newcomb	035085	RECONCILED:10/31/2018	1	160.00
096836	W	10/04/2018	GORDON FOOD SERVICE	014629	RECONCILED:10/31/2018	1	1,659.80
096837	W	10/04/2018	Hershey Creamery Co	035076	RECONCILED:10/31/2018	1	127.68
096838	W	10/04/2018	Jeffrey Hall	034729	RECONCILED:10/31/2018	1	70.00
096839	W	10/04/2018	Karl Miller	033449	RECONCILED:10/31/2018	1	58.00
096840	W	10/04/2018	KEITH SMITH	012180	RECONCILED:10/31/2018	1	65.00
096841	W	10/04/2018	Kenneth Confer	033827	VOID: 10/16/2018	1	65.00
096842	W	10/04/2018	Laura Fulton	034148	RECONCILED:10/31/2018	1	58.00
096843	W	10/04/2018	Mark Boyce	032950	RECONCILED:10/31/2018	1	65.00
096844	W	10/04/2018	Michael Seagraves	035143	RECONCILED:10/31/2018	1	80.00
096845	W	10/04/2018	Nickles Bakery of Ohio	035077	RECONCILED:10/31/2018	1	39.28
096846	W	10/04/2018	SHOEMAKER'S GROCERY	011900	RECONCILED:10/31/2018		51.87
096847	W	10/04/2018	Voya Institutional Trust Com Plan #VFL354	033151	RECONCILED:10/31/2018		26,398.37
096848	W	10/04/2018	W. R. HACKETT INC.,	005223	RECONCILED:10/31/2018	1	422.95
096849	W	10/04/2018	Zachary Spina	880021		1	80.00
096850	W	10/08/2018	Al Able Pest Doctors	034985	RECONCILED:10/31/2018	(Multi-bank check)	87.00
096851	W	10/08/2018	AED Superstore	034522	RECONCILED:10/31/2018		1,482.20
096852	W	10/08/2018	ANDERSON'S	000515	RECONCILED:10/31/2018	1	308.96
096853	W	10/08/2018	BRYN DEAN	031735	RECONCILED:10/31/2018		6.98
096854	W	10/08/2018	CARDINAL BUS SALES & SERVICE	011859	RECONCILED:10/31/2018		251.09
096855	W	10/08/2018	De Lage Landen	034335	RECONCILED:10/31/2018		1,806.00
096856	W	10/08/2018	DECKER INC	031526	RECONCILED:10/31/2018		54.89
096857	W	10/08/2018	Direct Energy Business Marketing, LLC	034790	RECONCILED:10/31/2018		59.67
096858	W	10/08/2018	ESGI Software	035046	RECONCILED:10/31/2018		368.00
096859	W	10/08/2018	Flagway House	030851	RECONCILED:10/31/2018		809.03
096860	W	10/08/2018	Geer Gas Corporation	010097	RECONCILED:10/31/2018		19.05
096861	W	10/08/2018	GOPHER ATHLETIC	005065	RECONCILED:10/31/2018		506.61
096862	W	10/08/2018	H. W. MANN & SONS	007650	RECONCILED:10/31/2018		320.00
096863	W	10/08/2018	Jeffrey Hall	034729	RECONCILED:10/31/2018	1	60.00
096864	W	10/08/2018	KINCAIDS	006764	RECONCILED:10/31/2018		883.89
096865	W	10/08/2018	MIKE MCNEIL	004007	RECONCILED:10/31/2018	1	70.00
096866	W	10/08/2018	QUILL OFFICE SUPPLIES	010750	RECONCILED:10/31/2018		1,613.18
096867	W	10/08/2018	School Nurse Supply	032500	RECONCILED:10/31/2018		943.63
096868	W	10/08/2018	SHOEMAKER'S GROCERY	011900	RECONCILED:10/31/2018		39.32
096869	W	10/08/2018	STATE TEACHERS RETIREMENT SYSTEM OF OH	012778	RECONCILED:10/31/2018		20.00
096870	W	10/08/2018	TONY TAYLOR	030122	RECONCILED:10/31/2018	1	70.00
096871	W	10/08/2018	TRANS ACCESSORIES CO INC	013049	RECONCILED:10/31/2018		426.00
096872	W	10/08/2018	VILLAGE OF S. CHARLESTON	013400	RECONCILED:10/31/2018	(Multi-bank check)	2,481.60

Date: 11/09/2018
 Time: 1:29 pm

SOUTHEASTERN LOCAL SCHOOL
 SORT BY CHECK NUMBER
 CHECK DATES BETWEEN 10/01/2018 AND 10/31/2018
 WARRANT, REFUND, MEMO, PAYROLL CHECKS

Page: 2
 (CHEKPY)

CHECK	TYPE	DATE	VENDOR	VENDOR	STATUS/DATE	BANK CODE	CHECK AMOUNT
096873	W	10/08/2018	WILSON PRINTING AND GRAPHICS	031158	RECONCILED:10/31/2018		217.60
096874	W	10/12/2018	American Fidelity Administrive Services, LLC	034825	RECONCILED:10/31/2018		50.25
096875	W	10/12/2018	Andrew Ellsesser	032697	RECONCILED:10/31/2018	1	65.00
096876	W	10/12/2018	Andrew Lytle	034351	RECONCILED:10/31/2018	1	40.00
096877	W	10/12/2018	Apple Inc.	034275	RECONCILED:10/31/2018		4,153.00
096878	W	10/12/2018	AQUA-FALLS GLACIER MOUNTAIN	030172	RECONCILED:10/31/2018		57.30
096879	W	10/12/2018	ArbiterSports	880020	RECONCILED:10/31/2018		150.00
096880	W	10/12/2018	Arthur J Gallagher Risk Management Services, Inc.	033840	RECONCILED:10/31/2018		350.00
096881	W	10/12/2018	AT&T	033049	RECONCILED:10/31/2018		15.42
096882	W	10/12/2018	Brian Hostutler	032416	RECONCILED:10/31/2018	1	65.00
096883	W	10/12/2018	Burleson Law Offices, LLC	033353	RECONCILED:10/31/2018		2,970.30
096884	W	10/12/2018	Cengage Learning	033557	RECONCILED:10/31/2018		6,232.00
096885	W	10/12/2018	City Electric Supply	033985	RECONCILED:10/31/2018	1	105.00
096886	W	10/12/2018	Champion City Awards	880007	RECONCILED:10/31/2018		44.00
096887	W	10/12/2018	Champion City Photography LLC	034326	RECONCILED:10/31/2018		305.20
096888	W	10/12/2018	Dean Foods	010970	RECONCILED:10/31/2018	1	307.01
096889	W	10/12/2018	District 9 Coaches Association c/o Tom Rettig, Treasurer	034545	RECONCILED:10/31/2018		50.00
096890	W	10/12/2018	Flagway House	030851	RECONCILED:10/31/2018		285.80
096891	W	10/12/2018	FOLLETT LIBRARY RESOURCES	004489	RECONCILED:10/31/2018		547.01
096892	W	10/12/2018	GORDON FOOD SERVICE	014629	RECONCILED:10/31/2018	1	1,853.96
096893	W	10/12/2018	Greenon Local School District	034028	RECONCILED:10/31/2018	1 (Multi-bank check)	21,310.22
096894	W	10/12/2018	Guardian	033892	RECONCILED:10/31/2018		150.90
096895	W	10/12/2018	Homefied Advantage	880004	RECONCILED:10/31/2018	1	261.00
096896	W	10/12/2018	James Bland	034014	RECONCILED:10/31/2018	1	40.00
096897	W	10/12/2018	Jim Rayburn	032774	RECONCILED:10/31/2018	1	40.00
096898	W	10/12/2018	Josh Zimmers dba Zimmers Roofing	035214	RECONCILED:10/31/2018		8,356.16
096899	W	10/12/2018	Karl Miller	033449	RECONCILED:10/31/2018	1	75.00
096900	W	10/12/2018	KINCAIDS	006764	RECONCILED:10/31/2018		297.74
096901	W	10/12/2018	Kyle Tippie	880025	RECONCILED:10/31/2018	1	65.00
096902	W	10/12/2018	LONDON FLORIST	030481	RECONCILED:10/31/2018		84.00
096903	W	10/12/2018	LOWE'S LUMBER	007430	RECONCILED:10/31/2018		102.39
096904	W	10/12/2018	Michael Davis	880024	RECONCILED:10/31/2018	1	65.00
096905	W	10/12/2018	Michael Rivera	036469	RECONCILED:10/31/2018	(Multi-bank check)	650.44
096906	W	10/12/2018	MILLER'S TEXTILE SERVICES	012700	RECONCILED:10/31/2018	1 (Multi-bank check)	160.14
096907	W	10/12/2018	MUSIC THEATER INT'L	008675	RECONCILED:10/31/2018		400.00
096908	W	10/12/2018	Nasco Arts & Crafts	033039	RECONCILED:10/31/2018		3.16
096909	W	10/12/2018	National Honor Society	033242	RECONCILED:10/31/2018	1	385.00
096910	W	10/12/2018	Nickles Bakery of Ohio	035077	RECONCILED:10/31/2018	1	40.50
096911	W	10/12/2018	OHIO FFA ASSOCIATION	010152	RECONCILED:10/31/2018		680.00
096912	W	10/12/2018	OHSBCA	035104	RECONCILED:10/31/2018		20.00
096913	W	10/12/2018	Quia Subscriptions Dept.	034658	RECONCILED:10/31/2018		49.00
096914	W	10/12/2018	QUILL OFFICE SUPPLIES	010750	RECONCILED:10/31/2018		682.44
096915	W	10/12/2018	Rick Bueter	880023	RECONCILED:10/31/2018	1	65.00
096916	W	10/12/2018	RICK DELANEY	003402	RECONCILED:10/31/2018	1	70.00
096917	W	10/12/2018	Teacher Store @Scholastic.com	033753	RECONCILED:10/31/2018		74.14
096918	W	10/12/2018	Scholastic Inc.	032833	RECONCILED:10/31/2018		158.13
096919	W	10/12/2018	SCHOLASTIC LET'S FIND OUT	011653	RECONCILED:10/31/2018		552.70
096920	W	10/12/2018	School Nurse Supply	032500	RECONCILED:10/31/2018		104.50

SOUTHEASTERN LOCAL SCHOOL
 SORT BY CHECK NUMBER
 CHECK DATES BETWEEN 10/01/2018 AND 10/31/2018
 WARRANT, REFUND, MEMO, PAYROLL CHECKS

CHECK	TYPE	DATE	VENDOR	VENDOR	STATUS/DATE	BANK CODE	CHECK AMOUNT
096921	W	10/12/2018	School Outfitters	034307	RECONCILED:10/31/2018		618.05
096922	W	10/12/2018	SHOEMAKER'S GROCERY	011900	RECONCILED:10/31/2018		11.97
096923	W	10/12/2018	Social Thinking	880016	RECONCILED:10/31/2018		109.62
096924	W	10/12/2018	STAPLES, INC ATTN:GRANT SMITH #115	031888	RECONCILED:10/31/2018		129.72
096925	W	10/12/2018	Time Warner Cable-SWO Division	035001	RECONCILED:10/31/2018		24.45
096926	W	10/12/2018	Tonia Evans	034158	RECONCILED:10/31/2018	1	70.00
096927	W	10/12/2018	TotalFunds By Hasler	033712	RECONCILED:10/31/2018		466.74
096928	W	10/12/2018	TUFFY BROOKS SPTG GOODS	013170	RECONCILED:10/31/2018	1	710.64
096929	W	10/12/2018	VECTREN ENERGY DELIVERY	003350	RECONCILED:10/31/2018		110.77
096930	W	10/12/2018	W. R. HACKETT INC.,	005223	RECONCILED:10/31/2018	1	437.52
096931	W	10/12/2018	WALSWORTH PUBLISHING CO	030081	RECONCILED:10/31/2018		832.94
096932	W	10/17/2018	Al Able Pest Doctors	034985	RECONCILED:10/31/2018	(Multi-bank check)	87.00
096933	W	10/17/2018	RIDDELL/ALL AMERICAN	031115	RECONCILED:10/31/2018	1	809.14
096934	W	10/17/2018	BECK STUDIOS	001160			3,867.00
096935	W	10/17/2018	CA House Music	035173	RECONCILED:10/31/2018		192.50
096936	W	10/17/2018	Carolyn Miller	033627	RECONCILED:10/31/2018		26.00
096937	W	10/17/2018	CATHY HOLFINGER	030793	RECONCILED:10/31/2018		85.46
096938	W	10/17/2018	CLARK COUNTY EDUCATIONAL SERVICE CENTER	002300	RECONCILED:10/31/2018		618.11
096939	W	10/17/2018	DARRICK RIGGS	032170	RECONCILED:10/31/2018		42.96
096940	W	10/17/2018	DAVE PFISTER	010460		1	95.00
096941	W	10/17/2018	Dean Foods	010970	RECONCILED:10/31/2018	1	277.50
096942	W	10/17/2018	Direct Energy Business Marketing, LLC	034790	RECONCILED:10/31/2018		98.35
096943	W	10/17/2018	Gary Bates	880026	RECONCILED:10/31/2018	1	30.00
096944	W	10/17/2018	GOPHER ATHLETIC	005065	RECONCILED:10/31/2018		391.65
096945	W	10/17/2018	GORDON FOOD SERVICE	014629	RECONCILED:10/31/2018	1	1,883.87
096946	W	10/17/2018	Great Lakes Biomedical LTD	034176	RECONCILED:10/31/2018		578.00
096947	W	10/17/2018	Healy Awards Inc	034602	VOID: 11/07/2018	1	512.87
096948	W	10/17/2018	J D EQUIPMENT, INC	009944	RECONCILED:10/31/2018		500.00
096949	W	10/17/2018	James McCutcheon	880027	RECONCILED:10/31/2018	1	232.00
096950	W	10/17/2018	John Christian	034001	RECONCILED:10/31/2018	1	30.00
096951	W	10/17/2018	Karl Miller	033449	RECONCILED:10/31/2018	1	232.00
096952	W	10/17/2018	Kenneth Confer	033827	RECONCILED:10/31/2018	1	65.00
096953	W	10/17/2018	MACRAY CO INC.	007480	RECONCILED:10/31/2018		36.00
096954	W	10/17/2018	MADISON/CHAMPAIGN ESC Attn: Scott Howell	002124	RECONCILED:10/31/2018		1,438.53
096955	W	10/17/2018	MIKE MCNEIL	004007	RECONCILED:10/31/2018	1	30.00
096956	W	10/17/2018	Nickles Bakery of Ohio	035077	RECONCILED:10/31/2018	1	31.81
096957	W	10/17/2018	QUILL OFFICE SUPPLIES	010750	RECONCILED:10/31/2018		78.30
096958	W	10/17/2018	Robert Roach	880022	RECONCILED:10/31/2018	1	30.00
096959	W	10/17/2018	Scholastic Inc.	032833	RECONCILED:10/31/2018		274.65
096960	W	10/17/2018	SHOEMAKER'S HOME CENTER	011950	RECONCILED:10/31/2018		396.32
096961	W	10/17/2018	TRACY HORTON	032153			32.00
096962	W	10/17/2018	TUFFY BROOKS SPTG GOODS	013170	RECONCILED:10/31/2018		5,221.97
096963	W	10/17/2018	Veritiv	032014	RECONCILED:10/31/2018		5,374.00
096964	W	10/17/2018	W. R. HACKETT INC.,	005223	RECONCILED:10/31/2018	1	396.62
096965	W	10/17/2018	Warehouse Restaurant Equip	035065	RECONCILED:10/31/2018		820.00
096966	W	10/22/2018	Little Maize at Darby Creek	034496			295.00
096967	W	10/23/2018	LITTLE CAESARS	007347	RECONCILED:10/31/2018		99.90
096968	W	10/25/2018	TRIEC, INC.	020083	RECONCILED:10/31/2018		686.76

Date: 11/09/2018
 Time: 1:29 pm

SOUTHEASTERN LOCAL SCHOOL
 SORT BY CHECK NUMBER
 CHECK DATES BETWEEN 10/01/2018 AND 10/31/2018
 WARRANT, REFUND, MEMO, PAYROLL CHECKS

Page: 4
 (CHEKPY)

CHECK	TYPE	DATE	VENDOR	VENDOR	STATUS/DATE	BANK CODE	CHECK AMOUNT
096969	W	10/26/2018	American Fidelity Administrive Services, LLC	034825			50.25
096970	W	10/26/2018	Andrew Lytle	034351	RECONCILED:10/31/2018	1	30.00
096971	W	10/26/2018	Apple Inc.	034275			224.75
096972	W	10/26/2018	BOB POWERS	000057		1	75.00
096973	W	10/26/2018	Charles Smiddy	032681	RECONCILED:10/31/2018	1	45.00
096974	W	10/26/2018	CLARK COUNTY EDUCATIONAL SERVICE CENTER	002300	RECONCILED:10/31/2018		5,099.74
096975	W	10/26/2018	Clay Ewell Educational Service	033967			295.00
096976	W	10/26/2018	DARRICK RIGGS	032170	RECONCILED:10/31/2018		74.95
096977	W	10/26/2018	DAYTON POWER AND LIGHT COMPANY	032183			4,214.29
096978	W	10/26/2018	De Lage Landen	034335			440.20
096979	W	10/26/2018	Evalyn Hammonds	880032		1	65.00
096980	W	10/26/2018	Habitec Security	032464	RECONCILED:10/31/2018		246.00
096981	W	10/26/2018	IXL Math	035126			431.00
096982	W	10/26/2018	Jeremy Royse	034952	RECONCILED:10/31/2018	1	85.00
096983	W	10/26/2018	John Christian	034001		1	40.00
096984	W	10/26/2018	Josh Zimmers dba Zimmers Roofing	035214			350.00
096985	W	10/26/2018	Julius Palazzo	880030		1	65.00
096986	W	10/26/2018	KEITH SMITH	012180	RECONCILED:10/31/2018	1	45.00
096987	W	10/26/2018	KINCAIDS	006764			1,431.62
096988	W	10/26/2018	KS StateBank Government Finance Department	035201			296.05
096989	W	10/26/2018	Leo Harding	880031		1	65.00
096990	W	10/26/2018	Mike Gill	880034		1	65.00
096991	W	10/26/2018	MILLER'S TEXTILE SERVICES	012700			103.82
096992	W	10/26/2018	MONTGOMERY CO EDUCATIONAL SERVICE CENTER	008600			2,783.89
096993	W	10/26/2018	NATIONAL FFA ORGANIZATION	008762	RECONCILED:10/31/2018		369.00
096994	W	10/26/2018	OHIO HERITAGE CONFERENCE Ted Williams, Commissioner	031858		1	187.00
096995	W	10/26/2018	Global Gov't Eduction Solution Attn: Jack Gephart	004948	RECONCILED:10/31/2018		932.94
096996	W	10/26/2018	PCMG, Inc.	030141	VOID: 11/07/2018		832.26
096997	W	10/26/2018	QUILL OFFICE SUPPLIES	010750	RECONCILED:10/31/2018		433.63
096998	W	10/26/2018	Robert Roach	880022		1	30.00
096999	W	10/26/2018	Scott Preston	034811		1	30.00
097000	W	10/26/2018	SHOEMAKER'S GROCERY	011900	RECONCILED:10/31/2018		30.22
097001	W	10/26/2018	SHOEMAKER'S HOME CENTER	011950			16.33
097002	W	10/26/2018	Time Warner Cable-SWO Division	035001			345.23
097003	W	10/26/2018	Todd Flora	033658		1	40.00
097004	W	10/26/2018	Turf Nerd Lawn Care	035111			552.00
097005	W	10/26/2018	Zachary Howard	880033	RECONCILED:10/31/2018	1	65.00
097007	W	10/31/2018	BOB POWERS	000057		1	45.00
097008	W	10/31/2018	Charles Smiddy	032681		1	45.00
097009	W	10/31/2018	Jeremy Royse	034952		1	45.00
097010	W	10/31/2018	KEITH SMITH	012180		1	45.00
097011	W	10/31/2018	STATE TEACHERS RETIREMENT SYSTEM OF OH	012778	VOID: 10/31/2018		48,084.00
097012	W	10/31/2018	ZANER-BLOSER	014850			431.64
996852	C	10/19/2018	PAYROLL	900005		(Multi-bank check)	241,513.79

Date: 11/09/2018
 Time: 1:29 pm

SOUTHEASTERN LOCAL SCHOOL
 SORT BY CHECK NUMBER
 CHECK DATES BETWEEN 10/01/2018 AND 10/31/2018
 WARRANT, REFUND, MEMO, PAYROLL CHECKS

Page: 5
 (CHEKPY)

CHECK	TYPE	DATE	VENDOR	VENDOR	STATUS/DATE	BANK CODE	CHECK AMOUNT
996853	M	10/15/2018	PAYROLL	900005		(Multi-bank check)	3,199.13
996854	M	10/17/2018	CORRECTING ENTRY	900038			34.23
996855	M	10/26/2018	EPC-Self-Funded Medical Plan	900052		(Multi-bank check)	89,839.05
996856	M	10/26/2018	EPC Dental/Vision Benefit Plan Dental Plan	900053		(Multi-bank check)	4,865.56
996857	M	10/26/2018	EPC-Dental/Vision Benefit Plan Vision Plan	900054		(Multi-bank check)	1,265.25
996858	M	10/26/2018	Sun Life Assurance Company of Canada	900055		(Multi-bank check)	422.26
996860	M	10/29/2018	PAYROLL	900005		(Multi-bank check)	3,252.78
996861	M	10/31/2018	FOUNDATION	900014			48,084.00
996862	M	10/30/2018	FOUNDATION	900014		(Multi-bank check)	66,118.38
996863	M	10/30/2018	RETIREMENT STRS	900001			4,346.92
996864	M	10/30/2018	RETIREMENT SERS	900002			865.00
996865	M	10/31/2018	CLARK COUNTY EDUCATIONAL SERVI	902300			76,830.45
996866	M	10/31/2018	SECURITY NATIONAL BANK	900042			100.00
V VOIDED CHECKS			7	CHECK TOTALS	50,974.56		
R RECONCILED CHECKS			141	CHECK TOTALS	199,656.88		
W WARRANT CHECKS			185	CHECK TOTALS	272,650.08		
M MEMO CHECKS			13	CHECK TOTALS	299,223.01		
B REFUND CHECKS			0	CHECK TOTALS	0.00		
I INVESTMENT CHECKS			0	CHECK TOTALS	0.00		
T TRANSFER CHECKS			0	CHECK TOTALS	0.00		
D DISTRIBUTION CHECKS			0	CHECK TOTALS	0.00		
C PAYROLL CHECKS			2	CHECK TOTALS	479,670.36		
MISSING CHECKS			0				
** TOTAL CHECKS (LESS VOIDED)			193	** TOTAL NET	1,000,568.89		
*** TOTAL CHECKS WRITTEN			200	*** GRAND TOTALS	1,051,543.45		

-- Options Summary --

Output file: AMDCERT.TXT
Type: CSV
Print options page? (Y,N) Y
Beginning year for report: 2018
Date of Report (for Report Headings): 10/31/2018
Include accounts with all zero balances? (Y,N) N
3131: T
3132: T
3133: O
3134: O
3135: T
3139: O
Include Income Tax as Taxes or Other? (T,O) T
Include Other Taxes as Taxes or Other? (T,O) T

BAT_AMDCERT executed by SE_BKITCHEN on node MVECA0:: at 9-NOV-2018 09:38:15.0

SOUTHEASTERN LOCAL SCHOOL
 Amended Official Certificate of Estimated Resources

Rev. Code, Sec. 5705.36

Office of Budget Commission, CLARK County, Ohio.
 S. CHARLESTON, Ohio, October 31, 2018

TO THE TAXING AUTHORITY of SOUTHEASTERN LOCAL SCHOOL

The following is the amended official certificate of estimated resources for the fiscal year beginning July 1, 2018, as revised by the Budget Commission of said County, which shall govern the total of appropriations made at any time during such fiscal year:

Fund	Unencumbered Balance July 1, 2018	Taxes	Other Sources	Total
GOVERNMENTAL FUND TYPE				
General Fund	6,584,382.91	4,278,912.00	5,577,566.00	16,440,860.91
Special Revenue	14,633.51	.00	134,810.00	149,443.51
Capital Projects	70,856.35	244,406.00	124,299.00	439,561.35
PROPRIETARY FUND TYPE				
Enterprise	539.56-	.00	592,049.00	591,509.44
Internal Service	54,960.76	.00	25,722.00	80,682.76
FIDUCIARY FUND TYPE				
Agency Fund	30,788.76	.00	70,135.00	100,923.76
Total All Funds	6,755,082.73	4,523,318.00	6,524,581.00	17,802,981.73

 Budget

 Commission

Rev. Code, Sec. 5705.36

Fund	Unencumbered Balance July 1, 2018	Taxes	Other Sources	Total

GOVERNMENTAL FUND TYPE				
General Fund				
001 0000 CASH CONTROL - GENERAL FUND	6,482,522.03	4,278,912.00	5,577,015.00	16,338,449.03
001 9018 Chromebook	976.64-	.00	551.00	425.64-
001 9412 GENERAL SET ASIDE (5%)	102,837.52	.00	.00	102,837.52
Total General Fund	6,584,382.91	4,278,912.00	5,577,566.00	16,440,860.91
Special Revenue				
018 9081 PRINCIPAL'S SUPPORT - MIAMI VIEW	1,444.92	.00	.00	1,444.92
018 9082 PRINCIPAL'S SUPPORT - HIGH SCHOOL	.00	.00	15,585.00	15,585.00
018 9281 MIDDLE SCHOOL PRINCIPAL'S SUPPORT	1,964.78	.00	7,730.00	9,694.78
019 9091 MIAMI VIEW WORKROOM/LOUNGE	491.25	.00	134.00	625.25
019 9092 TEACHER'S LOUNGE - HIGH SCHOOL	299.00	.00	162.00	461.00
300 0000 STUDENT PARTICIPATION FEES	.00	.00	420.00	420.00
300 9302 BAND	9,707.48	.00	25.00	9,732.48
300 9303 CHEERLEADERS - HI SCHOOL	419.53-	.00	3,803.00	3,383.47
300 9304 CHOIR - HI SCHOOL	755.43	.00	25.00	780.43
300 9305 DRAMA - HI SCHOOL	10,083.08	.00	5,756.00	15,839.08
300 9306 Bowling Club	5,902.15-	.00	92.00	5,810.15-
300 9308 TROJAN TIMES	1.66	.00	.00	1.66
300 9309 YEARBOOK	4,970.05-	.00	3,925.00	1,045.05-
300 9312 Wrestling Club	10,991.64-	.00	5,456.00	5,535.64-
300 9313 CHEERLEADERS - MIAMI VIEW	1,580.78	.00	5,038.00	6,618.78
300 9320 ATHLETICS - HI SCHOOL	3,362.71-	.00	72,870.00	69,507.29
300 9330 ATHLETICS MIAMI VIEW	661.87	.00	13,789.00	14,450.87
459 9903 OHIO READS GRANT	300.00	.00	.00	300.00
459 9905 OHIO READS	2,000.00	.00	.00	2,000.00
499 9014 Early Literacy Grant	7,805.06	.00	.00	7,805.06
499 9107 Project Lead the Way	.45	.00	.00	.45
499 9900 BUILDING INCENTIVE	128.59	.00	.00	128.59
516 9602 TITLE IV-B 2002	.56	.00	.00	.56
572 9218 TITLE I	3,034.60	.00	.00	3,034.60
573 9302 TITLE VI-INNOVATIVE	1.00	.00	.00	1.00
599 9018 Title IV-A Student Support & Academic Enrichm	19.08	.00	.00	19.08
Total Special Revenue	14,633.51	.00	134,810.00	149,443.51
Capital Projects				
003 0000 GENERAL INTEREST	1,248,379.88	.00	95,436.00	1,343,815.88
003 9001 PERMANENT IMPROVEMENT VOTED	1,178,371.92-	244,406.00	28,863.00	905,102.92-
003 9003 AUDITORIUM RENOVATION	848.38	.00	.00	848.38
450 9407 SCHOOLNET	.01	.00	.00	.01

Rev. Code, Sec. 5705.36

Fund	Unencumbered Balance July 1, 2018	Taxes	Other Sources	Total
Total Capital Projects	70,856.35	244,406.00	124,299.00	439,561.35
PROPRIETARY FUND TYPE				
Enterprise				
006 0000 LUNCHROOM CASH CONTROL	539.56-	.00	592,751.00	592,211.44
006 9017 Children's Hunger Alliance	.00	.00	702.00-	702.00-
Total Enterprise	539.56-	.00	592,049.00	591,509.44
Internal Service				
027 0000 BWC Distribution Account	54,960.76	.00	25,722.00	80,682.76
Total Internal Service	54,960.76	.00	25,722.00	80,682.76
FIDUCIARY FUND TYPE				
Agency Fund				
022 9012 Wellness Incentive	8,970.85	.00	.00	8,970.85
022 9013 Julia Salyers Memorial Fund	377.00	.00	12.00	389.00
022 9014 Jerry South Memorial Fund	397.84	.00	.00	397.84
022 9081 PRINCIPAL'S FUND/STAFF RECOGNITION	4,628.45-	.00	51.00	4,577.45-
022 9082 PRINCIPAL'S FUND/STAFF RECOGNITION	573.35	.00	240.00	813.35
022 9208 2008 Section 125	26.17	.00	19.00	45.17
022 9281 PRINCIPAL'S FUND/STAFF RECOGNITION	693.82-	.00	7,591.00	6,897.18
200 9000 Washington DC Trip	3,346.34	.00	21,900.00	25,246.34
200 9013 Class of 2013	816.46	.00	.00	816.46
200 9014 Class of 2014	250.00	.00	.00	250.00
200 9015 Class of 2015	187.01	.00	.00	187.01
200 9016 Class of 2016	381.97	.00	.00	381.97
200 9017 Class of 2017	256.27-	.00	.00	256.27-
200 9018 Class of 2018	1,679.47-	.00	1,972.00-	3,651.47-
200 9019 Class of 2019	150.85-	.00	6,057.00	5,906.15
200 9020 Class of 2020	571.87	.00	110.00	681.87
200 9021 Class of 2021	115.00	.00	115.00	230.00
200 9201 FUTURE FARMERS OF AMERICA	2,593.01	.00	20,288.00	22,881.01
200 9202 FAMILIES CAREERS & COMMUNITY LEADERS OF AMERI	2,582.28	.00	6,032.00	8,614.28
200 9203 FUTURE EDUCATORS OF AMERICA	119.74	.00	.00	119.74
200 9205 NATIONAL HONOR SOCIETY	355.44	.00	160.00	515.44
200 9206 STUDENT COUNCIL - HI SCHOOL	3,642.03-	.00	.00	3,642.03-
200 9207 ACHIEVEMENT THRU TEAMWORK	668.01	.00	.00	668.01
200 9208 Spanish Club	329.02	.00	.00	329.02
200 9209 E3 (Encourage, Empower, Educate) Committee	2,511.20	.00	3,447.00	5,958.20
200 9210 SPIRIT CLUB	4,166.82	.00	3,869.00	8,035.82

SOUTHEASTERN LOCAL SCHOOL
 Amended Official Certificate of Estimated Resources

Rev. Code, Sec. 5705.36

Fund	Unencumbered Balance July 1, 2018	Taxes	Other Sources	Total
200 9215 LAND LAB	264.28	.00	.00	264.28
200 9216 MIAMI VIEW MIDDLE SCHOOL STUDENT COUNCIL	4,170.61	.00	1,033.00	5,203.61
200 9217 Jr. High Student Council	5,143.24	.00	960.00	6,103.24
200 9222 S.A.D.D. CASH	206.74	.00	.00	206.74
200 9225 H2O HELP TO OTHERS	1,096.82	.00	36.00	1,132.82
200 9226 Art Club	1,618.58	.00	187.00	1,805.58
Total Agency Fund	30,788.76	.00	70,135.00	100,923.76
Total All Funds	6,755,082.73	4,523,318.00	6,524,581.00	17,802,981.73