

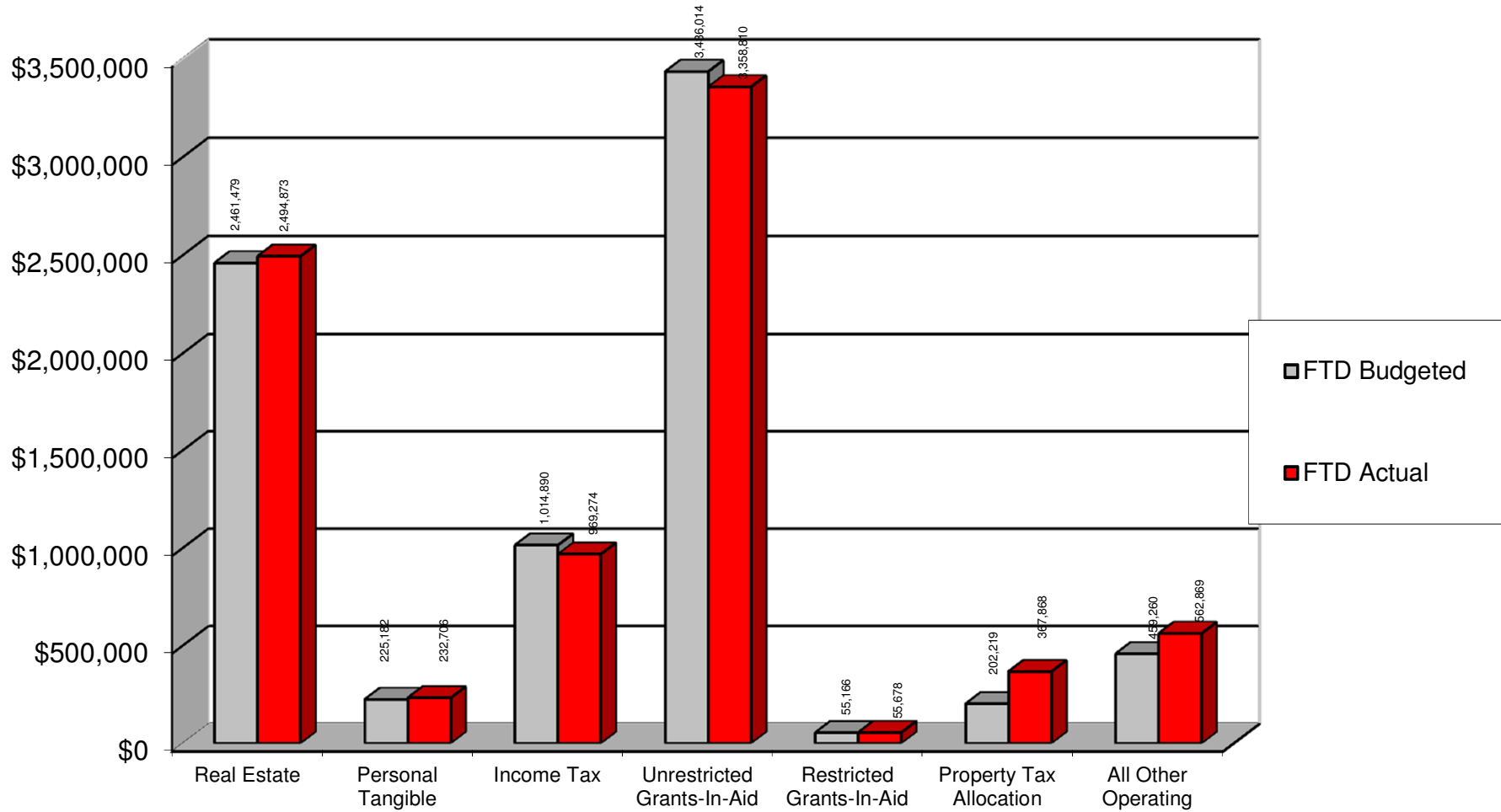
**SOUTHEASTERN LOCAL SCHOOL DISTRICT**

**FINANCIAL REPORT**

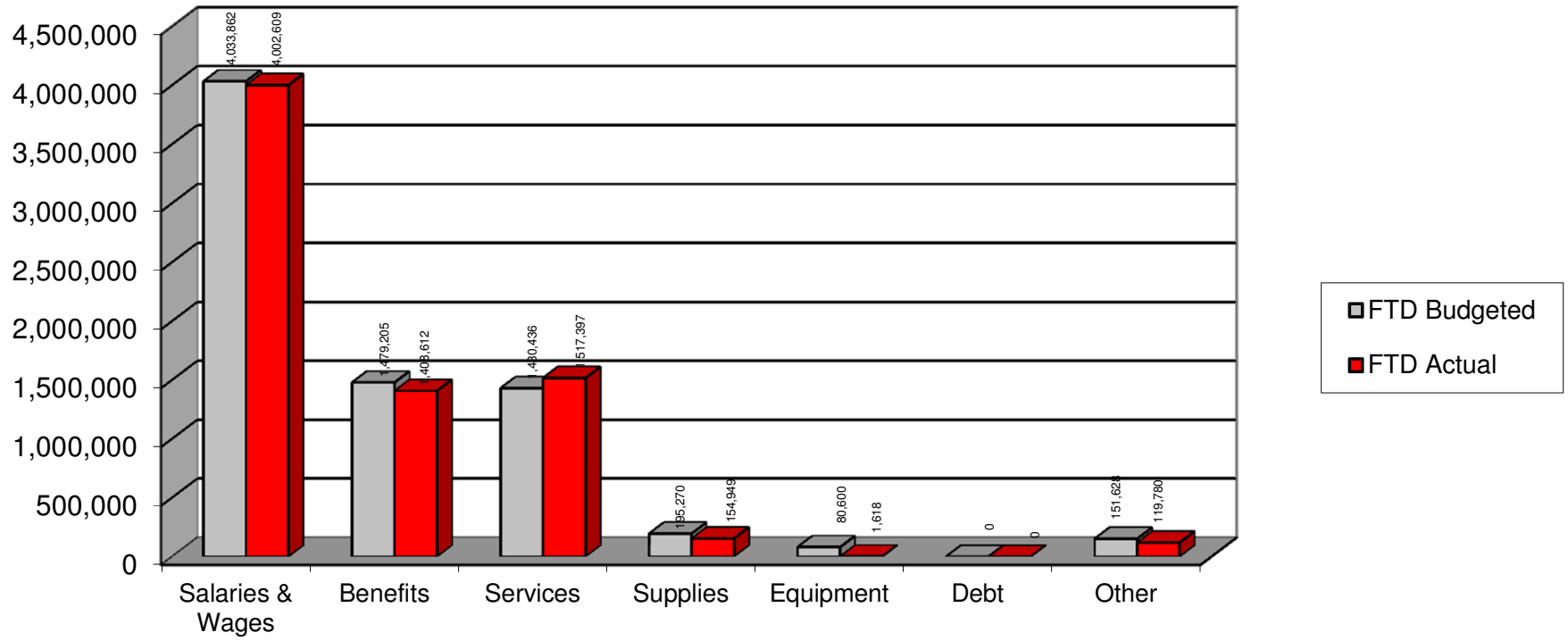
**04/30/2017**



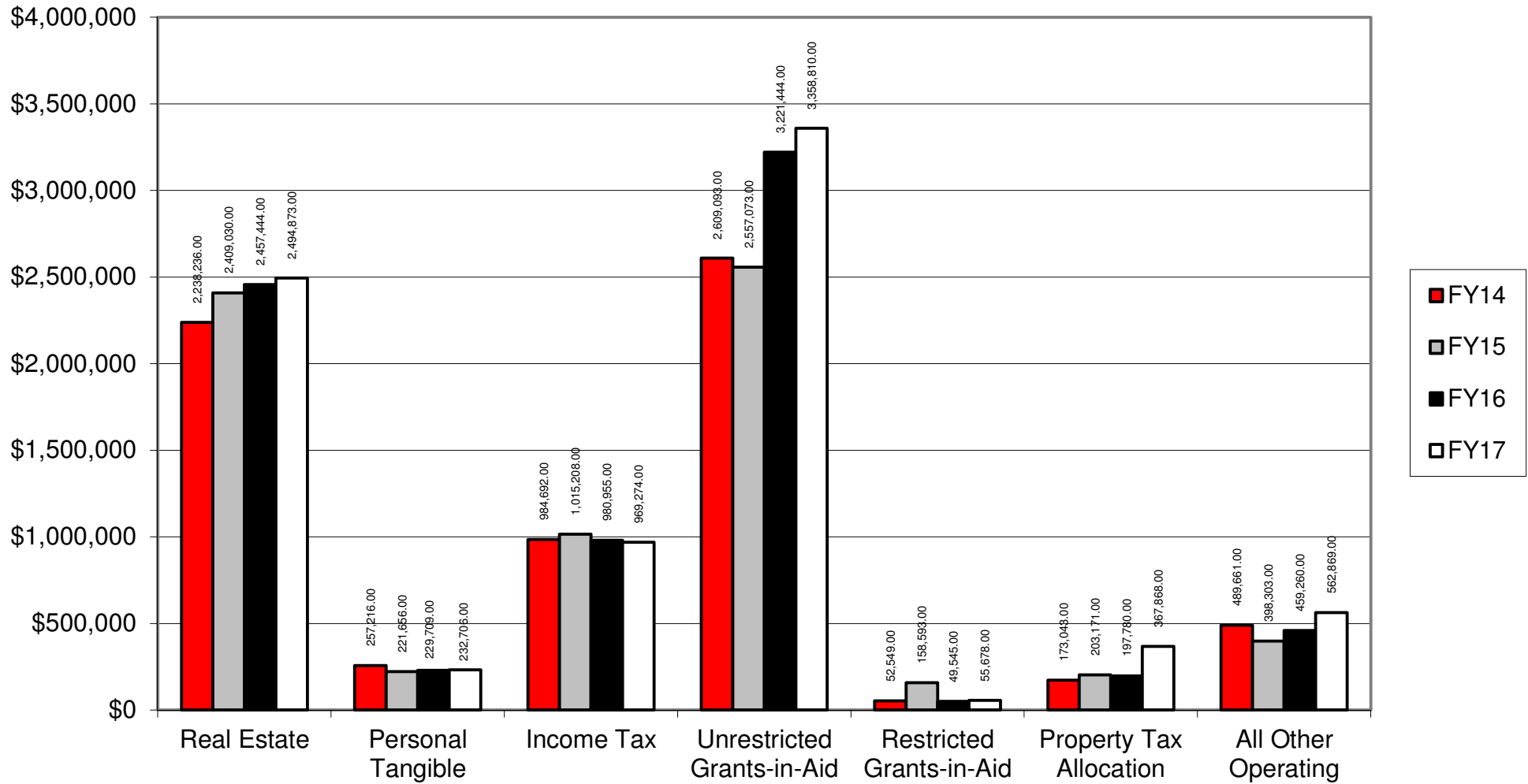
# FTD BUDGETED vs. FTD ACTUAL



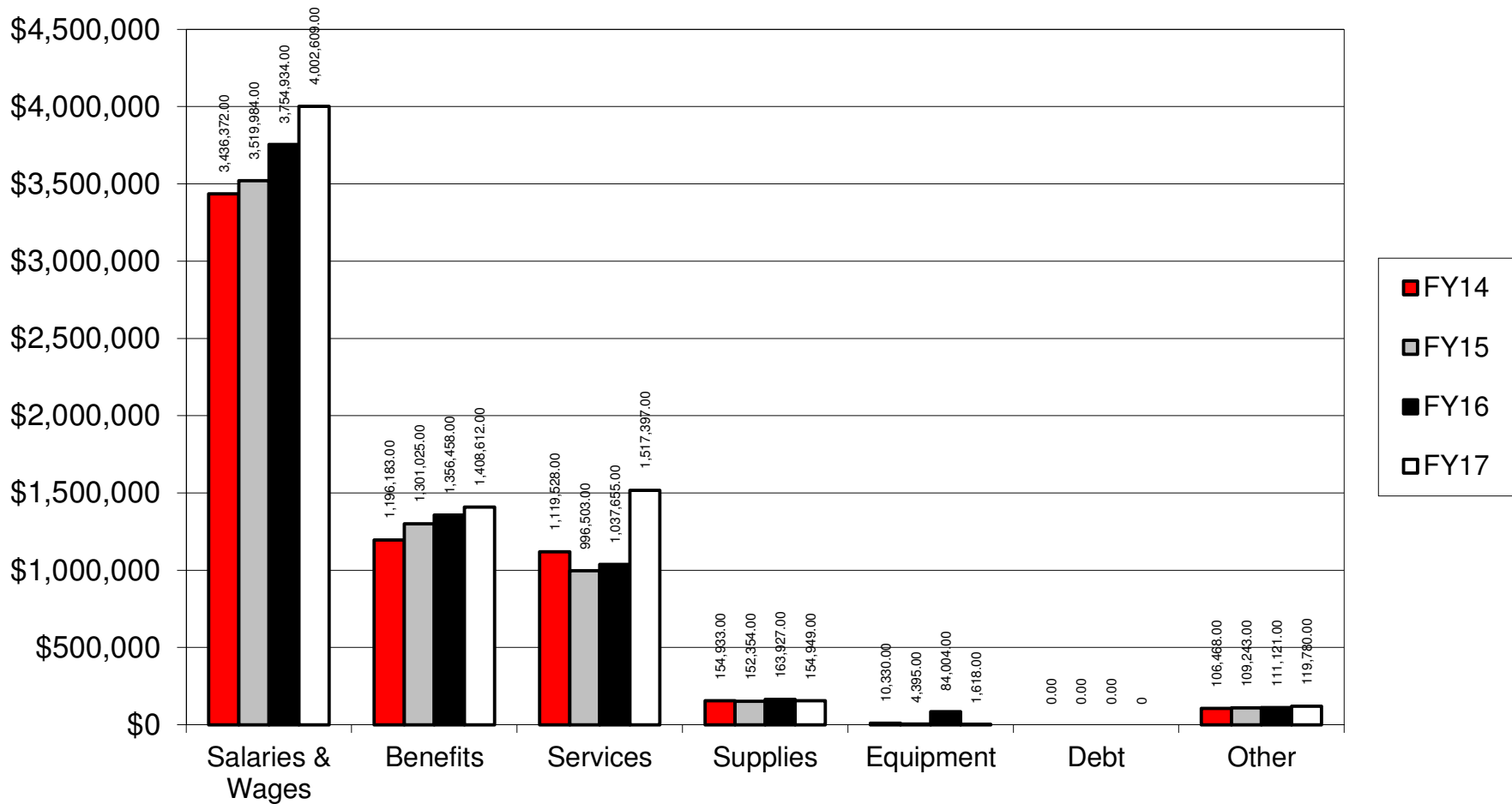
## FTD BUDGETED vs. FTD ACTUAL



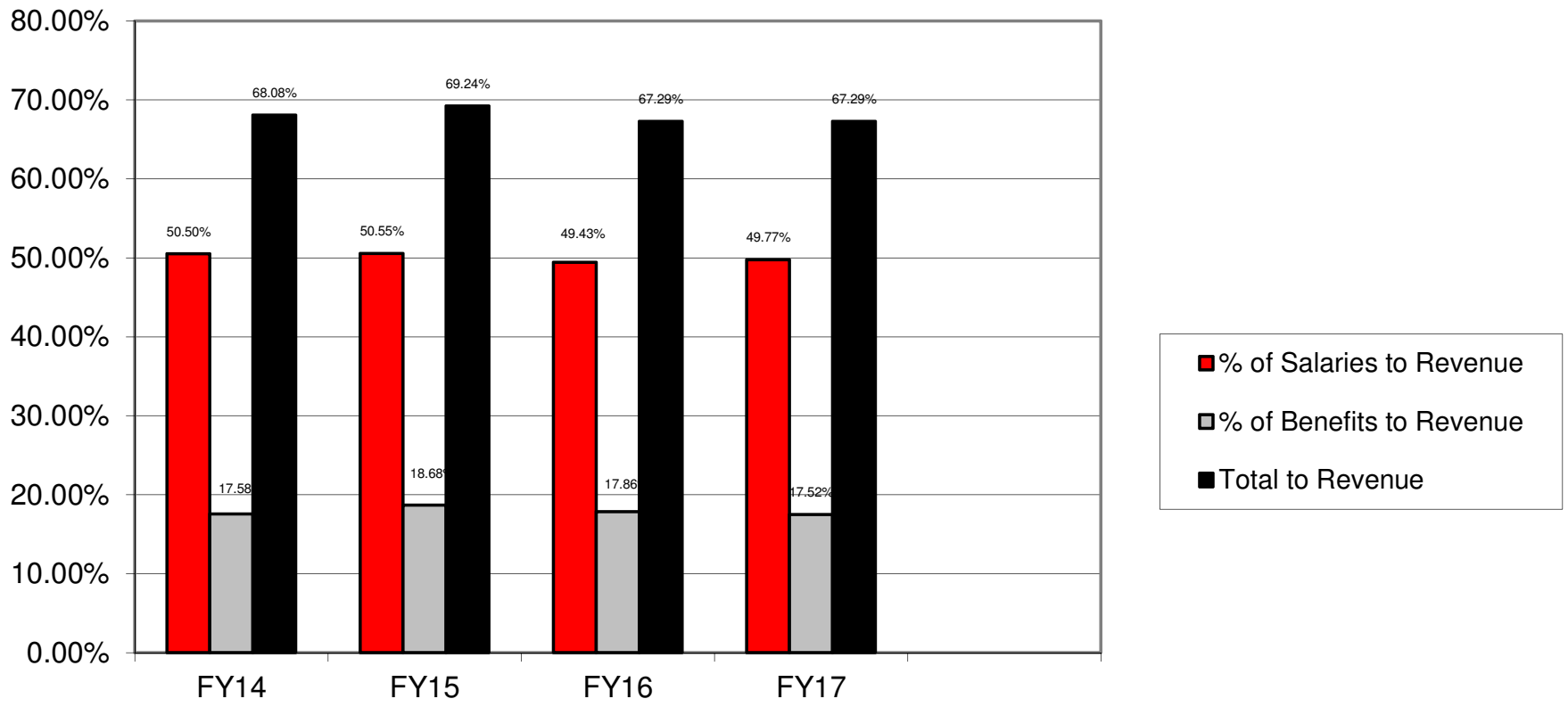
# HISTORICAL REVENUE



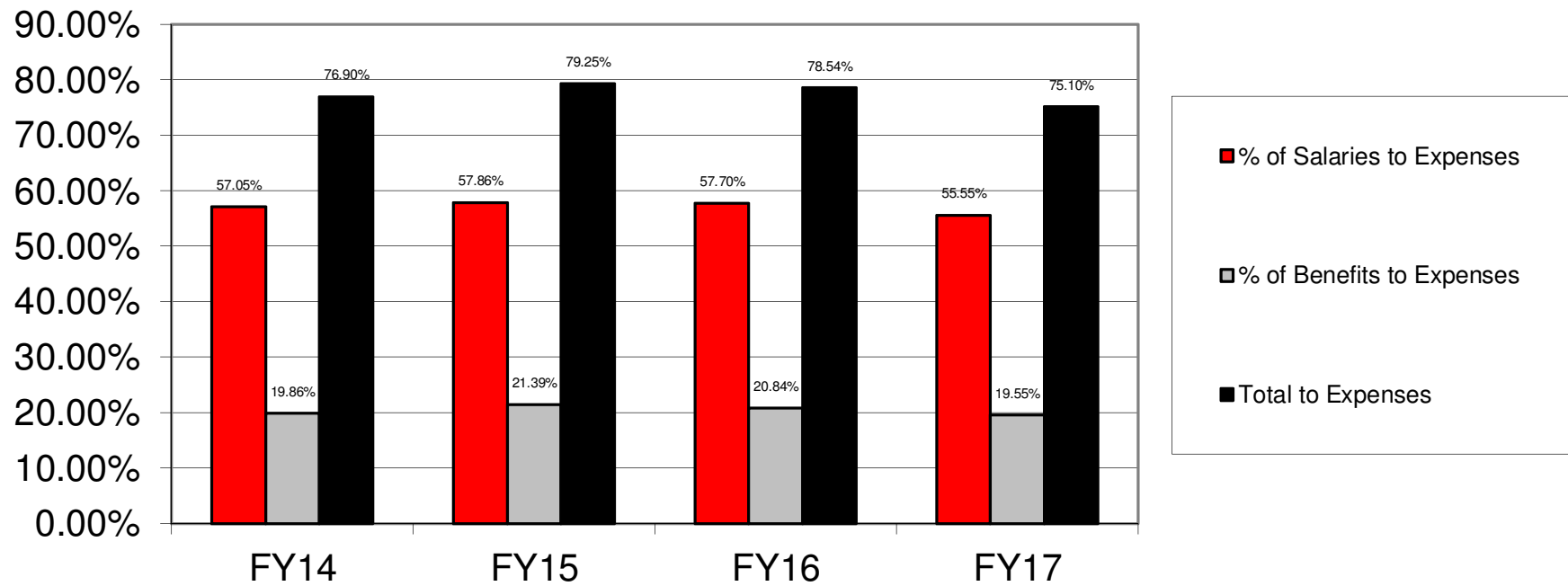
# HISTORICAL EXPENDITURES



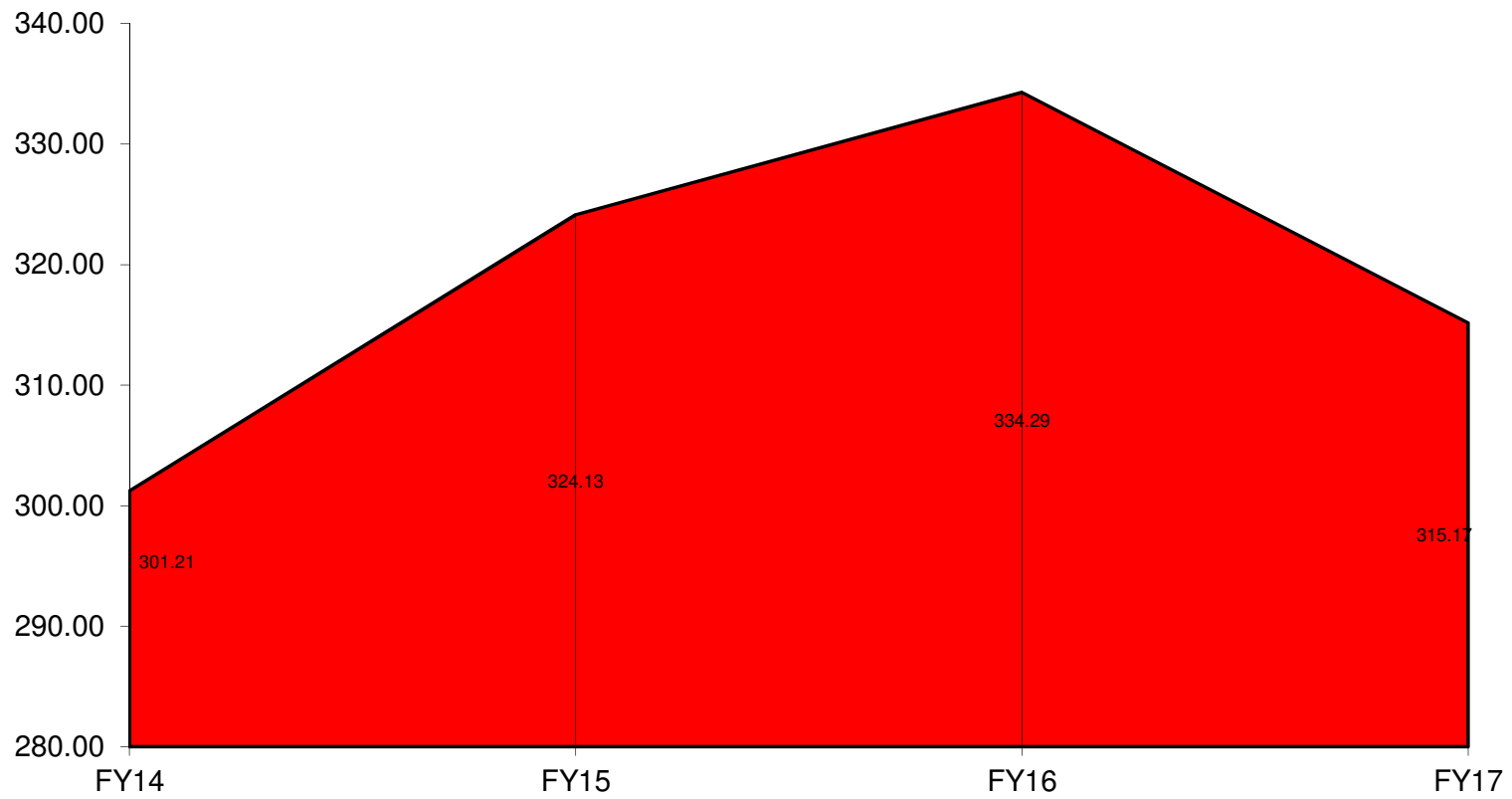
## % OF SALARIES AND BENEFITS TO REVENUE



## % OF SALARIES AND BENEFITS TO EXPENDITURES

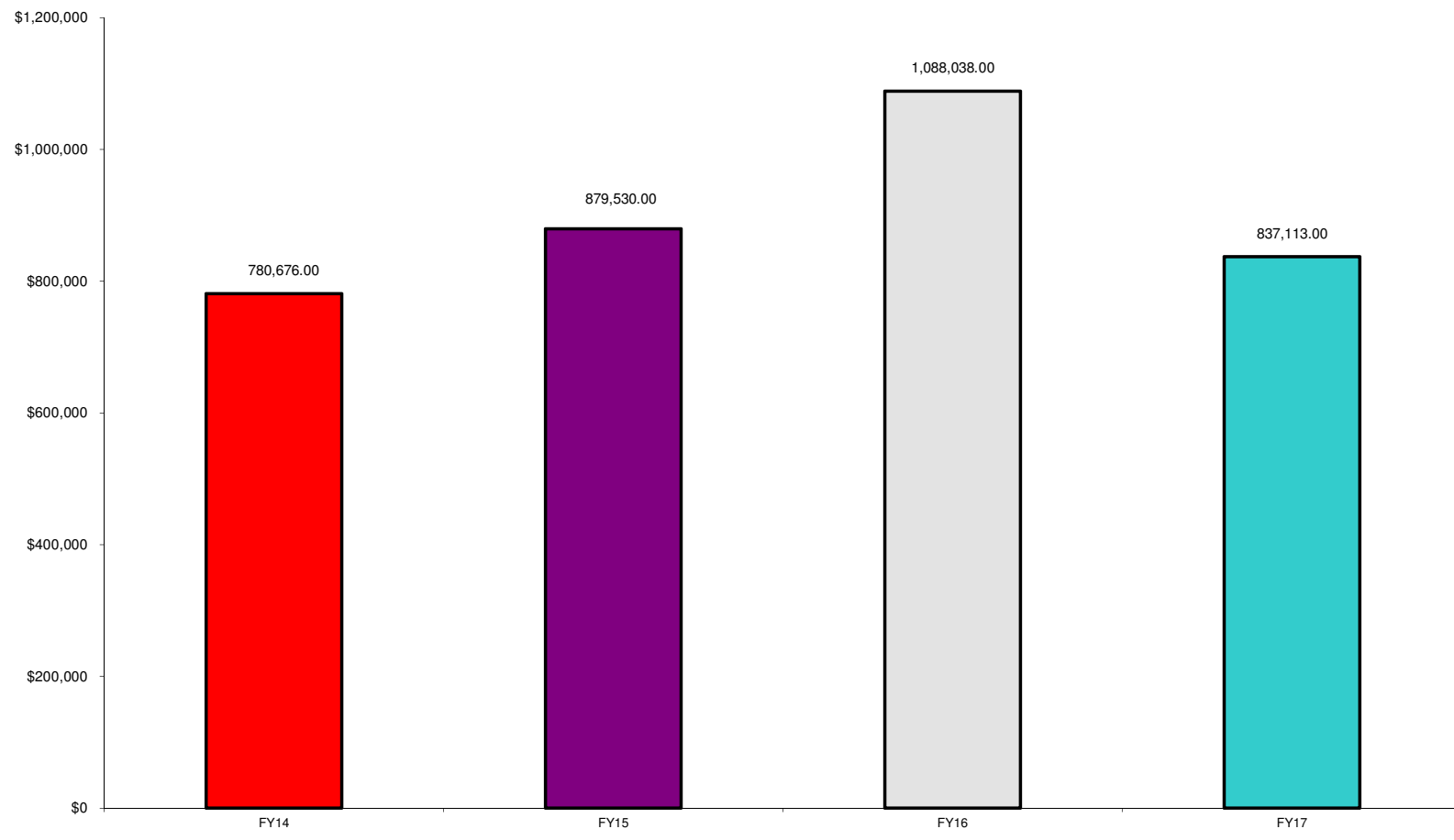


## Days of Operating Cash





# SURPLUS/DEFICIT



**MONTHLY BUDGET VARIANCE  
SOUTHEASTERN LOCAL SCHOOLS**

	<b>FTD Budgeted</b>	<b>FTD Actual</b>	<b>Variance</b>	<b>Percentage Variance</b>	<b>MTD Budgeted</b>	<b>MTD Actual</b>	<b>Variance</b>	<b>Percentage Variance</b>
<b>REVENUE</b>								
General Property (Real Estate)	\$2,461,479	\$2,494,873	\$33,394	1.36%	\$0	\$0	\$0	-
Tangible Personal Property	225,182	232,706	7,524	3.34%	0	0	0	-
Income Tax	1,014,890	969,274	(45,616)	-4.49%	269,032	260,511	(8,521)	-3.17%
Unrestricted Grants-In-Aid	3,436,014	3,358,810	(77,204)	-2.25%	355,638	318,761	(36,877)	-10.37%
Restricted Grants-In-Aid	55,166	55,678	512	0.93%	3,701	4,813	1,112	30.05%
Restricted Grants-In-Aid - SFSF	0	0	0	-	0	0	0	-
Property Tax Allocation	202,219	367,868	165,649	81.92%	8,630	0	(8,630)	-100.00%
All Other Operating Revenue	459,260	562,869	103,609	22.56%	38,386	37,270	(1,116)	-2.91%
<b>TOTAL REVENUE</b>	<b>\$7,854,210</b>	<b>\$8,042,078</b>	<b>\$187,868</b>	<b>2.39%</b>	<b>\$675,387</b>	<b>\$621,355</b>	<b>(\$54,032)</b>	<b>-8.00%</b>
<b>EXPENDITURES</b>								
Salaries & Wages	\$4,033,862	\$4,002,609	\$31,253	-0.77%	\$395,619	\$440,423	(\$44,804)	11.33%
Benefits	1,479,205	1,408,612	70,593	-4.77%	147,282	223,275	(75,993)	51.60%
Services	1,430,436	1,517,397	(86,961)	6.08%	186,515	182,289	\$4,226	-2.27%
Supplies	195,270	154,949	40,321	-20.65%	6,018	10,086	(4,068)	67.60%
Equipment	80,600	1,618	78,982	-97.99%	0	0	\$0	-
Debt	0	0	0	-	0	0	0	-
Other	151,628	119,780	31,848	-21.00%	9,392	7,591	1,801	-19.18%
<b>TOTAL EXPENSES</b>	<b>\$7,371,001</b>	<b>\$7,204,965</b>	<b>\$166,036</b>	<b>-2.25%</b>	<b>\$744,826</b>	<b>\$863,664</b>	<b>(\$118,838)</b>	<b>15.96%</b>
<b>SURPLUS/DEFICIT</b>	<b>\$483,209</b>	<b>\$837,113</b>	<b>\$353,904</b>	<b>73.24%</b>	<b>(\$69,439)</b>	<b>(\$242,309)</b>	<b>(\$172,870)</b>	<b>248.95%</b>
<b>OTHER USES/SOURCES</b>								
Transfers/Advances In	291,995	291,995	0	0.00%	0	0	0	-
Transfers/Advances Out	0	0	0	-	0	0	0	-
All Other Financing Sources/(Uses)	142,806	142,850	44	0.03%	0	0	\$0	-
<b>NET SOURCES/USES</b>	<b>434,801</b>	<b>434,845</b>	<b>44</b>	<b>0.01%</b>	<b>0</b>	<b>0</b>	<b>0</b>	<b>-</b>
<b>BEGINNING CASH</b>	<b>\$6,590,286</b>	<b>\$6,590,282</b>	<b>(\$4)</b>	<b>0.00%</b>	<b>\$7,577,733</b>	<b>\$8,104,549</b>	<b>\$526,816</b>	<b>6.95%</b>
<b>ENDING CASH</b>	<b>\$7,508,296</b>	<b>\$7,862,240</b>	<b>\$353,944</b>	<b>4.71%</b>	<b>\$7,508,294</b>	<b>\$7,862,240</b>	<b>\$353,946</b>	<b>4.71%</b>
<b>ENCUMBRANCES</b>	<b>\$896,590</b>	<b>\$392,584</b>	<b>(\$504,006)</b>	<b>-56.21%</b>	<b>\$896,590</b>	<b>\$392,584</b>	<b>(\$504,006)</b>	<b>-56.21%</b>
<b>UNENCUMBERED CASH</b>	<b>\$6,611,706</b>	<b>\$7,469,656</b>	<b>\$857,950</b>	<b>12.98%</b>	<b>\$6,611,704</b>	<b>\$7,469,656</b>	<b>\$857,952</b>	<b>12.98%</b>

**HISTORICAL COMPARISON BY OBJECT  
SOUTHEASTERN LOCAL SCHOOLS**

	FY 14 7/13-04/14	FY 15 7/14-04/15	% of Change	FY 16 7/15-04/16	% of Change	FY 17 7/16-04/17	% of Change
<b>REVENUE</b>							
General Property (Real Estate)	\$2,238,236	\$2,409,030	7.63%	2,457,444	2.01%	\$2,494,873	1.52%
Tangible Personal Property	257,216	221,656	-13.82%	229,709	3.63%	232,706	1.30%
Income Tax	984,692	1,015,208	3.10%	980,955	-3.37%	969,274	-1.19%
Unrestricted Grants-in-Aid	2,609,093	2,557,073	-1.99%	3,221,444	25.98%	3,358,810	4.26%
Restricted Grants-in-Aid	52,549	158,593	201.80%	49,545	-68.76%	55,678	12.38%
Restricted Grants-in-Aid - SFSF	0	0	-	0	-	0	-
Property Tax Allocation	173,043	203,171	17.41%	197,780	-2.65%	367,868	86.00%
All Other Operating Revenue	489,661	398,303	-18.66%	459,260	15.30%	562,869	22.56%
<b>TOTAL REVENUE</b>	<b>\$6,804,490</b>	<b>\$6,963,034</b>	<b>2.33%</b>	<b>7,596,137</b>	<b>9.09%</b>	<b>\$8,042,078</b>	<b>5.87%</b>
<b>EXPENDITURES</b>							
Salaries & Wages	3,436,372	3,519,984	2.43%	3,754,934	6.67%	4,002,609	6.60%
Benefits	1,196,183	1,301,025	8.76%	1,356,458	4.26%	1,408,612	3.84%
Services	1,119,528	996,503	-10.99%	1,037,655	4.13%	1,517,397	46.23%
Supplies	154,933	152,354	-1.66%	163,927	7.60%	154,949	-5.48%
Equipment	10,330	4,395	-57.45%	84,004	1811.35%	1,618	-98.07%
Debt	0	0	-	0	-	0	-
Other	106,468	109,243	2.61%	111,121	1.72%	119,780	7.79%
<b>TOTAL EXPENDITURES</b>	<b>\$6,023,814</b>	<b>\$6,083,504</b>	<b>0.99%</b>	<b>6,508,099</b>	<b>6.98%</b>	<b>\$7,204,965</b>	<b>10.71%</b>
<b>SURPLUS/DEFICIT</b>	<b>780,676</b>	<b>879,530</b>	<b>12.66%</b>	<b>1,088,038</b>	<b>23.71%</b>	<b>837,113</b>	<b>-23.06%</b>
<b>OTHER SOURCES/USES</b>							
Advances/Transfers In	215,947	242,939	12.50%	279,051	14.86%	291,995	4.64%
Advances/Transfers Out	0	0	-	1,000	-	0	-100.00%
All Other Financing Sources	47,466	36,550	-23.00%	33,356	-8.74%	142,850	328.26%
Debt Service	0	0	-	0	-	0	-
<b>NET SOURCES/USES</b>	<b>263,413</b>	<b>279,489</b>	<b>6.10%</b>	<b>311,407</b>	<b>11.42%</b>	<b>434,845</b>	<b>39.64%</b>
<b>BEGINNING CASH</b>	<b>\$5,366,319</b>	<b>\$5,516,278</b>	<b>2.79%</b>	<b>5,988,692</b>	<b>8.56%</b>	<b>\$6,590,282</b>	<b>10.05%</b>
<b>ENDING CASH</b>	<b>\$6,410,408</b>	<b>\$6,675,297</b>	<b>4.13%</b>	<b>7,388,137</b>	<b>10.68%</b>	<b>\$7,862,240</b>	<b>6.42%</b>
<b>ENCUMBRANCES</b>	<b>441,811</b>	<b>188,892</b>	<b>-57.25%</b>	<b>207,991</b>	<b>10.11%</b>	<b>\$392,584</b>	<b>88.75%</b>
<b>UNENCUMBERED CASH</b>	<b>\$5,968,597</b>	<b>\$6,486,405</b>	<b>8.68%</b>	<b>7,180,146</b>	<b>10.70%</b>	<b>\$7,469,656</b>	<b>4.03%</b>
<b>% of Salaries to Revenue</b>	<b>50.50%</b>	<b>50.55%</b>		<b>0.49</b>		<b>49.77%</b>	
<b>% of Benefits to Revenue</b>	<b>17.58%</b>	<b>18.68%</b>		<b>0.18</b>		<b>17.52%</b>	
<b>Total to Revenue</b>	<b>68.08%</b>	<b>69.24%</b>		<b>0.67</b>		<b>67.29%</b>	
<b>Days of Operating Cash</b>	<b>301.21</b>	<b>324.13</b>		<b>334.29</b>		<b>315.17</b>	

Southeastern Local Schools  
Clark County, Ohio

General Fund Financial History/Projection

4/30/2017

Percent of Fiscal Year Complete

83.33%

	2016-17 Projection	2016-17 FYTD Actual	FYTD %
<b>REVENUE</b>			
General Property (Real Estate)	\$2,355,841.00	\$2,494,873.00	105.90%
Tangible Personal Property	\$217,885.00	\$232,706.00	106.80%
Income Tax	\$1,000,615.00	\$969,274.00	96.87%
Unrestricted Grants-in-Aid	\$3,793,678.00	\$3,358,810.00	88.54%
Restricted Grants-in-Aid	\$55,947.00	\$55,678.00	99.52%
Restricted Grants-in-Aid - SFSF	\$0.00	\$0.00	#DIV/0!
Property Tax Allocation	\$371,237.00	\$367,868.00	99.09%
All Other Operating Revenue	\$547,375.00	\$562,869.00	102.83%
TOTAL	\$8,342,578.00	\$8,042,078.00	96.40%
<b>EXPENDITURES</b>			
Salaries & Wages	\$4,915,995.00	\$4,002,609.00	81.42%
Benefits	\$1,792,176.00	\$1,408,612.00	78.60%
Services	\$1,476,546.00	\$1,517,397.00	102.77%
Supplies	\$224,814.00	\$154,949.00	68.92%
Equipment	\$5,051.00	\$1,618.00	32.03%
Debt	\$0.00	\$0.00	#DIV/0!
Other	\$117,929.00	\$119,780.00	101.57%
TOTAL	\$8,532,511.00	\$7,204,965.00	84.44%
<b>SURPLUS/(DEFICIT)</b>	<b>(\$189,933.00)</b>	<b>\$837,113.00</b>	

**Southeastern Local Schools**  
**Explanation of Checks Over \$5,000**

04/01/2017 - 04/30/2017

Check #	Vendor Name	Amount	Explanation
094355	Dayton Power & Light	\$5,306.09	Monthly Electric bill
094431	Clark County ESC	\$77,736.18	Special Education cost for FY17
094467	20th Century Tours	\$7,994.00	Deposit for 8th grade field trip
992573	Payroll	\$259,109.82	Payroll for April 5, 2017
992574	UHC	\$83,326.93	April Health Insurance Payment
992578	Payroll	\$5,481.74	Medicare for April 5, 2017
992581	Payroll	\$208,313.90	Payroll for April 20, 2017
992582	Foundation	\$144,291.70	County Board, STRS/SERS, Community Schools, Open Enrollment, ect...
992583	UHC	\$81,796.51	May Health Insurance Payment

-- Options Summary --

Output file SM2M.TXT  
Print options page? (Y,N) Y  
Report heading SM2 April 30, 2017  
Fiscal Year 2017  
Beginning Month: 04  
Ending Month: 04

BAT\_SM2M executed by SE\_BMCKEE on node MVECA0:: at 1-MAY-2017 19:34:08.47

DATE: 05/01/2017  
 TIME: 19:34:08

FORM SM-2  
 OHIO DEPARTMENT OF EDUCATION - OFFICE OF SCHOOL MANAGEMENT ASSISTANCE  
 ANNUAL SPENDING PLAN (CURRENT OPERATION - GENERAL FUND ONLY - O.R.C. 5705.391)

PAGE: 1

SCHOOL DISTRICT: SOUTHEASTERN LOCAL SCHOOL

IRN # 046276 COUNTY: CLARK  
 SM2 April 30, 2017

FISCAL YEAR: 2017 MONTH: 04

	MONTHLY ESTIMATE	MONTHLY ACTUAL	MONTHLY DIFFERENCE	FISCAL YTD ESTIMATE	FISCAL YTD ACTUAL	FISCAL YTD DIFFERENCE
<b>REVENUES</b>						
01.010 General Property (Real Estate)	0	0	0	0	2,494,873	2,494,873
01.020 Tangible Personal Property Tax	0	0	0	0	232,706	232,706
01.030 Income Tax	0	260,511	260,511	0	969,274	969,274
01.035 Unrestricted Grants-in-Aid	0	318,761	318,761	0	3,358,810	3,358,810
01.040 Restricted Grants-in-Aid	0	4,813	4,813	0	55,678	55,678
01.045 Restricted Grants-in-Aid - SFSF	0	0	0	0	0	0
01.050 Property Tax Allocation	0	0	0	0	367,868	367,868
01.060 All Other Operating Revenue	0	37,270	37,270	0	562,869	562,869
01.070 Total Revenue	0	621,355	621,355	0	8,042,078	8,042,078
<b>OTHER FINANCING SOURCES</b>						
02.010 Proceeds from Sale of Notes	0	0	0	0	0	0
02.020 State Emergency Loans & Advancements (Approved)	0	0	0	0	0	0
02.040 Operating Transfers-In	0	0	0	0	0	0
02.050 Advances-In	0	0	0	0	291,995	291,995
02.060 All Other Financing Sources	0	0	0	0	142,850	142,850
02.070 Total Other Financing Sources	0	0	0	0	434,845	434,845
02.080 Total Revenues and Other Financing Sources	0	621,355	621,355	0	8,476,923	8,476,923
<b>EXPENDITURES</b>						
03.010 Personal Services	0	440,423	440,423	0	4,002,609	4,002,609
03.020 Employees' Retirement/Insurance Benefits	0	223,275	223,275	0	1,408,612	1,408,612
03.030 Purchased Services	0	182,289	182,289	0	1,517,397	1,517,397
03.040 Supplies and Materials	0	10,086	10,086	0	154,949	154,949
03.050 Capital Outlay	0	0	0	0	1,618	1,618
03.060 Intergovernmental	0	0	0	0	0	0
04.010 Debt Service: All Principal (Historical)	0	0	0	0	0	0
04.020 Debt Service: Principal - Notes	0	0	0	0	0	0
04.030 Debt Service: Principal - State Loans	0	0	0	0	0	0
04.040 Debt Service: Principal - State Advancements	0	0	0	0	0	0
04.050 Debt Service: Principal - HB 264 Loans	0	0	0	0	0	0
04.055 Debt Service: Principal - Other	0	0	0	0	0	0
04.060 Debt Service: Interest and Fiscal Charges	0	0	0	0	0	0
04.300 Other Objects	0	7,591	7,591	0	119,780	119,780
04.500 Total Expenditures	0	863,664	863,664	0	7,204,965	7,204,965
<b>OTHER FINANCING USES</b>						
05.010 Operating Transfers - Out	0	0	0	0	0	0
05.020 Advances - Out	0	0	0	0	0	0
05.030 All Other Financing Uses	0	0	0	0	0	0
05.040 Total Other Financing Uses	0	0	0	0	0	0
05.050 Total Expenditure and Other Financing Uses	0	863,664	863,664	0	7,204,965	7,204,965
06.010 Excess Rev & Oth Financing Sources over(under) Exp &	0	242,309-	242,309-	0	1,271,958	1,271,958
07.010 Beginning Cash Balance	0	8,104,549	8,104,549	0	6,590,282	6,590,282
07.020 Ending Cash Balance	0	7,862,240	7,862,240	0	7,862,240	7,862,240
08.010 Outstanding Encumbrances	0	392,584	392,584	0	392,584	392,584

-- Options Summary --

Summary or Detail Report? (S,D) D  
Output file: FINSUMM.TXT  
Type: CSV  
Print options page? (Y,N) Y  
Generate FINDET report for comparison? (Y,N) Y  
Sort options: FS  
Include future encumbrance amounts? (Y,N) N  
Include accounts with zero amounts? (Y,N) N  
Include accounts which are no longer active? (Y,N,I) Y

BAT\_FINSUM executed by SE\_BMCKEE on node MVECA0:: at 1-MAY-2017 19:22:27.34



Date: 05/01/2017  
 Time: 7:22 pm

SOUTHEASTERN LOCAL SCHOOL  
 Financial Report by Fund/SCC

Fund #	Fund Description	FYTD Receipts	MTD Expenditures	FYTD Expenditures	Current Fund Balance	Current Encumbrances	Unencumbered Fund Balance	Bank Code
001 0000	CASH CONTROL - GENERAL FUND							
	6,487,444.73	621,354.54	8,476,925.62	863,662.79	7,204,964.24	7,759,406.11	392,583.91	7,366,822.20
001 9412	GENERAL SET ASIDE (5%)							
	102,837.52	0.00	0.00	0.00	0.00	102,837.52	0.00	102,837.52
003 0000	GENERAL INTEREST							
	1,075,699.60	3,570.64	64,665.51	0.00	579.00	1,139,786.11	0.00	1,139,786.11
003 9001	PERMANENT IMPROVEMENT VOTED							
	835,524.38-	0.00	240,953.30	462.08-	346,960.88	941,531.96-	176,572.97	1,118,104.93-
003 9003	AUDITORIUM RENOVATION							
	848.38	0.00	0.00	0.00	0.00	848.38	0.00	848.38
006 0000	LUNCHROOM CASH CONTROL							
	22,372.09-	23,135.46	199,118.91	14,530.78	493,073.03	316,326.21-	121,131.02	437,457.23- 1
006 9017	Children's Hunger Alliance							
	0.00	0.00	2,000.00	0.00	1,029.00	971.00	583.83	387.17
018 9081	PRINCIPAL'S SUPPORT - MIAMI VIEW							
	1,970.75	0.00	0.00	0.00	75.00	1,895.75	0.00	1,895.75 1
018 9082	PRINCIPAL'S SUPPORT - HIGH SCHOOL							
	4,302.25-	0.00	1,561.00	0.00	10,493.78	13,235.03-	1,353.49	14,588.52- 1
018 9281	MIDDLE SCHOOL PRINCIPAL'S SUPPORT							
	2,331.50	527.17	13,459.27	0.00	10,321.29	5,469.48	3,034.72	2,434.76
019 9091	MIAMI VIEW WORKROOM/LOUNGE							
	136.84	0.00	367.73	0.00	147.15	357.42	0.00	357.42 1
019 9092	TEACHER'S LOUNGE - HIGH SCHOOL							
	537.01	109.48	184.65	0.00	286.42	435.24	3.98	431.26
022 9012	Wellness Incentive							
	7,993.85	0.00	977.00	0.00	0.00	8,970.85	0.00	8,970.85
022 9013	Julia Salyers Memorial Fund							
	365.00	0.00	0.00	0.00	0.00	365.00	0.00	365.00
022 9014	Jerry South Memorial Fund							
	397.84	0.00	0.00	0.00	0.00	397.84	0.00	397.84
022 9081	PRINCIPAL'S FUND/STAFF RECOGNITION							
	405.49-	0.00	0.00	0.00	1,016.79	1,422.28-	66.96	1,489.24-

Date: 05/01/2017  
 Time: 7:22 pm

SOUTHEASTERN LOCAL SCHOOL  
 Financial Report by Fund/SCC

Fund #	Fund Description	FYTD Receipts	MTD Expenditures	FYTD Expenditures	Current Fund Balance	Current Encumbrances	Unencumbered Fund Balance	Bank Code		
022 9082	PRINCIPAL'S FUND/STAFF RECOGNITION	1,600.17	370.79	605.74	0.00	545.69	1,660.22	445.00	1,215.22	
022 9208	2008 Section 125	0.00	0.00	174.65	0.00	167.50	7.15	0.00	7.15	
022 9281	PRINCIPAL'S FUND/STAFF RECOGNITION	3,806.92-	0.00	37.32	0.00	766.00	4,535.60-	412.56	4,948.16-	
027 0000	BWC Distribution Account	50,418.68	3,739.49	34,581.49	2,812.16	26,394.86	58,605.31	4,218.24	54,387.07	
200 9000	Washington DC Trip	0.00	0.00	19,910.00	7,994.00	19,844.00	66.00	0.00	66.00	
200 9013	Class of 2013	816.46	0.00	0.00	0.00	0.00	816.46	0.00	816.46	
200 9014	Class of 2014	250.00	0.00	0.00	0.00	0.00	250.00	0.00	250.00	
200 9015	Class of 2015	187.01	0.00	0.00	0.00	0.00	187.01	0.00	187.01	
200 9016	Class of 2016	693.57	0.00	0.00	0.00	311.60	381.97	0.00	381.97	
200 9017	Class of 2017	1,935.53	0.00	0.00	210.01	440.12	1,495.41	150.53	1,344.88	
200 9018	Class of 2018	2,565.53	440.00	6,368.00	426.00	6,707.41	2,226.12	600.00	1,626.12	
200 9019	Class of 2019	805.83-	8.00	113.00	0.00	0.00	692.83-	0.00	692.83-	
200 9020	Class of 2020	366.87	0.00	95.00	0.00	0.00	461.87	0.00	461.87	
200 9201	FUTURE FARMERS OF AMERICA	3,456.11	1,325.00	18,168.00	2,329.94	16,812.72	4,811.39	4,433.48	377.91	
200 9202	FAMILIES CAREERS & COMMUNITY LEADERS OF AMERI	3,423.51	706.30	6,504.90	1,288.21	6,095.73	3,832.68	1,511.55	2,321.13	1
200 9203	FUTURE EDUCATORS OF AMERICA	119.74	0.00	0.00	0.00	0.00	119.74	0.00	119.74	

Date: 05/01/2017  
 Time: 7:22 pm

SOUTHEASTERN LOCAL SCHOOL  
 Financial Report by Fund/SCC

Fund #	Fund Description	FYTD Receipts	MTD Expenditures	FYTD Expenditures	Current Fund Balance	Current Encumbrances	Unencumbered Fund Balance	Bank Code
200 9205	NATIONAL HONOR SOCIETY 824.44	0.00	375.00	0.00	619.00	580.44	195.00	385.44 1
200 9207	ACHIEVEMENT THRU TEAMWORK 882.26	0.00	0.00	0.00	214.25	668.01	0.00	668.01
200 9208	Spanish Club 0.00	0.00	245.00	19.98	19.98	225.02	0.00	225.02
200 9210	SPIRIT CLUB 1,098.55	0.00	1,834.25	300.00	1,424.38	1,508.42	0.00	1,508.42
200 9215	LAND LAB 264.28	0.00	0.00	0.00	0.00	264.28	0.00	264.28
200 9216	MIAMI VIEW MIDDLE SCHOOL STUDENT COUNCIL 7,041.97	1,831.00	3,480.55	365.65	2,031.59	8,490.93	2,194.35	6,296.58 1
200 9217	Jr. High Student Council 4,311.17	40.00	987.00	0.00	0.00	5,298.17	0.00	5,298.17
200 9222	S.A.D.D. CASH 206.74	0.00	0.00	0.00	0.00	206.74	0.00	206.74
200 9225	H2O HELP TO OTHERS 1,060.87	0.00	0.00	0.00	0.00	1,060.87	0.00	1,060.87
200 9226	Art Club 1,619.89	235.00	235.00	0.00	0.00	1,854.89	100.00	1,754.89
300 0000	STUDENT PARTICIPATION FEES 0.00	0.00	0.00	0.00	419.82	419.82-	0.00	419.82-
300 9302	BAND 4,263.48	0.00	5,529.00	0.00	0.00	9,792.48	0.00	9,792.48
300 9303	CHEERLEADERS - HI SCHOOL 804.38	0.00	14,343.76	636.00	14,920.87	227.27	50.00	177.27
300 9304	CHOIR - HI SCHOOL 730.43	0.00	0.00	0.00	0.00	730.43	0.00	730.43
300 9305	DRAMA - HI SCHOOL 7,748.85	100.00	7,251.00	1,578.98	4,966.77	10,033.08	1,457.26	8,575.82
300 9306	Bowling Club 1,171.77-	0.00	1,999.00	0.00	3,735.76	2,908.53-	101.62	3,010.15-

Date: 05/01/2017  
 Time: 7:22 pm

SOUTHEASTERN LOCAL SCHOOL  
 Financial Report by Fund/SCC

Fund #	Fund Description	FYTD Receipts	MTD Expenditures	FYTD Expenditures	Current Fund Balance	Current Encumbrances	Unencumbered Fund Balance	Bank Code
300 9308	TROJAN TIMES 1.66	0.00	0.00	0.00	1.66	0.00	1.66	
300 9309	YEARBOOK 1,438.10-	685.00	2,805.00	6,438.01	5,871.11-	0.00	5,871.11-	
300 9312	Wrestling Club 1,130.73	0.00	1,879.81	4,757.07	278.66	885.00	606.34-	
300 9313	CHEERLEADERS - MIAMI VIEW 64.29	0.00	0.00	2,558.20	1,470.91-	0.00	1,470.91-	
300 9320	ATHLETICS - HI SCHOOL 20,372.96	2,787.00	16,724.65	81,289.30	24,193.45	17,711.44	6,482.01	1
300 9330	ATHLETICS MIAMI VIEW 6,120.74	332.00	3,353.91	22,189.07	521.28-	4,808.92	5,330.20-	1
450 9407	SCHOOLNET 0.01	0.00	0.00	0.00	0.01	0.00	0.01	
451 9017	DATA COMM 0.00	0.00	0.00	2,700.00	2,700.00	0.00	2,700.00	
459 9903	OHIO READS GRANT 300.00	0.00	0.00	0.00	300.00	0.00	300.00	
459 9905	OHIO READS 2,000.00	0.00	0.00	0.00	2,000.00	0.00	2,000.00	
461 9017	VOC ED ENHANCEMENTS 0.00	0.00	243.10-	4,195.80	419.58-	0.00	419.58-	
499 9014	Early Literacy Grant 7,805.06	0.00	0.00	0.00	7,805.06	0.00	7,805.06	
499 9016	FY16 Parent Mentor Grant 0.00	0.00	0.00	0.00	2,400.00	0.00	2,400.00	
499 9017	Parent Mentor Services 0.00	3,800.00	2,800.00	18,400.00	3,400.00-	6,600.00	10,000.00-	
499 9107	Project Lead the Way 0.45	0.00	0.00	0.00	0.45	0.00	0.45	
499 9900	BUILDING INCENTIVE 128.59	0.00	0.00	0.00	128.59	0.00	128.59	

Date: 05/01/2017  
 Time: 7:22 pm

SOUTHEASTERN LOCAL SCHOOL  
 Financial Report by Fund/SCC

Fund #	Fund Description	FYTD Receipts	MTD Expenditures	FYTD Expenditures	Current Fund Balance	Current Encumbrances	Unencumbered Fund Balance	Bank Code
516 9602	TITLE IV-B 2002 0.56	0.00	0.00	0.00	0.56	0.00	0.56	
516 9616	IDEA PART B 3,854.85	0.00	10,973.34	0.00	14,828.19	0.00	0.00	
516 9617	IDEA PART B 0.00	24,581.79	98,213.36	13,676.28	98,063.73	149.63	0.00	149.63
572 9216	TITLE I 9,697.75	0.00	19,222.80	0.00	28,920.55	0.00	0.00	0.00
572 9217	TITLE I 0.00	31,214.76	125,332.14	16,475.65	125,109.60	222.54	1,178.86	956.32-
573 9302	TITLE VI-INNOVATIVE 1.00	0.00	0.00	0.00	0.00	1.00	0.00	1.00
590 9017	IMPROVING TCHR QUALITY 0.00	0.00	18,978.71	3,596.36-	21,087.46	2,108.75-	0.00	2,108.75-
GRAND TOTALS:								
	6,958,905.33	720,893.42	9,529,937.06	949,568.26	8,605,921.61	7,882,920.78	742,384.69	7,140,536.09

-- Options Summary --

Output file: CHEKPY.TXT  
Print options page? (Y,N) Y  
Sort options: C  
Check types to select. (D,I,M,P,R,T,W): W,P,R,M  
Print vendor from PO or check. (P,C): P  
Date Selection From: 04/01/2017  
To: 04/30/2017  
Summary or Detail report? (S,D) S  
Single or Double space summary report? (S,D) S  
Include or Exclude the following vendors?(I,E) I

BAT\_CHEKPY executed by SE\_BMCKEE on node MVECA0:: at 1-MAY-2017 19:27:25.54

Date: 05/01/2017  
 Time: 7:27 pm

SOUTHEASTERN LOCAL SCHOOL  
 SORT BY CHECK NUMBER  
 CHECK DATES BETWEEN 04/01/2017 AND 04/30/2017  
 WARRANT, REFUND, MEMO, PAYROLL CHECKS

Page: 1  
 (CHEKPY)

CHECK	TYPE	DATE	VENDOR	VENDOR	STATUS/DATE	BANK CODE	CHECK AMOUNT
094350	W	04/05/2017	AMERITECH	010200	RECONCILED:04/30/2017		616.41
094351	W	04/05/2017	BSN Sports	034171	RECONCILED:04/30/2017	1	1,543.70
094352	W	04/05/2017	Burleson Law Offices, LLC	033353	RECONCILED:04/30/2017		2,900.50
094353	W	04/05/2017	CLARK COUNTY EDUCATIONAL SERVICE CENTER	002300	RECONCILED:04/30/2017		150.00
094354	W	04/05/2017	CLASSROOM DIRECT	031777	RECONCILED:04/30/2017		105.36
094355	W	04/05/2017	DAYTON POWER AND LIGHT COMPANY	032183	RECONCILED:04/30/2017		5,306.09
094356	W	04/05/2017	DAYTON RELIABLE AIR FILTER SERVICE, INC	010976	RECONCILED:04/30/2017		197.30
094357	W	04/05/2017	Farmers Equipment Inc	032925	RECONCILED:04/30/2017		40.15
094358	W	04/05/2017	FCCLA, Inc.	034464		1	120.00
094359	W	04/05/2017	Furlow's Consulting LLC	034907	RECONCILED:04/09/2017		1,861.16
094360	W	04/05/2017	Gem City Tire	033016	RECONCILED:04/30/2017		2,930.87
094361	W	04/05/2017	Great Lakes Biomedical LTD	034176	RECONCILED:04/30/2017		289.00
094362	W	04/05/2017	H. W. MANN & SONS	007650	RECONCILED:04/30/2017		292.00
094363	W	04/05/2017	In A Pinch	034671	RECONCILED:04/30/2017	1	465.00
094364	W	04/05/2017	JOSTENS, INC.	006520	RECONCILED:04/30/2017		210.01
094365	W	04/05/2017	MADISON/CHAMPAIGN ESC Attn: Scott Howell	002124	RECONCILED:04/30/2017		60.00
094366	W	04/05/2017	Nancy Holt	034684	RECONCILED:04/30/2017		1,000.00
094367	W	04/05/2017	SHOEMAKER'S GROCERY	011900	RECONCILED:04/30/2017		21.77
094368	W	04/05/2017	SHOEMAKER'S HOME CENTER	011950	RECONCILED:04/30/2017		258.61
094369	W	04/05/2017	STANTON SHEET MUSIC	012750	RECONCILED:04/30/2017		90.90
094370	W	04/05/2017	STARR TROPHY AND AWARDS	002199	RECONCILED:04/30/2017		85.00
094371	W	04/05/2017	Sunrise Co-Op	032513	RECONCILED:04/30/2017	1	746.20
094372	W	04/05/2017	WALSWORTH PUBLISHING CO	030081	RECONCILED:04/30/2017		2,805.00
094373	W	04/11/2017	FCCLA, Inc.	034464		1	38.00
094374	W	04/12/2017	Stoller Fundraising	035047		1	1,105.40
094375	W	04/13/2017	AQUA-FALLS GLACIER MOUNTAIN	030172	RECONCILED:04/30/2017		3.90
094376	W	04/13/2017	Barbarian Apparel	034947			1,680.00
094377	W	04/13/2017	Brad Zerkle	034744	RECONCILED:04/30/2017	1	60.00
094378	W	04/13/2017	Brian Koopman	034093	RECONCILED:04/30/2017	1	60.00
094379	W	04/13/2017	Bruce Cline	033911	RECONCILED:04/30/2017	1	60.00
094380	W	04/13/2017	Centurylink Business Services	031172			6.49
094381	W	04/13/2017	Charles Smiddy	032681	RECONCILED:04/30/2017	1	60.00
094382	W	04/13/2017	Christoper Daley	034796	RECONCILED:04/30/2017	1	60.00
094383	W	04/13/2017	Clayton Weaver	033910	RECONCILED:04/30/2017	1	60.00
094384	W	04/13/2017	COUNTRY MINI MART	030851	RECONCILED:04/30/2017		331.00
094385	W	04/13/2017	Dan Phelan	033561	RECONCILED:04/30/2017	1	60.00
094386	W	04/13/2017	DARRICK RIGGS	032170	RECONCILED:04/30/2017		138.03
094387	W	04/13/2017	Dave Dalton	034733	RECONCILED:04/30/2017	1	60.00
094388	W	04/13/2017	David Marenberg	034276		1	60.00
094389	W	04/13/2017	David Pfister	030343		1	60.00
094390	W	04/13/2017	Fan Cloth Products LLC	034253	RECONCILED:04/30/2017	1	2,441.00
094391	W	04/13/2017	Farmers Equipment Inc	032925	RECONCILED:04/30/2017		381.32
094392	W	04/13/2017	Gene Hill	034596	RECONCILED:04/30/2017	1	30.00
094393	W	04/13/2017	Genuine Parts Co. DBA NAPA AUTO PARTS	012600	RECONCILED:04/30/2017		120.98
094394	W	04/13/2017	George Mackenzie	035042	RECONCILED:04/30/2017	1	120.00
094395	W	04/13/2017	Guardian	033892	RECONCILED:04/30/2017		143.70
094396	W	04/13/2017	In A Pinch	034671	RECONCILED:04/30/2017	1	2,175.00

SOUTHEASTERN LOCAL SCHOOL  
 SORT BY CHECK NUMBER  
 CHECK DATES BETWEEN 04/01/2017 AND 04/30/2017  
 WARRANT, REFUND, MEMO, PAYROLL CHECKS

CHECK	TYPE	DATE	VENDOR	VENDOR	STATUS/DATE	BANK CODE	CHECK AMOUNT
094397	W	04/13/2017	James Grandey	034443	RECONCILED:04/30/2017	1	120.00
094398	W	04/13/2017	Jay Mitchell	034530	RECONCILED:04/30/2017		169.81
094399	W	04/13/2017	Jeffrey Hall	034729	RECONCILED:04/30/2017	1	60.00
094400	W	04/13/2017	Jim Rayburn	032774	RECONCILED:04/30/2017	1	60.00
094401	W	04/13/2017	Keith Wheatcraft	033581		1	145.00
094402	W	04/13/2017	Leah Ruby	034882		1	50.00
094403	W	04/13/2017	LEE'S FAMOUS RECIPE CHICKEN co/Kim Griffith	007559	RECONCILED:04/30/2017		831.73
094404	W	04/13/2017	LOWE'S LUMBER	007430	RECONCILED:04/30/2017		123.20
094405	W	04/13/2017	Marcus Lykins	034881	RECONCILED:04/30/2017	1	60.00
094406	W	04/13/2017	Mark Mehl	035041	RECONCILED:04/30/2017	1	30.00
094407	W	04/13/2017	Mike Mavromatis	035043	RECONCILED:04/30/2017	1	60.00
094408	W	04/13/2017	MILLER'S TEXTILE SERVICES	012700	RECONCILED:04/30/2017		101.74
094409	W	04/13/2017	NATIONAL FFA ORGANIZATION	008762	RECONCILED:04/30/2017		764.21
094410	W	04/13/2017	OHSAA Attn: WR WGT MGT	034708	RECONCILED:04/30/2017		30.00
094411	W	04/13/2017	Pamela Schultz	032773		1	60.00
094412	W	04/13/2017	PEPSI COLA CO.	010375	RECONCILED:04/30/2017	1	908.48
094413	W	04/13/2017	RON BROWN	001705	RECONCILED:04/30/2017	1	110.00
094414	W	04/13/2017	Sam Spano	033925	RECONCILED:04/30/2017	1	60.00
094415	W	04/13/2017	School Health Corporation	034123	RECONCILED:04/30/2017	1	129.96
094416	W	04/13/2017	SDE REGISTRATIONS	030400	RECONCILED:04/30/2017		777.00
094417	W	04/13/2017	SHOEMAKER'S HOME CENTER	011950	RECONCILED:04/30/2017		27.14
094418	W	04/13/2017	STANTON SHEET MUSIC	012750	RECONCILED:04/30/2017		107.23
094419	W	04/13/2017	Time Warner Cable-SWO Division	035001	RECONCILED:04/30/2017		3.40
094420	W	04/13/2017	TUFFY BROOKS SPTG GOODS	013170	RECONCILED:04/30/2017	1	683.75
094421	W	04/13/2017	VECTREN ENERGY DELIVERY	003350	RECONCILED:04/30/2017		787.86
094422	W	04/13/2017	VILLAGE OF S. CHARLESTON	013400	RECONCILED:04/30/2017	1 (Multi-bank check)	1,798.70
094423	W	04/13/2017	Nancy Holt	034684	RECONCILED:04/30/2017		800.00
094424	W	04/21/2017	BioSource Landscaping Services	034438	RECONCILED:04/30/2017	1	350.00
094425	W	04/21/2017	BRAD MCKEE	032373			6.00
094426	W	04/21/2017	BROOKS LOEB	007407	RECONCILED:04/30/2017	1	60.00
094427	W	04/21/2017	BSN Sports	034171	RECONCILED:04/30/2017	1	240.75
094428	W	04/21/2017	Carr Supply Springfield	034750	RECONCILED:04/30/2017		1,223.14
094429	W	04/21/2017	CENTURY BUSINESS PRODUCTS	032029	RECONCILED:04/30/2017		293.55
094430	W	04/21/2017	Centurylink Business Services	031172			7.88
094431	W	04/21/2017	CLARK COUNTY EDUCATIONAL SERVICE CENTER	002300	RECONCILED:04/30/2017		77,736.18
094432	W	04/21/2017	DARRICK RIGGS	032170	RECONCILED:04/30/2017		95.23
094433	W	04/21/2017	Dave Dalton	034733		1	60.00
094434	W	04/21/2017	De Lage Landen	034335	RECONCILED:04/30/2017		1,688.00
094435	W	04/21/2017	Dianna Carey Grace Cakes	034742	RECONCILED:04/30/2017		150.00
094436	W	04/21/2017	Direct Energy Business Marketing, LLC	034790	RECONCILED:04/30/2017		1,551.93
094437	W	04/21/2017	Galen Harris	032683		1	60.00
094438	W	04/21/2017	Genuine Parts Co. DBA NAPA AUTO PARTS	012600	RECONCILED:04/30/2017		198.98
094439	W	04/21/2017	Great Lakes Biomedical LTD	034176	RECONCILED:04/30/2017		289.00
094440	W	04/21/2017	Rush Truck Centers Cincinnati Parts	033879	RECONCILED:04/30/2017		50.00



Date: 05/01/2017  
 Time: 7:27 pm

SOUTHEASTERN LOCAL SCHOOL  
 SORT BY CHECK NUMBER  
 CHECK DATES BETWEEN 04/01/2017 AND 04/30/2017  
 WARRANT, REFUND, MEMO, PAYROLL CHECKS

Page: 3  
 (CHEKPY)

CHECK	TYPE	DATE	VENDOR	VENDOR	STATUS/DATE	BANK CODE	CHECK AMOUNT
094441	W	04/21/2017	B2B Computer Products LLC DBA: ITSavvy	034144	RECONCILED:04/30/2017		220.00
094442	W	04/21/2017	James Smith	034855		1	60.00
094443	W	04/21/2017	Jeffrey Hall	034729		1	145.00
094444	W	04/21/2017	Jim Barrett	035049		1	60.00
094445	W	04/21/2017	Jim Rayburn	032774	RECONCILED:04/30/2017	1	85.00
094446	W	04/21/2017	JOEL MCCULLA	031457		1	60.00
094447	W	04/21/2017	KATHY MERCER	005620	RECONCILED:04/30/2017		300.00
094448	W	04/21/2017	Kelly Gootee	034238			144.03
094449	W	04/21/2017	KINCAIDS	006764	RECONCILED:04/30/2017		111.27
094450	W	04/21/2017	LaComedia Dinner Theater	034076	RECONCILED:04/30/2017		1,500.00
094451	W	04/21/2017	Leah Ruby	034882		1	100.00
094452	W	04/21/2017	MILLER'S TEXTILE SERVICES	012700	RECONCILED:04/30/2017		55.00
094453	W	04/21/2017	OHIO HERITAGE CONFERENCE Jim Murray, Commissioner	031858		1	521.04
094454	W	04/21/2017	OHSAA Attn: Comptroller, Mr. Todd B	032261		1	300.00
094455	W	04/21/2017	ROBERT COWLES	032330	RECONCILED:04/30/2017	1	60.00
094456	W	04/21/2017	ROBERT DOMER	031197	RECONCILED:04/30/2017	1	60.00
094457	W	04/21/2017	RON BROWN	001705	RECONCILED:04/30/2017	1	160.00
094458	W	04/21/2017	Sarah Cline	034697	RECONCILED:04/30/2017		32.41
094459	W	04/21/2017	SCHOOLPRIDE	032340	RECONCILED:04/30/2017	1	2,085.00
094460	W	04/21/2017	SHOEMAKER'S GROCERY	011900			27.38
094461	W	04/21/2017	Sunrise Co-Op	032513	RECONCILED:04/30/2017		426.30
094462	W	04/21/2017	TMT Apparel	034631	RECONCILED:04/30/2017	1	2,850.75
094463	W	04/21/2017	Tom Rettig	034759		1	125.00
094464	W	04/21/2017	TRANS ACCESSORIES CO INC	013049	RECONCILED:04/30/2017		339.48
094465	W	04/21/2017	WORTHINGTON DIRECT, INC	031542	RECONCILED:04/30/2017		301.97
094466	W	04/25/2017	THE KROGER CO.	007000		1	50.00
094467	W	04/28/2017	20TH CENTURY TOURS	031423			7,994.00
094468	W	04/28/2017	Al Able Pest Doctors	034985			259.00
094469	W	04/28/2017	ANGI Kaverman	003211	RECONCILED:04/30/2017		58.52
094470	W	04/28/2017	BOB ROACH	020109		1	60.00
094471	W	04/28/2017	Brad Zerkle	034744		1	60.00
094472	W	04/28/2017	CARDINAL BUS SALES & SERVICE	011859			393.36
094473	W	04/28/2017	CARRIE Henry	031811			359.52
094474	W	04/28/2017	CATHY HOLFINGER	030793	RECONCILED:04/30/2017		100.27
094475	W	04/28/2017	Christoper Daley	034796		1	85.00
094476	W	04/28/2017	Clark State Community College Attn:OFC of Early Col. Prog	033882			3,440.70
094477	W	04/28/2017	Dan Phelan	033561		1	60.00
094478	W	04/28/2017	David Roberts	033569		1	80.00
094479	W	04/28/2017	DAYTON POWER AND LIGHT COMPANY	032183			4,254.28
094480	W	04/28/2017	Donald Hammond	034066		1	60.00
094481	W	04/28/2017	Gabriel Winans	034899		1	60.00
094482	W	04/28/2017	Great Lakes Biomedical LTD	034176			323.00
094483	W	04/28/2017	Hilton Hotels & Resourts Hilton Columbus Easton	034408			374.00
094484	W	04/28/2017	In A Pinch	034671			925.00
094485	W	04/28/2017	B2B Computer Products LLC DBA: ITSavvy	034144			77.54

Date: 05/01/2017  
 Time: 7:27 pm

SOUTHEASTERN LOCAL SCHOOL  
 SORT BY CHECK NUMBER  
 CHECK DATES BETWEEN 04/01/2017 AND 04/30/2017  
 WARRANT, REFUND, MEMO, PAYROLL CHECKS

Page: 4  
 (CHEKPY)

CHECK	TYPE	DATE	VENDOR	VENDOR	STATUS/DATE	BANK CODE	CHECK AMOUNT
094486	W	04/28/2017	Jeff King Southeastern Community Club	035050		1	1,137.72
094487	W	04/28/2017	Jim Barrett	035049		1	60.00
094488	W	04/28/2017	Keith Billingsley	035053		1	85.00
094489	W	04/28/2017	Leah Ruby	034882		1	50.00
094490	W	04/28/2017	Lester Barnhart	033729		1	125.00
094491	W	04/28/2017	Michael Rivera	036469		1 (Multi-bank check)	178.72
094492	W	04/28/2017	MILLER'S TEXTILE SERVICES	012700			101.74
094493	W	04/28/2017	Nancy Holt	034684			1,000.00
094494	W	04/28/2017	QUILL OFFICE SUPPLIES	010750			197.72
094495	W	04/28/2017	RON BROWN	001705		1	125.00
094496	W	04/28/2017	Southern Computer Warehouse	034566			308.27
094497	W	04/28/2017	Time Warner Cable-SWO Division	035001			16.00
094498	W	04/28/2017	Todd Flora	033658		1	190.00
094499	W	04/28/2017	Treasurer of State Department of Admin Services	034981			60.00
094500	W	04/28/2017	Northridge Bowling Alley	035044		1	315.65
992573	C	04/05/2017	PAYROLL	900005	RECONCILED:04/30/2017	(Multi-bank check)	259,109.82
992574	M	04/11/2017	EPC-Self-Funded Medical Plan	900052		(Multi-bank check)	83,326.93
992575	M	04/11/2017	EPC Dental/Vision Benefit Plan Dental Plan	900053		(Multi-bank check)	4,738.19
992576	M	04/11/2017	EPC-Dental/Vision Benefit Plan Vision Plan	900054		(Multi-bank check)	1,267.65
992577	M	04/11/2017	Sun Life Assurance Company of Canada	900055		(Multi-bank check)	358.50
992578	M	04/05/2017	PAYROLL	900005		(Multi-bank check)	5,481.74
992579	M	04/05/2017	RETIREMENT SERS	900002			287.85
992580	M	04/05/2017	RETIREMENT STRS	900001			2,913.40
992581	C	04/20/2017	PAYROLL	900005	RECONCILED:04/30/2017	(Multi-bank check)	208,313.90
992582	M	04/20/2017	FOUNDATION	900014		(Multi-bank check)	144,291.70
992583	M	04/21/2017	EPC-Self-Funded Medical Plan	900052		(Multi-bank check)	81,796.51
992584	M	04/21/2017	EPC Dental/Vision Benefit Plan Dental Plan	900053		(Multi-bank check)	4,666.58
992585	M	04/21/2017	EPC-Dental/Vision Benefit Plan Vision Plan	900054		(Multi-bank check)	1,250.75
992586	M	04/21/2017	Sun Life Assurance Company of Canada	900055		(Multi-bank check)	355.50
992587	M	04/28/2017	AUDITOR & TREAS. FEES	900034			3,907.66
992588	M	04/03/2017	SECURITY NATIONAL BANK	900042			2,625.68
992589	M	04/30/2017	SECURITY NATIONAL BANK	900042			100.00
992590	M	04/20/2017	PAYROLL	900005		(Multi-bank check)	4,378.78
992591	M	04/20/2017	RETIREMENT SERS	900002			287.85
992592	M	04/20/2017	RETIREMENT STRS	900001			1,636.74
992593	M	04/13/2017	SECURITY NATIONAL BANK	900042			1,406.08
992594	M	04/30/2017	CORRECTING ENTRY	900038			0.00
992595	M	04/30/2017	CORRECTING ENTRY	900038			0.00
V VOIDED CHECKS			0	CHECK TOTALS	0.00		
R RECONCILED CHECKS			96	CHECK TOTALS	597,040.62		
W WARRANT CHECKS			151	CHECK TOTALS	157,484.34		
M MEMO CHECKS			21	CHECK TOTALS	345,078.09		

Date: 05/01/2017  
Time: 7:27 pm

SOUTHEASTERN LOCAL SCHOOL  
SORT BY CHECK NUMBER  
CHECK DATES BETWEEN 04/01/2017 AND 04/30/2017  
WARRANT, REFUND, MEMO, PAYROLL CHECKS

Page: 5  
(CHEKPY)

CHECK	TYPE	DATE	VENDOR	VENDOR	STATUS/DATE	BANK CODE	CHECK AMOUNT
B	REFUND CHECKS		0		CHECK TOTALS		0.00
I	INVESTMENT CHECKS		0		CHECK TOTALS		0.00
T	TRANSFER CHECKS		0		CHECK TOTALS		0.00
D	DISTRIBUTION CHECKS		0		CHECK TOTALS		0.00
C	PAYROLL CHECKS		2		CHECK TOTALS		467,423.72
	MISSING CHECKS		0				
**	TOTAL CHECKS (LESS VOIDED)		174	**	TOTAL NET		969,986.15
***	TOTAL CHECKS WRITTEN		174	***	GRAND TOTALS		969,986.15