

SOUTHEASTERN LOCAL SCHOOL DISTRICT

FINANCIAL REPORT

03/31/2020



Southeastern Local Schools
Clark County, Ohio

General Fund Financial History/Projection

3/31/2020

Percent of Fiscal Year Complete

75.00%

	2019-20 <u>Projection</u>	2019-20 <u>FYTD Actual</u>	<u>FYTD %</u>
REVENUE			
General Property (Real Estate)	\$2,574,755.00	\$2,603,166.00	101.10%
Tangible Personal Property	\$352,980.00	\$371,099.00	105.13%
Income Tax	\$1,113,016.00	\$826,331.00	74.24%
Unrestricted Grants-in-Aid	\$4,179,818.00	\$3,045,804.00	72.87%
Restricted Grants-in-Aid	\$52,092.00	\$38,161.00	73.26%
Restricted Grants-in-Aid - SFSF	\$0.00	\$0.00	#DIV/0!
Property Tax Allocation	\$364,827.00	\$469,104.00	128.58%
All Other Operating Revenue	\$898,900.00	\$691,685.00	76.95%
TOTAL	\$9,536,388.00	\$8,045,350.00	84.36%
EXPENDITURES			
Salaries & Wages	\$5,551,083.00	\$4,323,018.00	77.88%
Benefits	\$1,933,125.00	\$1,523,651.00	78.82%
Services	\$1,948,313.00	\$1,330,186.00	68.27%
Supplies	\$247,661.00	\$188,968.00	76.30%
Equipment	\$66,470.00	\$47,378.00	71.28%
Debt	\$0.00	\$0.00	#DIV/0!
Other	\$149,613.00	\$156,865.00	104.85%
TOTAL	\$9,896,265.00	\$7,570,066.00	76.49%
SURPLUS/(DEFICIT)	(\$359,877.00)	\$475,284.00	

**HISTORICAL COMPARISON BY OBJECT
SOUTHEASTERN LOCAL SCHOOLS**

	FY 17 7/16-03/17	FY 18 7/17-03/18	% of Change	FY 19 7/18-03/19	% of Change	FY 20 07/19-03/20	% of Change
REVENUE							
General Property (Real Estate)	\$2,494,873	\$2,601,370	4.27%	\$2,701,739	3.86%	\$2,603,166	-3.65%
Tangible Personal Property	232,706	246,631	5.98%	280,117	13.58%	371,099	32.48%
Income Tax	708,763	765,307	7.98%	814,226	6.39%	826,331	1.49%
Unrestricted Grants-in-Aid	3,040,049	3,115,404	2.48%	3,074,902	-1.30%	3,045,804	-0.95%
Restricted Grants-in-Aid	50,865	48,989	-3.69%	41,363	-15.57%	38,161	-7.74%
Restricted Grants-in-Aid - SFSF	0	0	-	-	-	0	-
Property Tax Allocation	367,868	195,931	-46.74%	90,700	-53.71%	469,104	417.20%
All Other Operating Revenue	525,599	696,247	32.47%	769,990	10.59%	691,685	-10.17%
TOTAL REVENUE	\$7,420,723	\$7,669,879	3.36%	\$7,773,037	1.34%	\$8,045,350	3.50%
EXPENDITURES							
Salaries & Wages	3,562,186	3,876,585	8.83%	4,161,506	7.35%	4,323,018	3.88%
Benefits	1,185,337	1,369,544	15.54%	1,430,795	4.47%	1,523,651	6.49%
Services	1,335,108	1,312,420	-1.70%	1,193,422	-9.07%	1,330,186	11.46%
Supplies	144,863	233,408	61.12%	203,192	-12.95%	188,968	-7.00%
Equipment	1,618	41,845	2486.22%	412,806	886.51%	47,378	-88.52%
Debt	0	0	-	-	-	0	-
Other	112,189	124,371	10.86%	138,526	11.38%	156,865	13.24%
TOTAL EXPENDITURES	\$6,341,301	\$6,958,173	9.73%	\$7,540,247	8.37%	\$7,570,066	0.40%
SURPLUS/DEFICIT	1,079,422	711,706	-34.07%	232,790	-67.29%	475,284	104.17%
OTHER SOURCES/USES							
Advances/Transfers In	291,995	388,797	33.15%	399,536	2.76%	49,616	-87.58%
Advances/Transfers Out	0	0	-	-	-	0	-
All Other Financing Sources	142,850	24,756	-82.67%	26,315	6.30%	28,951	10.02%
Debt Service	0	0	-	-	-	0	-
NET SOURCES/USES	434,845	413,553	-4.90%	425,851	2.97%	78,567	-81.55%
BEGINNING CASH	\$6,590,282	\$6,701,477	10.05%	\$6,792,753	1.69%	\$6,224,993	1.36%
ENDING CASH	\$8,104,549	\$7,826,770	11.79%	\$7,438,672	0.80%	\$6,778,844	1.39%
ENCUMBRANCES	495,928	\$638,397	56.24%	\$724,633	-57.27%	\$697,052	49.32%
UNENCUMBERED CASH	\$7,608,621	\$7,188,373	7.61%	\$6,726,761	8.73%	\$6,081,792	-1.19%
% of Salaries to Revenue	48.00%	50.54%		53.54%		53.73%	
% of Benefits to Revenue	15.97%	17.86%		18.41%		18.94%	
Total to Revenue	63.98%	68.40%		71.94%		72.67%	
Days of Operating Cash	329.96	284.10		247.12		195.23	

**MONTHLY BUDGET VARIANCE
SOUTHEASTERN LOCAL SCHOOLS**

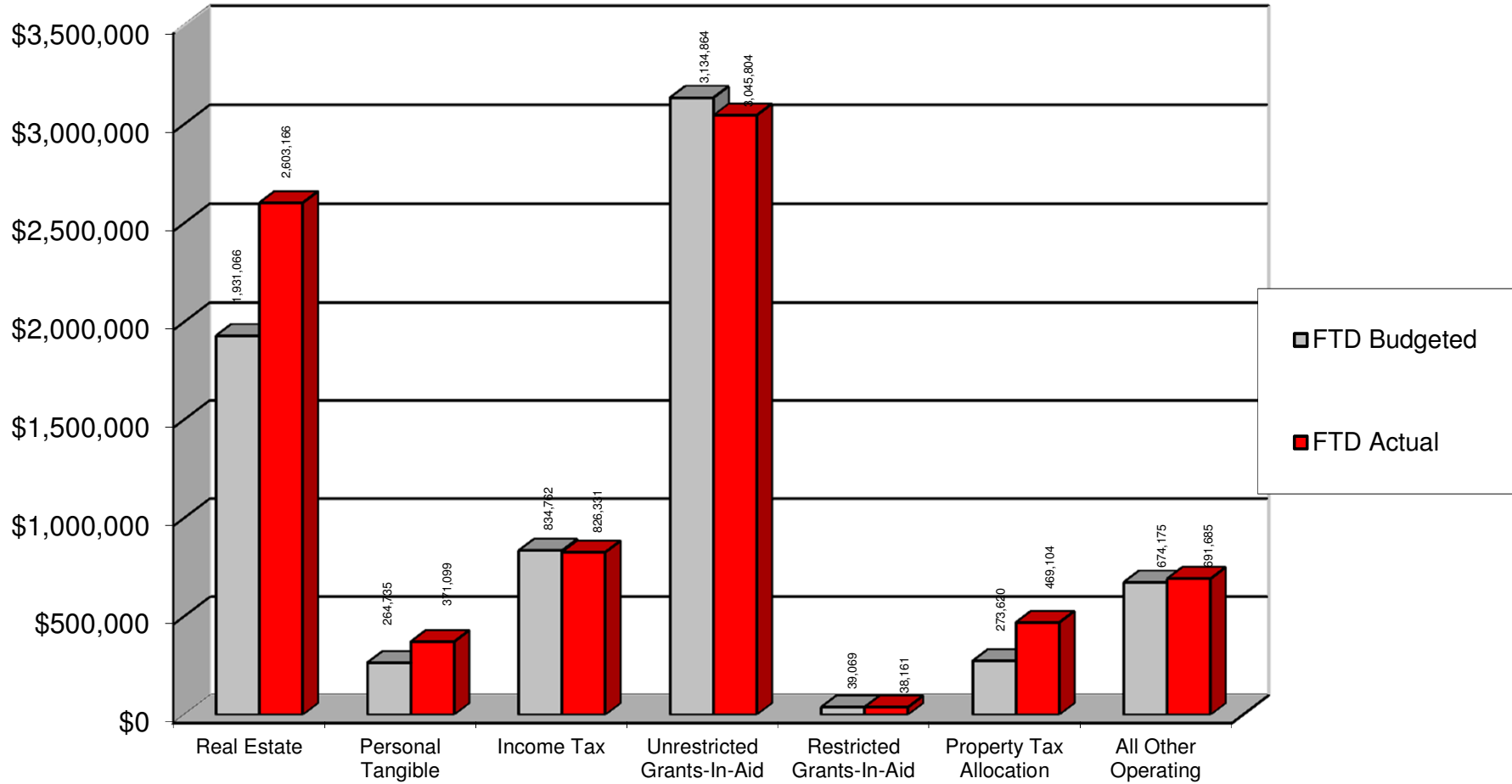
	FTD Budgeted	FTD Actual	Variance	Percentage Variance	MTD Budgeted	MTD Actual	Variance	Percentage Variance
REVENUE								
General Property (Real Estate)	\$1,931,066	\$2,603,166	\$672,100	34.80%	\$0	\$702,960	\$702,960	-
Tangible Personal Property	264,735	371,099	106,364	40.18%	\$29,415	218,355	188,940	642.33%
Income Tax	834,762	826,331	(8,431)	-1.01%	\$92,751	0	(92,751)	-100.00%
Unrestricted Grants-In-Aid	3,134,864	3,045,804	(89,060)	-2.84%	\$348,318	331,630	(16,688)	-4.79%
Restricted Grants-In-Aid	39,069	38,161	(908)	-2.32%	\$4,341	4,240	(101)	-2.33%
Restricted Grants-In-Aid - SFSF	0	0	0	-	\$0	0	0	-
Property Tax Allocation	273,620	469,104	195,484	71.44%	\$30,402	280,518	250,116	822.69%
All Other Operating Revenue	674,175	691,685	17,510	2.60%	74,908	99,130	24,222	32.34%
TOTAL REVENUE	\$7,152,291	\$8,045,350	\$893,059	12.49%	\$580,136	\$1,636,833	\$1,056,697	182.15%
EXPENDITURES								
Salaries & Wages	\$4,163,312	\$4,323,018	(\$159,706)	3.84%	\$462,590	\$509,737	(\$47,147)	10.19%
Benefits	\$1,449,844	\$1,523,651	(73,807)	5.09%	161,094	166,826	(5,732)	3.56%
Services	\$1,461,235	\$1,330,186	131,049	-8.97%	162,359	192,146	(\$29,787)	18.35%
Supplies	\$185,746	\$188,968	(3,222)	1.73%	20,638	4,187	16,451	-79.71%
Equipment	\$49,853	\$47,378	2,475	-4.96%	5,539	1,485	\$4,054	-73.19%
Debt	\$0	\$0	0	-	0	0	0	-
Other	\$112,210	\$156,865	(44,655)	39.80%	12,468	39,193	(26,725)	214.36%
TOTAL EXPENSES	\$7,422,199	\$7,570,066	(\$147,867)	1.99%	\$824,689	\$913,574	(\$88,885)	10.78%
SURPLUS/DEFICIT	(\$269,908)	\$475,284	\$745,192	-276.09%	(\$244,553)	\$723,259	\$967,812	-395.75%
OTHER USES/SOURCES								
Transfers/Advances In	49,616	49,616	0	0.00%	0	0	0	-
Transfers/Advances Out	0	0	0	-	0	0	0	-
All Other Financing Sources/(Uses)	0	28,951	28,951	-	664	0	\$664	-100.00%
NET SOURCES/USES	49,616	78,567	28,951	58.35%	664	0	664	-100.00%

Southeastern Local Schools
Explanation of Checks Over \$5,000

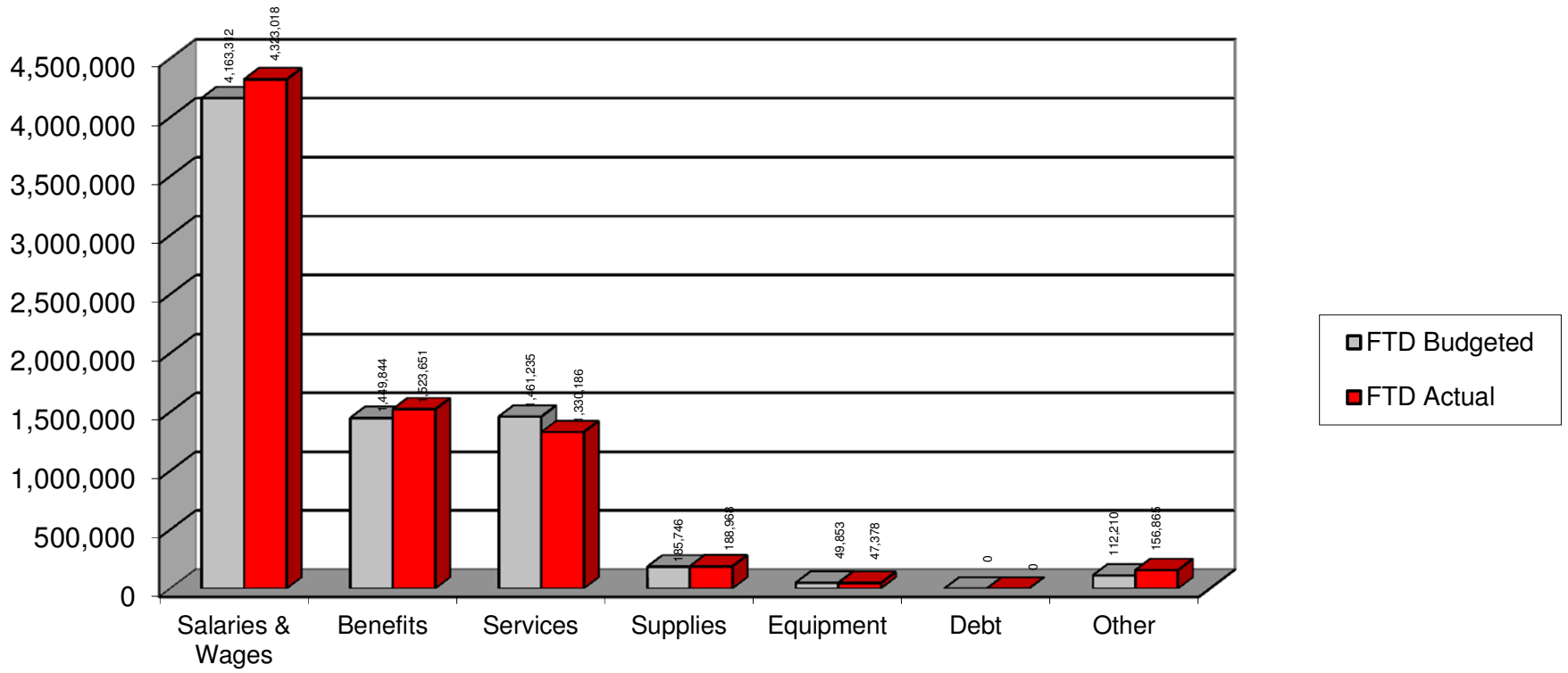
03/01/2020-03/31/2020

Check #	Vendor Name	Amount	Explanation
99482	MVECA	\$16,675.73	Tech Support-Chad Park
99483	NEVCO	\$5,769.93	Scoreboards for Multi-Purpose Building
99488	Clark County Educational Service Center	\$104,249.05	Related Services
99490	Kapp Construction Inc	\$164,454.10	Draw #9
99491	Walter Haverfield LLP	\$11,605.60	February and March Invoices
997149	Payroll	\$245,518.42	Payroll for March 5th
997457	Payroll	\$285,305.10	Payroll for March 20th
997458	Retirement STRS	\$55,224.00	Board share of certified staff retirement
997459	Retirement SERS	\$14,130.00	Board share of classified staff retirement
997460	Foundation	\$58,405.98	County Board, Community Schools, Open Enrollment, ect
997461	Retirement STRS	\$5,118.94	Board Share Pickup on Pickup
997463	Payroll	\$7,122.80	Board Portion of Medicare
997464	EPC-Self Funded Medical Plan	\$85,648.17	Board share of medical insurance
997469	Auditor Clark County	\$32,170.36	Real Estate Tax Collection Fees

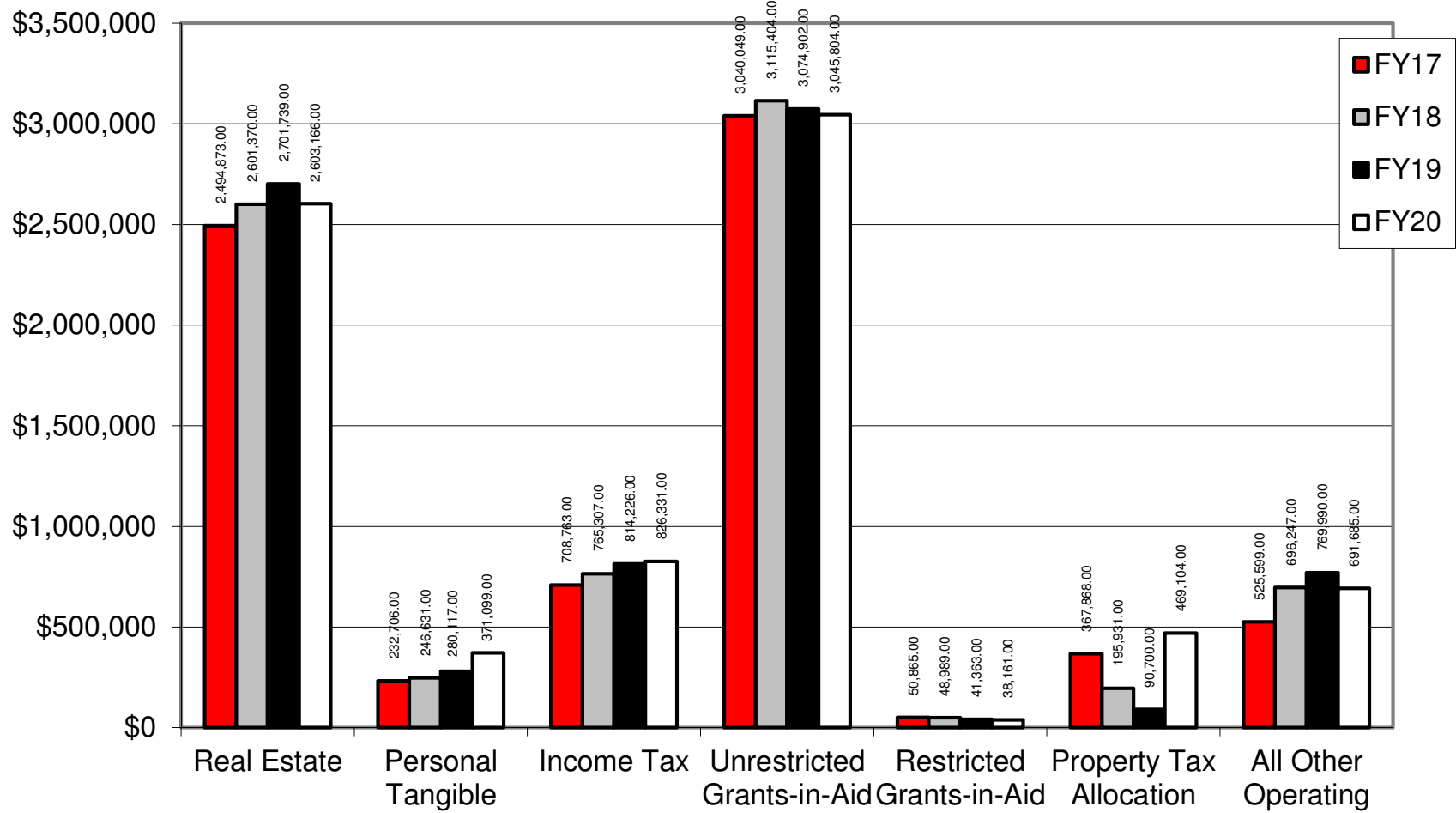
FTD BUDGETED vs. FTD ACTUAL



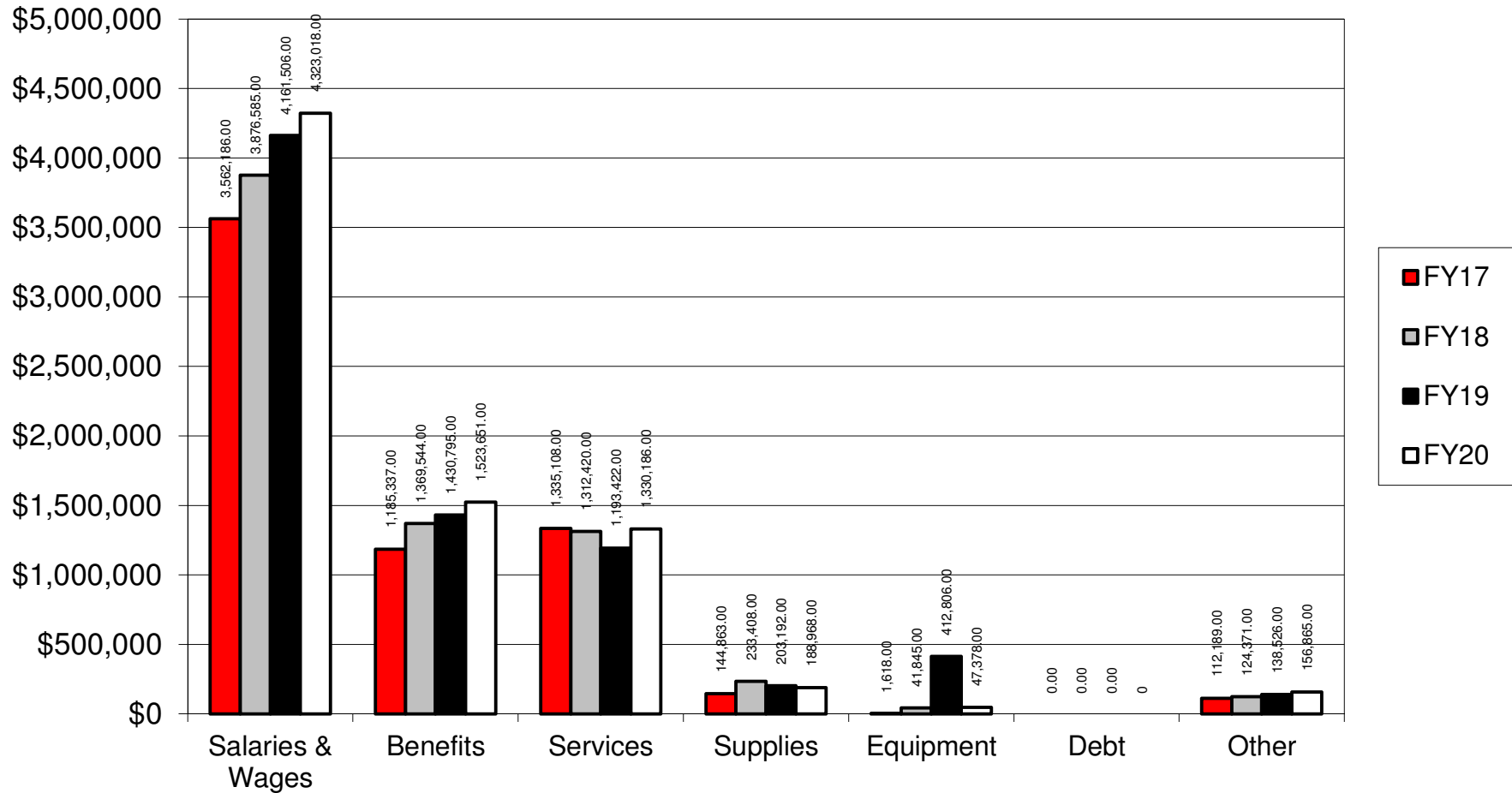
FTD BUDGETED vs. FTD ACTUAL



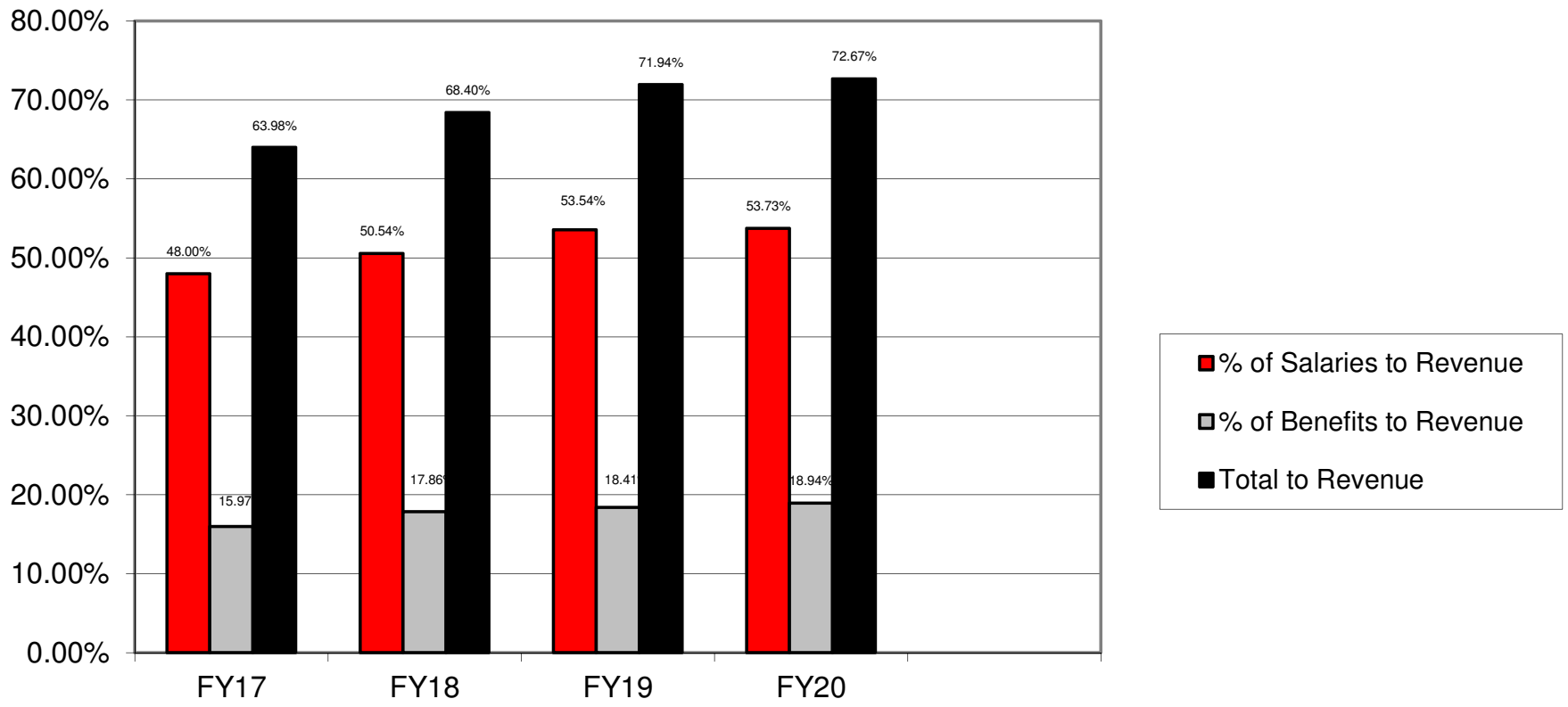
HISTORICAL REVENUE



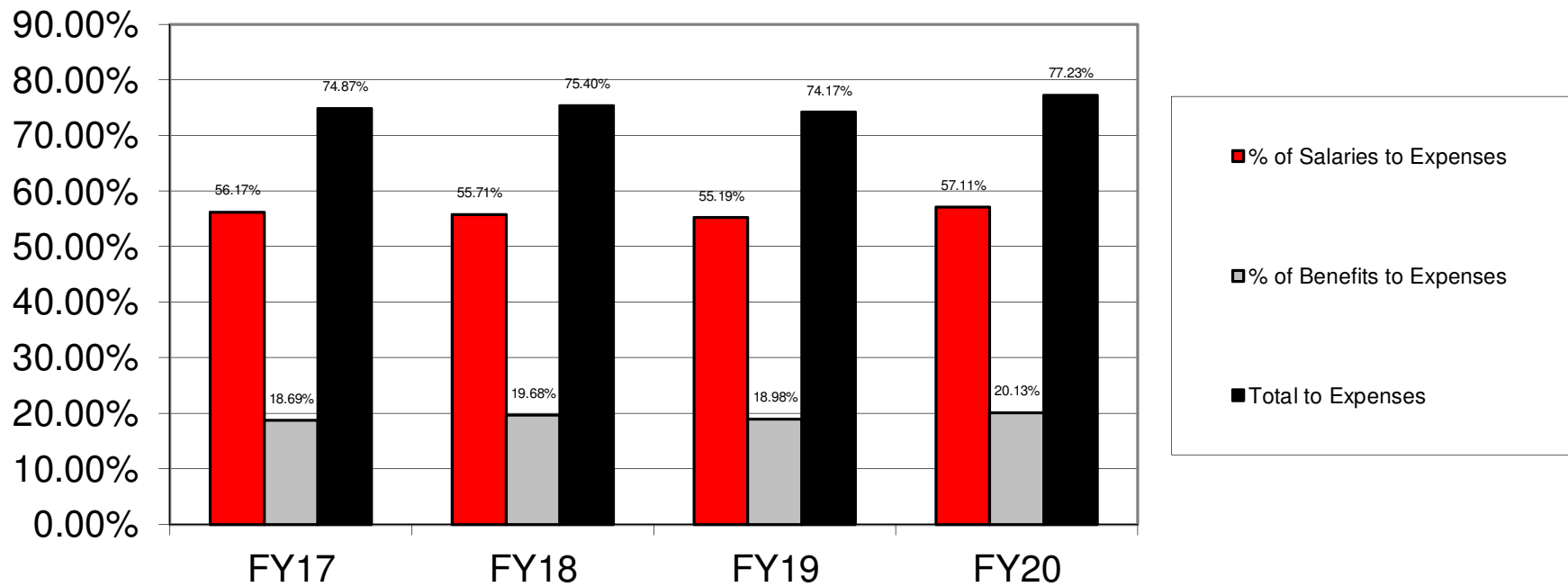
HISTORICAL EXPENDITURES



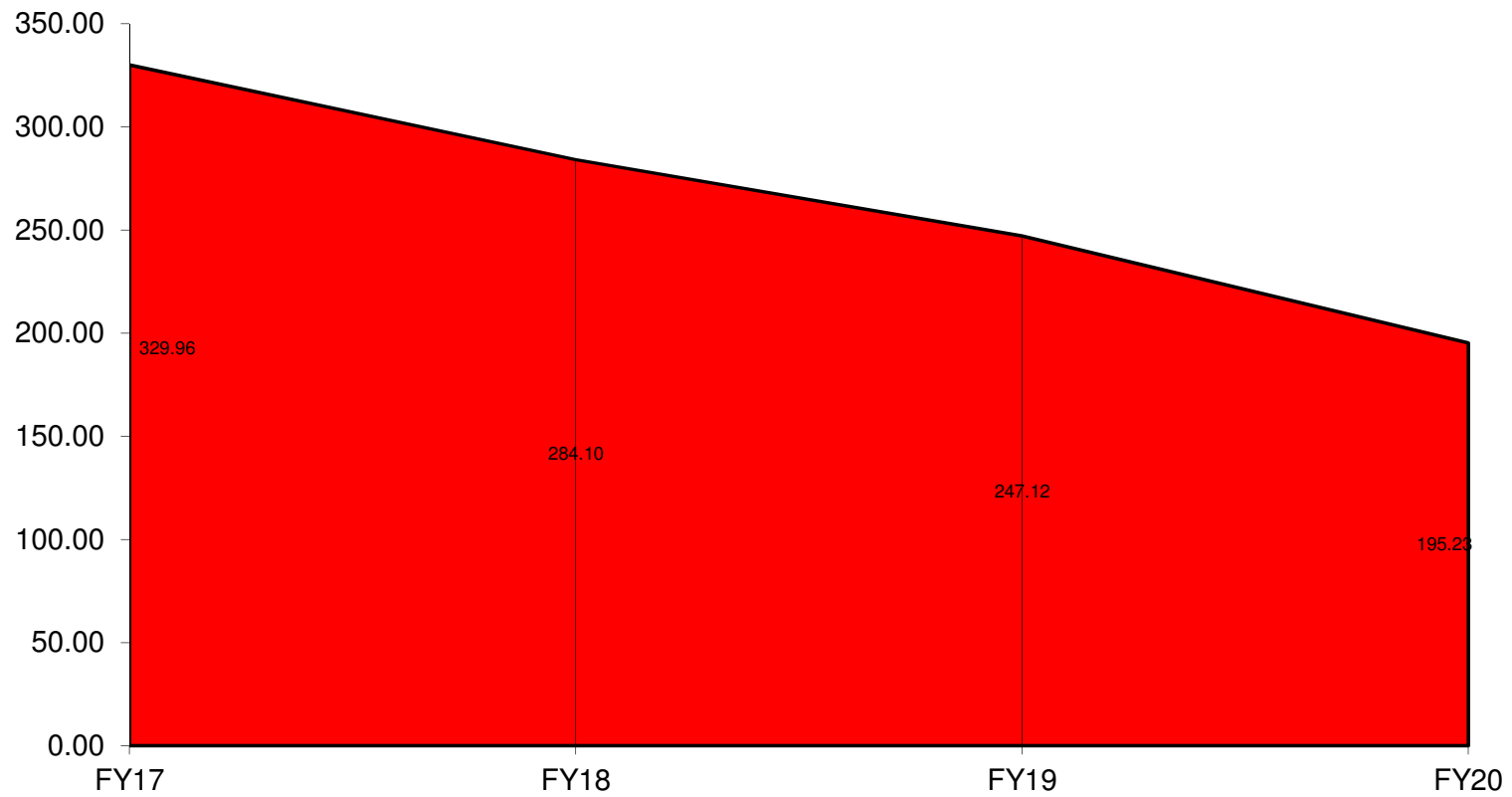
% OF SALARIES AND BENEFITS TO REVENUE



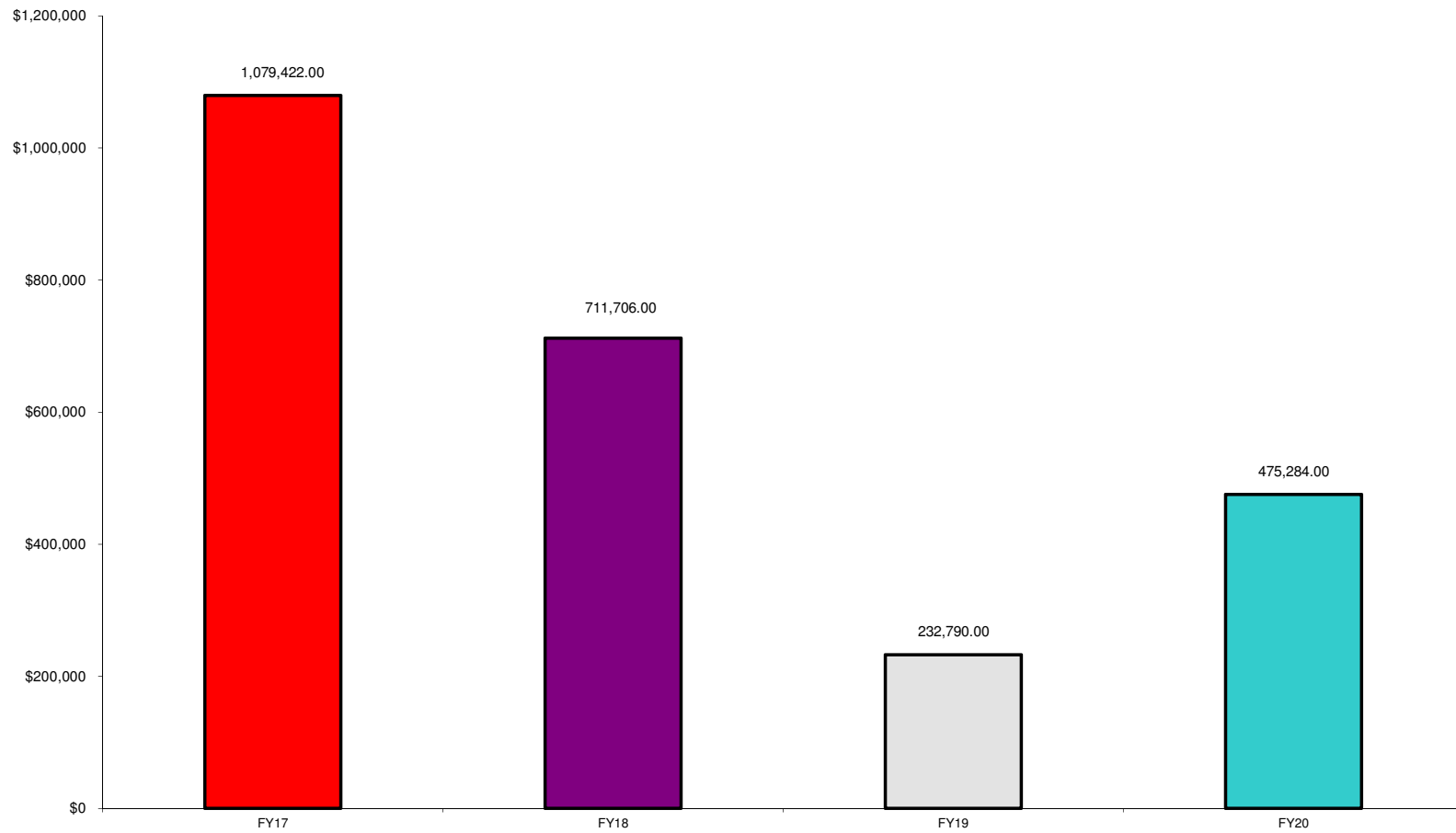
% OF SALARIES AND BENEFITS TO EXPENDITURES



Days of Operating Cash



SURPLUS/DEFICIT



SOUTHEASTERN LOCAL SCHOOLS
GENERAL ACCOUNT RECONCILIATION

03/31/20

Treasurer's Balance	\$	6,909,489.76
	\$	-
	\$	-
	\$	-
	\$	<u>6,909,489.76</u>

Bank Balance		
AP (0690)	\$	50,000.00
Payroll Interest	\$	1.93
ICS DDA (8151)	\$	447,507.35
Point of Sales (7538)	\$	62,740.85
Red Tree (US Bank 0998)	\$	5,366,455.36
ICS MMA (5475)	\$	<u>1,001,306.18</u>
	\$	6,928,011.67

Outstanding Checks	\$	<u>22,430.11</u>
	\$	<u>6,905,581.56</u>

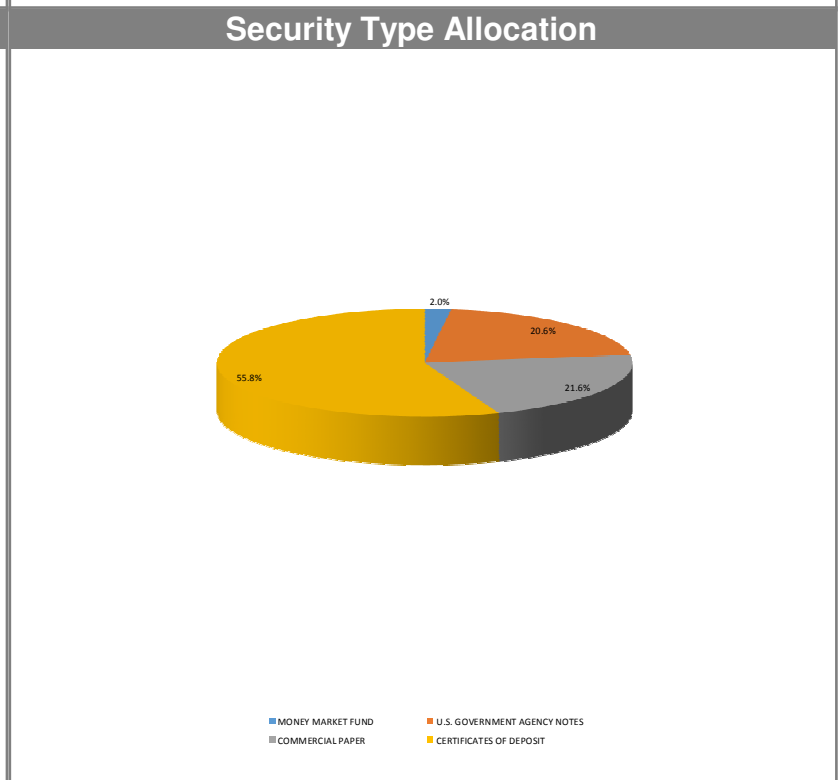
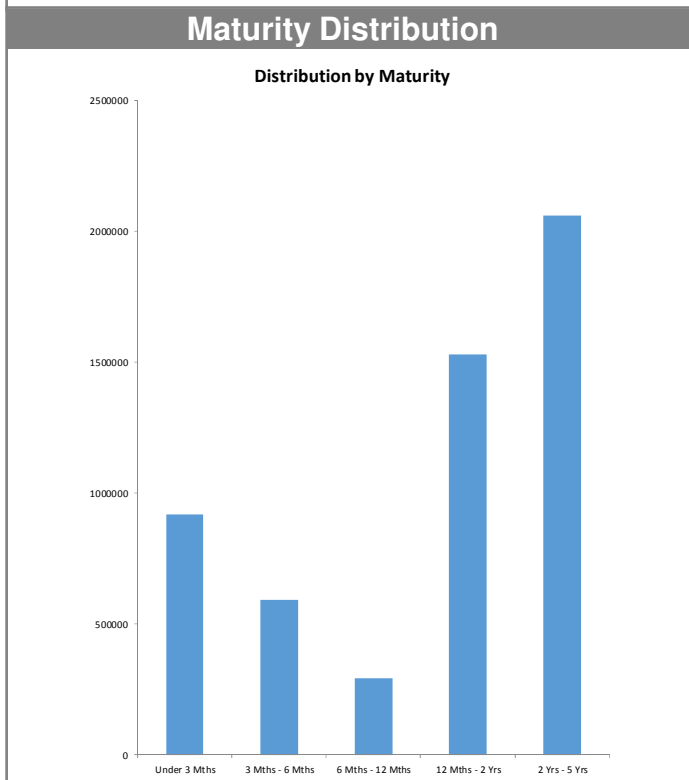
Movie	\$	425.00
Payroll Transfer	\$	3,483.20
	\$	-
	\$	-
	\$	-
	\$	-
	\$	-
	\$	-
	\$	3,908.20

Adjusted Bank Balance	\$	<u>6,909,489.76</u>
-----------------------	----	---------------------

Difference	\$	-		Bank (Short) or Over
------------	----	---	--	----------------------

Monthly Investment Summary
Southeastern Local Schools
US Bank Custodian Acct Ending x70998
 March 31, 2020

Monthly Cash Flow Activity		Market Value Summary				
From 02-29-20 through 03-31-20						
Beginning Book Value	5,358,644.64	Security Type	Market Value	Pct. Assets	Avg Yield at Cost	Wght Avg Mat
Contributions	0.00	Money Market Fund				
Withdrawals	0.00	MONEY MARKET FUND	111,024.31	2.0	0.28	0.00
Prior Month Management Fees	-685.68	Fixed Income				
Realized Gains/Losses	0.00	U.S. GOVERNMENT AGENCY NOTES	1,131,356.19	20.6	1.52	0.87
Gross Interest Earnings	8,496.40	Accrued Interest	3,516.08	0.1		
Ending Book Value	5,366,455.36	Commercial Paper				
		COMMERCIAL PAPER	1,182,692.50	21.5	2.02	0.15
		Certificate of Deposit				
		CERTIFICATES OF DEPOSIT	3,059,766.61	55.6	2.67	2.88
		Accrued Interest	12,778.39	0.2		
		TOTAL PORTFOLIO	5,501,134.09	100.0	2.25	1.82


Disclosures:

RedTree's internal accounting system is used as the source of the market value of this account. Although obtained from a source believed to be reliable, we cannot guarantee its accuracy. You should review all account statements provided by the custodian and compare with the statements provided by RedTree.

Portfolio Holdings Report
Southeastern Local Schools
US Bank Custodian Acct Ending x70998
 March 31, 2020

Quantity	Cusip	Security Description	Moody's	S&P	Cost Basis	Market Value	Yield at Cost	Wtd Maturity	Purchase Date
U.S. GOVERNMENT AGENCY NOTES									
325,000	3136G3J71	Federal Natl Mtg Assoc 1.420% Due 07-27-20	Aaa	AA+	325,000.00	325,335.00	1.42	0.32	07-27-16
290,000	3135G0Q97	Federal Natl Mtg Assoc 1.500% Due 10-28-20	Aaa	AA+	290,000.00	290,092.41	1.50	0.57	10-28-16
515,000	3136G34Y8	Federal Natl Mtg Assoc 1.600% Due 08-24-21	Aaa	AA+	515,000.00	515,928.79	1.60	1.38	08-30-16
	Accrued Interest					3,516.08			
					1,130,000.00	1,134,872.28	1.52	0.87	
CERTIFICATES OF DEPOSIT									
246,000	17312Q2P3	Citibank NA, SD 2.900% Due 02-07-22			245,754.00	253,037.08	2.94	1.80	02-07-19
246,000	87270LBT9	TIAA FSB, FL 2.850% Due 02-22-22			245,754.00	252,944.33	2.89	1.84	02-22-19
246,000	02007GJD6	Ally Bank, UT 2.700% Due 03-21-22			245,877.00	252,490.22	2.71	1.92	03-26-19
246,000	7954502A2	Sallie Mae Bank, UT 2.750% Due 03-21-22			245,569.50	252,730.07	2.81	1.92	03-21-19
246,000	33847E2J5	Flagstar Bank FSB, MI 2.500% Due 06-13-22			245,926.20	252,014.95	2.51	2.13	06-12-19
249,000	949763YK6	Wells Fargo Bank, SD 2.850% Due 03-13-23			248,564.25	259,106.41	2.91	2.81	03-13-19
246,000	61690UGW4	Morgan Stanley Bank, UT 2.600% Due 06-06-23			245,508.00	254,702.99	2.65	3.03	06-06-19
246,000	61760AF46	Morgan Stanley Private Bank, NY 2.600% Due 06-06-23			246,000.00	254,702.99	2.60	3.03	06-10-19
249,000	90348JJQ4	UBS Bank USA, UT 2.900% Due 04-03-24			248,875.50	262,548.84	2.93	3.76	04-03-19
246,000	38149MAZ6	Goldman Sachs Bank USA, NY 2.700% Due 06-05-24			245,877.00	257,831.37	2.71	3.93	06-10-19
247,000	14042TBQ9	Capital One Bank USA, Glen Allen, VA 2.250% Due 08-07-24			246,506.00	254,598.95	2.29	4.13	08-07-19
247,000	14042RMW8	Capital One, NA, Mclean, VA 2.100% Due 08-14-24			246,629.50	253,058.42	2.13	4.16	08-16-19
	Accrued Interest					12,778.39			
					2,956,840.95	3,072,545.00	2.67	2.88	
COMMERCIAL PAPER									
260,000	62479LD93	MUFG Bank 0.000% Due 04-09-20	P-1	A-1	255,831.19	259,929.80	2.21	0.02	07-18-19
215,000	17327ADM6	Citigroup 0.000% Due 04-21-20	P-1	A-1	211,517.00	214,855.95	2.20	0.06	07-26-19
260,000	46640PDM2	JP Morgan 0.000% Due 04-21-20	P-1	A-1	257,556.00	259,825.80	1.90	0.06	10-24-19
185,000	89233GFG6	Toyota Motor Credit 0.000% Due 06-16-20	P-1	A-1+	182,283.28	184,382.10	2.01	0.21	09-23-19
265,000	89119AHH4	TD USA 0.000% Due 08-17-20	P-1	A-1+	261,402.63	263,698.85	1.83	0.38	11-21-19
					1,168,590.10	1,182,692.50	2.02	0.15	
MONEY MARKET FUND									
	USBMMF	First American Treasury Obligations Fund			111,024.31	111,024.31	0.28		
TOTAL PORTFOLIO					5,366,455.36	5,501,134.09	2.25	1.82	

Disclosures:

RedTree's internal accounting system is used as the source of the market value of this account. Although obtained from a source believed to be reliable, we cannot guarantee its accuracy. You should review all account statements provided by the custodian and compare with the statements provided by RedTree.

Questions? Call 888.596.2293 or email info@redtreeinv.com

-- Options Summary --

Output file: CHEKPY.TXT
Print options page? (Y,N) Y
Sort options: C
Sub-total by vendor (Y,N): Y
Print missing check numbers. (Y,N): N
Check types to select. (D,I,M,P,R,T,W): D,I,M,P,R,T,W
Print vendor from PO or check. (P,C): C
Date Selection From: 03/01/2020
To: 03/31/2020
Summary or Detail report? (S,D) S
Single or Double space summary report? (S,D) S
Include or Exclude the following vendors?(I,E) I

BAT_CHEKPY executed by SE_BKITCHEN on node MVECA0:: at 1-APR-2020 08:00:05.09

Date: 04/01/2020
 Time: 8:00 am

SOUTHEASTERN LOCAL SCHOOL
 SORT BY CHECK NUMBER
 CHECK DATES BETWEEN 03/01/2020 AND 03/31/2020
 WARRANT, REFUND, MEMO, INVEST, TRANSFER, DISTRIB, PAYROLL CHECKS

Page: 1
 (CHEKPY)

CHECK	TYPE	DATE	VENDOR	VENDOR	STATUS/DATE	BANK CODE	CHECK AMOUNT
099390	W	03/04/2020	Little Caesar's Fund Raising Program	033314	RECONCILED:03/31/2020		804.00
099391	W	03/04/2020	TROPHY SPORTS CENTER	030180	RECONCILED:03/31/2020		338.00
099392	W	03/06/2020	Al Able Pest Doctors	034985	RECONCILED:03/31/2020	(Multi-bank check)	110.00
099393	W	03/06/2020	AT&T	033049	RECONCILED:03/31/2020		136.53
099394	W	03/06/2020	CHARLESTON PHARMACY	002130	RECONCILED:03/31/2020		45.06
099395	W	03/06/2020	DARRICK RIGGS	032170	RECONCILED:03/31/2020		292.32
099396	W	03/06/2020	Dean Foods	010970	RECONCILED:03/31/2020	1	30.52
099397	W	03/06/2020	Don Rinker Sports	034387		1	768.65
099398	W	03/06/2020	Ellyse Shafer	880185			118.90
099399	W	03/06/2020	Good Valley Water LLC Stephen C Valley	880179	RECONCILED:03/31/2020		267.00
099400	W	03/06/2020	H. W. MANN & SONS	007650	RECONCILED:03/31/2020		350.00
099401	W	03/06/2020	Habitec Security	032464	RECONCILED:03/31/2020		816.00
099402	W	03/06/2020	ITsavvy	034144	RECONCILED:03/31/2020		415.81
099403	W	03/06/2020	MACRAY CO INC.	007480	RECONCILED:03/31/2020	1	450.00
099404	W	03/06/2020	MCESC	034936	RECONCILED:03/31/2020		3,035.89
099405	W	03/06/2020	MILLER'S TEXTILE SERVICE	012700	RECONCILED:03/31/2020	(Multi-bank check)	178.09
099406	W	03/06/2020	OASSA	010165	RECONCILED:03/31/2020		204.00
099407	W	03/06/2020	OHIO FFA ASSOCIATION	010152			60.00
099408	W	03/06/2020	Olde Man Granola	034723	RECONCILED:03/31/2020		111.60
099409	W	03/06/2020	Players Choice Mounds Brock Maggard	880230	RECONCILED:03/31/2020	1	325.00
099410	W	03/06/2020	Reharbmart, LLC	880233	RECONCILED:03/31/2020		433.59
099411	W	03/06/2020	Riddell/All American Sports Co	034482	RECONCILED:03/31/2020	1	4,140.31
099412	W	03/06/2020	SDE REGISTRATIONS	030400			1,257.00
099413	W	03/06/2020	SOUTHEASTERN LOCAL SCHOOL DISTRICT	000001	RECONCILED:03/31/2020	1	210.00
099414	W	03/06/2020	THYSSENKRUPP ELEVATOR CORP	005544	RECONCILED:03/31/2020		464.76
099415	W	03/06/2020	Time Warner Cable-SWO Division	035001	RECONCILED:03/31/2020		345.00
099416	W	03/06/2020	Treasurer of State Department of Admin Services	034981	RECONCILED:03/31/2020		60.00
099417	W	03/06/2020	TUFFY BROOKS SPTG GOODS	013170	RECONCILED:03/31/2020	1	145.62
099418	W	03/06/2020	Valerie Dilillo	033679	RECONCILED:03/31/2020		122.56
099419	W	03/06/2020	VECTREN ENERGY DELIVERY	003350	RECONCILED:03/31/2020		664.48
099420	W	03/06/2020	KEITH WAMER	030910	RECONCILED:03/31/2020		260.00
099421	W	03/11/2020	Schneider's Florist	034423	RECONCILED:03/31/2020		75.00
099422	W	03/13/2020	Al Able Pest Doctors	034985	RECONCILED:03/31/2020	(Multi-bank check)	110.00
099423	W	03/13/2020	Agile Sports Technologies DBA: HUDL	034250	RECONCILED:03/31/2020	1	450.00
099424	W	03/13/2020	Bakers Locksmithing Services	035024	RECONCILED:03/31/2020		799.00
099425	W	03/13/2020	BSN Sports	034171	RECONCILED:03/31/2020	1	154.08
099426	W	03/13/2020	CES	033985	RECONCILED:03/31/2020		190.00
099427	W	03/13/2020	Champaign Co FFA	034422			20.00
099428	W	03/13/2020	Columbus Customer Charges	007000	RECONCILED:03/31/2020		50.23
099429	W	03/13/2020	DAVID MORROW	008609	RECONCILED:03/31/2020		330.00
099430	W	03/13/2020	Dean Foods	010970	RECONCILED:03/31/2020	1	182.64
099431	W	03/13/2020	Detty Family Barbecue & Grub D.B. Yummers	032977	RECONCILED:03/31/2020		30.00
099432	W	03/13/2020	eFax Corporate	880217	RECONCILED:03/31/2020		84.95
099433	W	03/13/2020	c/o j2 Cloud Services, LLC ELLISON EDUCATIONAL	030908	RECONCILED:03/31/2020		118.24

Date: 04/01/2020
 Time: 8:00 am

SOUTHEASTERN LOCAL SCHOOL
 SORT BY CHECK NUMBER
 CHECK DATES BETWEEN 03/01/2020 AND 03/31/2020
 WARRANT, REFUND, MEMO, INVEST, TRANSFER, DISTRIB, PAYROLL CHECKS

Page: 2
 (CHEKPY)

CHECK	TYPE	DATE	VENDOR	VENDOR	STATUS/DATE	BANK CODE	CHECK AMOUNT
099434	W	03/13/2020	Florida Fruit Association, Inc	033837	RECONCILED:03/31/2020		1,080.00
099435	W	03/13/2020	Geer Gas Corporation	010097	RECONCILED:03/31/2020		19.14
099436	W	03/13/2020	GORDON FOOD SERVICE	014629	RECONCILED:03/31/2020	1	1,629.35
099437	W	03/13/2020	Hershey Creamery Co	035076	RECONCILED:03/31/2020	1	179.52
099438	W	03/13/2020	J.W. Pepper-Georgia Distrib.	032676	RECONCILED:03/31/2020		59.99
099439	W	03/13/2020	Jessica Detty	034642	RECONCILED:03/31/2020		30.00
099440	W	03/13/2020	LEE'S FAMOUS RECIPE CHICKEN co/Kim Griffith	007559	RECONCILED:03/31/2020		251.60
099441	W	03/13/2020	Madison Lanes	035019	RECONCILED:03/31/2020		750.00
099442	W	03/13/2020	Mascot Junction, Inc. dba PBIS Teaching Tools	880123	RECONCILED:03/31/2020		2,095.00
099443	W	03/13/2020	Megan Rains	033514	RECONCILED:03/31/2020		273.76
099444	W	03/13/2020	Michael Rivera	036469	RECONCILED:03/31/2020	1 (Multi-bank check)	328.64
099445	W	03/13/2020	MILLER'S TEXTILE SERVICE	012700	RECONCILED:03/31/2020		112.92
099446	W	03/13/2020	NASCO	008682	RECONCILED:03/31/2020		69.30
099447	W	03/13/2020	Nauman & Zelinski LLC	880225	RECONCILED:03/31/2020		1,485.00
099448	W	03/13/2020	Nicole Delk	034842	RECONCILED:03/31/2020		74.11
099449	W	03/13/2020	OHIO HERITAGE CONFERENCE Ted Williams, Commissioner	031858	RECONCILED:03/31/2020	1	96.00
099450	W	03/13/2020	PCM	004948	RECONCILED:03/31/2020		945.00
099451	W	03/13/2020	PEPSI-COLA	010375	RECONCILED:03/31/2020	1	546.95
099452	W	03/13/2020	Pioneer Athletics	034630	RECONCILED:03/31/2020	1	475.20
099453	W	03/13/2020	PJ Bertemes	033166	RECONCILED:03/31/2020		124.12
099454	W	03/13/2020	Poole's Continuous Spouting Charles A Pool	880176	RECONCILED:03/31/2020		225.00
099455	W	03/13/2020	RANDY DELANEY	020510	RECONCILED:03/31/2020	1	700.00
099456	W	03/13/2020	Riddell/All American Sports Co	034482	RECONCILED:03/31/2020	1	321.55
099457	W	03/13/2020	SHOEMAKER'S GROCERY	011900	RECONCILED:03/31/2020		39.74
099458	W	03/13/2020	SHOEMAKER'S HOME CENTER	011950	RECONCILED:03/31/2020	(Multi-bank check)	199.10
099459	W	03/13/2020	STARR TROPHY	000041	RECONCILED:03/31/2020	1	22.50
099460	W	03/13/2020	Stephanie Weaver	034988	RECONCILED:03/31/2020		82.61
099461	W	03/13/2020	TRANS ACCESSORIES CO INC	013049	RECONCILED:03/31/2020		173.59
099462	W	03/13/2020	VECTREN ENERGY DELIVERY	003350	RECONCILED:03/31/2020		1,297.69
099463	W	03/13/2020	W. R. HACKETT INC.,	005223	RECONCILED:03/31/2020	1	232.50
099464	W	03/13/2020	WILMINGTON COLLEGE LIVESTOCK JUDGING	014527	RECONCILED:03/31/2020		50.00
099465	W	03/19/2020	3rd Day Technology Eric B Johnson	880008	RECONCILED:03/31/2020		75.00
099466	W	03/19/2020	American Fidelity Administrive Services, LLC	034825	RECONCILED:03/31/2020		175.25
099467	W	03/19/2020	Bakers Locksmithing Services	035024			25.00
099468	W	03/19/2020	CK Signs & Apparel	035167	RECONCILED:03/31/2020		364.00
099469	W	03/19/2020	Columbus Customer Charges	007000	RECONCILED:03/31/2020		246.69
099470	W	03/19/2020	Community Club Park Trustees	033583	RECONCILED:03/31/2020		4,000.00
099471	W	03/19/2020	CompManagement	880243	RECONCILED:03/31/2020		725.00
099472	W	03/19/2020	Dean Foods	010970	RECONCILED:03/31/2020	1	373.94
099473	W	03/19/2020	Direct Energy Business	034790	RECONCILED:03/31/2020		1,796.41
099474	W	03/19/2020	Flagway House	030851	RECONCILED:03/31/2020		159.00
099475	W	03/19/2020	GORDON FOOD SERVICE	014629	RECONCILED:03/31/2020	1	3,794.50
099476	W	03/19/2020	Great Lakes Biomedical LTD	034176	RECONCILED:03/31/2020		340.00
099477	W	03/19/2020	Habitec Security	032464	RECONCILED:03/31/2020		3,992.00
099478	W	03/19/2020	In A Pinch	034671	RECONCILED:03/31/2020	1	80.00

Date: 04/01/2020
 Time: 8:00 am

SOUTHEASTERN LOCAL SCHOOL
 SORT BY CHECK NUMBER
 CHECK DATES BETWEEN 03/01/2020 AND 03/31/2020
 WARRANT, REFUND, MEMO, INVEST, TRANSFER, DISTRIB, PAYROLL CHECKS

Page: 3
 (CHEKPY)

CHECK	TYPE	DATE	VENDOR	VENDOR	STATUS/DATE	BANK CODE	CHECK AMOUNT
099479	W	03/19/2020	MACRAY CO INC.	007480	RECONCILED:03/31/2020		585.00
099480	W	03/19/2020	MADISON/CHAMPAIGN ESC Attn: Scott Howell	002124	RECONCILED:03/31/2020		1,453.57
099481	W	03/19/2020	MILLER'S TEXTILE SERVICE	012700	RECONCILED:03/31/2020	(Multi-bank check)	123.64
099482	W	03/19/2020	MVECA	008305	RECONCILED:03/31/2020		16,675.73
099483	W	03/19/2020	Nevco, Inc.	880235	RECONCILED:03/31/2020		5,769.93
099484	W	03/19/2020	Office Max Inc.	032971			7.30
099485	W	03/19/2020	Ohio Valley Medical Center	034920	RECONCILED:03/31/2020		3,000.00
099486	W	03/19/2020	Sportscon LLC	880240	RECONCILED:03/31/2020		1,875.00
099487	W	03/19/2020	W. R. HACKETT INC.,	005223	RECONCILED:03/31/2020	1	572.10
099488	W	03/23/2020	CLARK COUNTY EDUCATIONAL SERVICE CENTER	002300	RECONCILED:03/31/2020		104,249.05
099489	W	03/23/2020	De Lage Landen	034335	RECONCILED:03/31/2020		2,162.00
099490	W	03/23/2020	Kapp Construction Inc.	880109	RECONCILED:03/31/2020		164,454.10
099491	W	03/23/2020	Walter Haverfield LLP	880130			11,605.60
997149	C	03/05/2020	PAYROLL	900005		(Multi-bank check)	245,518.42
997455	M	03/13/2020	SECURITY NATIONAL BANK	900042		(Multi-bank check)	2,231.90
997456	M	03/13/2020	CORRECTING ENTRY	900038			676.93
997457	C	03/20/2020	PAYROLL	900005		(Multi-bank check)	285,305.10
997458	M	03/27/2020	RETIREMENT STRS	900001			55,224.00
997459	M	03/27/2020	RETIREMENT SERS	900002		(Multi-bank check)	14,130.00
997460	M	03/27/2020	FOUNDATION	900014			58,405.98
997461	M	03/30/2020	RETIREMENT STRS	900001			5,118.94
997462	M	03/30/2020	RETIREMENT SERS	900002			643.76
997463	M	03/30/2020	PAYROLL	900005		(Multi-bank check)	7,122.80
997464	M	03/30/2020	EPC-Self-Funded Medical Plan	900052		1 (Multi-bank check)	85,648.17
997465	M	03/30/2020	EPC Dental/Vision Benefit Plan Dental Plan	900053		(Multi-bank check)	4,189.09
997466	M	03/30/2020	EPC-Dental/Vision Benefit Plan Vision Plan	900054		(Multi-bank check)	1,310.02
997467	M	03/30/2020	Sun Life Assurance Company of Canada	900055		(Multi-bank check)	416.24
997468	M	03/30/2020	AUDITOR GREENE COUNTY	900010			1,467.84
997469	M	03/30/2020	AUDITOR CLARK COUNTY	900022			32,170.36
997471	M	03/31/2020	SECURITY NATIONAL BANK	900042			100.00
V VOIDED CHECKS			0	CHECK TOTALS		0.00	
R RECONCILED CHECKS			94	CHECK TOTALS		348,342.07	
W WARRANT CHECKS			102	CHECK TOTALS		362,204.52	
M MEMO CHECKS			15	CHECK TOTALS		268,856.03	
B REFUND CHECKS			0	CHECK TOTALS		0.00	
I INVESTMENT CHECKS			0	CHECK TOTALS		0.00	
T TRANSFER CHECKS			0	CHECK TOTALS		0.00	
D DISTRIBUTION CHECKS			0	CHECK TOTALS		0.00	
C PAYROLL CHECKS			2	CHECK TOTALS		530,823.52	
MISSING CHECKS			0				
** TOTAL CHECKS (LESS VOIDED)			119	** TOTAL NET		1,161,884.07	
*** TOTAL CHECKS WRITTEN			119	*** GRAND TOTALS		1,161,884.07	