

SOUTHEASTERN LOCAL SCHOOL DISTRICT

FINANCIAL REPORT

10/31/2019



Southeastern Local Schools
Clark County, Ohio

General Fund Financial History/Projection

10/31/2019

Percent of Fiscal Year Complete

33.33%

	2019-20 <u>Projection</u>	2019-20 <u>FYTD Actual</u>	<u>FYTD %</u>
REVENUE			
General Property (Real Estate)	\$2,574,755.00	\$1,069,106.00	41.52%
Tangible Personal Property	\$352,980.00	\$152,744.00	43.27%
Income Tax	\$1,113,016.00	\$603,470.00	54.22%
Unrestricted Grants-in-Aid	\$4,179,818.00	\$1,362,726.00	32.60%
Restricted Grants-in-Aid	\$52,092.00	\$16,961.00	32.56%
Restricted Grants-in-Aid - SFSF	\$0.00	\$0.00	#DIV/0!
Property Tax Allocation	\$364,827.00	\$179,862.00	49.30%
All Other Operating Revenue	\$898,900.00	\$297,076.00	33.05%
TOTAL	\$9,536,388.00	\$3,681,945.00	38.61%
EXPENDITURES			
Salaries & Wages	\$5,551,083.00	\$1,899,266.00	34.21%
Benefits	\$1,933,125.00	\$648,745.00	33.56%
Services	\$1,948,313.00	\$487,500.00	25.02%
Supplies	\$247,661.00	\$138,993.00	56.12%
Equipment	\$66,470.00	\$20,810.00	31.31%
Debt	\$0.00	\$0.00	#DIV/0!
Other	\$149,613.00	\$60,075.00	40.15%
TOTAL	\$9,896,265.00	\$3,255,389.00	32.90%
SURPLUS/(DEFICIT)	(\$359,877.00)	\$426,556.00	(\$843,444.00)

**HISTORICAL COMPARISON BY OBJECT
SOUTHEASTERN LOCAL SCHOOLS**

	FY 17 7/16-10/16	FY 18 7/17-10/17	% of Change	FY 19 7/18-10/18	% of Change	FY 20 07/19-10/19	% of Change
REVENUE							
General Property (Real Estate)	\$1,002,646	\$1,104,850	10.19%	\$1,166,715	5.60%	\$1,069,106	-8.37%
Tangible Personal Property	112,591	119,742	6.35%	125,649	4.93%	152,744	21.56%
Income Tax	519,299	556,639	7.19%	596,044	7.08%	603,470	1.25%
Unrestricted Grants-in-Aid	1,356,448	1,395,136	2.85%	1,398,006	0.21%	1,362,726	-2.52%
Restricted Grants-in-Aid	21,388	21,854	2.18%	22,301	2.05%	16,961	-23.95%
Restricted Grants-in-Aid - SFSF	0	0	-	0	-	0	-
Property Tax Allocation	165,296	181,087	9.55%	71,800	-60.35%	179,862	150.50%
All Other Operating Revenue	194,629	225,167	15.69%	241,710	7.35%	297,076	22.91%
TOTAL REVENUE	\$3,372,297	\$3,604,475	6.88%	\$3,622,225	0.49%	\$3,681,945	1.65%
EXPENDITURES							
Salaries & Wages	1,536,926	1,653,871	7.61%	1,790,436	8.26%	1,899,266	6.08%
Benefits	542,118	595,391	9.83%	617,308	3.68%	648,745	5.09%
Services	400,489	324,702	-18.92%	484,576	49.24%	487,500	0.60%
Supplies	89,060	168,304	88.98%	116,852	-30.57%	138,993	18.95%
Equipment	0	21,829	-	100,994	362.66%	20,810	-79.39%
Debt	0	0	-	0	-	0	-
Other	57,736	53,137	-7.97%	70,515	32.70%	60,075	-14.81%
TOTAL EXPENDITURES	\$2,626,329	\$2,817,234	7.27%	\$3,180,681	12.90%	\$3,255,389	2.35%
SURPLUS/DEFICIT	745,968	787,241	5.53%	441,544	-43.91%	426,556	-3.39%
OTHER SOURCES/USES							
Advances/Transfers In	291,995	388,797	33.15%	0	-100.00%	49,616	-
Advances/Transfers Out	0	0	-	0	-	0	-
All Other Financing Sources	142,850	24,756	-82.67%	0	-100.00%	16,761	-
Debt Service	0	0	-	0	-	0	-
NET SOURCES/USES	434,845	413,553	-4.90%	0	-100.00%	422,504	-
BEGINNING CASH	\$6,590,282	\$6,701,477	10.05%	\$6,792,753	1.69%	\$6,224,993	1.36%
ENDING CASH	\$7,771,095	\$7,902,271	11.79%	\$7,656,801	0.80%	\$6,717,926	1.39%
ENCUMBRANCES	1,036,918	\$411,645	56.24%	\$1,307,559	-57.27%	\$1,157,713	49.32%
UNENCUMBERED CASH	\$6,734,177	\$7,490,626	7.61%	\$5,926,738	8.73%	\$5,916,340	-1.19%
% of Salaries to Revenue	45.58%	45.88%		49.43%		51.58%	
% of Benefits to Revenue	16.08%	16.52%		17.04%		17.62%	
Total to Revenue	61.65%	62.40%		66.47%		69.20%	
Days of Operating Cash	312.82	324.38		227.33		221.72	

**MONTHLY BUDGET VARIANCE
SOUTHEASTERN LOCAL SCHOOLS**

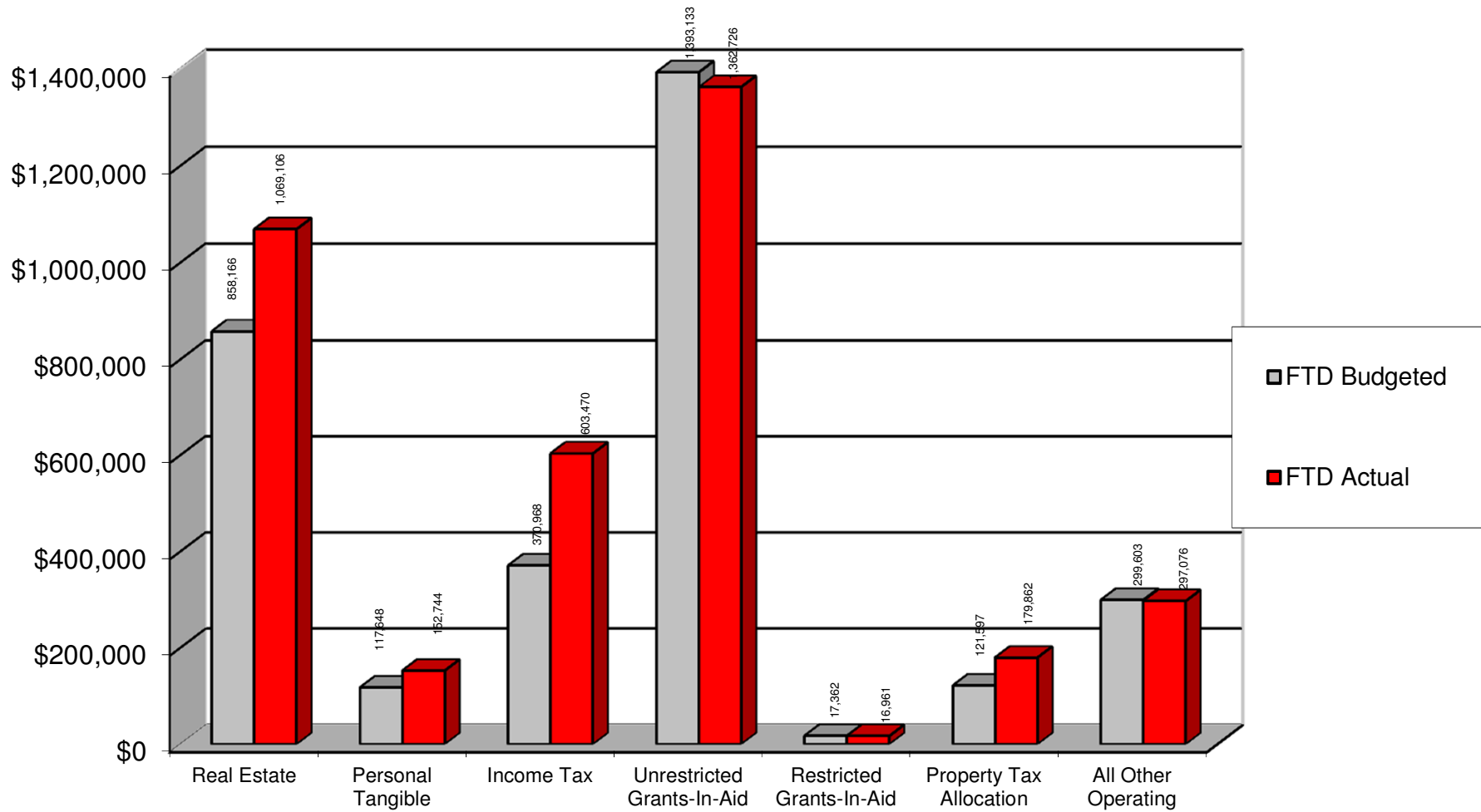
	FTD Budgeted	FTD Actual	Variance	Percentage Variance	MTD Budgeted	MTD Actual	Variance	Percentage Variance
REVENUE								
General Property (Real Estate)	\$858,166	\$1,069,106	\$210,940	24.58%	\$0	\$0	\$0	-
Tangible Personal Property	117,648	152,744	35,096	29.83%	\$29,415	0	(29,415)	-100.00%
Income Tax	370,968	603,470	232,502	62.67%	\$92,751	224,608	131,857	142.16%
Unrestricted Grants-In-Aid	1,393,133	1,362,726	(30,407)	-2.18%	\$348,318	335,212	(13,106)	-3.76%
Restricted Grants-In-Aid	17,362	16,961	(401)	-2.31%	\$4,341	4,240	(101)	-2.33%
Restricted Grants-In-Aid - SFSE	0	0	0	-	\$0	0	0	-
Property Tax Allocation	121,597	179,862	58,265	47.92%	\$30,402	279	(30,123)	-99.08%
All Other Operating Revenue	299,603	297,076	(2,527)	-0.84%	74,908	53,092	(21,816)	-29.12%
TOTAL REVENUE	\$3,178,478	\$3,681,945	\$503,467	15.84%	\$580,136	\$617,431	\$37,295	6.43%
EXPENDITURES								
Salaries & Wages	\$1,850,176	\$1,899,266	(\$49,090)	2.65%	\$462,590	\$470,438	(\$7,848)	1.70%
Benefits	\$644,311	\$648,745	(4,434)	0.69%	161,094	151,852	9,242	-5.74%
Services	\$649,373	\$487,500	161,873	-24.93%	162,359	158,113	\$4,246	-2.62%
Supplies	\$82,545	\$138,993	(56,448)	68.38%	20,638	14,961	5,677	-27.51%
Equipment	\$22,154	\$20,810	1,344	-6.07%	5,539	4,035	\$1,504	-27.16%
Debt	\$0	\$0	0	-	0	0	0	-
Other	\$49,866	\$60,075	(10,209)	20.47%	12,468	8,481	3,987	-31.98%
TOTAL EXPENSES	\$3,298,425	\$3,255,389	\$43,036	-1.30%	\$824,689	\$807,880	\$16,809	-2.04%
SURPLUS/DEFICIT	(\$119,947)	\$426,556	\$546,503	-455.62%	(\$244,553)	(\$190,449)	\$54,104	-22.12%
OTHER USES/SOURCES								
Transfers/Advances In	49,616	49,616	0	0.00%	0	0	0	-
Transfers/Advances Out	0	0	0	-	0	0	0	-
All Other Financing Sources/(Uses)	0	16,761	16,761	-	664	0	\$664	-100.00%
NET SOURCES/USES	49,616	66,377	16,761	33.78%	664	0	664	-100.00%
BEGINNING CASH	\$6,224,993	\$6,224,993	\$0	0.00%	\$7,452,866	\$6,908,375	(\$544,491)	-7.31%
ENDING CASH	\$6,955,109	\$6,717,926	(\$237,183)	-3.41%	\$7,208,977	\$6,717,926	(\$491,051)	-6.81%
ENCUMBRANCES	\$439,756	\$1,157,713	\$717,957	163.26%	\$629,139	\$1,157,713	\$528,574	84.02%
BUDGET RESERVE	\$0	\$0	\$0	-	\$0	\$0	\$0	-
UNENCUMBERED CASH	\$6,515,353	\$5,560,213	(\$955,140)	-14.66%	\$6,579,838	\$5,560,213	(\$1,019,625)	-15.50%

Southeastern Local Schools
Explanation of Checks Over \$5,000

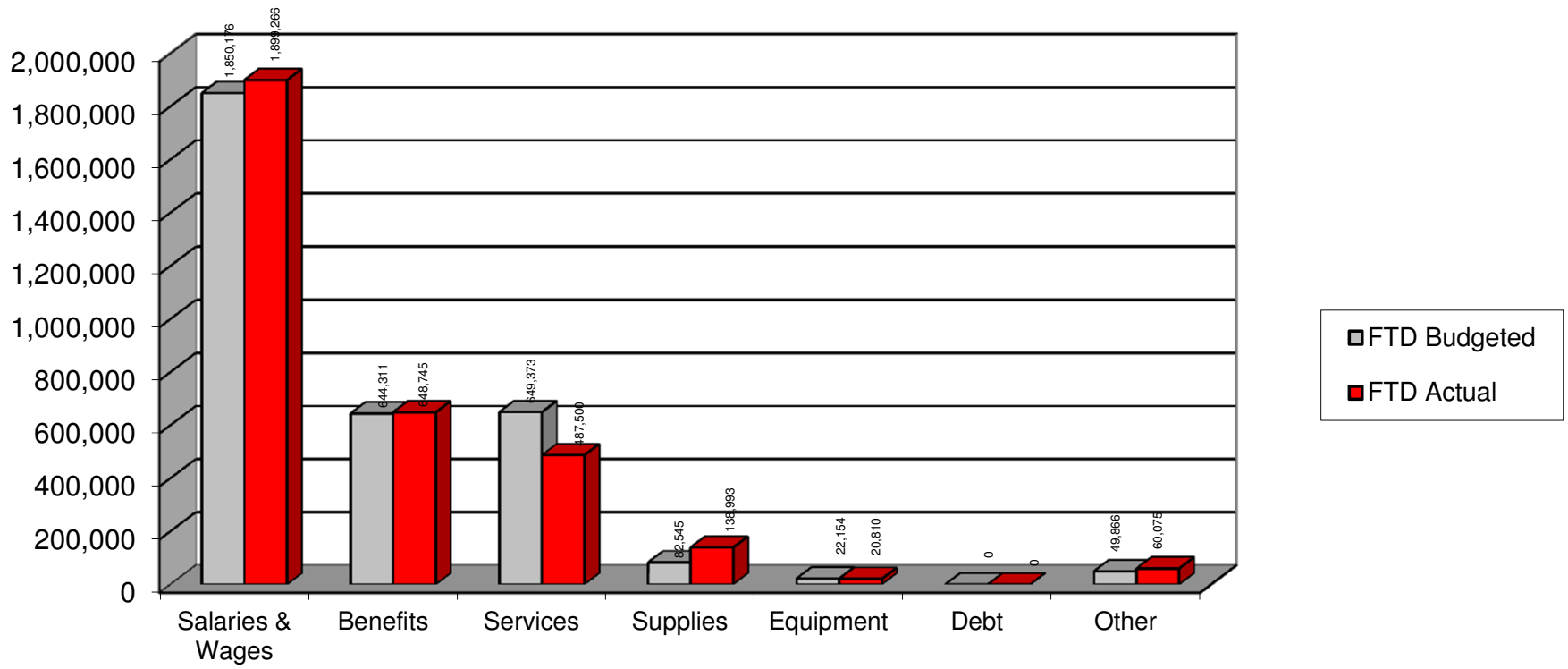
10/01/2019-10/31/2019

Check #	Vendor Name	Amount	Explanation
98512	Bowser Morner	\$5,967.46	Special inspections related to Multi-Purpose Building
98533	Kapp Construction	\$221,557.36	Draw #4 for Multi-Purpose Building
98545	Purdy Company LLC	\$12,924.00	New lockers for high school boys/girls locker room
98578	PCM-G	\$6,387.74	Multiple invoice check for technology items
98712	Clark County Educational Service Center	\$100,971.31	October Services
98757	Dayton Power and Light	\$13,899.03	Aid to Construction for 3 phase electrical service for Multi-Purpose Building
997076	Payroll	\$241,756.24	Payroll for October 5th
997078	Payroll	\$249,722.51	Payroll for October 20th
997081	Payroll	\$6,622.82	Board Portion of Medicare
997079	Retirement STRS	\$59,603.32	Board share of certified staff retirement
997080	Retirement SERS	\$14,773.76	Board share of classified staff retirement
997082	Foundation	\$46,810.20	County Board, Community Schools, Open Enrollment, ect
997083	EPC-Self Funded Medical Plan	\$71,356.22	Board share of medical insurance

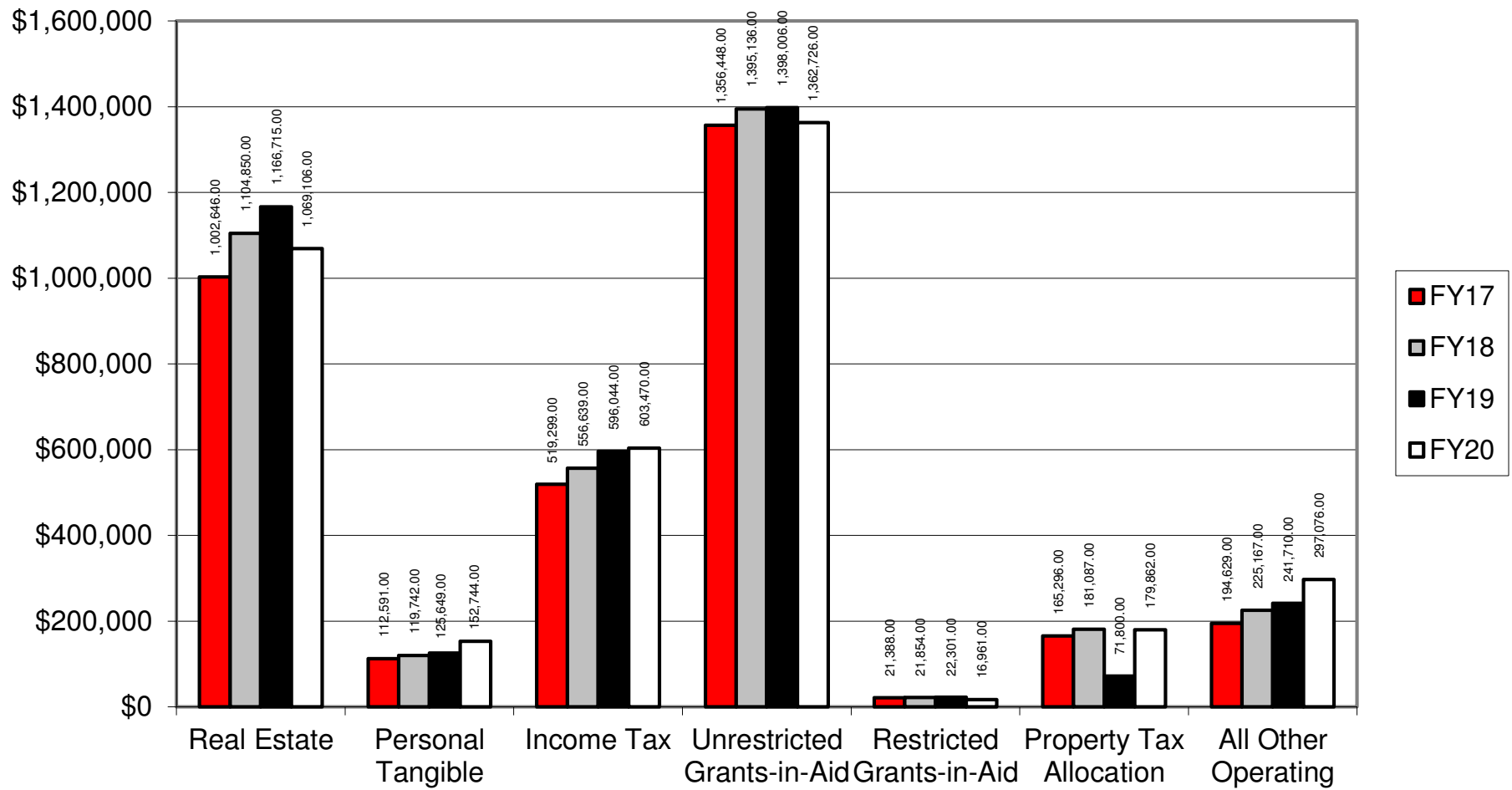
FTD BUDGETED vs. FTD ACTUAL



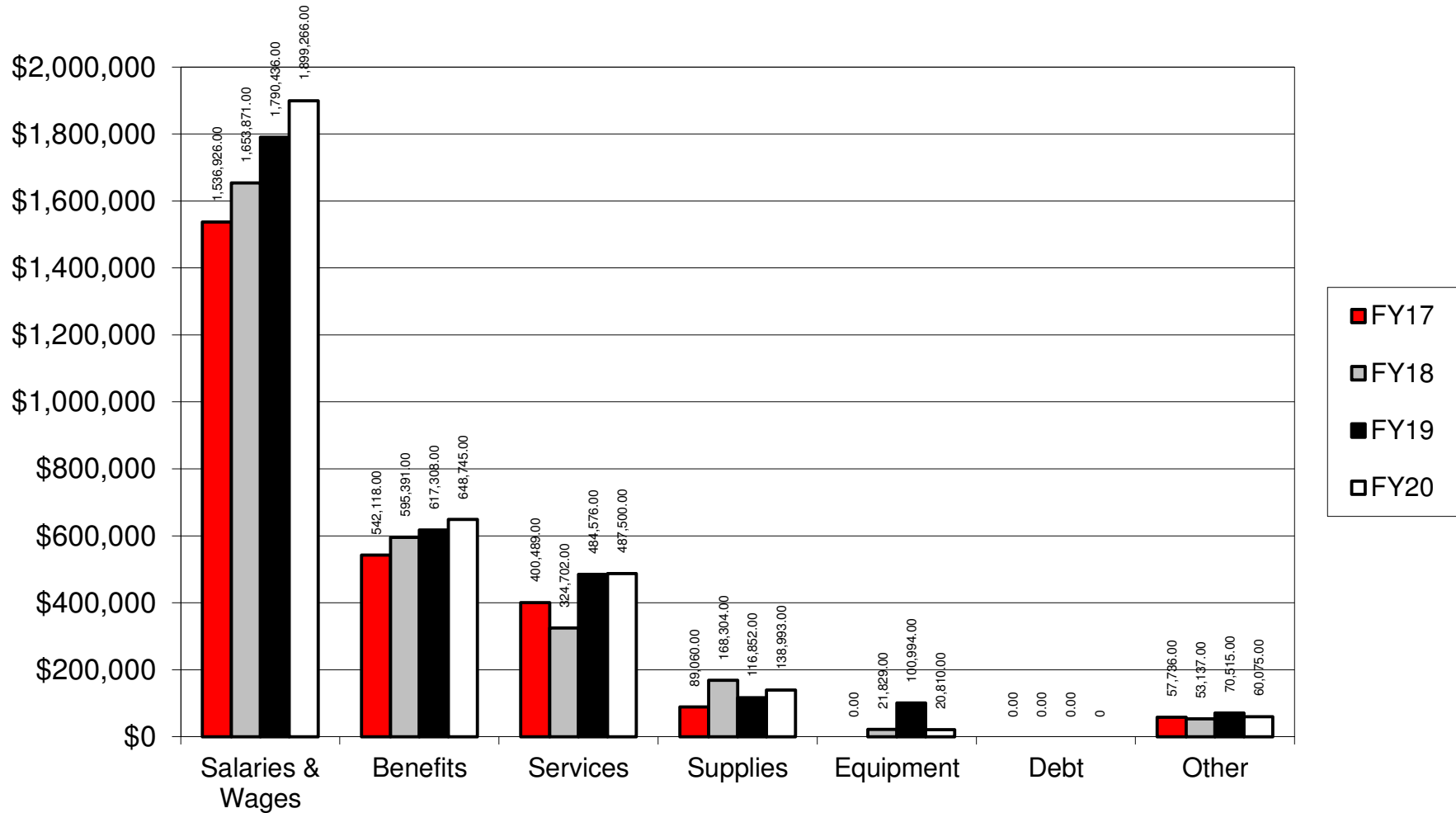
FTD BUDGETED vs. FTD ACTUAL



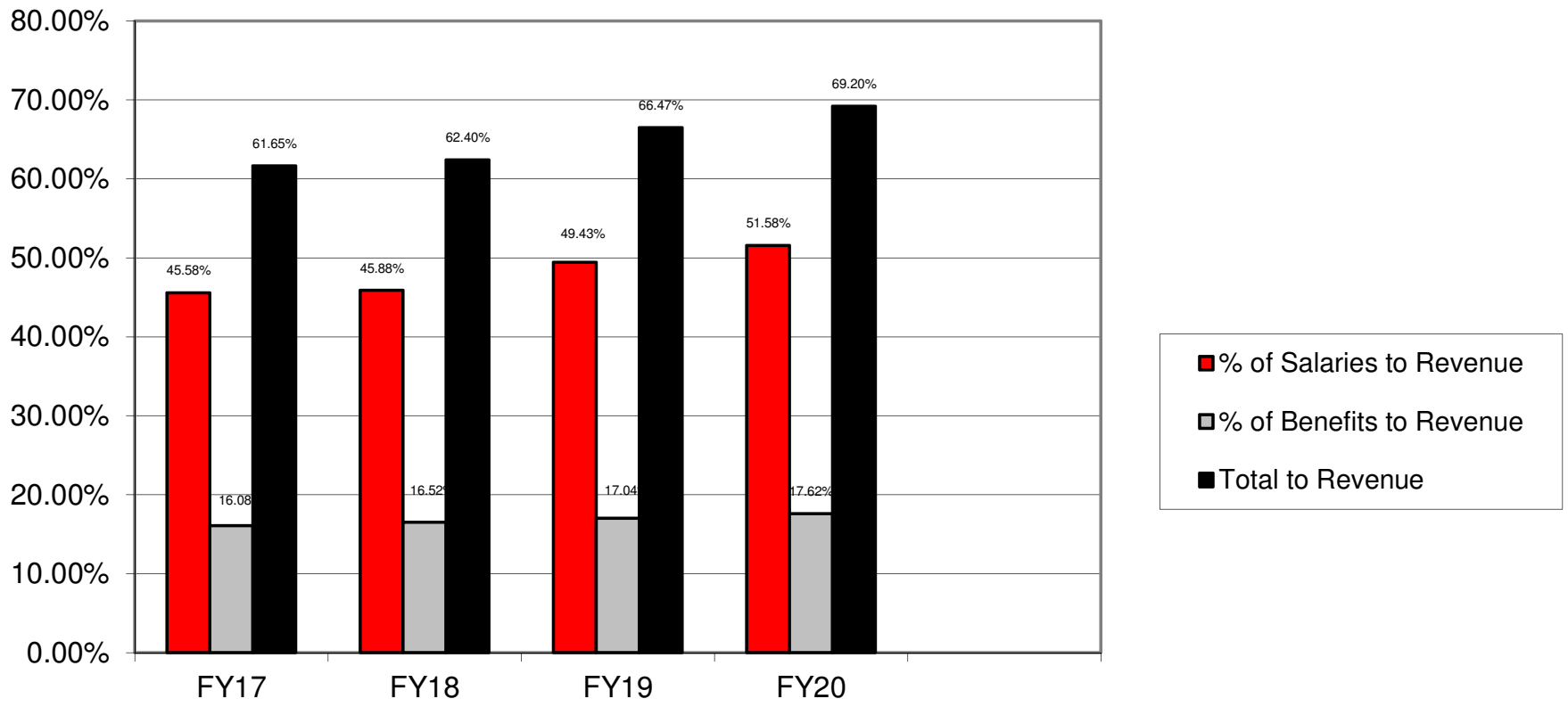
HISTORICAL REVENUE



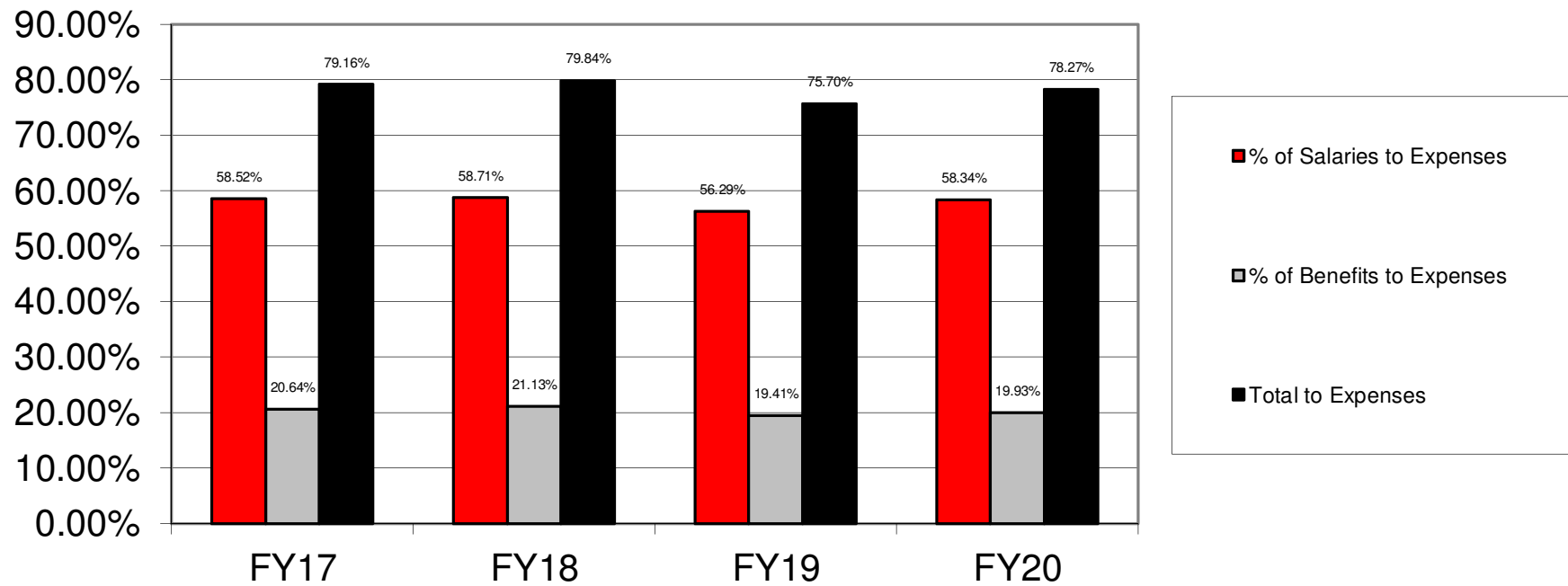
HISTORICAL EXPENDITURES



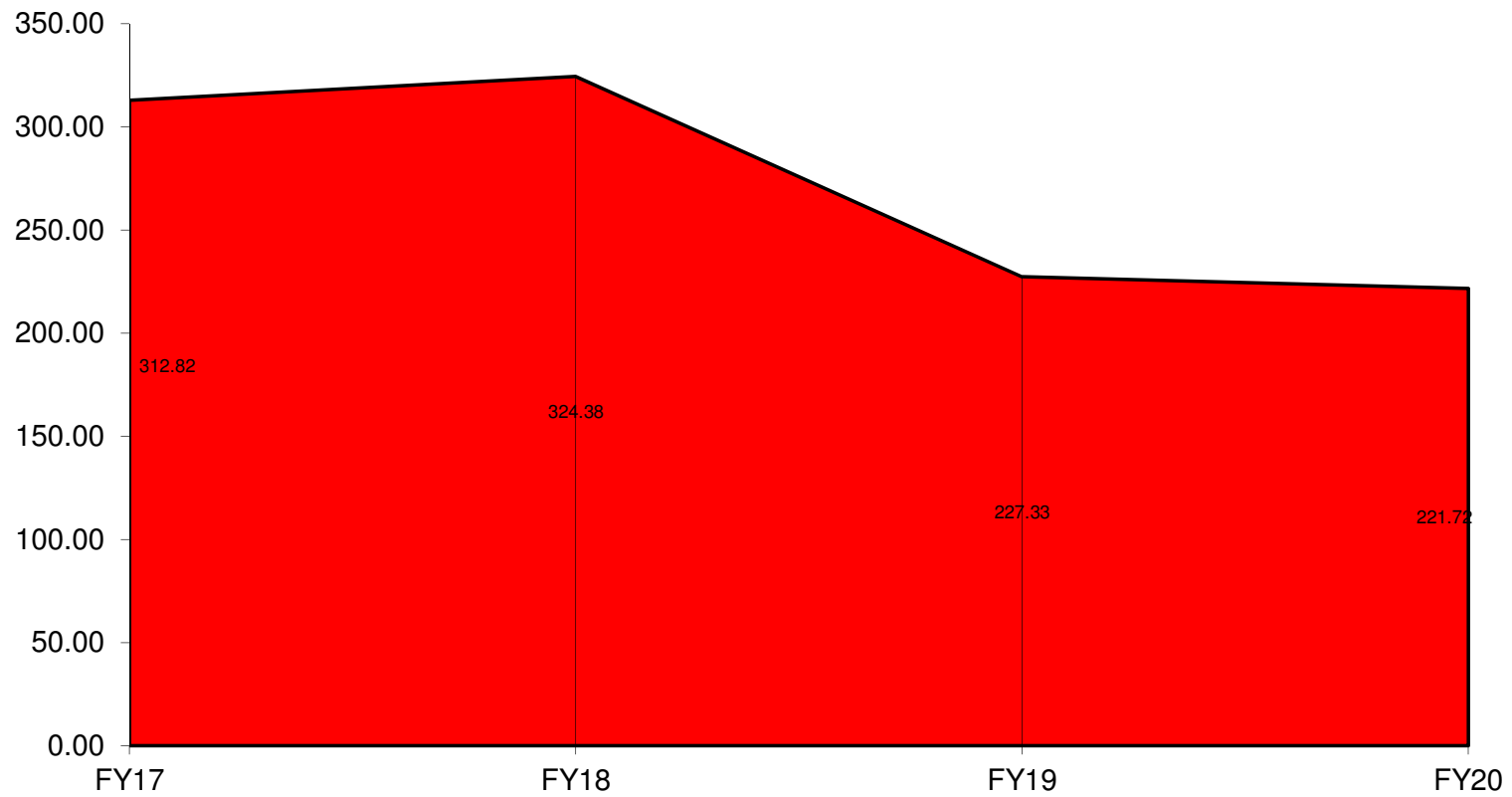
% OF SALARIES AND BENEFITS TO REVENUE



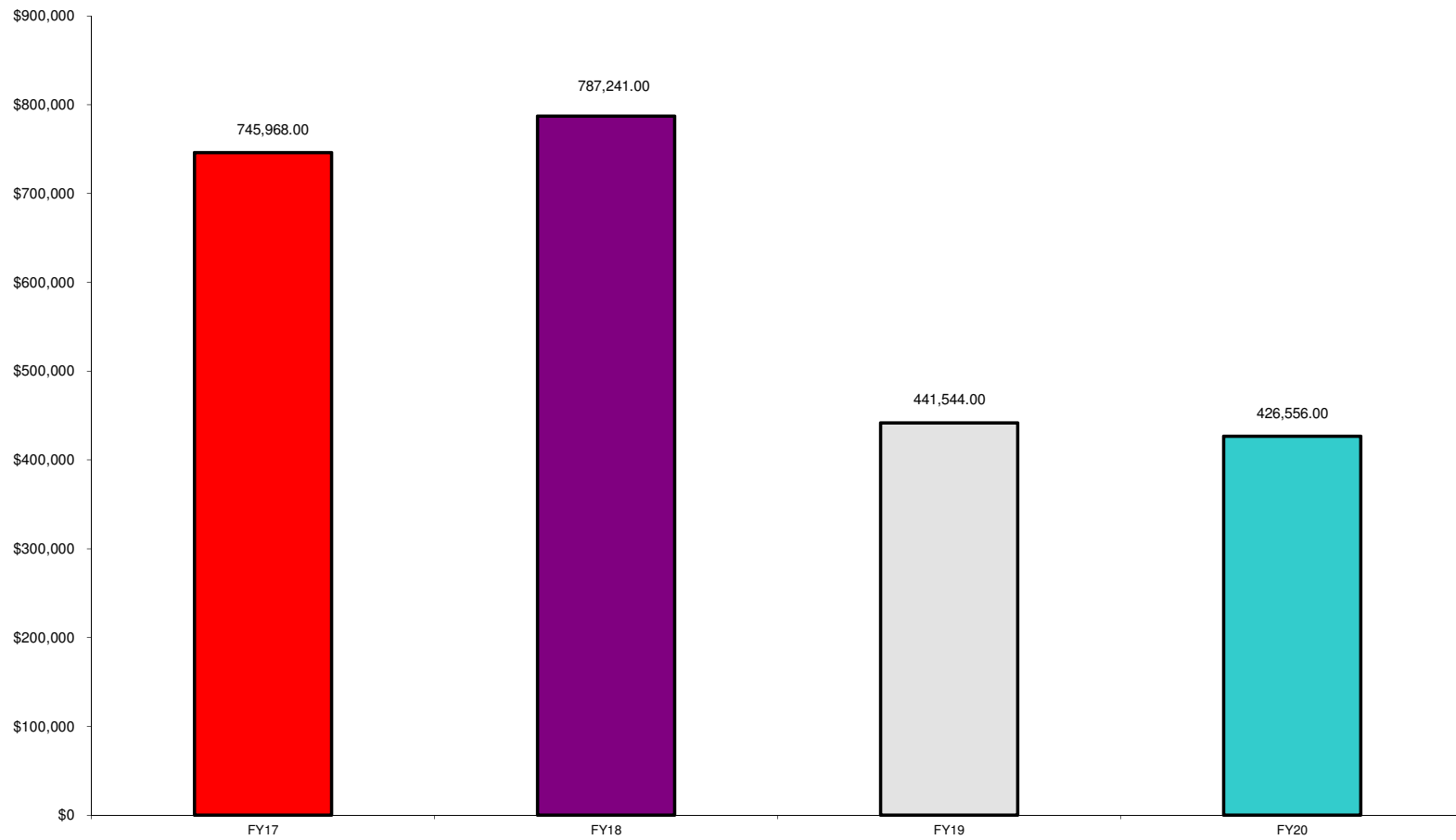
% OF SALARIES AND BENEFITS TO EXPENDITURES



Days of Operating Cash



SURPLUS/DEFICIT



-- Options Summary --

Output file: CHEKPY.TXT
Print options page? (Y,N) Y
Sort options: C
Sub-total by vendor (Y,N): N
Print missing check numbers. (Y,N): N
Check types to select. (D,I,M,P,R,T,W): D,I,M,P,R,T,W
Print vendor from PO or check. (P,C): C
Date Selection From: 10/01/2019
To: 10/31/2019
Summary or Detail report? (S,D) S
Single or Double space summary report? (S,D) S
Include or Exclude the following vendors?(I,E) I

BAT_CHEKPY executed by SE_BKITCHEN on node MVECA0:: at 4-NOV-2019 12:36:47.97

SOUTHEASTERN LOCAL SCHOOL
 SORT BY CHECK NUMBER
 CHECK DATES BETWEEN 10/01/2019 AND 10/31/2019
 WARRANT, REFUND, MEMO, INVEST, TRANSFER, DISTRIB, PAYROLL CHECKS

CHECK	TYPE	DATE	VENDOR	VENDOR	STATUS/DATE	BANK CODE	CHECK AMOUNT
098507	W	10/03/2019	Above All Glass Shops	035142	RECONCILED:10/31/2019		777.50
098508	W	10/03/2019	ANDERSON'S	000515	RECONCILED:10/31/2019		35.98
098509	W	10/03/2019	ANGI Kaverman	003211	RECONCILED:10/30/2019		125.82
098510	W	10/03/2019	AT&T	033049	RECONCILED:10/31/2019		137.29
098511	W	10/03/2019	Automated Solutions Group, Inc	034048	RECONCILED:10/31/2019		200.00
098512	W	10/03/2019	Bowser Morner Inc	010327	RECONCILED:10/31/2019		5,967.46
098513	W	10/03/2019	CARDINAL BUS SALES & SERVICE	011859	RECONCILED:10/31/2019		29.42
098514	W	10/03/2019	CATHY HOLFINGER	030793	RECONCILED:10/30/2019		209.65
098515	W	10/03/2019	Classroom Direct/ School Specialty Inc.	031777	RECONCILED:10/31/2019		42.88
098516	W	10/03/2019	Custom Tire	033948	RECONCILED:10/31/2019		111.94
098517	W	10/03/2019	D Steven Greene	880145	RECONCILED:10/31/2019	1	70.00
098518	W	10/03/2019	D.A. Robers & Associates, Inc.	033102	RECONCILED:10/31/2019		2,700.00
098519	W	10/03/2019	DAYTON POWER AND LIGHT COMPANY	032183	RECONCILED:10/31/2019		2,954.64
098520	W	10/03/2019	Dean Foods	010970	RECONCILED:10/30/2019	1	269.92
098521	W	10/03/2019	Farm Science Review	032869	RECONCILED:10/31/2019		224.00
098522	W	10/03/2019	Flagway House	030851	RECONCILED:10/31/2019		401.25
098523	W	10/03/2019	FOLLETT LIBRARY RESOURCES	004489	RECONCILED:10/31/2019		374.95
098524	W	10/03/2019	Gem City Tire	033016	RECONCILED:10/31/2019		208.95
098525	W	10/03/2019	Geyer Instructional Products	032872	RECONCILED:10/31/2019		91.95
098526	W	10/03/2019	GORDON FOOD SERVICE	014629	RECONCILED:10/31/2019	1	1,460.16
098527	W	10/03/2019	Heather Voshall	880035	RECONCILED:10/31/2019		112.52
098528	W	10/03/2019	Hershey Creamery Co	035076	RECONCILED:10/31/2019	1	183.36
098529	W	10/03/2019	Jeremy Lewis	880168		1	58.00
098530	W	10/03/2019	Joseph Pugh	034966	RECONCILED:10/31/2019	1	180.00
098531	W	10/03/2019	Joshua Shepherd	880167	RECONCILED:10/31/2019	1	65.00
098532	W	10/03/2019	JOSTENS DIPLOMA DIVISION	032249	RECONCILED:10/31/2019		437.80
098533	W	10/03/2019	Kapp Construction Inc.	880109	RECONCILED:10/30/2019		221,557.36
098534	W	10/03/2019	Karl Hemming	880165	RECONCILED:10/31/2019	1	65.00
098535	W	10/03/2019	Karl Miller	033449	RECONCILED:10/31/2019	1	58.00
098536	W	10/03/2019	KEITH COOLEY	032300	RECONCILED:10/31/2019	1	70.00
098537	W	10/03/2019	KINCAIDS	006764	RECONCILED:10/31/2019		64.98
098538	W	10/03/2019	KS StateBank Government Finance Department	035201	RECONCILED:10/31/2019		296.05
098539	W	10/03/2019	LOWE'S COMPANY	007430	RECONCILED:10/31/2019		150.10
098540	W	10/03/2019	Mark Hudson	880162	RECONCILED:10/31/2019	1	80.00
098541	W	10/03/2019	McCutcheon Music LLC	880107	RECONCILED:10/31/2019		100.00
098542	W	10/03/2019	MILLER'S TEXTILE SERVICE	012700	RECONCILED:10/31/2019	(Multi-bank check)	123.12
098543	W	10/03/2019	OIC of Clark County, Inc.	033136	RECONCILED:10/31/2019		395.00
098544	W	10/03/2019	Power of the Pen	032965	RECONCILED:10/31/2019	1	400.00
098545	W	10/03/2019	Purdy Company, LLC	035038	RECONCILED:10/31/2019		12,924.00
098546	W	10/03/2019	Scholastic Books Clubs, Inc.	033753	RECONCILED:10/31/2019		96.89
098547	W	10/03/2019	SCHOLASTIC LET'S FIND OUT	011653	RECONCILED:10/31/2019		518.98
098548	W	10/03/2019	SHOEMAKER'S GROCERY	011900	RECONCILED:10/31/2019		305.85
098549	W	10/03/2019	SHOEMAKER'S HOME CENTER	011950	RECONCILED:10/31/2019		288.23
098550	W	10/03/2019	STANTON SHEET MUSIC	012750	RECONCILED:10/31/2019		227.48
098551	W	10/03/2019	Time Warner Cable-SWO Division	035001	RECONCILED:10/31/2019		345.23
098552	W	10/03/2019	Todd Rhymer	880163	RECONCILED:10/31/2019	1	65.00
098553	W	10/03/2019	Transportation Accessories	036467	RECONCILED:10/31/2019		70.90
098554	W	10/03/2019	Tri-County Electric, LLC	880058	RECONCILED:10/30/2019		185.00
098555	W	10/03/2019	W. R. HACKETT INC.,	005223	RECONCILED:10/31/2019	1	362.95

SOUTHEASTERN LOCAL SCHOOL
 SORT BY CHECK NUMBER
 CHECK DATES BETWEEN 10/01/2019 AND 10/31/2019
 WARRANT, REFUND, MEMO, INVEST, TRANSFER, DISTRIB, PAYROLL CHECKS

CHECK	TYPE	DATE	VENDOR	VENDOR	STATUS/DATE	BANK CODE	CHECK AMOUNT
098556	W	10/03/2019	Ward's Science	034622	RECONCILED:10/31/2019		730.00
098557	W	10/03/2019	William Bonner	880164	RECONCILED:10/31/2019	1	65.00
098558	W	10/03/2019	William Cooper	880166	RECONCILED:10/31/2019	1	65.00
098559	W	10/10/2019	C H Health Services Co Mercy Health Occup Health	002395	RECONCILED:10/31/2019		204.00
098560	W	10/10/2019	Champion City Photography LLC	034326	RECONCILED:10/31/2019	1	300.00
098561	W	10/10/2019	Dean Foods	010970	RECONCILED:10/30/2019	1	300.51
098562	W	10/10/2019	DeLille Oxygen	032874	RECONCILED:10/31/2019		1,001.85
098563	W	10/10/2019	District 9 Coaches Association c/o Tom Rettig, Treasurer	034545	RECONCILED:10/31/2019	1	50.00
098564	W	10/10/2019	ESGI Software	035046			864.00
098565	W	10/10/2019	Flagway House	030851	RECONCILED:10/31/2019		176.78
098566	W	10/10/2019	Geer Gas Corporation	010097	RECONCILED:10/31/2019		19.80
098567	W	10/10/2019	GORDON FOOD SERVICE	014629	RECONCILED:10/31/2019	1	1,594.37
098568	W	10/10/2019	GREENON HIGH SCHOOL ATHLETICS DEPT	007525	RECONCILED:10/31/2019	1	180.00
098569	W	10/10/2019	HF Group - Ohio	033597	RECONCILED:10/31/2019		79.12
098570	W	10/10/2019	OHIO FCCLA	010175	RECONCILED:10/31/2019	(Multi-bank check)	945.00
098571	W	10/16/2019	VECTREN ENERGY DELIVERY	003350	RECONCILED:10/31/2019		176.18
098572	W	10/16/2019	W. R. HACKETT INC.,	005223	RECONCILED:10/31/2019	1	386.35
098573	W	10/16/2019	H. W. MANN & SONS	007650	RECONCILED:10/31/2019		320.00
098574	W	10/16/2019	NASCO	008682	RECONCILED:10/31/2019		112.50
098575	W	10/16/2019	SHOEMAKER'S HOME CENTER	011950	RECONCILED:10/31/2019		83.98
098576	W	10/16/2019	MILLER'S TEXTILE SERVICE	012700	RECONCILED:10/31/2019		461.95
098577	W	10/16/2019	RODNEY GETZ	012922		1	300.00
098578	W	10/16/2019	PCM-G, Inc.	030141	RECONCILED:10/31/2019		6,387.74
098579	W	10/16/2019	ALL AMERICAN SPORTS CORP RIDDELL/ALL AMERICAN	031115	RECONCILED:10/31/2019	1	4,713.25
098580	W	10/16/2019	WILSON PRINTING AND GRAPHICS	031158			350.28
098581	W	10/16/2019	PHIL LOUDIN	032060	RECONCILED:10/31/2019	1	65.00
098582	W	10/16/2019	Thomas Geyer	032741	RECONCILED:10/31/2019	1	140.00
098583	W	10/16/2019	Scholastic Inc	032833	RECONCILED:10/31/2019		274.65
098584	W	10/16/2019	Mich Adams	032911	RECONCILED:10/31/2019	1	70.00
098585	W	10/16/2019	Jacob Rosales	034805	RECONCILED:10/31/2019	1	80.00
098586	W	10/16/2019	Bob White	034940	RECONCILED:10/31/2019	1	60.00
098587	W	10/16/2019	Turf Nerd Lawn Care	035111	RECONCILED:10/31/2019		507.00
098588	W	10/16/2019	Brett Prince	035114	RECONCILED:10/31/2019	1	65.00
098589	W	10/16/2019	Lowell Page	035116	RECONCILED:10/31/2019	1	65.00
098590	W	10/16/2019	Chase Starr	035117		1	65.00
098591	W	10/16/2019	Walter Haverfield LLP	880130	RECONCILED:10/31/2019		3,588.45
098592	W	10/16/2019	Sam Stucky	880148	RECONCILED:10/31/2019	1	350.00
098593	W	10/16/2019	Jacob Sharrett	880158		1	80.00
098594	W	10/16/2019	Neal Davis	880172		1	116.00
098595	W	10/16/2019	William Beeler	880173	RECONCILED:10/31/2019	1	70.00
098596	W	10/16/2019	Shawn Wiley	880174	RECONCILED:10/31/2019	1	65.00
098597	W	10/16/2019	Christopher Chaney	880175	RECONCILED:10/31/2019	1	65.00
098598	W	10/22/2019	Pitney Bowes Reserve Account	011099	RECONCILED:10/31/2019		2,500.00
098700	W	10/23/2019	Al Able Pest Doctors	034985	RECONCILED:10/31/2019	(Multi-bank check)	526.00
098701	W	10/23/2019	AED Superstore	034522	RECONCILED:10/31/2019		1,224.00
098702	W	10/23/2019	American Fidelity Administrive Services, LLC	034825	RECONCILED:10/30/2019		42.25

Date: 11/04/2019
Time: 12:36 pm

SOUTHEASTERN LOCAL SCHOOL
SORT BY CHECK NUMBER
CHECK DATES BETWEEN 10/01/2019 AND 10/31/2019
WARRANT, REFUND, MEMO, INVEST, TRANSFER, DISTRIB, PAYROLL CHECKS

Page: 3
(CHEKPY)

CHECK	TYPE	DATE	VENDOR	VENDOR	STATUS/DATE	BANK CODE	CHECK AMOUNT
098703	W	10/23/2019	Bakers Locksmithing Services	035024			487.50
098704	W	10/23/2019	BOB POWERS	000057	RECONCILED:10/31/2019	1	70.00
098705	W	10/23/2019	Bob White	034940	RECONCILED:10/31/2019	1	30.00
098706	W	10/23/2019	Brad Oiler	035098	RECONCILED:10/31/2019	1	50.00
098707	W	10/23/2019	Brody Hannan	880182	RECONCILED:10/31/2019	1	40.00
098708	W	10/23/2019	Brody Hannan	880054	RECONCILED:10/31/2019	1	40.00
098709	W	10/23/2019	Charles Smiddy	032681	RECONCILED:10/31/2019	1	80.00
098710	W	10/23/2019	Christopher Leapley	880056		1	40.00
098711	W	10/23/2019	CK Signs & Apparel	035167	RECONCILED:10/31/2019		775.00
098712	W	10/23/2019	CLARK COUNTY EDUCATIONAL SERVICE CENTER	002300	RECONCILED:10/30/2019		100,971.31
098713	W	10/23/2019	Dave Leapley	880180		1	40.00
098714	W	10/23/2019	DAYTON POWER AND LIGHT COMPANY	032183	RECONCILED:10/31/2019		4,740.48
098715	W	10/23/2019	De Lage Landen	034335			2,162.00
098716	W	10/23/2019	Dean Foods	010970	RECONCILED:10/30/2019	1	692.10
098717	W	10/23/2019	DeLille Oxygen	032874	RECONCILED:10/31/2019		203.04
098718	W	10/23/2019	Don O'Connor	880183		1	40.00
098719	W	10/23/2019	EAI Education	032633	RECONCILED:10/31/2019		18.95
098720	W	10/23/2019	Ennis Britton Co., LPA	034718	RECONCILED:10/31/2019		190.00
098721	W	10/23/2019	FOLLETT LIBRARY RESOURCES	004489	RECONCILED:10/31/2019		205.57
098722	W	10/23/2019	George Snyder	035210		1	58.00
098723	W	10/23/2019	Good Valley Water LLC Stephen C Valley	880179	RECONCILED:10/31/2019		294.00
098724	W	10/23/2019	GORDON FOOD SERVICE	014629	RECONCILED:10/31/2019	1	3,985.26
098725	W	10/23/2019	Habitec Security	032464	RECONCILED:10/31/2019		485.85
098726	W	10/23/2019	Hershey Creamery Co	035076	RECONCILED:10/31/2019	1	179.52
098727	W	10/23/2019	J.W. Pepper-Georgia Distrib.	032676			1,666.07
098728	W	10/23/2019	James Bland	034014	RECONCILED:10/31/2019	1	40.00
098729	W	10/23/2019	James McCutcheon	880027	RECONCILED:10/31/2019	1	58.00
098730	W	10/23/2019	Karl Miller	033449	RECONCILED:10/31/2019	1	58.00
098731	W	10/23/2019	Kelton Gray	035211		1	40.00
098732	W	10/23/2019	Kermit Redmon	035161		1	40.00
098733	W	10/23/2019	KINCAIDS	006764	RECONCILED:10/31/2019		228.41
098734	W	10/23/2019	Levin Porter Associates, Inc	035178			2,796.00
098735	W	10/23/2019	Mark Miller	880038		1	40.00
098736	W	10/23/2019	MECHANICSBURG HI SCHOOL ATHLETIC DEPT.	008142	RECONCILED:10/31/2019	1	50.00
098737	W	10/23/2019	MILLER'S TEXTILE SERVICE	012700	RECONCILED:10/31/2019		210.86
098738	W	10/23/2019	NEOLA, Inc.	032628			650.00
098739	W	10/23/2019	OHIO HERITAGE CONFERENCE Ted Williams, Commissioner	031858		1	292.00
098740	W	10/23/2019	OHIO SCHOOL BOARD ASSOCIATION	010262	RECONCILED:10/31/2019		620.00
098741	W	10/23/2019	PCM-G, Inc.	030141	RECONCILED:10/31/2019		255.00
098742	W	10/23/2019	PEPSI	010375	RECONCILED:10/31/2019	1	2,885.49
098743	W	10/23/2019	Robert Shaw	032705	RECONCILED:10/31/2019	1	40.00
098744	W	10/23/2019	Scholastic Book Clubs, Inc.	032435	RECONCILED:10/31/2019		329.67
098745	W	10/23/2019	School Nurse Supply	032500	RECONCILED:10/31/2019		1,024.95
098746	W	10/23/2019	School Specialty Inc.	034604	RECONCILED:10/30/2019		311.48
098747	W	10/23/2019	School Specialty: Office Supplies	034639	RECONCILED:10/31/2019		117.50
098748	W	10/23/2019	Scott Preston	034811		1	40.00
098749	W	10/23/2019	Scott Quinn	880181		1	58.00

SOUTHEASTERN LOCAL SCHOOL
 SORT BY CHECK NUMBER
 CHECK DATES BETWEEN 10/01/2019 AND 10/31/2019
 WARRANT, REFUND, MEMO, INVEST, TRANSFER, DISTRIB, PAYROLL CHECKS

CHECK	TYPE	DATE	VENDOR	VENDOR	STATUS/DATE	BANK CODE	CHECK AMOUNT
098750	W	10/23/2019	SHOEMAKER'S GROCERY	011900	RECONCILED:10/31/2019	1	23.94
098751	W	10/23/2019	Therapy Shoppe	033513	RECONCILED:10/31/2019		136.92
098752	W	10/23/2019	Tri-County Electric, LLC	880058	RECONCILED:10/30/2019	1	390.00
098753	W	10/23/2019	VECTREN ENERGY DELIVERY	003350	RECONCILED:10/31/2019		113.07
098754	W	10/23/2019	W. R. HACKETT INC.,	005223	RECONCILED:10/31/2019	1	789.75
098755	W	10/23/2019	Little Maize at Darby Creek	034496	RECONCILED:10/31/2019		360.00
098756	W	10/23/2019	People Helping People	033822			50.00
098757	W	10/25/2019	DAYTON POWER AND LIGHT COMPANY	032183			13,899.03
098758	W	10/28/2019	DARRICK RIGGS	032170	RECONCILED:10/30/2019		99.76
997076	C	10/04/2019	PAYROLL	900005		(Multi-bank check)	241,756.24
997078	C	10/18/2019	PAYROLL	900005		(Multi-bank check)	249,722.51
997079	M	10/28/2019	RETIREMENT STRS	900001			59,603.32
997080	M	10/28/2019	RETIREMENT SERS	900002		(Multi-bank check)	14,773.76
997081	M	10/28/2019	PAYROLL	900005		(Multi-bank check)	6,622.82
997082	M	10/28/2019	FOUNDATION	900014			46,810.20
997083	M	10/28/2019	EPC-Self-Funded Medical Plan	900052		1 (Multi-bank check)	71,356.22
997084	M	10/28/2019	EPC Dental/Vision Benefit Plan Dental Plan	900053		(Multi-bank check)	4,133.01
997085	M	10/28/2019	EPC-Dental/Vision Benefit Plan Vision Plan	900054		(Multi-bank check)	1,280.20
997086	M	10/28/2019	Sun Life Assurance Company of Canada	900055		(Multi-bank check)	414.52
997087	M	10/30/2019	AUDITOR & TREAS. FEES	900034			3,369.12
997088	M	10/30/2019	SECURITY NATIONAL BANK	900042		(Multi-bank check)	1,979.69
997090	M	10/30/2019	CORRECTING ENTRY	900038			2.88
997091	M	10/31/2019	SECURITY NATIONAL BANK	900042			100.00
V VOIDED CHECKS			0	CHECK TOTALS			0.00
R RECONCILED CHECKS			127	CHECK TOTALS			405,427.17
W WARRANT CHECKS			151	CHECK TOTALS			429,659.05
M MEMO CHECKS			12	CHECK TOTALS			210,445.74
B REFUND CHECKS			0	CHECK TOTALS			0.00
I INVESTMENT CHECKS			0	CHECK TOTALS			0.00
T TRANSFER CHECKS			0	CHECK TOTALS			0.00
D DISTRIBUTION CHECKS			0	CHECK TOTALS			0.00
C PAYROLL CHECKS			2	CHECK TOTALS			491,478.75
MISSING CHECKS			0				
** TOTAL CHECKS (LESS VOIDED)			165	** TOTAL NET			1,131,583.54
*** TOTAL CHECKS WRITTEN			165	*** GRAND TOTALS			1,131,583.54

SOUTHEASTERN LOCAL SCHOOLS
GENERAL ACCOUNT RECONCILIATION

10/31/19

Treasurer's Balance	\$ 7,865,927.54
	\$ -
	\$ -
	\$ -
	<u>\$ 7,865,927.54</u>

Bank Balance	
AP (0690)	\$ 50,201.00
Payroll Interest	\$ 1.07
ICS DDA (8151)	\$ 272,034.88
Point of Sales (7538)	\$ 44,094.45
Red Tree (US Bank 0998)	\$ 5,320,379.72
ICS MMA (5475)	<u>\$ 2,211,181.05</u>
	\$ 7,897,892.17

Outstanding Checks	<u>\$ 32,679.27</u>
	<u>\$ 7,865,212.90</u>

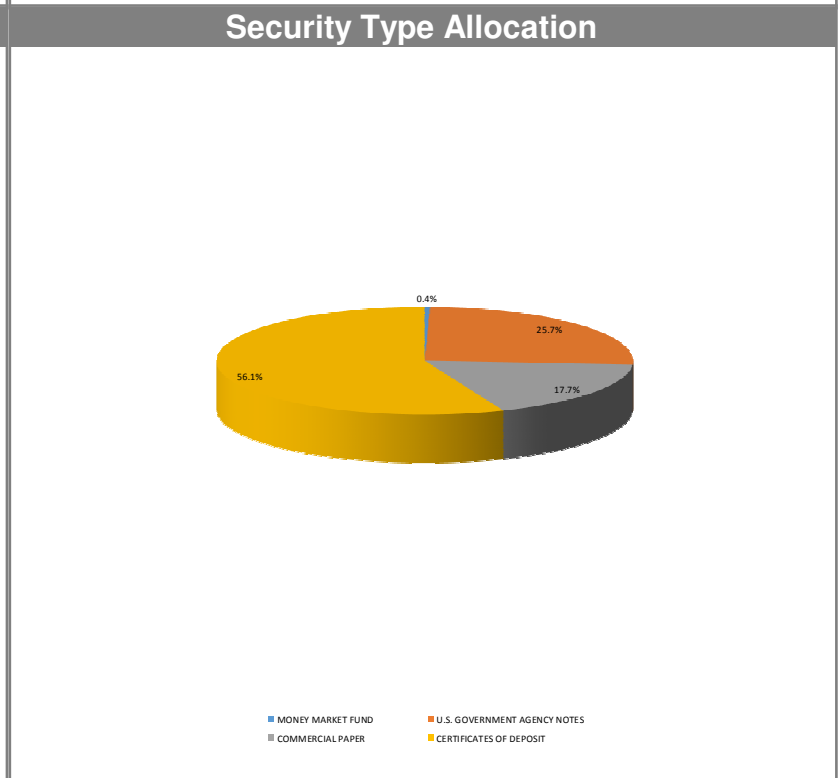
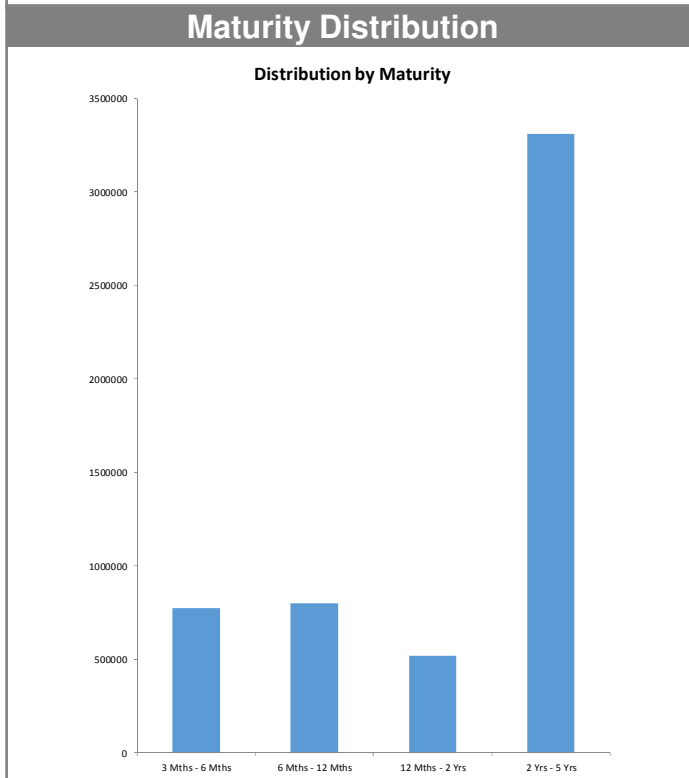
Movie	\$ 425.00	
PY Difference	\$ (5.58)	
Payroll Interest-September	\$ 4.44	
Medicare Payroll Overage	\$ 62.42	
Credit Card Overpayment	\$ 196.08	
Payroll Transfers	\$ 67.39	
July Difference	\$ (35.11)	
		\$ 714.64

Adjusted Bank Balance	<u>\$ 7,865,927.54</u>
-----------------------	------------------------

Difference	\$ -
------------	------

Monthly Investment Summary
Southeastern Local Schools
US Bank Custodian Acct Ending x70998
 October 31, 2019

Monthly Cash Flow Activity		Market Value Summary				
From 09-30-19 through 10-31-19		Security Type	Market Value	Pct. Assets	Avg Yield at Cost	Wght Avg Mat
Beginning Book Value	5,314,882.18	Money Market Fund				
Contributions	0.00	MONEY MARKET FUND	22,080.30	0.4	1.69	0.00
Withdrawals	0.00	Fixed Income				
Prior Month Management Fees	-676.57	U.S. GOVERNMENT AGENCY NOTES	1,388,492.61	25.6	1.83	1.40
Realized Gains/Losses	0.00	Accrued Interest	6,551.33	0.1		
Gross Interest Earnings	6,174.11	Commercial Paper				
Ending Book Value	5,320,379.72	COMMERCIAL PAPER	956,047.70	17.6	2.08	0.50
		Certificate of Deposit				
		CERTIFICATES OF DEPOSIT	3,028,997.89	55.9	2.67	3.24
		Accrued Interest	18,235.32	0.3		
		TOTAL PORTFOLIO	5,420,405.15	100.0	2.35	2.27


Disclosures:

RedTree's internal accounting system is used as the source of the market value of this account. Although obtained from a source believed to be reliable, we cannot guarantee its accuracy. You should review all account statements provided by the custodian and compare with the statements provided by RedTree.

Portfolio Holdings Report
Southeastern Local Schools
US Bank Custodian Acct Ending x70998
 October 31, 2019

Quantity	Cusip	Security Description	Moody's	S&P	Cost Basis	Market Value	Yield at Cost	Wtd Maturity	Purchase Date
U.S. GOVERNMENT AGENCY NOTES									
325,000	3136G3J71	Federal Natl Mtg Assoc 1.420% Due 07-27-20	Aaa	AA+	325,000.00	324,310.68	1.42	0.73	07-27-16
290,000	3135G0Q97	Federal Natl Mtg Assoc 1.500% Due 10-28-20	Aaa	AA+	290,000.00	289,348.23	1.50	0.98	10-28-16
515,000	3136G34Y8	Federal Natl Mtg Assoc 1.600% Due 08-24-21	Aaa	AA+	515,000.00	514,692.65	1.60	1.78	08-30-16
260,000	3134GSA96	Federal Home Ln Mtg 3.150% Due 11-15-21	Aaa	AA+	260,000.00	260,141.05	3.15	1.94	11-15-18
	Accrued Interest					6,551.33			
					1,390,000.00	1,395,043.94	1.83	1.40	
CERTIFICATES OF DEPOSIT									
246,000	17312Q2P3	Citibank NA, SD 2.900% Due 02-07-22			245,754.00	251,971.90	2.94	2.18	02-07-19
246,000	87270LBT9	TIAA FSB, FL 2.850% Due 02-22-22			245,754.00	251,771.41	2.89	2.22	02-22-19
246,000	02007GJD6	Ally Bank, UT 2.700% Due 03-21-22			245,877.00	251,045.71	2.71	2.30	03-26-19
246,000	7954502A2	Sallie Mae Bank, UT 2.750% Due 03-21-22			245,569.50	251,332.54	2.81	2.30	03-21-19
246,000	33847E2J5	Flagstar Bank FSB, MI 2.500% Due 06-13-22			245,926.20	250,066.87	2.51	2.50	06-12-19
249,000	949763YK6	Wells Fargo Bank, SD 2.850% Due 03-13-23			248,564.25	255,964.03	2.91	3.18	03-13-19
246,000	61690UGW4	Morgan Stanley Bank, UT 2.600% Due 06-06-23			245,508.00	251,962.06	2.65	3.39	06-06-19
246,000	61760AF46	Morgan Stanley Private Bank, NY 2.600% Due 06-06-23			246,000.00	251,962.06	2.60	3.39	06-10-19
249,000	90348JJQ4	UBS Bank USA, UT 2.900% Due 04-03-24			248,875.50	259,331.26	2.93	4.12	04-03-19
246,000	38149MAZ6	Goldman Sachs Bank USA, NY 2.700% Due 06-05-24			245,877.00	254,294.38	2.71	4.27	06-10-19
247,000	14042TBQ9	Capital One Bank USA, Glen Allen, VA 2.250% Due 08-07-24			246,506.00	250,490.60	2.29	4.49	08-07-19
247,000	14042RMW8	Capital One, NA, Mclean, VA 2.100% Due 08-14-24			246,629.50	248,805.08	2.13	4.52	08-16-19
	Accrued Interest					18,235.32			
					2,956,840.95	3,047,233.21	2.67	3.24	
COMMERCIAL PAPER									
260,000	62479LD93	MUFG Bank 0.000% Due 04-09-20	P-1	A-1	255,831.19	257,849.80	2.21	0.44	07-18-19
260,000	17327ADM6	Citigroup 0.000% Due 04-21-20	P-1	A-1	255,788.00	257,688.60	2.20	0.48	07-26-19
260,000	46640PDM2	JP Morgan 0.000% Due 04-21-20	P-1	A-1	257,556.00	257,688.60	1.90	0.48	10-24-19
185,000	89233GFG6	Toyota Motor Credit 0.000% Due 06-16-20	P-1	A-1+	182,283.28	182,820.70	2.01	0.63	09-23-19
					951,458.47	956,047.70	2.08	0.50	
MONEY MARKET FUND									
	USBMMF	First American Treasury Obligations Fund			22,080.30	22,080.30	1.69		
TOTAL PORTFOLIO					5,320,379.72	5,420,405.15	2.35	2.27	

Disclosures:

RedTree's internal accounting system is used as the source of the market value of this account. Although obtained from a source believed to be reliable, we cannot guarantee its accuracy. You should review all account statements provided by the custodian and compare with the statements provided by RedTree.

Questions? Call 888.596.2293 or email info@redtreeinv.com