

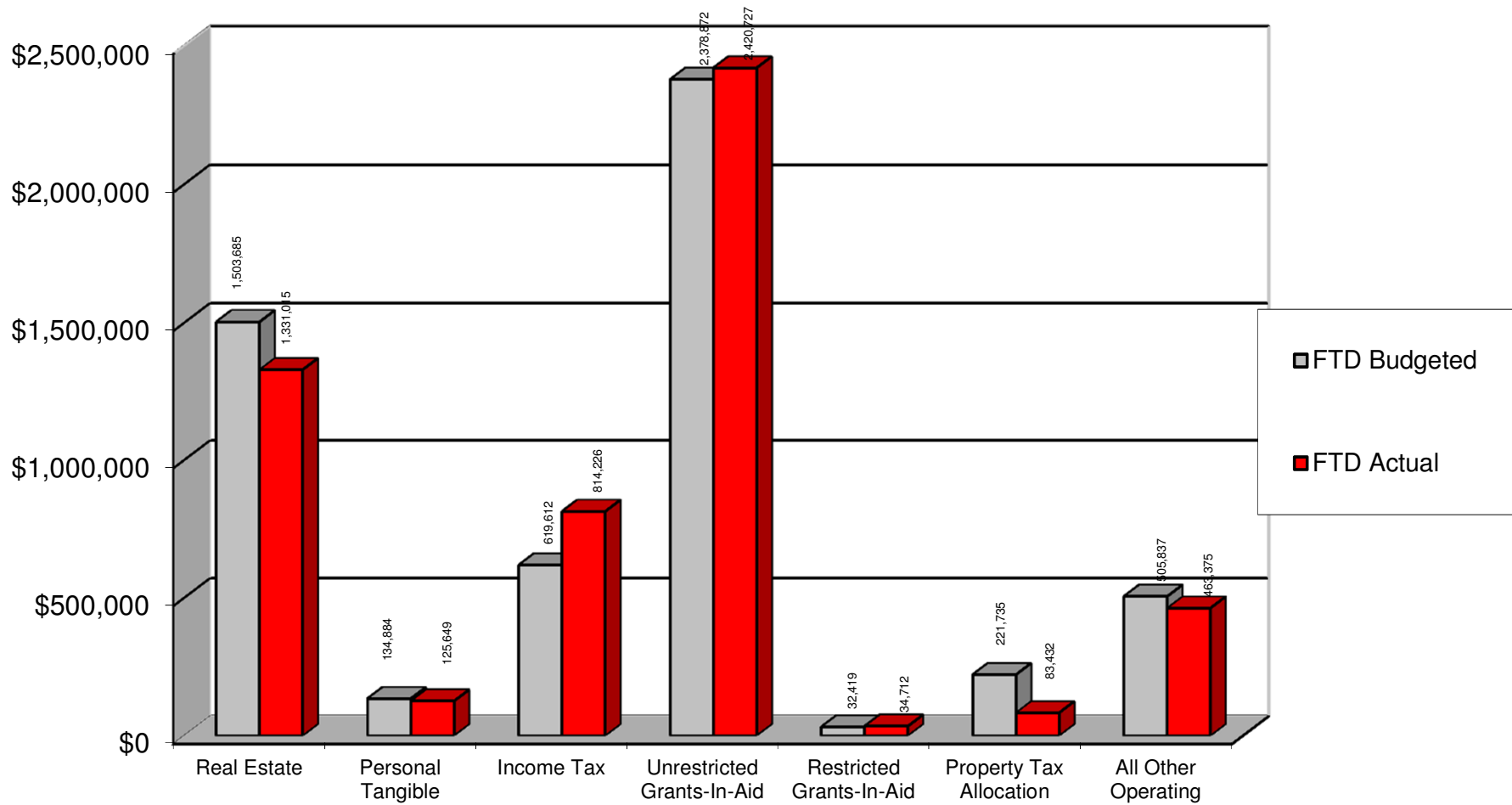
SOUTHEASTERN LOCAL SCHOOL DISTRICT

FINANCIAL REPORT

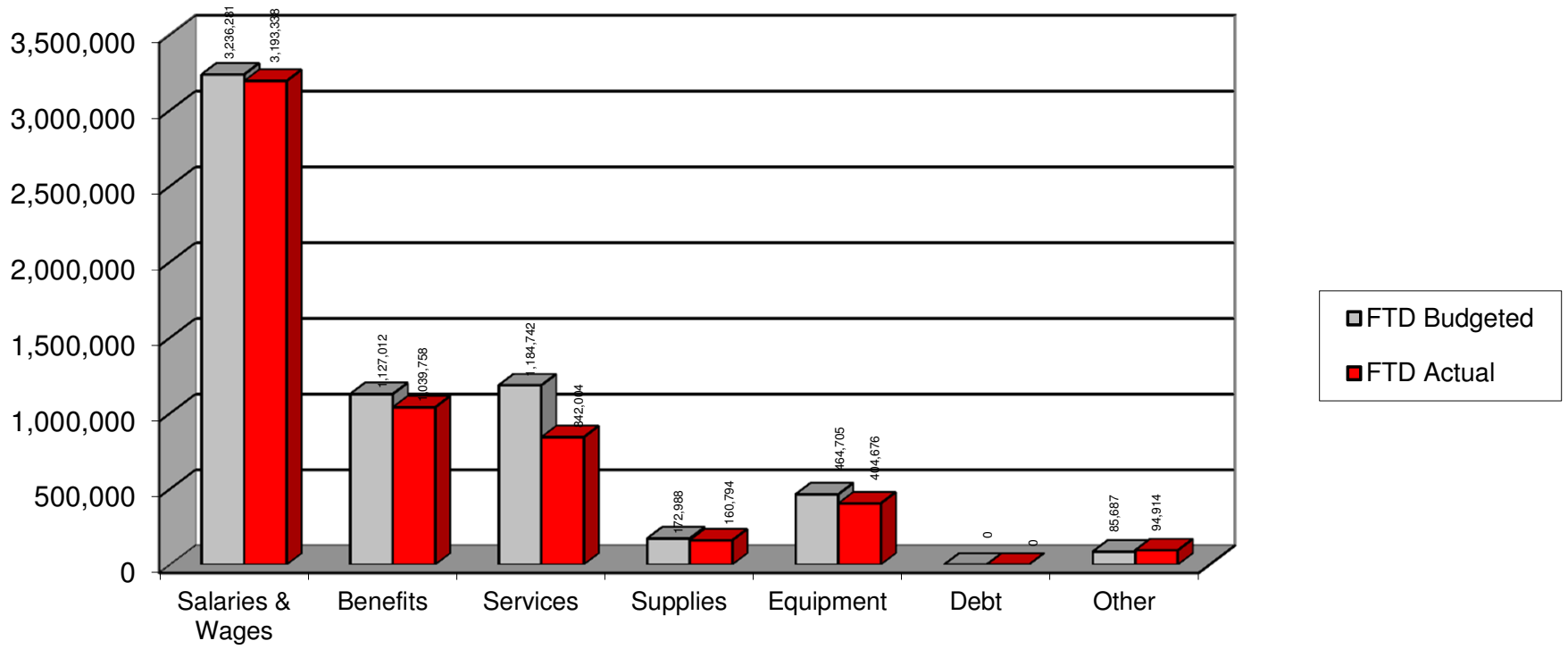
01/31/2019



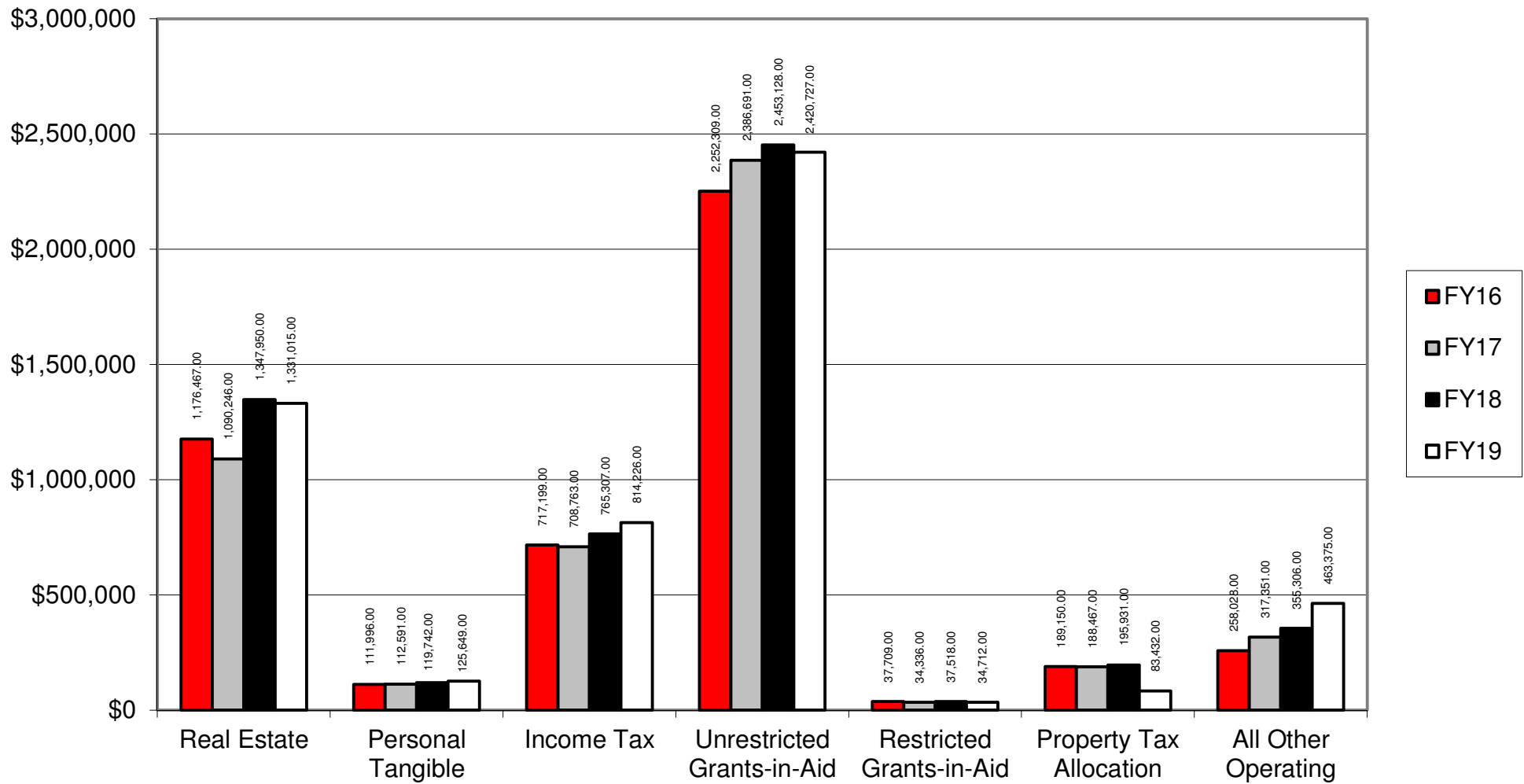
FTD BUDGETED vs. FTD ACTUAL



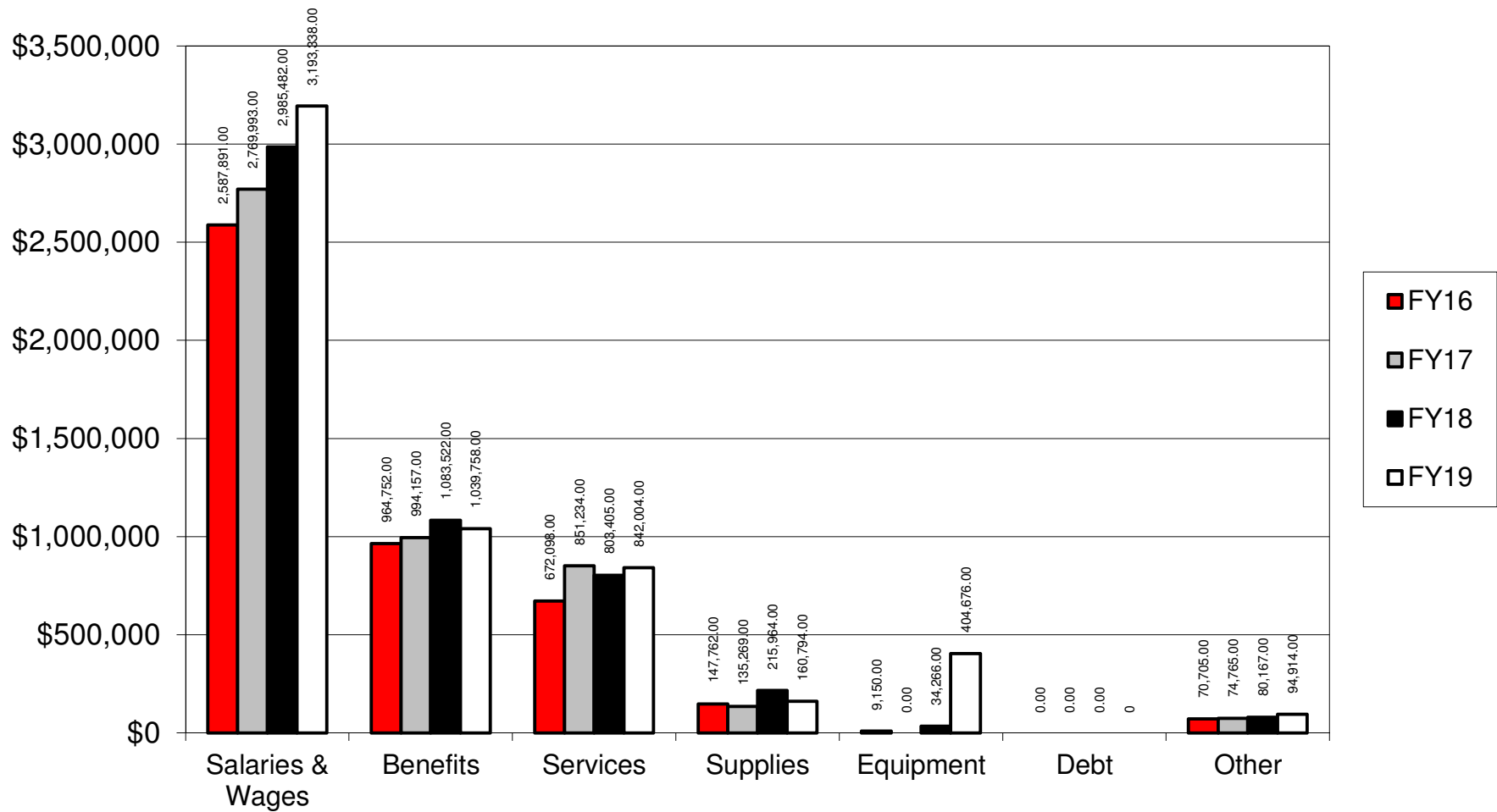
FTD BUDGETED vs. FTD ACTUAL



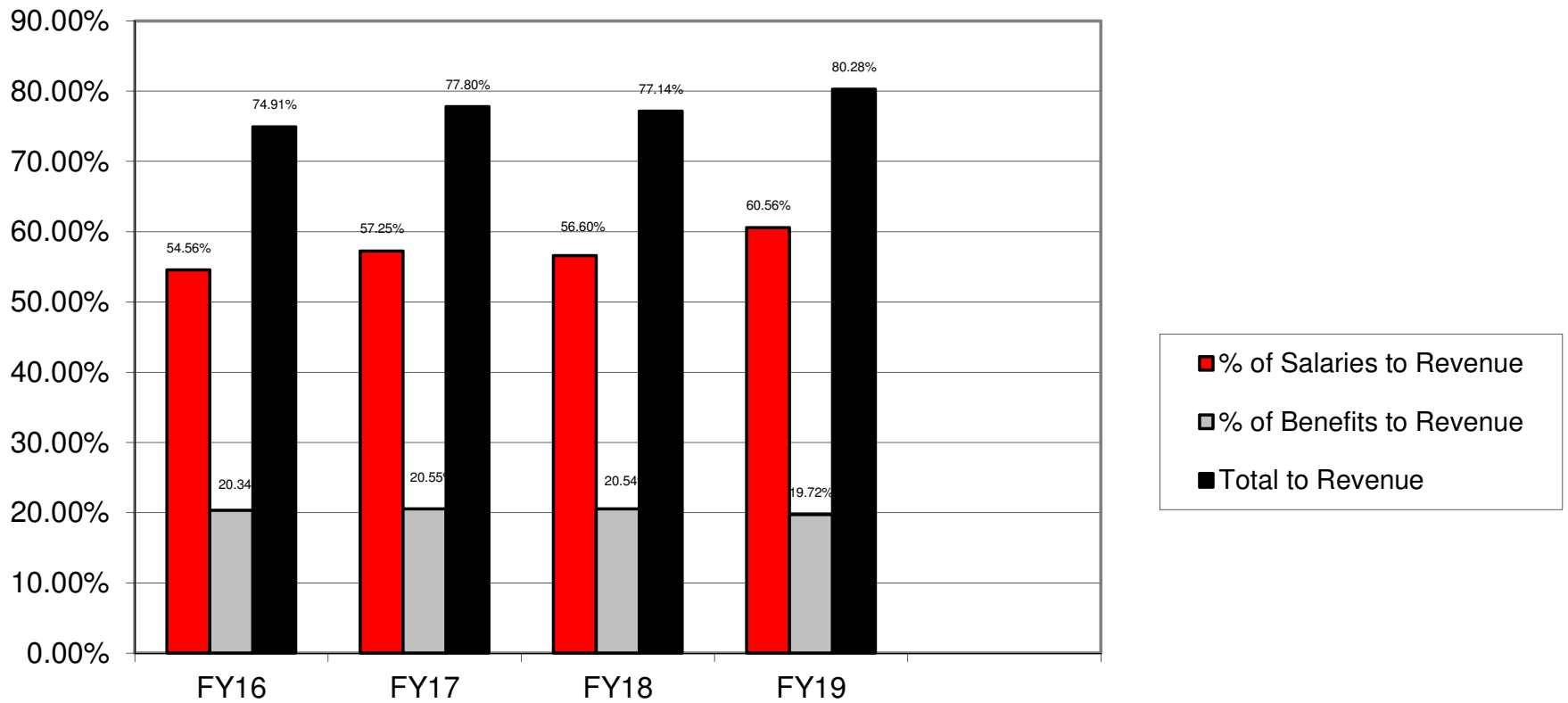
HISTORICAL REVENUE



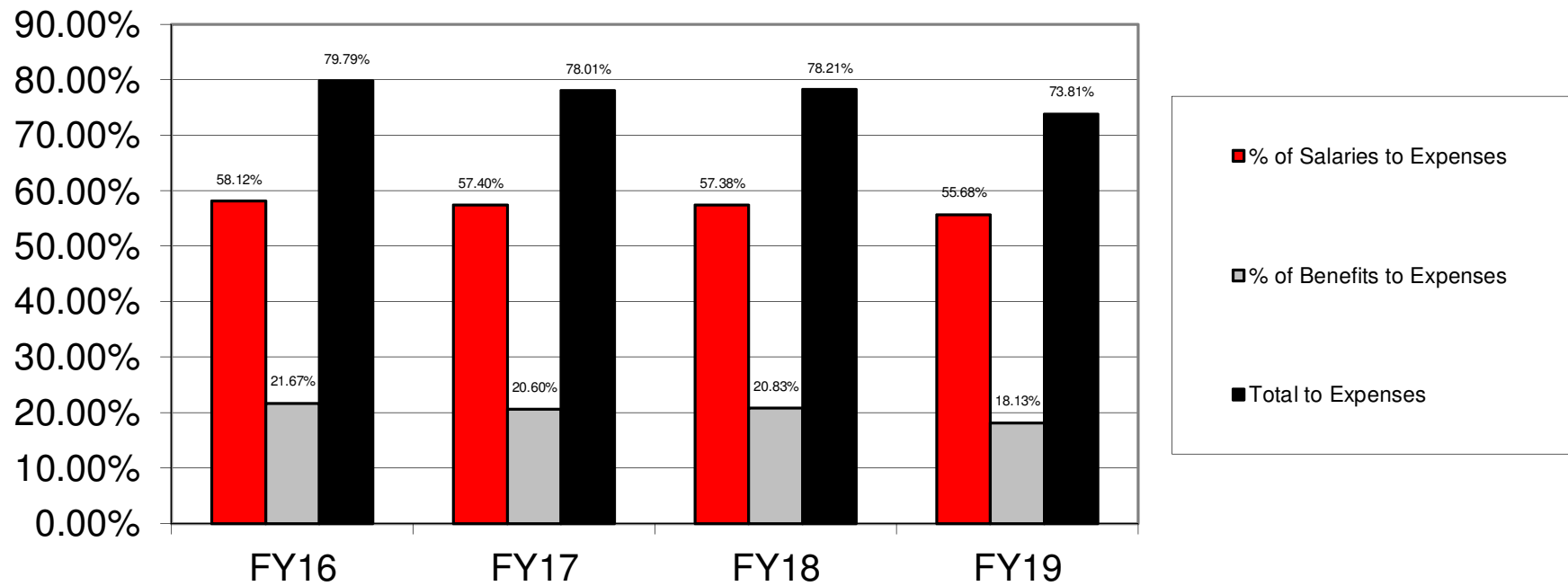
HISTORICAL EXPENDITURES



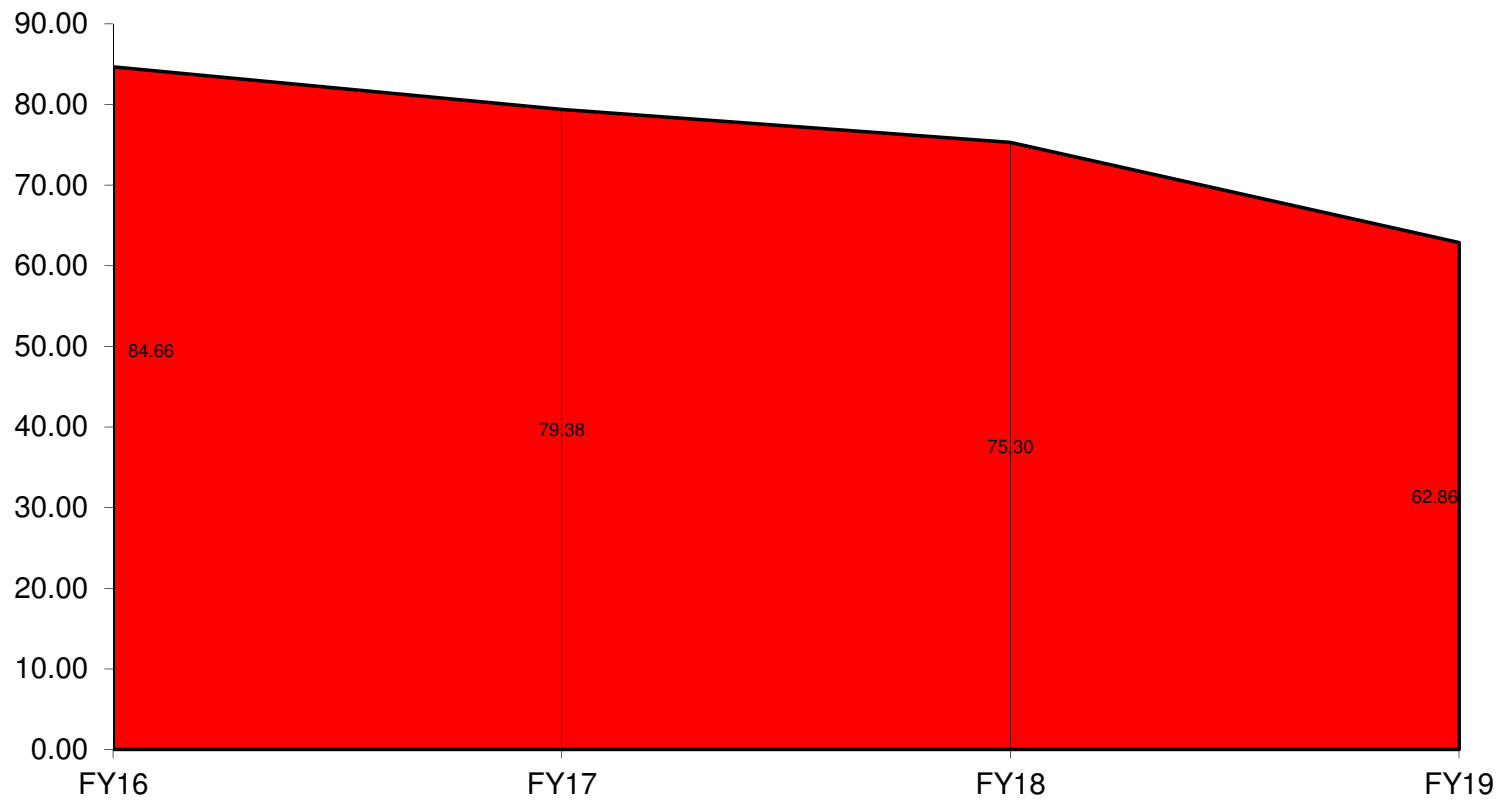
% OF SALARIES AND BENEFITS TO REVENUE



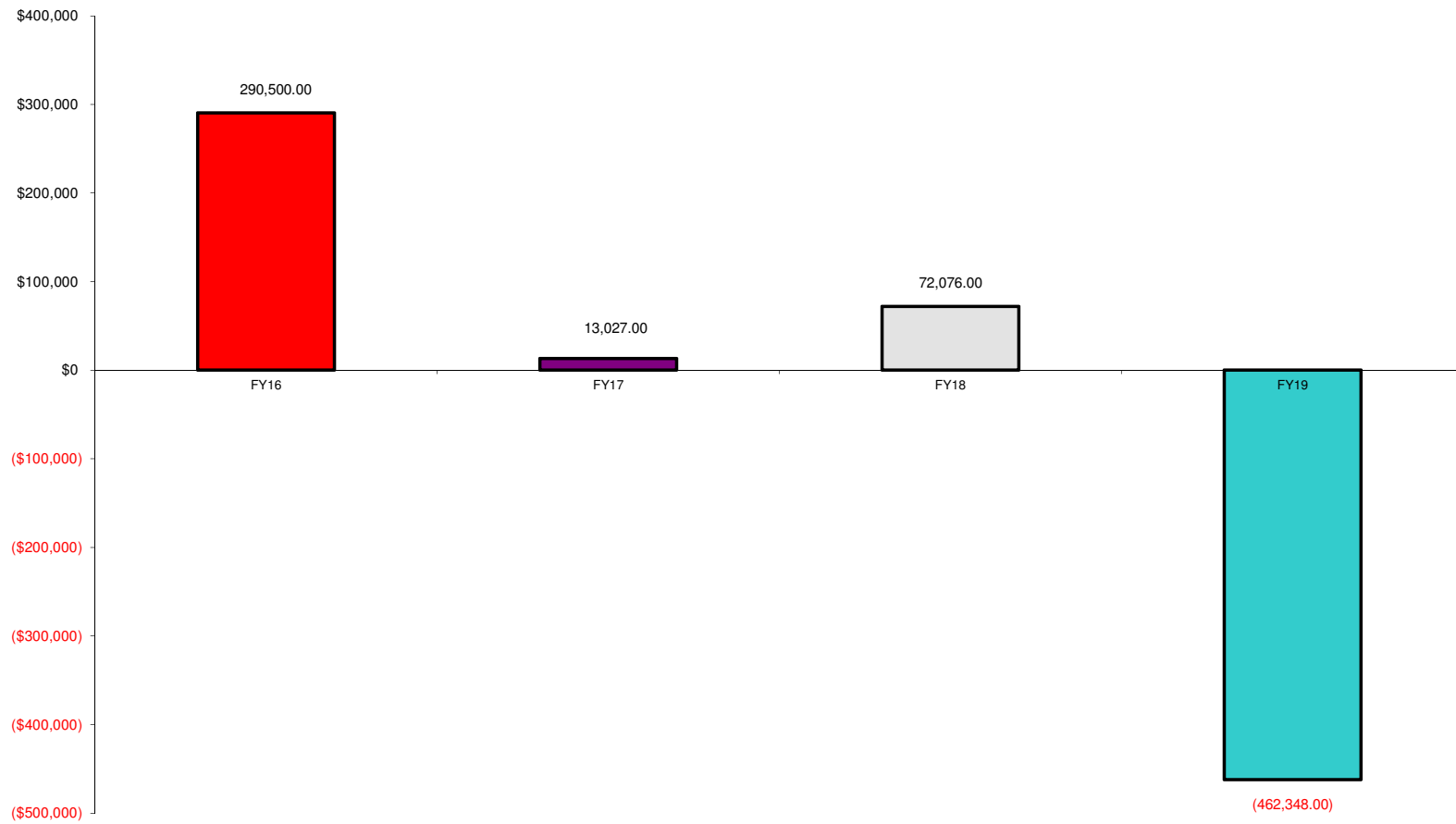
% OF SALARIES AND BENEFITS TO EXPENDITURES



Days of Operating Cash



SURPLUS/DEFICIT



**MONTHLY BUDGET VARIANCE
SOUTHEASTERN LOCAL SCHOOLS**

	FTD Budgeted	FTD Actual	Variance	Percentage Variance	MTD Budgeted	MTD Actual	Variance	Percentage Variance
REVENUE								
General Property (Real Estate)	\$1,503,685	\$1,331,015	(\$172,670)	-11.48%	\$0	\$164,300	\$164,300	-
Tangible Personal Property	134,884	125,649	(9,235)	-6.85%	\$0	0	0	-
Income Tax	619,612	814,226	194,614	31.41%	\$0	218,182	218,182	-
Unrestricted Grants-In-Aid	2,378,872	2,420,727	41,855	1.76%	\$340,033	349,213	9,180	2.70%
Restricted Grants-In-Aid	32,419	34,712	2,293	7.07%	\$4,634	3,382	(1,252)	-27.02%
Restricted Grants-In-Aid - SFSF	0	0	0	-	\$0	0	0	-
Property Tax Allocation	221,735	83,432	(138,303)	-62.37%	\$31,695	0	(31,695)	-100.00%
All Other Operating Revenue	505,837	463,375	(42,462)	-8.39%	72,304	51,670	(20,634)	-28.54%
TOTAL REVENUE	\$5,397,044	\$5,273,136	(\$123,908)	-2.30%	\$448,665	\$786,747	\$338,082	75.35%
EXPENDITURES								
Salaries & Wages	\$3,236,281	\$3,193,338	\$42,943	-1.33%	\$462,590	\$445,171	\$17,419	-3.77%
Benefits	\$1,127,012	\$1,039,758	87,254	-7.74%	161,094	75,252	85,842	-53.29%
Services	\$1,184,742	\$842,004	342,738	-28.93%	169,346	147,749	\$21,597	-12.75%
Supplies	\$172,988	\$160,794	12,194	-7.05%	24,727	20,070	4,657	-18.83%
Equipment	\$464,705	\$404,676	60,029	-12.92%	66,424	87,223	(\$20,799)	31.31%
Debt	\$0	\$0	0	-	0	0	0	-
Other	\$85,687	\$94,914	(9,227)	10.77%	12,248	11,451	797	-6.51%
TOTAL EXPENSES	\$6,271,416	\$5,735,484	\$535,932	-8.55%	\$896,429	\$786,916	\$109,513	-12.22%
SURPLUS/DEFICIT	(\$874,372)	(\$462,348)	\$412,024	-47.12%	(\$447,763)	(\$169)	\$447,594	-99.96%
OTHER USES/SOURCES								
Transfers/Advances In	400,461	399,536	(925)	-0.23%	0	0	0	-
Transfers/Advances Out	0	0	0	-	0	0	0	-
All Other Financing Sources/(Uses)	17,380	25,905	8,525	49.05%	664	0	\$664	-100.00%
NET SOURCES/USES	417,841	425,441	7,600	1.82%	664	0	664	-100.00%
BEGINNING CASH	\$6,792,758	\$6,792,753	(\$5)	0.00%	\$7,452,866	\$7,188,700	(\$264,166)	-3.54%
ENDING CASH	\$6,336,227	\$6,755,846	\$419,619	6.62%	\$7,005,767	\$7,188,531	\$182,764	2.61%
ENCUMBRANCES	\$629,139	\$940,406	\$311,267	49.48%	\$629,139	\$1,096,236	\$467,097	74.24%
BUDGET RESERVE	\$0	\$0			\$0	\$0		
UNENCUMBERED CASH	\$5,707,088	\$5,815,440	\$108,352	1.90%	\$6,376,628	\$6,092,295	(\$284,333)	-4.46%

**HISTORICAL COMPARISON BY OBJECT
SOUTHEASTERN LOCAL SCHOOLS**

	FY 16 7/15-01/16	FY 17 7/16-01/17	% of Change	FY 18 7/17-01/18	% of Change	FY 19 7/18-01/19	% of Change
REVENUE							
General Property (Real Estate)	\$1,176,467	\$1,090,246	-7.33%	\$1,347,950	23.64%	\$1,331,015	-1.26%
Tangible Personal Property	111,996	112,591	0.53%	119,742	6.35%	125,649	4.93%
Income Tax	717,199	708,763	-1.18%	765,307	7.98%	814,226	6.39%
Unrestricted Grants-in-Aid	2,252,309	2,386,691	5.97%	2,453,128	2.78%	2,420,727	-1.32%
Restricted Grants-in-Aid	37,709	34,336	-8.94%	37,518	9.27%	34,712	-7.48%
Restricted Grants-in-Aid - SFSF	0	0	-	0	-	0	-
Property Tax Allocation	189,150	188,467	-0.36%	195,931	3.96%	83,432	-57.42%
All Other Operating Revenue	258,028	317,351	22.99%	355,306	11.96%	463,375	30.42%
TOTAL REVENUE	\$4,742,858	\$4,838,445	2.02%	\$5,274,882	9.02%	\$5,273,136	-0.03%
EXPENDITURES							
Salaries & Wages	2,587,891	2,769,993	7.04%	2,985,482	7.78%	3,193,338	6.96%
Benefits	964,752	994,157	3.05%	1,083,522	8.99%	1,039,758	-4.04%
Services	672,098	851,234	26.65%	803,405	-5.62%	842,004	4.80%
Supplies	147,762	135,269	-8.45%	215,964	59.66%	160,794	-25.55%
Equipment	9,150	0	-100.00%	34,266	-	404,676	1080.98%
Debt	0	0	-	0	-	0	-
Other	70,705	74,765	5.74%	80,167	7.23%	94,914	18.40%
TOTAL EXPENDITURES	\$4,452,358	\$4,825,418	8.38%	\$5,202,806	7.82%	\$5,735,484	10.24%
SURPLUS/DEFICIT	290,500	13,027	-95.52%	72,076	453.28%	(462,348)	-741.47%
OTHER SOURCES/USES							
Advances/Transfers In	279,051	291,995	4.64%	388,797	33.15%	399,536	2.76%
Advances/Transfers Out	1,000	0	-100.00%	0	-	0	-
All Other Financing Sources	3,000	142,850	4661.67%	24,756	-82.67%	25,905	4.64%
Debt Service	0	0	-	0	-	0	-
NET SOURCES/USES	281,051	434,845	54.72%	413,553	-4.90%	425,441	2.87%
BEGINNING CASH	\$5,988,692	\$6,590,282	10.05%	\$6,701,477	1.69%	\$6,792,753	1.36%
ENDING CASH	\$6,560,243	\$7,457,154	13.67%	\$7,059,451	-5.33%	\$6,755,846	-4.30%
ENCUMBRANCES	480,676	860,427	79.00%	\$860,427	0.00%	\$940,406	9.30%
UNENCUMBERED CASH	\$6,079,567	\$6,177,727	1.61%	\$6,318,663	2.28%	\$5,815,440	-7.96%
% of Salaries to Revenue	54.56%	57.25%		56.60%		60.56%	
% of Benefits to Revenue	20.34%	20.55%		20.54%		19.72%	
Total to Revenue	74.91%	77.80%		77.14%		80.28%	
Days of Operating Cash	84.66	79.38		75.30		62.86	

Southeastern Local Schools
Clark County, Ohio

General Fund Financial History/Projection

1/31/2019

Percent of Fiscal Year Complete

58.33%

	2018-19 Projection	2018-19 FYTD Actual	FYTD %
REVENUE			
General Property (Real Estate)	\$2,579,219.00	\$1,331,015.00	51.61%
Tangible Personal Property	\$231,362.00	\$125,649.00	54.31%
Income Tax	\$1,062,799.00	\$814,226.00	76.61%
Unrestricted Grants-in-Aid	\$4,080,398.00	\$2,420,727.00	59.33%
Restricted Grants-in-Aid	\$55,608.00	\$34,712.00	62.42%
Restricted Grants-in-Aid - SFSF	\$0.00	\$0.00	#DIV/0!
Property Tax Allocation	\$380,334.00	\$83,432.00	21.94%
All Other Operating Revenue	\$867,645.00	\$463,375.00	53.41%
TOTAL	\$9,257,365.00	\$5,273,136.00	56.96%
EXPENDITURES			
Salaries & Wages	\$5,551,083.00	\$3,193,338.00	57.53%
Benefits	\$1,933,125.00	\$1,039,758.00	53.79%
Services	\$2,032,147.00	\$842,004.00	41.43%
Supplies	\$296,721.00	\$160,794.00	54.19%
Equipment	\$797,093.00	\$404,676.00	50.77%
Debt	\$0.00	\$0.00	#DIV/0!
Other	\$146,976.00	\$94,914.00	64.58%
TOTAL	\$10,757,145.00	\$5,735,484.00	53.32%
SURPLUS/(DEFICIT)	(\$1,499,780.00)	(\$462,348.00)	

Southeastern Local Schools
Explanation of Checks Over \$5,000

01/01/2019 - 01/31/2019

Check #	Vendor Name	Amount	Explanation
097389	Cardinal Bus Sales and Service	\$85,800.00	New School Bus
097398	Clark County ESC	\$86,505.49	January Bill for Related Services
097401	Delaney Plumbing	\$8,300.00	Two Hot Water Tanks at Miami View
097429	R.D Holder Oil Co., Inc.	\$15,157.03	Fuel
996893	Payroll	\$241,166.23	Payroll for January 5, 2019
996895	Payroll	\$234,744.03	Payroll for January 20, 2019
996900	Foundation	\$110,317.92	County Board, STRS/SERS, Community Schools, Open Enrollment, ect...
996903	Payroll	\$6,340.01	Board Portion of Medicare
996904	Foundation	\$7,042.00	STRS Surcharge

-- Options Summary --

Output file: CHEKPY.TXT
Print options page? (Y,N) Y
Sort options: C
Sub-total by vendor (Y,N): N
Print missing check numbers. (Y,N): N
Print vendor from PO or check. (P,C): P
Date Selection From: 01/01/2019
To: 01/31/2019
Summary or Detail report? (S,D) S
Single or Double space summary report? (S,D) S
Include or Exclude the following vendors?(I,E) I

BAT_CHEKPY executed by SE_BKITCHEN on node MVECA0:: at 12-FEB-2019 08:08:03.79

Date: 02/12/2019
 Time: 8:08 am

SOUTHEASTERN LOCAL SCHOOL
 SORT BY CHECK NUMBER
 CHECK DATES BETWEEN 01/01/2019 AND 01/31/2019
 ALL CHECKS SELECTED

Page: 1
 (CHEKPY)

CHECK	TYPE	DATE	VENDOR	VENDOR	STATUS/DATE	BANK CODE	CHECK AMOUNT
097338	W	01/09/2019	Al Able Pest Doctors	034985		(Multi-bank check)	23.00
097339	W	01/09/2019	Anderson's School Events	032677	RECONCILED:01/31/2019		846.85
097340	W	01/09/2019	AQUA-FALLS GLACIER MOUNTAIN	030172	RECONCILED:01/31/2019		9.90
097341	W	01/09/2019	AT&T	033049	RECONCILED:01/31/2019		289.76
097342	W	01/09/2019	Brad Aleshire	034998	RECONCILED:01/31/2019		160.00
097343	W	01/09/2019	Brady Baker	035144	RECONCILED:01/31/2019	1	45.00
097344	W	01/09/2019	Brian Klay	880043	RECONCILED:01/31/2019	1	45.00
097345	W	01/09/2019	Burleson Law Offices, LLC	033353	RECONCILED:01/31/2019		1,486.25
097346	W	01/09/2019	CARRIE Henry	031811	RECONCILED:01/31/2019		263.78
097347	W	01/09/2019	Cason Roofing, LLC	033141	RECONCILED:01/31/2019		889.62
097348	W	01/09/2019	Commercial Cleaning Professionals	032370	RECONCILED:01/31/2019		475.00
097349	W	01/09/2019	COMMERCIAL EQUIPMENT	031024	RECONCILED:01/31/2019		100.00
097350	W	01/09/2019	DARRICK RIGGS	032170	RECONCILED:01/31/2019		144.97
097351	W	01/09/2019	Derek Richardson	880044	RECONCILED:01/31/2019		799.16
097352	W	01/09/2019	Gem City Tire	033016	RECONCILED:01/31/2019		1,934.99
097353	W	01/09/2019	GREG STRICKLAND	032104	RECONCILED:01/31/2019	1	65.00
097354	W	01/09/2019	Guardian	033892	RECONCILED:01/31/2019		150.90
097355	W	01/09/2019	H. W. MANN & SONS	007650	RECONCILED:01/31/2019		292.00
097356	W	01/09/2019	Heather Voshall	880035	RECONCILED:01/31/2019		19.62
097357	W	01/09/2019	In A Pinch	034671	RECONCILED:01/31/2019	1	204.00
097358	W	01/09/2019	James Sielschott	034837	RECONCILED:01/31/2019	1	65.00
097359	W	01/09/2019	John Christian	034001	RECONCILED:01/31/2019	1	45.00
097360	W	01/09/2019	JOHN DIETSCH	030115	RECONCILED:01/31/2019	1	90.00
097361	W	01/09/2019	Joseph Pugh	034966	RECONCILED:01/31/2019		160.00
097362	W	01/09/2019	Joseph Ross	035011		1	110.00
097363	W	01/09/2019	KAREN WYATT	031564	RECONCILED:01/31/2019	1	5.46
097364	W	01/09/2019	KINCAIDS	006764	RECONCILED:01/31/2019		51.00
097365	W	01/09/2019	Koenig Equipment, Inc	880049	RECONCILED:01/31/2019		166.62
097366	W	01/09/2019	Mark Dobbs	035140	RECONCILED:01/31/2019	1	130.00
097367	W	01/09/2019	Mark Fortman	032518	RECONCILED:01/31/2019	1	65.00
097368	W	01/09/2019	Matt Harner	880057	RECONCILED:01/31/2019	1	95.94
097369	W	01/09/2019	Michael Young	033539	RECONCILED:01/31/2019	1	45.00
097370	W	01/09/2019	Mike Freese	034396	RECONCILED:01/31/2019	1	65.00
097371	W	01/09/2019	OHIO SCHOOL BOARD ASSOCIATION	010262	RECONCILED:01/31/2019		3,710.00
097372	W	01/09/2019	Raymond Ferrell	880060	RECONCILED:01/31/2019	1	190.00
097373	W	01/09/2019	Rieck Mechanical Electrical Services	032731	RECONCILED:01/31/2019		154.80
097374	W	01/09/2019	Scott Bistrek	880061	RECONCILED:01/31/2019	1	65.00
097375	W	01/09/2019	Shawn Graves	032496		1	95.00
097376	W	01/09/2019	SHAWNEE ATHLETIC DEPT. SHAWNEE HIGH SCHOOL	012459			200.00
097377	W	01/09/2019	SHOEMAKER'S GROCERY	011900	RECONCILED:01/31/2019		109.74
097378	W	01/09/2019	Staff Development for Educators	032767	RECONCILED:01/31/2019		1,676.00
097379	W	01/09/2019	STARR TROPHY AND AWARDS	002199	RECONCILED:01/31/2019	1	750.00
097380	W	01/09/2019	Stephen Henry	880051		1	65.00
097381	W	01/09/2019	SUE BLACK	012939	RECONCILED:01/31/2019	(Multi-bank check)	112.43
097382	W	01/09/2019	Susan Ruby	880047			34.00
097383	W	01/09/2019	Time Warner Cable-SWO Division	035001	RECONCILED:01/31/2019		345.23
097384	W	01/09/2019	Treasurer of State Department of Admin Services	034981	RECONCILED:01/31/2019		120.00

Date: 02/12/2019
 Time: 8:08 am

SOUTHEASTERN LOCAL SCHOOL
 SORT BY CHECK NUMBER
 CHECK DATES BETWEEN 01/01/2019 AND 01/31/2019
 ALL CHECKS SELECTED

Page: 2
 (CHEKPY)

CHECK	TYPE	DATE	VENDOR	VENDOR	STATUS/DATE	BANK CODE	CHECK AMOUNT
097385	W	01/09/2019	Turf Nerd Lawn Care	035111	RECONCILED:01/31/2019	1	368.00
097386	W	01/09/2019	VILLAGE OF S. CHARLESTON	013400	RECONCILED:01/31/2019	(Multi-bank check)	1,743.01
097387	W	01/09/2019	Wilson Sims	034696	RECONCILED:01/31/2019	1	45.00
097388	W	01/09/2019	Yankee Candle Fundraising	034828	RECONCILED:01/31/2019	1	978.02
097389	W	01/10/2019	CARDINAL BUS SALES & SERVICE	011859	RECONCILED:01/31/2019		85,800.00
097390	W	01/14/2019	Jim "Basketball" Jones Progam	034979	RECONCILED:01/31/2019		750.00
097391	W	01/17/2019	Al Able Pest Doctors	034985	RECONCILED:01/31/2019	(Multi-bank check)	55.00
097392	W	01/17/2019	Agile Sports Technologies DBA: HUDL	034250	RECONCILED:01/31/2019	1	1,799.00
097393	W	01/17/2019	ANGI Kaverman	003211	RECONCILED:01/31/2019		113.15
097394	W	01/17/2019	Brad Aleshire	034998	RECONCILED:01/31/2019		80.00
097395	W	01/17/2019	CHARLESTON PHARMACY	002130	RECONCILED:01/31/2019		14.58
097396	W	01/17/2019	CHILLICOTHE STREET PIZZA	032228	RECONCILED:01/31/2019		264.25
097397	W	01/17/2019	Chris George	033732	RECONCILED:01/31/2019	1	65.00
097398	W	01/17/2019	CLARK COUNTY EDUCATIONAL SERVICE CENTER	002300	RECONCILED:01/31/2019		86,505.49
097399	W	01/17/2019	THE KROGER CO.	007000	RECONCILED:01/31/2019		166.92
097400	W	01/17/2019	Dean Foods	010970	RECONCILED:01/31/2019	1	471.49
097401	W	01/17/2019	DELANEY PLUMBING	003400	RECONCILED:01/31/2019		8,300.00
097402	W	01/17/2019	Diane Lyons	033145	RECONCILED:01/31/2019		31.70
097403	W	01/17/2019	Ernstsports	035067	RECONCILED:01/31/2019	1	1,028.00
097404	W	01/17/2019	Flagway House	030851	RECONCILED:01/31/2019		112.00
097405	W	01/17/2019	Geer Gas Corporation	010097	RECONCILED:01/31/2019		19.05
097406	W	01/17/2019	GORDON FOOD SERVICE	014629	RECONCILED:01/31/2019	1	3,011.62
097407	W	01/17/2019	Rush Truck Centers Cincinnati Parts	033879	RECONCILED:01/31/2019		210.00
097408	W	01/17/2019	IRA TRAVIS	013046	RECONCILED:01/31/2019		132.98
097409	W	01/17/2019	Jason Gray	034977	RECONCILED:01/31/2019	1	120.00
097410	W	01/17/2019	John Christian	034001	RECONCILED:01/31/2019	1	105.00
097411	W	01/17/2019	Joseph Pugh	034966	RECONCILED:01/31/2019		80.00
097412	W	01/17/2019	JOSTENS DIPLOMA DIVISION	032249	RECONCILED:01/31/2019	1	12.00
097413	W	01/17/2019	Julian & Grube, Inc.	034240	RECONCILED:01/31/2019		1,200.00
097414	W	01/17/2019	Kelvin Little	033672	RECONCILED:01/31/2019	1	65.00
097415	W	01/17/2019	KINCAIDS	006764	RECONCILED:01/31/2019		149.70
097416	W	01/17/2019	KS StateBank Government Finance Department	035201	RECONCILED:01/31/2019		296.05
097417	W	01/17/2019	Matt Wahrhaftig	880046	RECONCILED:01/31/2019	1	65.00
097418	W	01/17/2019	MEGACITY TRUCK & AUTO	008205	RECONCILED:01/31/2019		195.19
097419	W	01/17/2019	MELISSA HUNTER	031146	RECONCILED:01/31/2019		23.61
097420	W	01/17/2019	Michael Rivera	036469	RECONCILED:01/31/2019	1	138.46
097421	W	01/17/2019	MILLER'S TEXTILE SERVICES	012700	RECONCILED:01/31/2019	(Multi-bank check)	105.21
097422	W	01/17/2019	Monica Mitchell	034493	RECONCILED:01/31/2019		2.29
097423	W	01/17/2019	NEOLA, Inc.	032628	RECONCILED:01/31/2019		1,225.00
097424	W	01/17/2019	Nickles Bakery of Ohio	035077	RECONCILED:01/31/2019	1	33.66
097425	W	01/17/2019	OHIO FCCLA	010175	RECONCILED:01/31/2019	1	130.00
097426	W	01/17/2019	OHIO HERITAGE CONFERENCE Ted Williams, Commissioner	031858	RECONCILED:01/31/2019	1	1,000.00
097427	W	01/17/2019	Ohio Mobile Shredding	032609	RECONCILED:01/31/2019		178.02
097428	W	01/17/2019	QUILL OFFICE SUPPLIES	010750	RECONCILED:01/31/2019		172.68
097429	W	01/17/2019	R.D. Holder Oil Co., Inc.	033005	RECONCILED:01/31/2019		15,157.03
097430	W	01/17/2019	Rieck Mechanical Electrical	032731	RECONCILED:01/31/2019		242.00

SOUTHEASTERN LOCAL SCHOOL
 SORT BY CHECK NUMBER
 CHECK DATES BETWEEN 01/01/2019 AND 01/31/2019
 ALL CHECKS SELECTED

CHECK	TYPE	DATE	VENDOR	VENDOR	STATUS/DATE	BANK CODE	CHECK AMOUNT
Services							
097431	W	01/17/2019	School Health	034131		1	1,697.36
097432	W	01/17/2019	STANTON SHEET MUSIC	012750	RECONCILED:01/31/2019		359.10
097433	W	01/17/2019	Steve Scott	032577		1	60.00
097434	W	01/17/2019	SUE BLACK	012939	RECONCILED:01/31/2019		76.96
097435	W	01/17/2019	Sunrise Co-Op	032513	RECONCILED:01/31/2019		410.17
097436	W	01/17/2019	TRANS ACCESSORIES CO INC	013049			147.95
097437	W	01/17/2019	Transportation Accessories	036467	RECONCILED:01/31/2019		116.38
097438	W	01/17/2019	TUFFY BROOKS SPTG GOODS	013170	RECONCILED:01/31/2019	1 (Multi-bank check)	683.31
097439	W	01/17/2019	VECTREN ENERGY DELIVERY	003350	RECONCILED:01/31/2019		1,204.63
097440	W	01/17/2019	W. R. HACKETT INC.,	005223	RECONCILED:01/31/2019	1	696.60
097441	W	01/17/2019	WALSWORTH PUBLISHING CO	030081	RECONCILED:01/31/2019		1,241.25
097442	W	01/17/2019	William Nichols	034689	RECONCILED:01/31/2019	1	60.00
097443	W	01/17/2019	Wilson Sims	034696	RECONCILED:01/31/2019	1	105.00
097444	W	01/25/2019	3rd Day Technology	880008	RECONCILED:01/31/2019		2,946.50
097445	W	01/25/2019	Eric B Johnson American Fidelity Administrive Services, LLC	034825	RECONCILED:01/31/2019		50.25
097446	W	01/25/2019	CLARK COUNTY EDUCATIONAL SERVICE CENTER	002300	RECONCILED:01/31/2019		170.42
097447	W	01/25/2019	Dean Foods	010970	RECONCILED:01/31/2019	1	213.52
097448	W	01/25/2019	Donald Hammond	034066		1	60.00
097449	W	01/25/2019	Florida Farm Bureau Mktg. Ass.	032976			2,217.00
097450	W	01/25/2019	Florida Fruit Association, Inc	033837			4,535.50
097451	W	01/25/2019	GORDON FOOD SERVICE	014629		1	1,307.41
097452	W	01/25/2019	MILLER'S TEXTILE SERVICES	012700		1 (Multi-bank check)	117.87
097453	W	01/25/2019	PERSONNEL CONCEPTS LIMITED DBA STATE COMPLIANCE & SAFETY	001515			20.90
097454	W	01/25/2019	Richard Redding	880045		1	60.00
097455	W	01/25/2019	TIM BELL	030825	RECONCILED:01/31/2019		52.00
097456	W	01/25/2019	TRANS ACCESSORIES CO INC	013049			119.44
097457	W	01/25/2019	W. R. HACKETT INC.,	005223		1	381.57
097458	W	01/25/2019	West Jefferson Athletic Dept.	034870			175.00
097459	W	01/31/2019	Poelking Marian Lanes	035158			100.00
097460	W	01/31/2019	Northridge Bowling Alley	035044		1	588.00
996893	C	01/04/2019	PAYROLL	900005		(Multi-bank check)	241,166.23
996895	C	01/18/2019	PAYROLL	900005		(Multi-bank check)	234,744.03
996896	M	01/29/2019	SECURITY NATIONAL BANK	900042	VOID: 01/29/2019		577.61
996897	M	01/31/2019	SECURITY NATIONAL BANK	900042			1,172.78
996898	M	01/31/2019	SECURITY NATIONAL BANK	900042			100.00
996900	M	01/31/2019	FOUNDATION	900014		(Multi-bank check)	110,317.92
996901	M	01/31/2019	RETIREMENT STRS	900001			4,346.92
996902	M	01/31/2019	RETIREMENT SERS	900002			625.00
996903	M	01/31/2019	PAYROLL	900005		(Multi-bank check)	6,340.01
996904	M	01/31/2019	FOUNDATION	900014			7,042.00
V VOIDED CHECKS			1	CHECK TOTALS	577.61		
R RECONCILED CHECKS			99	CHECK TOTALS	236,455.27		
W WARRANT CHECKS			123	CHECK TOTALS	249,700.27		
M MEMO CHECKS			8	CHECK TOTALS	130,522.24		
B REFUND CHECKS			0	CHECK TOTALS	0.00		

Date: 02/12/2019
Time: 8:08 am

SOUTHEASTERN LOCAL SCHOOL
SORT BY CHECK NUMBER
CHECK DATES BETWEEN 01/01/2019 AND 01/31/2019
ALL CHECKS SELECTED

Page: 4
(CHEKPY)

CHECK	TYPE	DATE	VENDOR	VENDOR	STATUS/DATE	BANK CODE	CHECK AMOUNT
I	INVESTMENT CHECKS		0		CHECK TOTALS		0.00
T	TRANSFER CHECKS		0		CHECK TOTALS		0.00
D	DISTRIBUTION CHECKS		0		CHECK TOTALS		0.00
C	PAYROLL CHECKS		2		CHECK TOTALS		475,910.26
	MISSING CHECKS		0				
**	TOTAL CHECKS (LESS VOIDED)		132	**	TOTAL NET		855,555.16
***	TOTAL CHECKS WRITTEN		133	***	GRAND TOTALS		856,132.77

-- Options Summary --

Summary or Detail Report? (S,D) D
Output file: FINSUMM.TXT
Type: CSV
Print options page? (Y,N) Y
Generate FINDET report for comparison? (Y,N) Y
Sort options: FS
Include future encumbrance amounts? (Y,N) N
Include accounts with zero amounts? (Y,N) N
Include accounts which are no longer active? (Y,N,I) Y

BAT_FINSUM executed by SE_BKITCHEN on node MVECA0:: at 11-FEB-2019 10:02:37.80

Date: 02/11/2019
 Time: 10:02 am

SOUTHEASTERN LOCAL SCHOOL
 Financial Report by Fund/SCC

Fund #	Fund Description	FYTD Receipts	MTD Expenditures	FYTD Expenditures	Current Fund Balance	Current Encumbrances	Unencumbered Fund Balance	Bank Code
001 0000	CASH CONTROL - GENERAL FUND	6,690,892.41	5,737.05	5,736,115.89	6,649,664.86	948,343.49	5,701,321.37	
001 9010	PEPSI COLA FUND	0.00	0.00	2,603.76	2,603.76-	0.00	2,603.76-	
001 9018	Chromebook	976.64-	0.00	2,500.00	210.36	0.00	210.36	
001 9412	GENERAL SET ASIDE (5%)	102,837.52	0.00	0.00	102,837.52	0.00	102,837.52	
003 0000	GENERAL INTEREST	1,248,379.88	0.00	0.00	1,331,003.16	7,275.00	1,323,728.16	
003 9001	PERMANENT IMPROVEMENT VOTED	1,165,682.77-	0.00	209,392.17	1,130,549.44-	31,443.45	1,161,992.89-	
003 9003	AUDITORIUM RENOVATION	848.38	0.00	0.00	848.38	0.00	848.38	
006 0000	LUNCHROOM CASH CONTROL	0.00	1,466.24	104,568.08	0.00	499,364.15	394,796.07-	101,460.71
018 9081	PRINCIPAL'S SUPPORT - MIAMI VIEW	1,582.92	0.00	0.00	369.42	1,213.50	268.58	944.92
018 9082	PRINCIPAL'S SUPPORT - HIGH SCHOOL	0.00	0.00	1,203.00	0.00	16,434.71	15,231.71-	1,227.46
018 9281	MIDDLE SCHOOL PRINCIPAL'S SUPPORT	3,317.47	0.00	451.00	82.01	2,216.74	1,551.73	1,082.33
019 9091	MIAMI VIEW WORKROOM/LOUNGE	491.25	0.00	349.26	0.00	41.56	798.95	106.03
019 9092	TEACHER'S LOUNGE - HIGH SCHOOL	401.99	0.00	117.81	0.00	58.94	460.86	102.99
022 9012	Wellness Incentive	8,970.85	0.00	0.00	0.00	8,970.85	0.00	8,970.85
022 9013	Julia Salyers Memorial Fund	377.00	0.00	25.00	0.00	0.00	402.00	0.00
022 9014	Jerry South Memorial Fund	397.84	0.00	0.00	0.00	0.00	397.84	0.00

Date: 02/11/2019
 Time: 10:02 am

SOUTHEASTERN LOCAL SCHOOL
 Financial Report by Fund/SCC

Fund #	Fund Description	FYTD Receipts	MTD Expenditures	FYTD Expenditures	Current Fund Balance	Current Encumbrances	Unencumbered Fund Balance	Bank Code	
022 9081	PRINCIPAL'S FUND/STAFF RECOGNITION	3,844.70-	0.00	57.96	0.00	3,786.74-	783.75	4,570.49-	
022 9082	PRINCIPAL'S FUND/STAFF RECOGNITION	573.35	0.00	190.87	0.00	1,365.51	601.29-	55.73	657.02-
022 9208	2008 Section 125	26.17	0.00	0.00	0.00	0.00	26.17	0.00	26.17
022 9281	PRINCIPAL'S FUND/STAFF RECOGNITION	0.00	0.00	0.00	0.00	7,873.61	7,873.61-	982.03	8,855.64-
027 0000	BWC Distribution Account	67,608.76	0.00	20,111.61	0.00	14,908.00	72,812.37	16,197.00	56,615.37
200 9000	Washington DC Trip	3,346.34	4,382.00	13,682.00	0.00	6,450.00	10,578.34	7,050.00	3,528.34
200 9013	Class of 2013	816.46	0.00	0.00	0.00	0.00	816.46	0.00	816.46
200 9014	Class of 2014	250.00	0.00	0.00	0.00	0.00	250.00	0.00	250.00
200 9015	Class of 2015	187.01	0.00	0.00	0.00	0.00	187.01	0.00	187.01
200 9016	Class of 2016	381.97	0.00	0.00	0.00	0.00	381.97	0.00	381.97
200 9017	Class of 2017	181.27-	0.00	0.00	0.00	0.00	181.27-	75.00	256.27-
200 9018	Class of 2018	1,679.47-	0.00	0.00	0.00	0.00	1,679.47-	0.00	1,679.47-
200 9019	Class of 2019	150.85-	0.00	373.00	0.00	164.96	57.19	0.00	57.19
200 9020	Class of 2020	571.87	0.00	1,175.50	0.00	1,745.10	2.27	1,532.02	1,529.75-
200 9021	Class of 2021	115.00	0.00	0.00	0.00	0.00	115.00	0.00	115.00
200 9201	FUTURE FARMERS OF AMERICA	3,593.01	88.00	12,123.00	0.00	12,777.09	2,938.92	4,403.97	1,465.05-

Date: 02/11/2019
 Time: 10:02 am

SOUTHEASTERN LOCAL SCHOOL
 Financial Report by Fund/SCC

Fund #	Fund Description	FYTD Receipts	MTD Expenditures	FYTD Expenditures	Current Fund Balance	Current Encumbrances	Unencumbered Fund Balance	Bank Code	
200 9202	FAMILIES CAREERS & COMMUNITY LEADERS OF AMERI	2,598.22	0.00	3,490.95	0.00	2,972.82	3,116.35	115.94	3,000.41 1
200 9203	FUTURE EDUCATORS OF AMERICA	119.74	0.00	0.00	0.00	0.00	119.74	0.00	119.74
200 9205	NATIONAL HONOR SOCIETY	355.44	0.00	0.00	0.00	385.00	29.56-	385.00	414.56- 1
200 9206	STUDENT COUNCIL - HI SCHOOL	3,642.03-	0.00	3,642.03	456.50	456.50	456.50-	0.00	456.50-
200 9207	ACHIEVEMENT THRU TEAMWORK	668.01	0.00	0.00	0.00	0.00	668.01	0.00	668.01
200 9208	Spanish Club	329.02	0.00	0.00	0.00	0.00	329.02	22.11	306.91
200 9209	E3 (Encourage, Empower, Educate) Committee	2,511.20	0.00	2,500.00	0.00	849.25	4,161.95	859.12	3,302.83
200 9210	SPIRIT CLUB	4,166.82	0.00	2,193.50	0.00	3,942.03	2,418.29	2,200.00	218.29
200 9215	LAND LAB	264.28	0.00	0.00	0.00	0.00	264.28	0.00	264.28
200 9216	MIAMI VIEW MIDDLE SCHOOL STUDENT COUNCIL	4,170.61	300.00	691.92	0.00	792.00	4,070.53	0.00	4,070.53 1
200 9217	Jr. High Student Council	5,143.24	0.00	142.00	0.00	832.94	4,452.30	0.00	4,452.30
200 9222	S.A.D.D. CASH	206.74	0.00	0.00	0.00	0.00	206.74	0.00	206.74
200 9225	H2O HELP TO OTHERS	1,096.82	0.00	0.00	0.00	0.00	1,096.82	0.00	1,096.82
200 9226	Art Club	1,868.58	0.00	0.00	0.00	0.00	1,868.58	250.00	1,618.58
300 9302	BAND	9,707.48	0.00	0.00	0.00	944.16	8,763.32	550.00	8,213.32
300 9303	CHEERLEADERS - HI SCHOOL	419.53-	77.00	5,222.00	970.00	10,199.00	5,396.53-	252.00	5,648.53-

Date: 02/11/2019
 Time: 10:02 am

SOUTHEASTERN LOCAL SCHOOL
 Financial Report by Fund/SCC

Fund #	Fund Description	FYTD Receipts	MTD Expenditures	FYTD Expenditures	Current Fund Balance	Current Encumbrances	Unencumbered Fund Balance	Bank Code
300 9304	CHOIR - HI SCHOOL 755.43	0.00	0.00	0.00	755.43	0.00	755.43	
300 9305	DRAMA - HI SCHOOL 10,292.93	495.00	0.00	672.14	10,115.79	3,175.89	6,939.90	
300 9306	Bowling Club 5,265.15-	0.00	0.00	674.00	5,389.15-	727.00	6,116.15-	
300 9308	TROJAN TIMES 1.66	0.00	0.00	0.00	1.66	0.00	1.66	
300 9309	YEARBOOK 4,970.05-	0.00	0.00	1,241.25	5,251.30-	0.00	5,251.30-	
300 9312	Wrestling Club 8,406.34-	0.00	0.00	1,393.86	9,472.20-	3,412.30	12,884.50-	
300 9313	CHEERLEADERS - MIAMI VIEW 1,580.78	0.00	0.00	6,724.15	2,705.49-	0.00	2,705.49-	
300 9320	ATHLETICS - HI SCHOOL 873.97	1,720.00	855.00	28,393.72	17,442.70	14,473.13	2,969.57	1
300 9330	ATHLETICS MIAMI VIEW 1,041.48	912.00	480.00	6,826.42	652.06	830.98	178.92-	1
416 9798	LOCAL PROFESSIONAL DEVELOPMENT BLOCK GRANT 0.00	0.00	0.00	0.00	0.00	838.00	838.00-	
432 9408	2008 EMIS 0.00	0.00	0.00	0.00	0.00	378.00	378.00-	
450 9407	SCHOOLNET 0.01	0.00	0.00	0.00	0.01	0.00	0.01	
451 9018	Public Schools Connectivity 0.00	0.00	0.00	2,811.47	2,811.47-	0.00	2,811.47-	
451 9019	ITO 0.00	0.00	0.00	0.00	2,700.00	0.00	2,700.00	
459 9903	OHIO READS GRANT 300.00	0.00	0.00	0.00	300.00	0.00	300.00	
459 9905	OHIO READS 2,000.00	0.00	0.00	0.00	2,000.00	0.00	2,000.00	

Date: 02/11/2019
 Time: 10:02 am

SOUTHEASTERN LOCAL SCHOOL
 Financial Report by Fund/SCC

Fund #	Fund Description	FYTD Receipts	MTD Expenditures	FYTD Expenditures	Current Fund Balance	Current Encumbrances	Unencumbered Fund Balance	Bank Code
460 9200	SUMMER INTERVENTION 0.00	0.00	0.00	0.00	0.00	311.00	311.00-	
461 9019	5th Qrt Grant 0.00	0.00	0.00	401.74	401.74-	0.00	401.74-	
499 9014	Early Literacy Grant 7,805.06	0.00	0.00	0.00	7,805.06	0.00	7,805.06	
499 9019	SCHOOL SAFETY 0.00	4,084.95	0.00	0.00	4,084.95	0.00	4,084.95	
499 9107	Project Lead the Way 0.45	0.00	0.00	0.00	0.45	0.00	0.45	
499 9118	Strategies "Secondary Transition" 459.00	0.00	0.00	459.00	0.00	0.00	0.00	
499 9900	BUILDING INCENTIVE 128.59	0.00	0.00	0.00	128.59	0.00	128.59	
516 9602	TITLE IV-B 2002 0.56	0.00	0.00	0.00	0.56	0.00	0.56	
516 9618	IDEA PART B 0.00	13,005.98	0.00	15,064.00	2,058.02-	0.00	2,058.02-	
516 9619	IDEA 0.00	0.00	0.00	61,739.10	61,739.10-	0.00	61,739.10-	
572 9217	TITLE I 0.00	0.00	0.00	7,697.26	7,697.26-	0.00	7,697.26-	
572 9218	TITLE I 3,034.60	0.00	0.00	39,485.54	36,450.94-	0.00	36,450.94-	
572 9219	Title I 0.00	21,683.97	0.00	47,793.86	26,109.89-	0.00	26,109.89-	
573 9302	TITLE VI-INNOVATIVE 1.00	0.00	0.00	0.00	1.00	0.00	1.00	
590 9019	Improving Teacher Quality 0.00	0.00	0.00	21,159.83	21,159.83-	0.00	21,159.83-	
599 9018	Title IV-A Student Support & Academic Enrichm 19.08	0.00	0.00	0.00	19.08	0.00	19.08	

Date: 02/11/2019
Time: 10:02 am

SOUTHEASTERN LOCAL SCHOOL
Financial Report by Fund/SCC

Page: 6
(FINSUM)

Fund #	Fund Description	FYTD	MTD	FYTD	Current	Current	Unencumbered	Bank
Begin Balance	MTD Receipts	Receipts	Expenditures	Expenditures	Fund Balance	Encumbrances	Fund Balance	Code
GRAND TOTALS:								
7,002,249.45	9,440.24	6,295,679.84	8,580.56	6,778,292.65	6,519,636.64	1,151,170.01	5,368,466.63	

-- Options Summary --

Output file: SM2M.TXT
Print options page? (Y,N) Y
Fiscal Year: 2019
Beginning Month: 1
Ending Month: 1

BAT_SM2M executed by SE_BKITCHEN on node MVECA0:: at 11-FEB-2019 09:47:16.18

SCHOOL DISTRICT: SOUTHEASTERN LOCAL SCHOOL IRN # 046276 COUNTY: CLARK FISCAL YEAR: 2019 MONTH: 01

	MONTHLY ESTIMATE	MONTHLY ACTUAL	MONTHLY DIFFERENCE	FISCAL YTD ESTIMATE	FISCAL YTD ACTUAL	FISCAL YTD DIFFERENCE
REVENUES						
01.010 General Property (Real Estate)	0	164,300	164,300	0	1,331,015	1,331,015
01.020 Tangible Personal Property Tax	0	0	0	0	125,649	125,649
01.030 Income Tax	0	218,182	218,182	0	814,226	814,226
01.035 Unrestricted Grants-in-Aid	0	349,213	349,213	0	2,420,727	2,420,727
01.040 Restricted Grants-in-Aid	0	3,382	3,382	0	34,712	34,712
01.045 Restricted Grants-in-Aid - SFSF	0	0	0	0	0	0
01.050 Property Tax Allocation	0	0	0	0	83,432	83,432
01.060 All Other Operating Revenue	0	51,670	51,670	0	463,375	463,375
01.070 Total Revenue	0	786,747	786,747	0	5,273,136	5,273,136
OTHER FINANCING SOURCES						
02.010 Proceeds from Sale of Notes	0	0	0	0	0	0
02.020 State Emergency Loans & Advancements (Approved)	0	0	0	0	0	0
02.040 Operating Transfers-In	0	0	0	0	0	0
02.050 Advances-In	0	0	0	0	399,536	399,536
02.060 All Other Financing Sources	0	1,500	1,500	0	25,905	25,905
02.070 Total Other Financing Sources	0	1,500	1,500	0	425,441	425,441
02.080 Total Revenues and Other Financing Sources	0	788,247	788,247	0	5,698,577	5,698,577
EXPENDITURES						
03.010 Personal Services	0	445,171	445,171	0	3,193,338	3,193,338
03.020 Employees' Retirement/Insurance Benefits	0	75,252	75,252	0	1,039,758	1,039,758
03.030 Purchased Services	0	147,749	147,749	0	842,004	842,004
03.040 Supplies and Materials	0	20,070	20,070	0	160,794	160,794
03.050 Capital Outlay	0	87,223	87,223	0	404,676	404,676
03.060 Intergovernmental	0	0	0	0	0	0
04.010 Debt Service: All Principal (Historical)	0	0	0	0	0	0
04.020 Debt Service: Principal - Notes	0	0	0	0	0	0
04.030 Debt Service: Principal - State Loans	0	0	0	0	0	0
04.040 Debt Service: Principal - State Advancements	0	0	0	0	0	0
04.050 Debt Service: Principal - HB 264 Loans	0	0	0	0	0	0
04.055 Debt Service: Principal - Other	0	0	0	0	0	0
04.060 Debt Service: Interest and Fiscal Charges	0	0	0	0	0	0
04.300 Other Objects	0	11,451	11,451	0	94,914	94,914
04.500 Total Expenditures	0	786,916	786,916	0	5,735,484	5,735,484
OTHER FINANCING USES						
05.010 Operating Transfers - Out	0	0	0	0	0	0
05.020 Advances - Out	0	0	0	0	0	0
05.030 All Other Financing Uses	0	0	0	0	0	0
05.040 Total Other Financing Uses	0	0	0	0	0	0
05.050 Total Expenditure and Other Financing Uses	0	786,916	786,916	0	5,735,484	5,735,484
06.010 Excess Rev & Oth Financing Sources over(under) Exp &	0	1,331	1,331	0	36,907-	36,907-
07.010 Beginning Cash Balance	0	6,754,515	6,754,515	0	6,792,753	6,792,753
07.020 Ending Cash Balance	0	6,755,846	6,755,846	0	6,755,846	6,755,846
08.010 Outstanding Encumbrances	0	940,406	940,406	0	940,406	940,406