

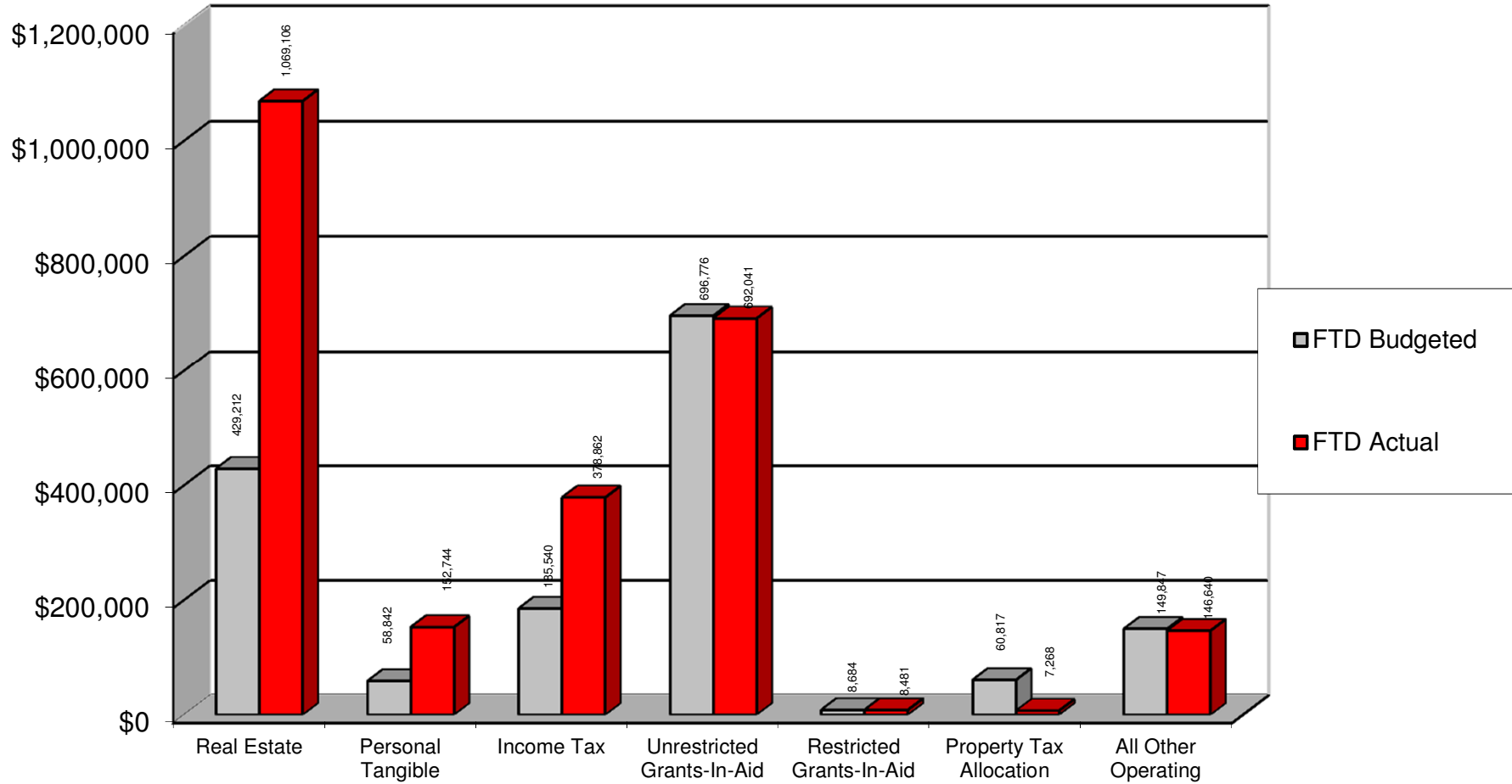
SOUTHEASTERN LOCAL SCHOOL DISTRICT

FINANCIAL REPORT

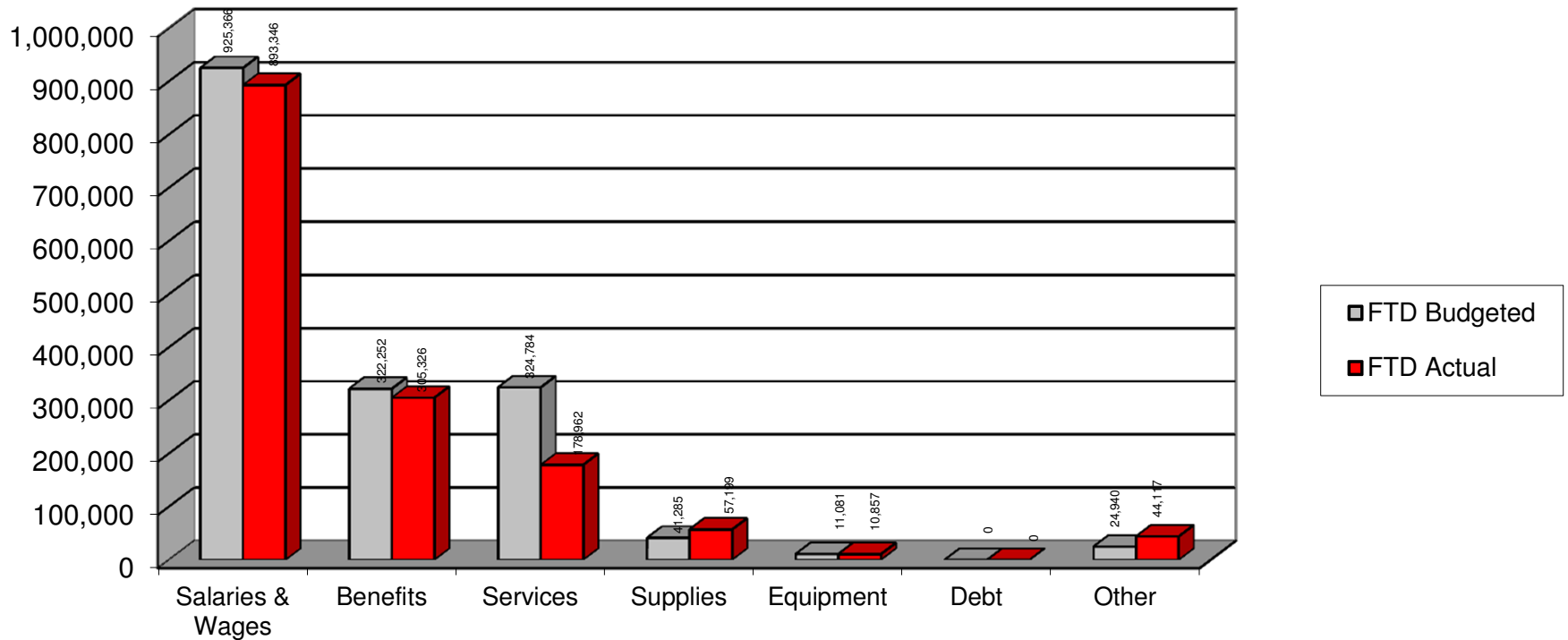
08/31/2019



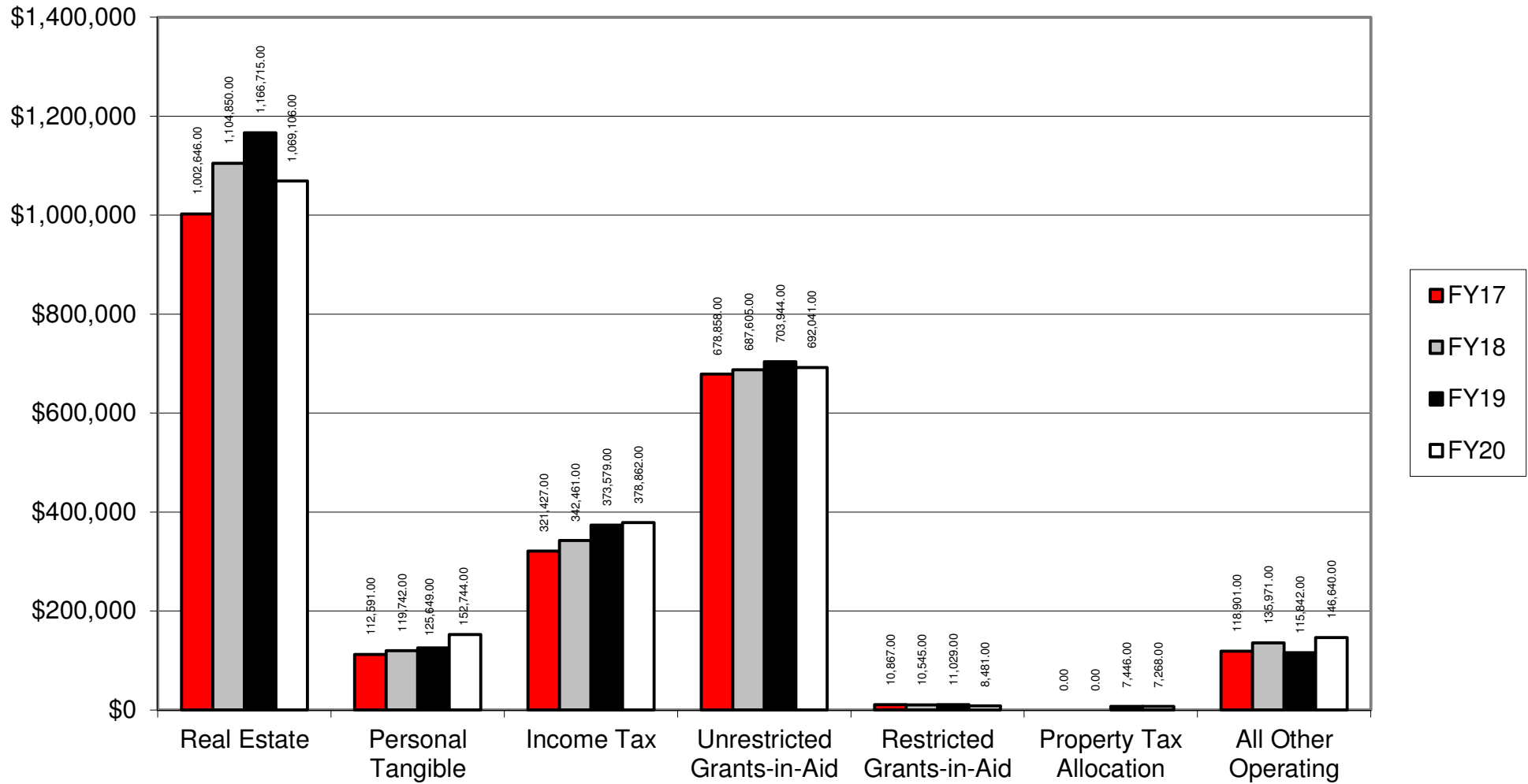
FTD BUDGETED vs. FTD ACTUAL



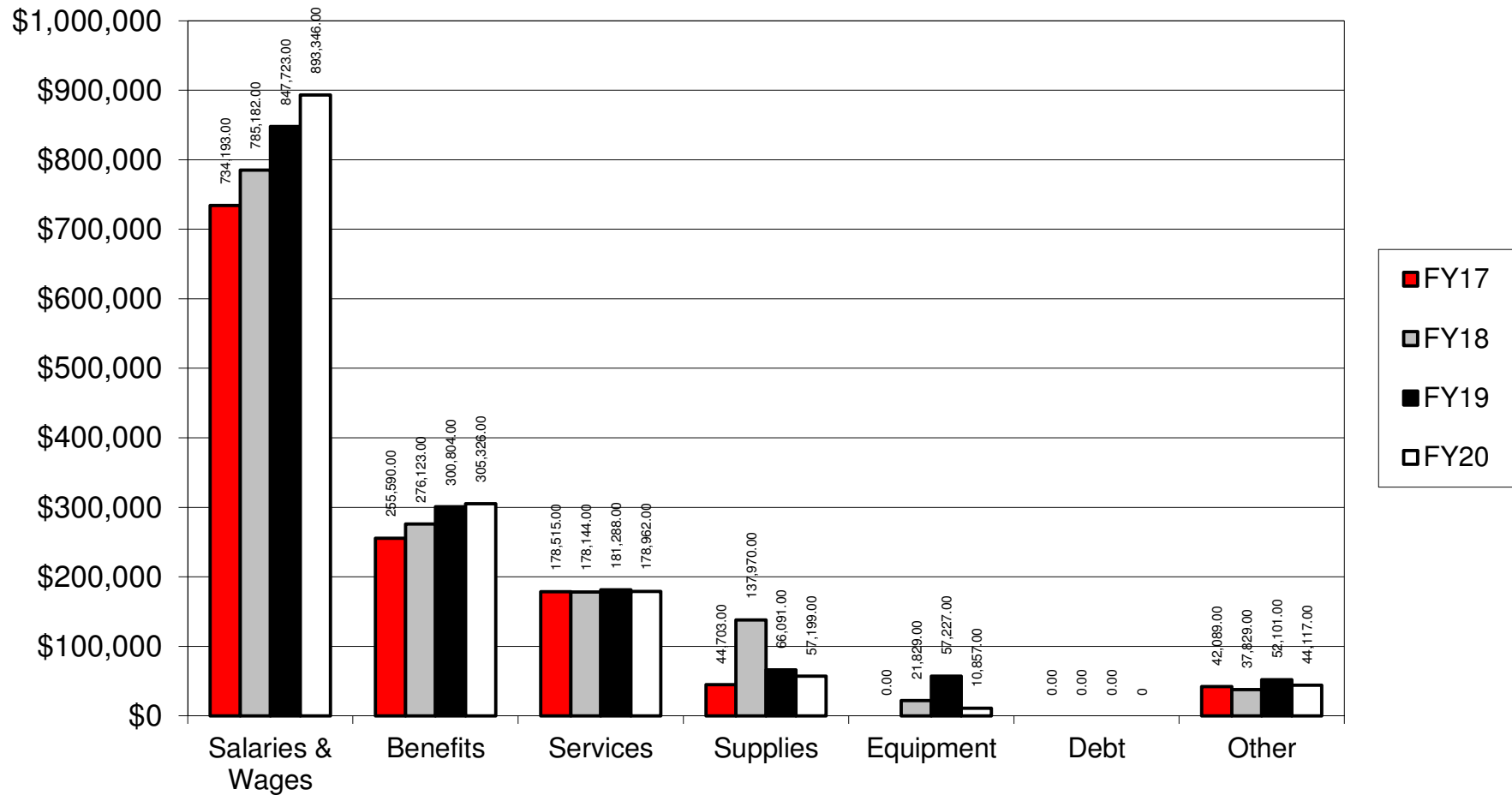
FTD BUDGETED vs. FTD ACTUAL



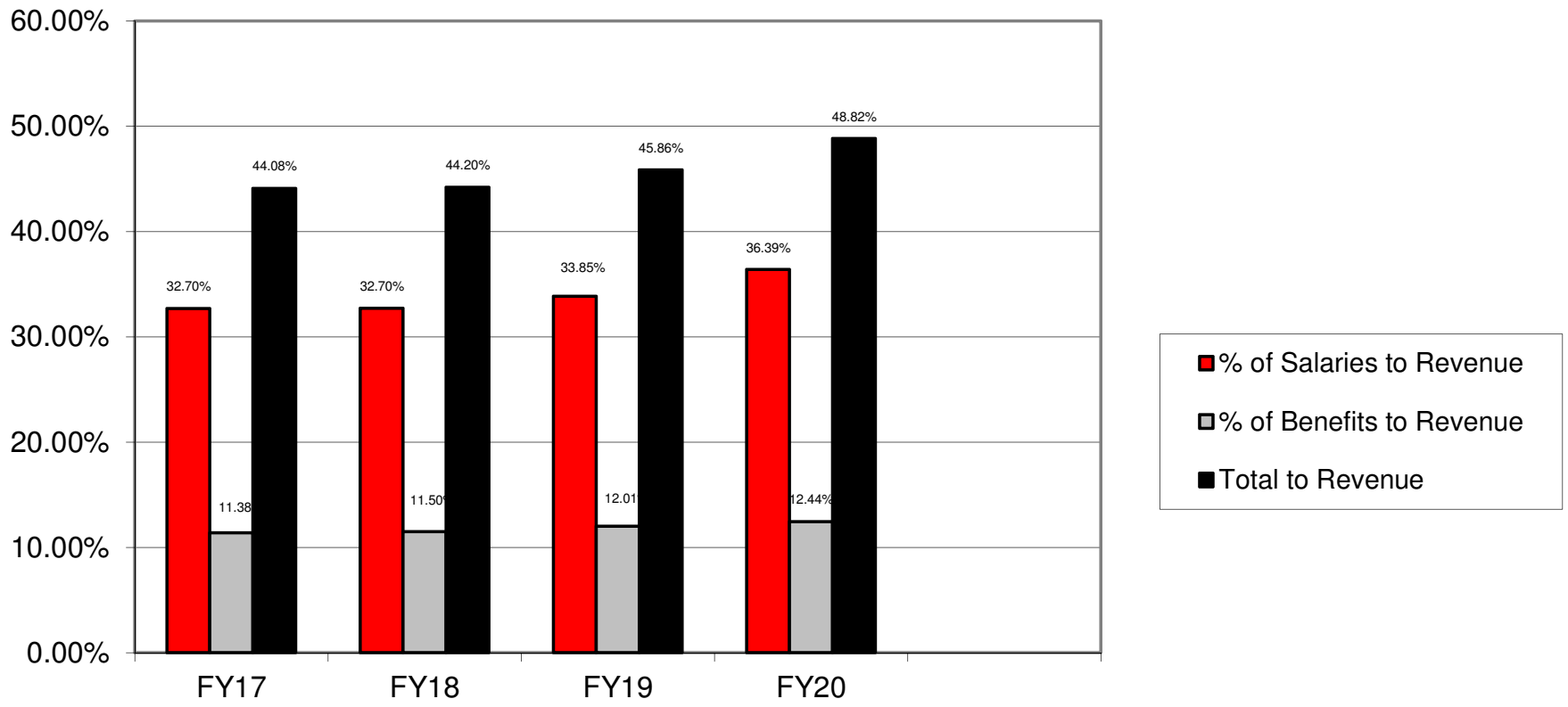
HISTORICAL REVENUE



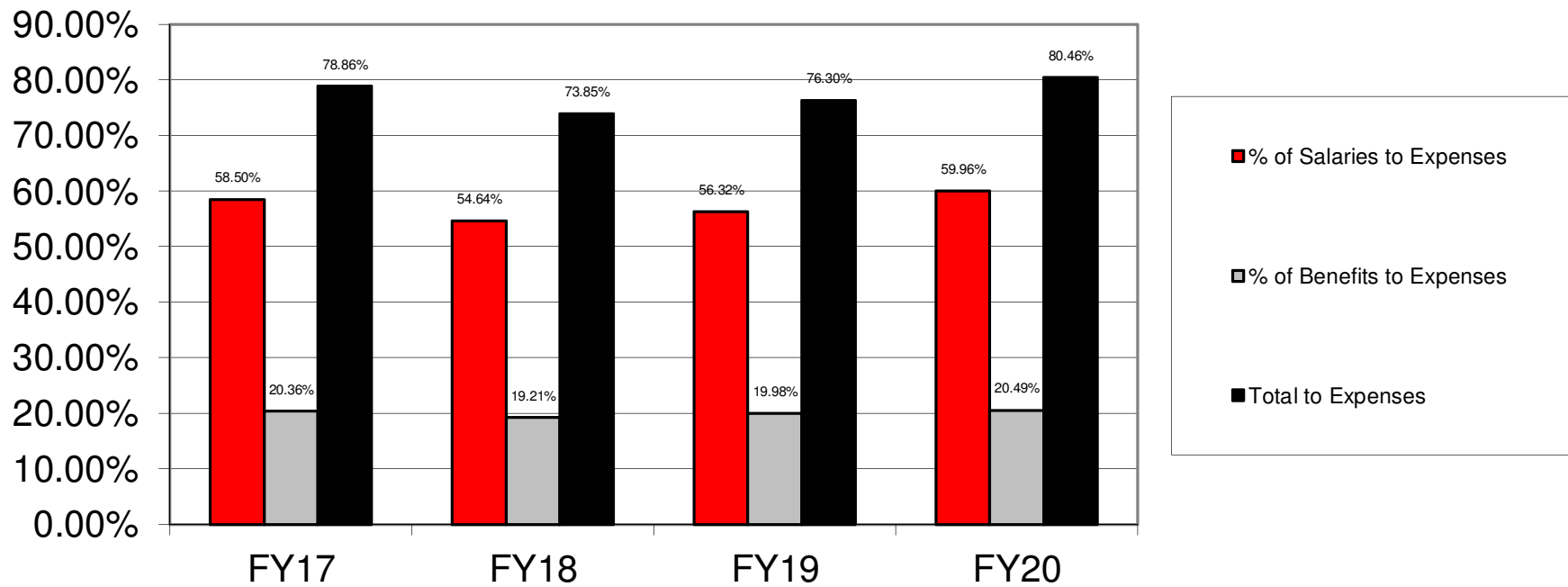
HISTORICAL EXPENDITURES



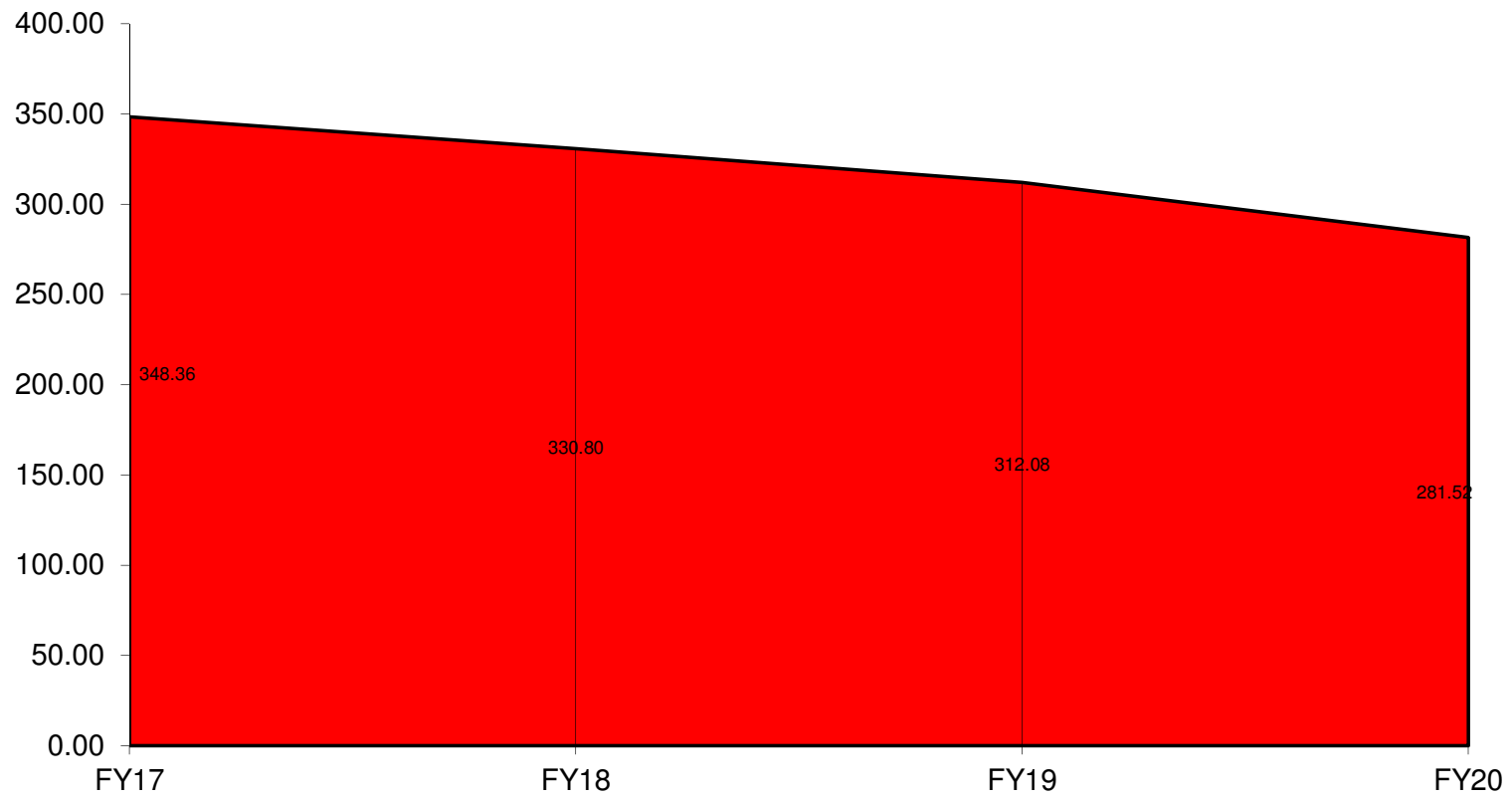
% OF SALARIES AND BENEFITS TO REVENUE



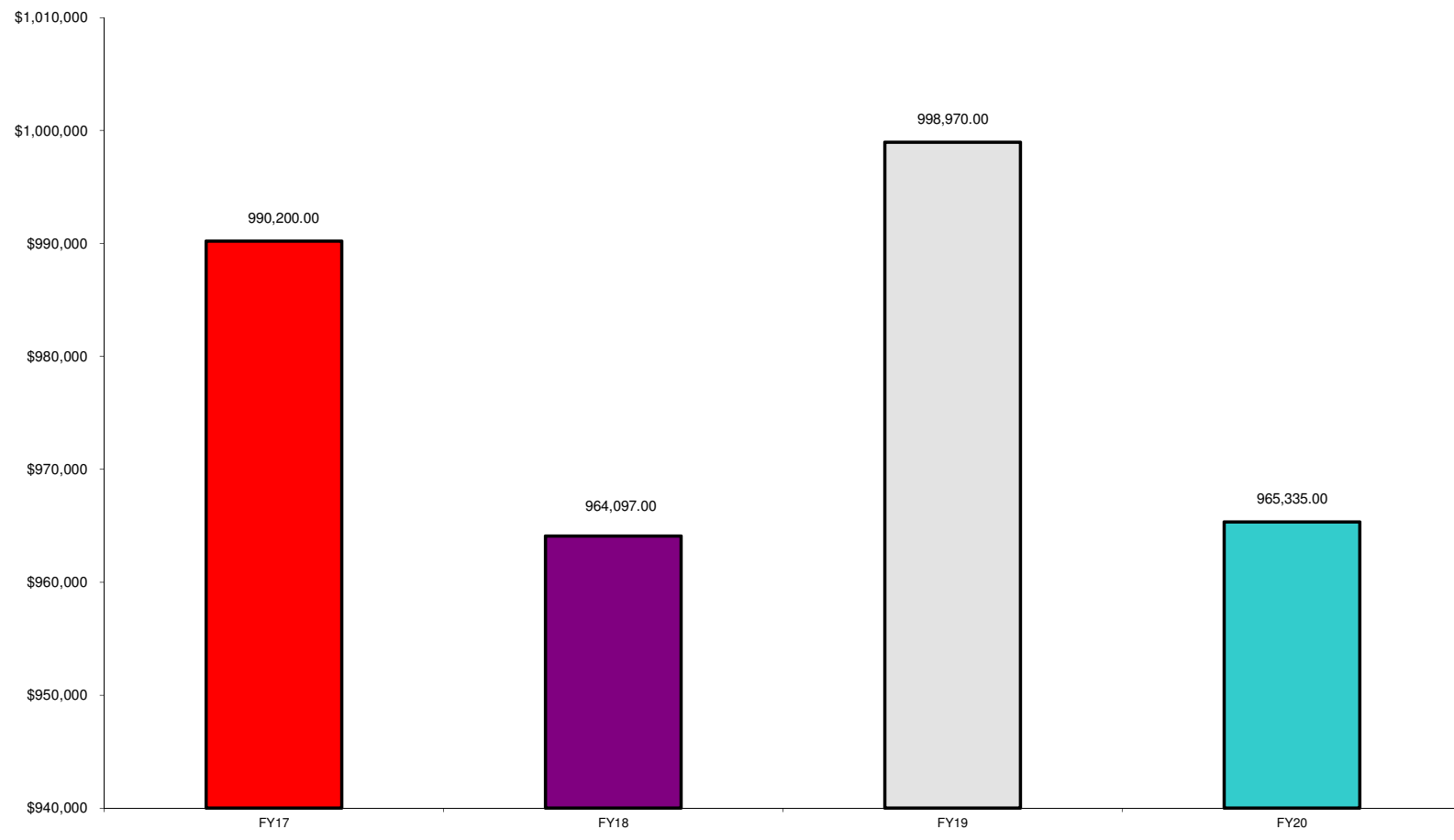
% OF SALARIES AND BENEFITS TO EXPENDITURES



Days of Operating Cash



SURPLUS/DEFICIT



**MONTHLY BUDGET VARIANCE
SOUTHEASTERN LOCAL SCHOOLS**

	FTD Budgeted	FTD Actual	Variance	Percentage Variance	MTD Budgeted	MTD Actual	Variance	Percentage Variance
REVENUE								
General Property (Real Estate)	\$429,212	\$1,069,106	\$639,894	149.09%	\$0	\$445,506	\$445,506	-
Tangible Personal Property	58,842	152,744	93,902	159.58%	\$29,415	152,744	123,329	419.27%
Income Tax	185,540	378,862	193,322	104.19%	\$92,751	0	(92,751)	-100.00%
Unrestricted Grants-In-Aid	696,776	692,041	(4,735)	-0.68%	\$348,318	356,568	8,250	2.37%
Restricted Grants-In-Aid	8,684	8,481	(203)	-2.33%	\$4,341	4,245	(96)	-2.21%
Restricted Grants-In-Aid - SFSF	0	0	0	-	\$0	0	0	-
Property Tax Allocation	60,817	7,268	(53,549)	-88.05%	\$30,402	7,268	(23,134)	-76.09%
All Other Operating Revenue	149,847	146,640	(3,207)	-2.14%	74,908	92,723	17,815	23.78%
TOTAL REVENUE	\$1,589,716	\$2,455,142	\$865,426	54.44%	\$580,136	\$1,059,054	\$478,918	82.55%
EXPENDITURES								
Salaries & Wages	\$925,366	\$893,346	\$32,020	-3.46%	\$462,590	\$449,405	\$13,185	-2.85%
Benefits	\$322,252	\$305,326	16,926	-5.25%	161,094	160,897	197	-0.12%
Services	\$324,784	\$178,962	145,822	-44.90%	162,359	95,344	\$67,015	-41.28%
Supplies	\$41,285	\$57,199	(15,914)	38.55%	20,638	38,440	(17,802)	86.25%
Equipment	\$11,081	\$10,857	224	-2.02%	5,539	8,118	(\$2,579)	46.56%
Debt	\$0	\$0	0	-	0	0	0	-
Other	\$24,940	\$44,117	(19,177)	76.89%	12,468	22,015	(9,547)	76.58%
TOTAL EXPENSES	\$1,649,707	\$1,489,807	\$159,900	-9.69%	\$824,689	\$774,219	\$50,470	-6.12%
SURPLUS/DEFICIT	(\$59,991)	\$965,335	\$1,025,326	-1709.12%	(\$244,553)	\$284,835	\$529,388	-216.47%
OTHER USES/SOURCES								
Transfers/Advances In	49,616	49,616	0	0.00%	0	49,616	49,616	-
Transfers/Advances Out	0	0	0	-	0	0	0	-
All Other Financing Sources/(Uses)	0	0	0	-	664	0	\$664	-100.00%
NET SOURCES/USES	49,616	49,616	0	0.00%	664	49,616	50,280	7372.29%
BEGINNING CASH	\$6,224,993	\$6,224,993	\$0	0.00%	\$7,452,866	\$6,224,993	(\$1,227,873)	-16.48%
ENDING CASH	\$6,955,109	\$7,239,944	\$284,835	4.10%	\$7,208,977	\$7,239,944	\$30,967	0.43%
ENCUMBRANCES	\$439,756	\$475,368	\$35,612	8.10%	\$629,139	\$475,368	(\$153,771)	-24.44%
BUDGET RESERVE	\$0	\$0	\$0	-	\$0	\$0	\$0	-
UNENCUMBERED CASH	\$6,515,353	\$6,764,576	\$249,223	3.83%	\$6,579,838	\$6,764,576	\$184,738	2.81%

**HISTORICAL COMPARISON BY OBJECT
SOUTHEASTERN LOCAL SCHOOLS**

	FY 17 7/16-08/16	FY 18 7/17-08/17	% of Change	FY 19 7/18-08/18	% of Change	FY 20 07/19-08/19	% of Change
REVENUE							
General Property (Real Estate)	\$1,002,646	\$1,104,850	10.19%	\$1,166,715	5.60%	\$1,069,106	-8.37%
Tangible Personal Property	112,591	119,742	6.35%	125,649	4.93%	152,744	21.56%
Income Tax	321,427	342,461	6.54%	373,579	9.09%	378,862	1.41%
Unrestricted Grants-in-Aid	678,858	687,605	1.29%	703,944	2.38%	692,041	-1.69%
Restricted Grants-in-Aid	10,867	10,545	-2.96%	11,029	4.59%	8,481	-23.10%
Restricted Grants-in-Aid - SFSF	0	0	-	0	-	0	-
Property Tax Allocation	0	0	-	7,446	-	7,268	-2.39%
All Other Operating Revenue	118,901	135,971	14.36%	115,842	-14.80%	146,640	26.59%
TOTAL REVENUE	\$2,245,290	\$2,401,174	6.94%	\$2,504,204	4.29%	\$2,455,142	-1.96%
EXPENDITURES							
Salaries & Wages	734,193	785,182	6.94%	847,723	7.97%	893,346	5.38%
Benefits	255,590	276,123	8.03%	300,804	8.94%	305,326	1.50%
Services	178,515	178,144	-0.21%	181,288	1.76%	178,962	-1.28%
Supplies	44,703	137,970	208.64%	66,091	-52.10%	57,199	-13.45%
Equipment	0	21,829	-	57,227	162.16%	10,857	-81.03%
Debt	0	0	-	0	-	0	-
Other	42,089	37,829	-10.12%	52,101	37.73%	44,117	-15.32%
TOTAL EXPENDITURES	\$1,255,090	\$1,437,077	14.50%	\$1,505,234	4.74%	\$1,489,807	-1.02%
SURPLUS/DEFICIT	990,200	964,097	-2.64%	998,970	3.62%	965,335	-3.37%
OTHER SOURCES/USES							
Advances/Transfers In	291,995	388,797	33.15%	399,536	2.76%	49,616	-87.58%
Advances/Transfers Out	0	0	-	0	-	0	-
All Other Financing Sources	142,806	24,756	-82.66%	0	-100.00%	0	-
Debt Service			-		-	0	-
NET SOURCES/USES	434,801	413,553	-4.89%	399,536	-3.39%	49,616	-87.58%
BEGINNING CASH	\$6,590,282	\$6,701,477	10.05%	\$6,792,753	1.69%	\$6,224,993	1.36%
ENDING CASH	\$8,015,283	\$8,079,127	11.79%	\$8,191,259	0.80%	\$7,239,944	1.39%
ENCUMBRANCES	963,273	\$411,645	56.24%	\$614,659	-57.27%	\$475,368	49.32%
UNENCUMBERED CASH	\$7,052,010	\$7,667,482	7.61%	\$7,576,600	8.73%	\$6,764,576	-1.19%
% of Salaries to Revenue	32.70%	32.70%		33.85%		36.39%	
% of Benefits to Revenue	11.38%	11.50%		12.01%		12.44%	
Total to Revenue	44.08%	44.20%		45.86%		48.82%	
Days of Operating Cash	348.36	330.80		312.08		281.52	

Southeastern Local Schools
Clark County, Ohio

General Fund Financial History/Projection

8/31/2019

Percent of Fiscal Year Complete

16.67%

	2019-20 <u>Projection</u>	2019-20 <u>FYTD Actual</u>	<u>FYTD %</u>
REVENUE			
General Property (Real Estate)	\$2,574,755.00	\$1,069,106.00	41.52%
Tangible Personal Property	\$352,980.00	\$152,744.00	43.27%
Income Tax	\$1,113,016.00	\$378,862.00	34.04%
Unrestricted Grants-in-Aid	\$4,179,818.00	\$692,041.00	16.56%
Restricted Grants-in-Aid	\$52,092.00	\$8,481.00	16.28%
Restricted Grants-in-Aid - SFSF	\$0.00	\$0.00	#DIV/0!
Property Tax Allocation	\$364,827.00	\$7,268.00	1.99%
All Other Operating Revenue	\$898,900.00	\$146,640.00	16.31%
TOTAL	\$9,536,388.00	\$2,455,142.00	25.74%
EXPENDITURES			
Salaries & Wages	\$5,551,083.00	\$893,346.00	16.09%
Benefits	\$1,933,125.00	\$305,326.00	15.79%
Services	\$1,948,313.00	\$178,962.00	9.19%
Supplies	\$247,661.00	\$57,199.00	23.10%
Equipment	\$66,470.00	\$10,857.00	16.33%
Debt	\$0.00	\$0.00	#DIV/0!
Other	\$149,613.00	\$44,117.00	29.49%
TOTAL	\$9,896,265.00	\$1,489,807.00	15.05%
SURPLUS/(DEFICIT)	(\$359,877.00)	\$965,335.00	(\$304,665.00)

Southeastern Local Schools
Explanation of Checks Over \$5,000

08/01/2019-08/31/2019

Check #	Vendor Name	Amount	Explanation
098179	Kapp Construction	\$162,309.55	Multi-Purpose Building Draw #2
098186	MVECA	\$22,161.00	FY20 Computer Services/Support
098208	Apple Inc	\$11,469.95	Kindergarten iPads and Accessories
098215	ITsavvy	\$5,626.94	Chromebook cart and Toner
098256	Dell	\$52,731.80	220 Chromebooks and Licenses for 5-9
997021	Payroll	\$233,485.37	August 5th Payroll
997038	Payroll	\$243,177.98	August 20th Payroll
997042	EPC Self Funded Medical Plan	\$75,746.70	Board Share of Medical Insurance
997047	Retirement STRS	\$5,113.95	STRS PickUp on PickUp
997049	Payroll	\$6,458.10	Board Share of Medicare and FICA
997050	Foundation	\$69,256.00	Board Portion of STRS and SERS
997056	Auditor Clark County	\$20,527.80	Collection expenses for real estate taxes
997057	Foundation	\$50,709.41	County Board, Community Schools, Open Enrollment, ect

-- Options Summary --

Output file: CHEKPY.TXT
Print options page? (Y,N) Y
Sort options: C
Sub-total by vendor (Y,N): N
Print missing check numbers. (Y,N): N
Check types to select. (D,I,M,P,R,T,W): D,I,M,P,R,T,W
Check statuses to select. (O,R,V): O,R,V
Print vendor from PO or check. (P,C): C
Date Selection From: 08/01/2019
To: 08/31/2019
Summary or Detail report? (S,D) S
Single or Double space summary report? (S,D) S
Include or Exclude the following vendors?(I,E) I

BAT_CHEKPY executed by SE_BKITCHEN on node MVECA0:: at 9-SEP-2019 08:25:43.35

Date: 09/09/2019
 Time: 8:25 am

SOUTHEASTERN LOCAL SCHOOL
 SORT BY CHECK NUMBER

Page: 1
 (CHEKPY)

CHECK DATES BETWEEN 08/01/2019 AND 08/31/2019

WARRANTRECONCILED, VOID, OUTSTANDING, REFUND, MEMO, INVEST, TRANSFER, DISTRIB, PAYROLL

CHECK	TYPE	DATE	VENDOR	VENDOR	STATUS/DATE	BANK CODE	CHECK AMOUNT
098108	W	07/16/2019	CLARK STATE COMMUNITY COLLEGE Attn: Continuing Education Dep	002450	RECONCILED:08/31/2019		500.00
098121	W	07/16/2019	Megacity Fire Protection	034142	RECONCILED:08/31/2019		314.60
098136	W	07/18/2019	Ohio FFA Camp Muskingum	033247	RECONCILED:08/31/2019		855.00
098146	W	07/25/2019	De Lage Landen	034335	RECONCILED:08/31/2019		2,162.00
098150	W	07/25/2019	KINCAIDS	006764	RECONCILED:08/31/2019		59.00
098152	W	07/25/2019	Ohio Mobile Shredding	032609	RECONCILED:08/31/2019		225.62
098155	W	07/25/2019	Therapy Shoppe	033513	RECONCILED:08/31/2019		192.36
098158	W	08/08/2019	ACP Direct	033270	RECONCILED:08/31/2019		258.00
098159	W	08/08/2019	Apple Inc	034275	RECONCILED:08/31/2019		1,048.50
098160	W	08/08/2019	AT&T	033049	RECONCILED:08/31/2019		137.58
098161	W	08/08/2019	BMI EDUCATIONAL SERVICES	001393	RECONCILED:08/31/2019		565.30
098162	W	08/08/2019	Bowser Morner Inc	010327			2,404.55
098163	W	08/08/2019	Buck Run Commercial Doors & Hardware	034898	RECONCILED:08/31/2019		239.00
098164	W	08/08/2019	C H Health Services Co Mercy Health Occup Health	002395	RECONCILED:08/31/2019		424.00
098165	W	08/08/2019	CES	033985	RECONCILED:08/31/2019		256.32
098166	W	08/08/2019	Classroom Direct/ School Specialty Inc.	031777	RECONCILED:08/31/2019		78.19
098167	W	08/08/2019	Columbus Customer Charges	007000	RECONCILED:08/31/2019		91.41
098168	W	08/08/2019	DARRICK RIGGS	032170	RECONCILED:08/31/2019		291.74
098169	W	08/08/2019	Decker Inc.	031526	RECONCILED:08/31/2019		113.53
098170	W	08/08/2019	Delong Heating & Air	033278	RECONCILED:08/31/2019		1,962.00
098171	W	08/08/2019	F & S SCHOOL SUPPLY	004390	RECONCILED:08/31/2019		164.58
098172	W	08/08/2019	Flagway House	030851	RECONCILED:08/31/2019		495.65
098173	W	08/08/2019	Geer Gas Corporation	010097	RECONCILED:08/31/2019		20.46
098174	W	08/08/2019	Gem City Tire	033016	RECONCILED:08/31/2019		3,536.55
098175	W	08/08/2019	Gopher	032882	RECONCILED:08/31/2019		512.34
098176	W	08/08/2019	Greenon Local School District	034028	RECONCILED:08/31/2019		4,848.85
098177	W	08/08/2019	H. W. MANN & SONS	007650	RECONCILED:08/31/2019		120.00
098178	W	08/08/2019	Hertz Furniture Systems LLC	880116	RECONCILED:08/31/2019		424.55
098179	W	08/08/2019	JANTON COMPANY	006405	RECONCILED:08/31/2019		59.76
098180	W	08/08/2019	Kapp Construction Inc.	880109	RECONCILED:08/31/2019		162,309.55
098181	W	08/08/2019	KS StateBank Government Finance Department	035201	RECONCILED:08/31/2019		296.05
098182	W	08/08/2019	LOWE'S COMPANY	007430	RECONCILED:08/31/2019		275.37
098183	W	08/08/2019	Mabe's Clothing & Athletic Apparel	033747	RECONCILED:08/31/2019	1	240.00
098184	W	08/08/2019	MACRAY CO INC.	007480	RECONCILED:08/31/2019		66.00
098185	W	08/08/2019	Mad Mobile Glass	033244	RECONCILED:08/31/2019		635.46
098186	W	08/08/2019	MVECA	008305	RECONCILED:08/31/2019		22,161.00
098187	W	08/08/2019	Oakes Door Service, Inc.	880131	RECONCILED:08/31/2019		4,190.00
098188	W	08/08/2019	OASBO	010160	RECONCILED:08/31/2019		744.00
098189	W	08/08/2019	OHIO FFA ASSOCIATION	010152	RECONCILED:08/31/2019		260.00
098190	W	08/08/2019	QUILL CORPORATION	010750	RECONCILED:08/31/2019		34.02
098191	W	08/08/2019	Rochester 100 Inc	035186	RECONCILED:08/31/2019		700.00
098192	W	08/08/2019	SCANTRON CORP	011530	RECONCILED:08/31/2019		1,074.39
098193	W	08/08/2019	School Health	034131	RECONCILED:08/31/2019		95.75
098194	W	08/08/2019	School Outfitters	034307	RECONCILED:08/31/2019		1,711.06
098195	W	08/08/2019	School Specialty	005260	RECONCILED:08/31/2019		93.15
098196	W	08/08/2019	SchoolOutlet.com	880122	RECONCILED:08/31/2019		383.05

Date: 09/09/2019
Time: 8:25 am

SOUTHEASTERN LOCAL SCHOOL
SORT BY CHECK NUMBER

Page: 2
(CHEKPY)

CHECK DATES BETWEEN 08/01/2019 AND 08/31/2019

WARRANTRECONCILED, VOID, OUTSTANDING, REFUND, MEMO, INVEST, TRANSFER, DISTRIB, PAYROLL

CHECK	TYPE	DATE	VENDOR	VENDOR	STATUS/DATE	BANK CODE	CHECK AMOUNT
098197	W	08/08/2019	SHERWIN WILLIAMS	002183	RECONCILED:08/31/2019		28.71
098198	W	08/08/2019	SHOEMAKER'S HOME CENTER	011950	RECONCILED:08/31/2019		325.01
098199	W	08/08/2019	STANTON SHEET MUSIC	012750	RECONCILED:08/31/2019		243.00
098200	W	08/08/2019	Time Warner Cable-SWO Division	035001	RECONCILED:08/31/2019		345.23
098201	W	08/08/2019	Timothy Black	880134	RECONCILED:08/31/2019		47.25
098202	W	08/08/2019	West Interactive Service Corp	033621	RECONCILED:08/31/2019		927.15
098203	W	08/08/2019	WILLIAM H.SADLIER, INC.	010444	RECONCILED:08/31/2019		731.80
098204	W	08/08/2019	WILSON PRINTING AND GRAPHICS	031158	RECONCILED:08/31/2019		527.33
098206	W	08/12/2019	PETTY CASH	003101	RECONCILED:08/31/2019	1	1,500.00
098207	W	08/15/2019	Anthony Demam	033799	RECONCILED:08/31/2019	1	65.00
098208	W	08/15/2019	Apple Inc	034275	RECONCILED:08/31/2019		11,469.95
098209	W	08/15/2019	BOB POWERS	000057	RECONCILED:08/31/2019	1	25.00
098210	W	08/15/2019	Bowser Morner Inc	010327			1,745.70
098211	W	08/15/2019	CARL BUMGARNER	001751	RECONCILED:08/31/2019	1	25.00
098212	W	08/15/2019	Commercial Cleaning Professionals	032370	RECONCILED:08/31/2019		125.00
098213	W	08/15/2019	DICK BLICK COMPANY DEPT 77-6910	001387	RECONCILED:08/31/2019		1,619.46
098214	W	08/15/2019	ENASCO	034471	RECONCILED:08/31/2019		19.01
098215	W	08/15/2019	ITsavvy	034144	RECONCILED:08/31/2019		5,626.94
098216	W	08/15/2019	JANTON COMPANY	006405	RECONCILED:08/31/2019		48.83
098217	W	08/15/2019	Jeffrey Bradds	880135	RECONCILED:08/31/2019		25.25
098218	W	08/15/2019	Jeffrey Hall	034729	RECONCILED:08/31/2019	1	35.00
098219	W	08/15/2019	John Kee	880139	RECONCILED:08/31/2019	1	65.00
098220	W	08/15/2019	KINCAIDS	006764	RECONCILED:08/31/2019		621.49
098221	W	08/15/2019	Linda Hitt	880133			122.00
098222	W	08/15/2019	Megacity Fire Protection	034142	RECONCILED:08/31/2019		2,525.00
098223	W	08/15/2019	Michael Kreemer	032949	RECONCILED:08/31/2019	1	65.00
098224	W	08/15/2019	Michael Stacy dba Stacy's Flooring	880112	RECONCILED:08/31/2019		350.00
098225	W	08/15/2019	Nathan DeGasperis	880140		1	65.00
098226	W	08/15/2019	OEDSA C/O North Canton City Sc Todd Tolson	000227	RECONCILED:08/31/2019		400.00
098227	W	08/15/2019	PCM-G, Inc.	030141	RECONCILED:08/31/2019		1,107.00
098228	W	08/15/2019	Pioneer Athletics	034630	RECONCILED:08/31/2019	1	1,575.00
098229	W	08/15/2019	Pitney Bowes Reserve Account	011099	RECONCILED:08/31/2019		1,000.00
098230	W	08/15/2019	Plattensburg Certified Public Accountants	034165	RECONCILED:08/31/2019		1,400.00
098231	W	08/15/2019	Premier Agendas Inc	030988	RECONCILED:08/31/2019		3,196.00
098232	W	08/15/2019	Scholastic Inc	032833	RECONCILED:08/31/2019		98.89
098233	W	08/15/2019	SCHOOLPRIDE	032340	RECONCILED:08/31/2019	1	30.00
098234	W	08/15/2019	Scott Lamb	032726	RECONCILED:08/31/2019		43.84
098235	W	08/15/2019	Southern Computer Warehouse	034566	RECONCILED:08/31/2019		3,327.27
098236	W	08/15/2019	SPRINGFIELD FENCE CO INC	012640			250.00
098237	W	08/15/2019	Tierney Brothers Inc.	034619	RECONCILED:08/31/2019		1,420.65
098238	W	08/15/2019	Tim Hessing	880138	RECONCILED:08/31/2019	1	65.00
098239	W	08/15/2019	Tri-County Electric, LLC	880058	RECONCILED:08/31/2019		4,975.00
098240	W	08/15/2019	VECTREN ENERGY DELIVERY	003350	RECONCILED:08/31/2019		30.49
098241	W	08/15/2019	Vivacity Tech PBC	880125	RECONCILED:08/31/2019		1,200.00
098242	W	08/21/2019	Dustin Hughes	034634	RECONCILED:08/31/2019		1,000.00
098243	W	08/23/2019	WAL MART	030861	RECONCILED:08/31/2019		1,587.00

Date: 09/09/2019
 Time: 8:25 am

SOUTHEASTERN LOCAL SCHOOL
 SORT BY CHECK NUMBER

CHECK DATES BETWEEN 08/01/2019 AND 08/31/2019

WARRANTRECONCILED, VOID, OUTSTANDING, REFUND, MEMO, INVEST, TRANSFER, DISTRIB, PAYROLL

CHECK	TYPE	DATE	VENDOR	VENDOR	STATUS/DATE	BANK CODE	CHECK AMOUNT
098244	W	08/29/2019	American Fidelity Administrive Services, LLC	034825	RECONCILED:08/31/2019		1,212.25
098245	W	08/29/2019	AQUA-FALLS GLACIER MOUNTAIN	030172			35.70
098246	W	08/29/2019	Bakers Locksmithing Services	035024			626.00
098247	W	08/29/2019	BMI EDUCATIONAL SERVICES	001393			610.54
098248	W	08/29/2019	Booksource	034761			295.45
098249	W	08/29/2019	BRAKE SPRING & ALIGNMENT	030956			348.09
098250	W	08/29/2019	CAROLINA BIO SUPPLY	001838			229.57
098251	W	08/29/2019	CLARK COUNTY EDUCATIONAL SERVICE CENTER	002300	RECONCILED:08/31/2019		2,895.06
098252	W	08/29/2019	Classroom Direct/School Specialty Inc.	031777			14.41
098253	W	08/29/2019	COLUMBUS CLAY CO.	014917			471.50
098254	W	08/29/2019	Data Recognition Corporation BIN#131410	035102			1,142.37
098255	W	08/29/2019	DAYTON POWER AND LIGHT COMPANY	032183			482.88
098256	W	08/29/2019	DELL	031871			52,731.80
098257	W	08/29/2019	DICK BLICK COMPANY DEPT 77-6910	001387			1,182.69
098258	W	08/29/2019	Discount Magazine Subscription Service, Inc.	033598			190.81
098259	W	08/29/2019	EAI Education	032633			261.05
098260	W	08/29/2019	ENASCO	034471			35.50
098261	W	08/29/2019	George Patton Associates, Inc. dba: Displays2go	880136		1	235.45
098262	W	08/29/2019	GOPHER ATHLETIC	005065			1,811.86
098263	W	08/29/2019	Gregory Mac Eachern	033814		1	58.00
098264	W	08/29/2019	Heinemann	034401			666.60
098265	W	08/29/2019	HF Group - Ohio	033597			430.69
098266	W	08/29/2019	HOUGHTON MIFFLIN CO.	020405			1,750.88
098267	W	08/29/2019	James Bland	034014		1	65.00
098268	W	08/29/2019	Jim Bobo	032437		1	65.00
098269	W	08/29/2019	John Pennix	880143		1	70.00
098270	W	08/29/2019	Kelton Gray	035211		1	65.00
098271	W	08/29/2019	Khamla Ramont	880144		1	58.00
098272	W	08/29/2019	KINCAIDS	006764			6.00
098273	W	08/29/2019	KS StateBank Government Finance Department	035201			296.05
098274	W	08/29/2019	Lakeshore Learning Materials	032560			136.09
098275	W	08/29/2019	Mad Mobile Glass	033244			986.60
098276	W	08/29/2019	MailFinance	033980			285.00
098277	W	08/29/2019	Mark Miller	880038		1	65.00
098278	W	08/29/2019	Mascot Junction, Inc.	880119			2,667.00
098279	W	08/29/2019	Mascot Junction, Inc. dba PBIS Teaching Tools	880123			3,367.00
098280	W	08/29/2019	Megacity Fire Protection	034142			250.00
098281	W	08/29/2019	Music Express	034467			195.00
098282	W	08/29/2019	Ohio FFA Camp Muskingum	033247			285.00
098283	W	08/29/2019	PBISapps	880128			350.00
098284	W	08/29/2019	PITSCO	010556			134.48
098285	W	08/29/2019	Premier Agendas Inc	030988			1,033.23
098286	W	08/29/2019	RENAISSANCE LEARNING, INC	020527			2,745.00

Date: 09/09/2019
 Time: 8:25 am

SOUTHEASTERN LOCAL SCHOOL
 SORT BY CHECK NUMBER

CHECK DATES BETWEEN 08/01/2019 AND 08/31/2019

WARRANTRECONCILED, VOID, OUTSTANDING, REFUND, MEMO, INVEST, TRANSFER, DISTRIB, PAYROLL

CHECK	TYPE	DATE	VENDOR	VENDOR	STATUS/DATE	BANK CODE	CHECK AMOUNT
098287	W	08/29/2019	Resources for Educators	010180			498.00
098288	W	08/29/2019	RICK DELANEY	003402		1	70.00
098289	W	08/29/2019	SASC, LLC dba Active Learning, LLC	034130			44.90
098290	W	08/29/2019	Scholastic Inc	032833			3,219.55
098291	W	08/29/2019	School Health Corporation	034123		1	1,326.41
098292	W	08/29/2019	School Specialty Inc.	034604	RECONCILED:08/31/2019		259.70
098293	W	08/29/2019	School Specialty: Office Supplies	034639			268.00
098294	W	08/29/2019	STAPLES BUSINESS ADVANTAGE	031888			107.53
098295	W	08/29/2019	Steven DiBacco	034943		1	70.00
098296	W	08/29/2019	Student Impact Initiative dba Relevant Speakers Network	880120		1	950.00
098297	W	08/29/2019	TEACHER'S DISCOVERY	030229			560.84
098298	W	08/29/2019	The Meeting Connection	880111			460.00
098299	W	08/29/2019	Thomas Bowman	034955		1	70.00
098300	W	08/29/2019	Thomas Geyer	032741		1	60.00
098301	W	08/29/2019	Tierney Brothers Inc.	034619	RECONCILED:08/31/2019		3,130.00
098302	W	08/29/2019	Todd Flora	033658		1	65.00
098303	W	08/29/2019	Toyota Material Equipment, Inc dba: ProLift Industrial Equip	880137			449.00
098304	W	08/29/2019	Tri-County Electric, LLC	880058	RECONCILED:08/31/2019	1 (Multi-bank check)	550.00
098305	W	08/29/2019	Voyager Sopris Learning	034764			877.50
098306	W	08/29/2019	WILSON PRINTING AND GRAPHICS	031158			252.52
098307	W	08/29/2019	WORTHINGTON DIRECT, INC	031542			5,058.37
997021	C	08/05/2019	PAYROLL	900005		(Multi-bank check)	233,485.37
997038	C	08/20/2019	PAYROLL	900005		(Multi-bank check)	243,177.98
997039	D	08/21/2019	CORRECTING ENTRY	900038			85,800.00
997040	M	08/27/2019	CORRECTING ENTRY	900038			699.01
997041	M	08/28/2019	CORRECTING ENTRY	900038			3,064.97
997042	M	08/30/2019	EPC-Self-Funded Medical Plan	900052		1 (Multi-bank check)	75,746.70
997043	M	08/30/2019	EPC Dental/Vision Benefit Plan Dental Plan	900053		(Multi-bank check)	1,461.46
997044	M	08/30/2019	EPC Dental/Vision Benefit Plan Dental Plan	900053			2,789.20
997045	M	08/30/2019	Sun Life Assurance Company of Canada	900055		(Multi-bank check)	397.32
997046	M	08/30/2019	EPC-Dental/Vision Benefit Plan Vision Plan	900054		(Multi-bank check)	1,297.60
997047	M	08/30/2019	RETIREMENT STRS	900001			5,113.95
997048	M	08/30/2019	RETIREMENT SERS	900002			802.31
997049	M	08/30/2019	PAYROLL	900005		(Multi-bank check)	6,458.10
997050	M	08/30/2019	FOUNDATION	900014		(Multi-bank check)	69,256.00
997051	M	08/30/2019	CORRECTING ENTRY	900038			3,083.06
997052	M	08/30/2019	AUDITOR CLARK COUNTY	900022			113.64
997053	M	08/31/2019	SECURITY NATIONAL BANK	900042			100.00
997054	M	08/31/2019	SECURITY NATIONAL BANK	900042			195.00
997055	M	08/31/2019	AUDITOR GREENE COUNTY	900010			768.79
997056	M	08/31/2019	AUDITOR CLARK COUNTY	900022			20,257.80
997057	M	08/31/2019	FOUNDATION	900014			50,709.41

V VOIDED CHECKS

0

CHECK TOTALS

0.00

Date: 09/09/2019
Time: 8:25 am

SOUTHEASTERN LOCAL SCHOOL
SORT BY CHECK NUMBER

Page: 5
(CHEKPY)

CHECK DATES BETWEEN 08/01/2019 AND 08/31/2019

WARRANTRECONCILED, VOID, OUTSTANDING, REFUND, MEMO, INVEST, TRANSFER, DISTRIB, PAYROLL

CHECK	TYPE	DATE	VENDOR	VENDOR	STATUS/DATE	BANK CODE	CHECK AMOUNT
R	RECONCILED CHECKS		92	CHECK TOTALS			273,115.30
W	WARRANT CHECKS		156	CHECK TOTALS			368,846.46
M	MEMO CHECKS		18	CHECK TOTALS			242,314.32
B	REFUND CHECKS		0	CHECK TOTALS			0.00
I	INVESTMENT CHECKS		0	CHECK TOTALS			0.00
T	TRANSFER CHECKS		0	CHECK TOTALS			0.00
D	DISTRIBUTION CHECKS		1	CHECK TOTALS			85,800.00
C	PAYROLL CHECKS		2	CHECK TOTALS			476,663.35
	MISSING CHECKS		0				
**	TOTAL CHECKS (LESS VOIDED)		177	** TOTAL NET			1,173,624.13
***	TOTAL CHECKS WRITTEN		177	*** GRAND TOTALS			1,173,624.13

-- Options Summary --

Summary or Detail Report? (S,D) D
Output file: FINSUMM.TXT
Type: CSV
Print options page? (Y,N) Y
Generate FINDET report for comparison? (Y,N) Y
Sort options: FS
Include future encumbrance amounts? (Y,N) N
Include accounts with zero amounts? (Y,N) N
Include accounts which are no longer active? (Y,N,I) N

BAT_FINSUM executed by SE_BKITCHEN on node MVECA0:: at 9-SEP-2019 09:59:32.27

Date: 09/09/2019
 Time: 9:59 am

SOUTHEASTERN LOCAL SCHOOL
 Financial Report by Fund/SCC

Page: 1
 (FINSUM)

Fund #	Fund Description	FYTD Receipts	MTD Expenditures	FYTD Expenditures	Current Fund Balance	Current Encumbrances	Unencumbered Fund Balance	Bank Code
001 0000	CASH CONTROL - GENERAL FUND							
	6,121,944.88	0.00	2,504,756.34	36,317.62	1,526,126.27	7,100,574.95	440,932.68	6,659,642.27
001 9018	Chromebook							
	210.36	0.00	0.00	0.00	0.00	210.36	0.00	210.36
001 9412	GENERAL SET ASIDE (5%)							
	102,837.52	0.00	0.00	0.00	0.00	102,837.52	0.00	102,837.52
003 0000	GENERAL INTEREST							
	2,664,914.16	0.00	40,097.25	138.00	138.00	2,704,873.41	4,875.00	2,699,998.41
003 9001	PERMANENT IMPROVEMENT VOTED							
	1,052,906.35-	0.00	93,579.40	1,439.00	107,382.69	1,066,709.64-	1,604,779.65	2,671,489.29-
003 9003	AUDITORIUM RENOVATION							
	848.38	0.00	0.00	0.00	0.00	848.38	0.00	848.38
003 9019	Multi-Purpose							
	37,984.68-	0.00	0.00	0.00	162,309.55	200,294.23-	1,386,255.77	1,586,550.00-
006 0000	LUNCHROOM CASH CONTROL							
	0.00	0.00	2,110.27	0.00	17,937.33	15,827.06-	115,345.47	131,172.53- 1
018 9081	PRINCIPAL'S SUPPORT - MIAMI VIEW							
	294.49	0.00	0.00	0.00	0.00	294.49	0.00	294.49 1
018 9082	PRINCIPAL'S SUPPORT - HIGH SCHOOL							
	0.00	0.00	0.00	495.00	2,630.45	2,630.45-	1,250.00	3,880.45- 1
018 9281	MIDDLE SCHOOL PRINCIPAL'S SUPPORT							
	1,985.23	0.00	81.00	0.00	0.00	2,066.23	687.69	1,378.54
019 9091	MIAMI VIEW WORKROOM/LOUNGE							
	727.85	0.00	135.92	0.00	0.00	863.77	0.00	863.77 1
019 9092	TEACHER'S LOUNGE - HIGH SCHOOL							
	575.85	0.00	79.77	0.00	0.00	655.62	102.99	552.63
022 9012	Wellness Incentive							
	8,970.85	0.00	0.00	0.00	0.00	8,970.85	0.00	8,970.85
022 9013	Julia Salyers Memorial Fund							
	402.00	0.00	0.00	0.00	0.00	402.00	0.00	402.00
022 9014	Jerry South Memorial Fund							
	397.84	0.00	0.00	0.00	500.00	102.16-	0.00	102.16-

*** NOTE!! ONLY ACTIVE ACCOUNTS HAVE BEEN SELECTED, TOTALS MAY EXCLUDE AMOUNTS THAT ARE RELATED TO INACTIVE ACCOUNTS.

Date: 09/09/2019
 Time: 9:59 am

SOUTHEASTERN LOCAL SCHOOL
 Financial Report by Fund/SCC

Fund #	Fund Description	FYTD Receipts	MTD Expenditures	FYTD Expenditures	Current Fund Balance	Current Encumbrances	Unencumbered Fund Balance	Bank Code
022 9081	PRINCIPAL'S FUND/STAFF RECOGNITION	783.75	0.00	0.00	783.75	3,283.75	2,500.00-	
022 9082	PRINCIPAL'S FUND/STAFF RECOGNITION	601.29-	0.00	0.00	601.29-	500.00	1,101.29-	
022 9208	2008 Section 125	26.17	0.00	0.00	26.17	0.00	26.17	
022 9281	PRINCIPAL'S FUND/STAFF RECOGNITION	693.82	0.00	0.00	693.82	693.82	0.00	
027 0000	BWC Distribution Account	69,433.37	0.00	0.00	69,433.37	12,648.00	56,785.37	
200 9000	Washington DC Trip	2,772.34	0.00	0.00	2,772.34	0.00	2,772.34	
200 9009	Class of 2009	0.00	0.00	0.00	0.00	433.95	433.95-	
200 9013	Class of 2013	816.46	0.00	0.00	816.46	0.00	816.46	
200 9014	Class of 2014	250.00	0.00	0.00	250.00	0.00	250.00	
200 9015	Class of 2015	187.01	0.00	0.00	187.01	0.00	187.01	
200 9016	Class of 2016	381.97	0.00	0.00	381.97	0.00	381.97	
200 9017	Class of 2017	181.27-	0.00	0.00	181.27-	75.00	256.27-	
200 9018	Class of 2018	1,679.47-	0.00	0.00	1,679.47-	0.00	1,679.47-	
200 9019	Class of 2019	54.96	0.00	0.00	78.50	23.54-	23.54-	
200 9020	Class of 2020	734.33	0.00	0.00	734.33	0.00	734.33	
200 9021	Class of 2021	149.00	0.00	0.00	149.00	0.00	149.00	

*** NOTE!! ONLY ACTIVE ACCOUNTS HAVE BEEN SELECTED, TOTALS MAY EXCLUDE AMOUNTS THAT ARE RELATED TO INACTIVE ACCOUNTS.

Date: 09/09/2019
 Time: 9:59 am

SOUTHEASTERN LOCAL SCHOOL
 Financial Report by Fund/SCC

Page: 3
 (FINSUM)

Fund #	Fund Description	FYTD Receipts	MTD Expenditures	FYTD Expenditures	Current Fund Balance	Current Encumbrances	Unencumbered Fund Balance	Bank Code
200 9022	Class of 2022	65.00	0.00	0.00	65.00	0.00	65.00	
200 9201	FUTURE FARMERS OF AMERICA	2,931.22	150.00	120.00	1,694.22	5,068.00	3,373.78-	
200 9202	FAMILIES CAREERS & COMMUNITY LEADERS OF AMERI	3,121.42	0.00	0.00	3,121.42	420.94	2,700.48	1
200 9203	FUTURE EDUCATORS OF AMERICA	119.74	0.00	0.00	119.74	0.00	119.74	
200 9205	NATIONAL HONOR SOCIETY	140.44	0.00	0.00	140.44	385.00	244.56-	1
200 9206	STUDENT COUNCIL - HI SCHOOL	456.50-	0.00	0.00	456.50-	0.00	456.50-	
200 9207	ACHIEVEMENT THRU TEAMWORK	668.01	0.00	0.00	668.01	0.00	668.01	
200 9208	Spanish Club	183.53	0.00	0.00	183.53	0.00	183.53	
200 9209	E3 (Encourage, Empower, Educate) Committee	3,277.83	0.00	0.00	3,277.83	0.00	3,277.83	
200 9210	SPIRIT CLUB	2,403.94	0.00	0.00	2,403.94	0.00	2,403.94	
200 9215	LAND LAB	264.28	0.00	0.00	264.28	0.00	264.28	
200 9216	MIAMI VIEW MIDDLE SCHOOL STUDENT COUNCIL	4,631.78	0.00	240.00	4,391.78	0.00	4,391.78	1
200 9217	Jr. High Student Council	4,838.30	0.00	0.00	4,838.30	0.00	4,838.30	
200 9222	S.A.D.D. CASH	206.74	0.00	0.00	206.74	0.00	206.74	
200 9225	H20 HELP TO OTHERS	1,096.82	0.00	0.00	1,096.82	0.00	1,096.82	
200 9226	Art Club	1,973.69	0.00	0.00	1,973.69	375.00	1,598.69	

*** NOTE!! ONLY ACTIVE ACCOUNTS HAVE BEEN SELECTED, TOTALS MAY EXCLUDE AMOUNTS THAT ARE RELATED TO INACTIVE ACCOUNTS.

Date: 09/09/2019
 Time: 9:59 am

SOUTHEASTERN LOCAL SCHOOL
 Financial Report by Fund/SCC

Page: 4
 (FINSUM)

Fund #	Fund Description	FYTD Receipts	MTD Expenditures	FYTD Expenditures	Current Fund Balance	Current Encumbrances	Unencumbered Fund Balance	Bank Code
300 9303	CHEERLEADERS - HI SCHOOL 3,445.00-	0.00	0.00	0.00	3,445.00-	3,026.84	6,471.84-	
300 9304	CHOIR - HI SCHOOL 755.43	0.00	0.00	0.00	755.43	0.00	755.43	
300 9305	DRAMA - HI SCHOOL 10,804.29	0.00	0.00	0.00	10,804.29	234.85	10,569.44	
300 9306	Bowling Club 6,379.15-	0.00	0.00	0.00	6,379.15-	637.00	7,016.15-	
300 9308	TROJAN TIMES 1.66	0.00	0.00	0.00	1.66	0.00	1.66	
300 9309	YEARBOOK 5,461.80-	0.00	150.00	0.00	5,311.80-	0.00	5,311.80-	
300 9312	Wrestling Club 9,779.20-	0.00	0.00	0.00	9,779.20-	2,585.30	12,364.50-	
300 9313	CHEERLEADERS - MIAMI VIEW 3,122.24-	0.00	0.00	0.00	3,122.24-	0.00	3,122.24-	
300 9320	ATHLETICS - HI SCHOOL 6,109.82	0.00	4,027.00	1,147.50	6,652.43	19,136.93	15,652.54-	1
300 9330	ATHLETICS MIAMI VIEW 2,897.39-	0.00	714.00	0.00	2,433.39-	5,413.19	7,846.58-	1
450 9407	SCHOOLNET 0.01	0.00	0.00	0.00	0.01	0.00	0.01	
459 9903	OHIO READS GRANT 300.00	0.00	0.00	0.00	300.00	0.00	300.00	
459 9905	OHIO READS 2,000.00	0.00	0.00	0.00	2,000.00	0.00	2,000.00	
461 9019	5th Qrt Grant 0.00	0.00	1,802.75	0.00	1,843.85	41.10-	41.10-	
499 9014	Early Literacy Grant 7,805.06	0.00	0.00	0.00	7,805.06	0.00	7,805.06	
499 9019	SCHOOL SAFETY 4,084.95	0.00	0.00	0.00	4,084.95	0.00	4,084.95	

*** NOTE!! ONLY ACTIVE ACCOUNTS HAVE BEEN SELECTED, TOTALS MAY EXCLUDE AMOUNTS THAT ARE RELATED TO INACTIVE ACCOUNTS.

Date: 09/09/2019
 Time: 9:59 am

SOUTHEASTERN LOCAL SCHOOL
 Financial Report by Fund/SCC

Fund #	Fund Description	FYTD Receipts	MTD Expenditures	FYTD Expenditures	Current Fund Balance	Current Encumbrances	Unencumbered Fund Balance	Bank Code
499 9107	Project Lead the Way 0.45	0.00	0.00	0.00	0.45	0.00	0.45	
499 9108	Project Lead the Way 0.00	0.00	0.00	0.00	0.00	100.00	100.00-	
499 9401	READING IMPROVEMENT INCENTIVE AWARD 0.00	0.00	0.00	1,745.00	1,745.00-	0.00	1,745.00-	
499 9900	BUILDING INCENTIVE 128.59	0.00	0.00	0.00	128.59	0.00	128.59	
516 919R	6B IDEA RESTORATION 0.00	42,840.65	0.00	42,840.65	0.00	0.00	0.00	
516 9602	TITLE IV-B 2002 0.56	0.00	0.00	0.00	0.56	0.00	0.56	
516 9619	IDEA 2,514.84	0.00	0.00	26,103.00	23,588.16-	0.00	23,588.16-	
572 9219	Title I 2,326.07	0.00	14,103.16	19,988.23	3,559.00-	0.00	3,559.00-	
572 9220	Title I 0.00	0.00	0.00	0.00	0.00	470.93	470.93-	
573 9302	TITLE VI-INNOVATIVE 1.00	0.00	0.00	0.00	1.00	0.00	1.00	
590 9019	Improving Teacher Quality 0.00	4,972.40	0.00	4,972.40	0.00	0.00	0.00	
599 9018	Title IV-A Student Support & Academic Enrichm 19.08	0.00	0.00	0.00	19.08	0.00	19.08	
GRAND TOTALS:								
	7,918,272.80	0.00	2,709,599.91	39,657.12	1,923,125.35	8,704,747.36	3,609,717.75	5,095,029.61

*** NOTE!! ONLY ACTIVE ACCOUNTS HAVE BEEN SELECTED, TOTALS MAY EXCLUDE AMOUNTS THAT ARE RELATED TO INACTIVE ACCOUNTS.

-- Options Summary --

Output file: SM2M.TXT
Print options page? (Y,N) Y
Fiscal Year: 2020
Beginning Month: 8
Ending Month: 8

BAT_SM2M executed by SE_BKITCHEN on node MVECA0:: at 9-SEP-2019 07:59:57.58

SCHOOL DISTRICT: SOUTHEASTERN LOCAL SCHOOL IRN # 046276 COUNTY: CLARK FISCAL YEAR: 2020 MONTH: 08

	MONTHLY ESTIMATE	MONTHLY ACTUAL	MONTHLY DIFFERENCE	FISCAL YTD ESTIMATE	FISCAL YTD ACTUAL	FISCAL YTD DIFFERENCE
REVENUES						
01.010 General Property (Real Estate)	0	445,506	445,506	0	1,069,106	1,069,106
01.020 Tangible Personal Property Tax	0	152,744	152,744	0	152,744	152,744
01.030 Income Tax	0	0	0	0	378,862	378,862
01.035 Unrestricted Grants-in-Aid	0	356,568	356,568	0	692,041	692,041
01.040 Restricted Grants-in-Aid	0	4,245	4,245	0	8,481	8,481
01.045 Restricted Grants-in-Aid - SFSF	0	0	0	0	0	0
01.050 Property Tax Allocation	0	7,268	7,268	0	7,268	7,268
01.060 All Other Operating Revenue	0	92,723	92,723	0	146,640	146,640
01.070 Total Revenue	0	1,059,054	1,059,054	0	2,455,142	2,455,142
OTHER FINANCING SOURCES						
02.010 Proceeds from Sale of Notes	0	0	0	0	0	0
02.020 State Emergency Loans & Advancements (Approved)	0	0	0	0	0	0
02.040 Operating Transfers-In	0	0	0	0	0	0
02.050 Advances-In	0	0	0	0	49,616	49,616
02.060 All Other Financing Sources	0	0	0	0	0	0
02.070 Total Other Financing Sources	0	0	0	0	49,616	49,616
02.080 Total Revenues and Other Financing Sources	0	1,059,054	1,059,054	0	2,504,758	2,504,758
EXPENDITURES						
03.010 Personal Services	0	449,405	449,405	0	893,346	893,346
03.020 Employees' Retirement/Insurance Benefits	0	160,897	160,897	0	305,326	305,326
03.030 Purchased Services	0	95,344	95,344	0	178,962	178,962
03.040 Supplies and Materials	0	38,440	38,440	0	57,199	57,199
03.050 Capital Outlay	0	8,118	8,118	0	10,857	10,857
03.060 Intergovernmental	0	0	0	0	0	0
04.010 Debt Service: All Principal (Historical)	0	0	0	0	0	0
04.020 Debt Service: Principal - Notes	0	0	0	0	0	0
04.030 Debt Service: Principal - State Loans	0	0	0	0	0	0
04.040 Debt Service: Principal - State Advancements	0	0	0	0	0	0
04.050 Debt Service: Principal - HB 264 Loans	0	0	0	0	0	0
04.055 Debt Service: Principal - Other	0	0	0	0	0	0
04.060 Debt Service: Interest and Fiscal Charges	0	0	0	0	0	0
04.300 Other Objects	0	22,015	22,015	0	44,117	44,117
04.500 Total Expenditures	0	774,219	774,219	0	1,489,807	1,489,807
OTHER FINANCING USES						
05.010 Operating Transfers - Out	0	0	0	0	0	0
05.020 Advances - Out	0	0	0	0	0	0
05.030 All Other Financing Uses	0	0	0	0	0	0
05.040 Total Other Financing Uses	0	0	0	0	0	0
05.050 Total Expenditure and Other Financing Uses	0	774,219	774,219	0	1,489,807	1,489,807
06.010 Excess Rev & Oth Financing Sources over(under) Exp &	0	284,835	284,835	0	1,014,951	1,014,951
07.010 Beginning Cash Balance	0	6,955,109	6,955,109	0	6,224,993	6,224,993
07.020 Ending Cash Balance	0	7,239,944	7,239,944	0	7,239,944	7,239,944
08.010 Outstanding Encumbrances	0	475,368	475,368	0	475,368	475,368