

SOUTHEASTERN LOCAL SCHOOL DISTRICT

FINANCIAL REPORT

05/31/2020



Southeastern Local Schools
Clark County, Ohio

General Fund Financial History/Projection

5/31/2020

Percent of Fiscal Year Complete

91.67%

	2019-20 <u>Projection</u>	2019-20 <u>FYTD Actual</u>	<u>FYTD %</u>
REVENUE			
General Property (Real Estate)	\$2,574,755.00	\$2,603,165.49	101.10%
Tangible Personal Property	\$352,980.00	\$371,098.32	105.13%
Income Tax	\$1,113,016.00	\$1,131,690.63	101.68%
Unrestricted Grants-in-Aid	\$4,179,818.00	\$3,660,776.44	87.58%
Restricted Grants-in-Aid	\$52,092.00	\$46,642.89	89.54%
Restricted Grants-in-Aid - SFSF	\$0.00	\$0.00	#DIV/0!
Property Tax Allocation	\$364,827.00	\$479,618.03	131.46%
All Other Operating Revenue	\$898,900.00	\$792,448.18	88.16%
TOTAL	\$9,536,388.00	\$9,085,439.98	95.27%
EXPENDITURES			
Salaries & Wages	\$5,551,083.00	\$5,232,053.75	94.25%
Benefits	\$1,933,125.00	\$1,856,388.13	96.03%
Services	\$1,948,313.00	\$1,731,240.58	88.86%
Supplies	\$247,661.00	\$207,758.02	83.89%
Equipment	\$66,470.00	\$53,589.34	80.62%
Debt	\$0.00	\$0.00	#DIV/0!
Other	\$149,613.00	\$175,710.39	117.44%
TOTAL	\$9,896,265.00	\$9,256,740.21	93.54%
SURPLUS/(DEFICIT)	(\$359,877.00)	(\$171,300.23)	

**HISTORICAL COMPARISON BY OBJECT
SOUTHEASTERN LOCAL SCHOOLS**

	FY 17 7/16-05/17	FY 18 7/17-5/18	% of Change	FY 19 7/18-05/19	% of Change	FY 20 07/19-05/20	% of Change
REVENUE							
General Property (Real Estate)	\$2,494,873	\$2,601,370	4.27%	\$2,701,739	3.86%	\$2,603,165	-3.65%
Tangible Personal Property	232,706	246,631	5.98%	280,117	13.58%	371,098	32.48%
Income Tax	969,274	1,041,960	7.50%	1,123,141	7.79%	1,131,691	0.76%
Unrestricted Grants-in-Aid	3,688,900	3,792,438	2.81%	3,725,819	-1.76%	3,660,776	-1.75%
Restricted Grants-in-Aid	62,518	58,657	-6.18%	47,815	-18.48%	46,643	-2.45%
Restricted Grants-in-Aid - SFSF	0	0	-	0	-	0	-
Property Tax Allocation	382,408	386,118	0.97%	271,026	-29.81%	479,618	76.96%
All Other Operating Revenue	604,965	801,401	32.47%	894,034	11.56%	792,448	-11.36%
TOTAL REVENUE	\$8,435,644	\$8,928,575	5.84%	\$9,043,691	1.29%	\$9,085,440	0.46%
EXPENDITURES							
Salaries & Wages	4,394,385	4,740,645	7.88%	5,081,841	7.20%	5,232,054	2.96%
Benefits	1,537,308	1,656,695	7.77%	1,740,543	5.06%	1,856,388	6.66%
Services	1,707,887	1,663,509	-2.60%	1,522,690	-8.47%	1,731,241	13.70%
Supplies	172,877	281,879	63.05%	230,412	-18.26%	207,758	-9.83%
Equipment	1,618	41,845	2486.22%	380,050	808.23%	53,589	-85.90%
Debt	0	0	-	-	-	0	-
Other	123,584	136,900	10.77%	163,160	19.18%	175,710	7.69%
TOTAL EXPENDITURES	\$7,937,659	\$8,521,473	7.35%	\$9,118,696	7.01%	\$9,256,740	1.51%
SURPLUS/DEFICIT	497,985	407,102	-18.25%	(75,005)	-118.42%	(171,300)	128.39%
OTHER SOURCES/USES							
Advances/Transfers In	291,995	388,797	33.15%	430,666	10.77%	49,616	-88.48%
Advances/Transfers Out	0	0	-	-	-	0	-
All Other Financing Sources	142,850	72,444	-49.29%	12,722	-82.44%	45,661	258.91%
Debt Service	0	0	-	-	-	0	-
NET SOURCES/USES	434,845	461,241	6.07%	430,666	-6.63%	95,277	-77.88%
BEGINNING CASH	\$6,590,282	\$6,701,477	10.05%	\$6,792,753	1.69%	\$6,744,804	1.36%
ENDING CASH	\$7,523,112	\$7,569,820	11.79%	\$7,135,692	0.80%	\$6,148,969	1.39%
ENCUMBRANCES	\$376,536	\$366,767	56.24%	\$560,081	-57.27%	\$491,079	49.32%
UNENCUMBERED CASH	\$7,146,576	\$7,203,053	7.61%	\$6,588,333	8.73%	\$6,177,702	-1.19%
% of Salaries to Revenue	52.09%	53.10%		56.19%		57.59%	
% of Benefits to Revenue	18.22%	18.55%		19.25%		20.43%	
Total to Revenue	70.32%	71.65%		75.44%		78.02%	
Days of Operating Cash	301.61	283.17		242.04		223.57	

**MONTHLY BUDGET VARIANCE
SOUTHEASTERN LOCAL SCHOOLS**

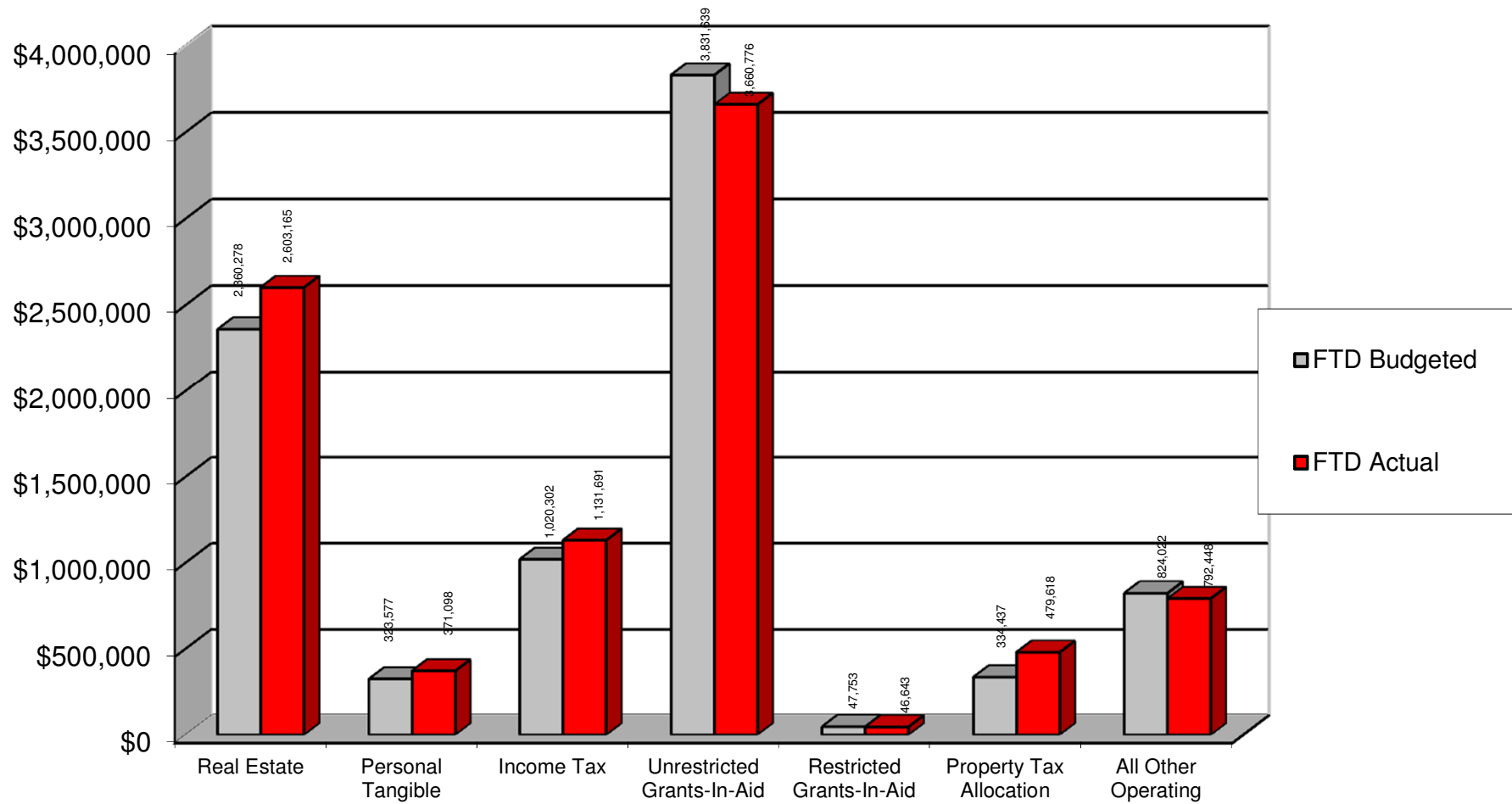
	FTD Budgeted	FTD Actual	Variance	Percentage Variance	MTD Budgeted	MTD Actual	Variance	Percentage Variance
REVENUE								
General Property (Real Estate)	\$2,360,278	\$2,603,165	\$242,888	10.29%	\$0	\$0	\$0	-
Tangible Personal Property	323,577	371,098	47,522	14.69%	\$29,415	0	(29,415)	-100.00%
Income Tax	1,020,302	1,131,691	111,389	10.92%	\$92,751	282,965	190,214	205.08%
Unrestricted Grants-In-Aid	3,831,639	3,660,776	(170,863)	-4.46%	\$348,318	4,240	(344,078)	-98.78%
Restricted Grants-In-Aid	47,753	46,643	(1,110)	-2.32%	\$4,341	0	(4,341)	-
Restricted Grants-In-Aid - SFSF	0	0	0	-	\$0	0	0	-
Property Tax Allocation	334,437	479,618	145,181	43.41%	\$30,402	3,052	(27,350)	-89.96%
All Other Operating Revenue	824,022	792,448	(31,573)	-3.83%	74,908	50,820	(24,088)	-32.16%
TOTAL REVENUE	\$8,742,007	\$9,085,440	\$343,433	3.93%	\$580,136	\$341,077	(\$239,059)	-41.21%
EXPENDITURES								
Salaries & Wages	\$5,088,678	\$5,232,054	(\$143,376)	2.82%	\$462,590	\$449,391	\$13,200	-2.85%
Benefits	\$1,772,096	\$1,856,388	(84,292)	4.76%	161,094	167,081	(5,987)	3.72%
Services	\$1,786,019	\$1,731,241	54,778	-3.07%	162,359	292,862	(\$130,503)	80.38%
Supplies	\$227,031	\$207,758	19,273	-8.49%	20,638	14,499	6,140	-29.75%
Equipment	\$60,933	\$53,589	7,344	-12.05%	5,539	2,055	\$3,484	-62.90%
Debt	\$0	\$0	0	-	0	0	0	-
Other	\$137,150	\$175,710	(38,560)	28.12%	12,468	11,181	1,287	-10.32%
TOTAL EXPENSES	\$9,071,906	\$9,256,740	(\$184,834)	2.04%	\$824,689	\$937,068	(\$112,379)	13.63%
SURPLUS/DEFICIT	(\$329,899)	(\$171,300)	\$158,599	-48.07%	(\$244,553)	(\$595,991)	(\$351,438)	143.71%
OTHER USES/SOURCES								
Transfers/Advances In	49,616	49,616	0	0.00%	0	0	0	-
Transfers/Advances Out	0	0	0	-	0	0	0	-
All Other Financing Sources/(Uses)	0	45,505	45,505	-	664	0	\$16,554	-100.00%
NET SOURCES/USES	49,616	95,121	45,505	91.71%	664	0	16,554	-100.00%

Southeastern Local Schools
Explanation of Checks Over \$5,000

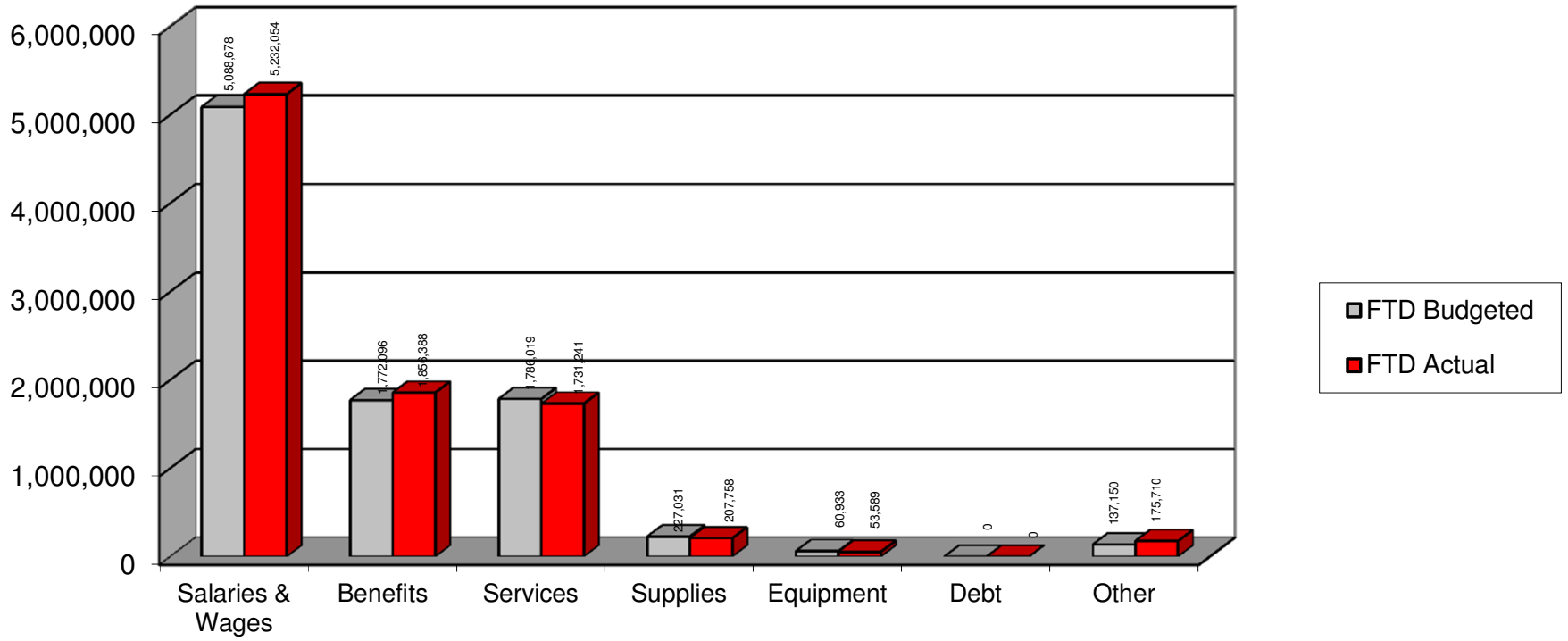
05/01/2020-05/31/2020

Check #	Vendor Name	Amount	Explanation
99604	Clark County ESC	\$104,503.85	March Invoice for services
99609	Dayton Power and Light	\$5,612.80	Monthly Electric Bills
99620	Kapp Construction	\$57,964.62	Draw #11
99631	Habitec Security	\$8,124.30	Door Controls for Multi-Purpose Building
99640	Clark County ESC	\$106,276.06	April Invoice for services
99650	Clark County ESC	\$29,622.20	Second half invoice for Sunset Academy
99658	BB&T	\$17,640.00	Interest Payment on Multi-Purpose Building
997488	EPC-Self Funded Medical Plan	\$53,779.87	Board Share Health Insurance
997489	EPC Dental/Vision Benefit Plan	\$37,205.31	Board Share Health Insurance
997498	Foundation	\$67,533.53	County Board, Community Schools, Open Enrollment, ect
997496	Retirement STRS	\$55,224.00	Board share of certified staff retirement
997497	Retirement SERS	\$14,130.00	Board share of classified staff retirement
997494	Payroll	\$6,373.02	Board Portion of Medicare

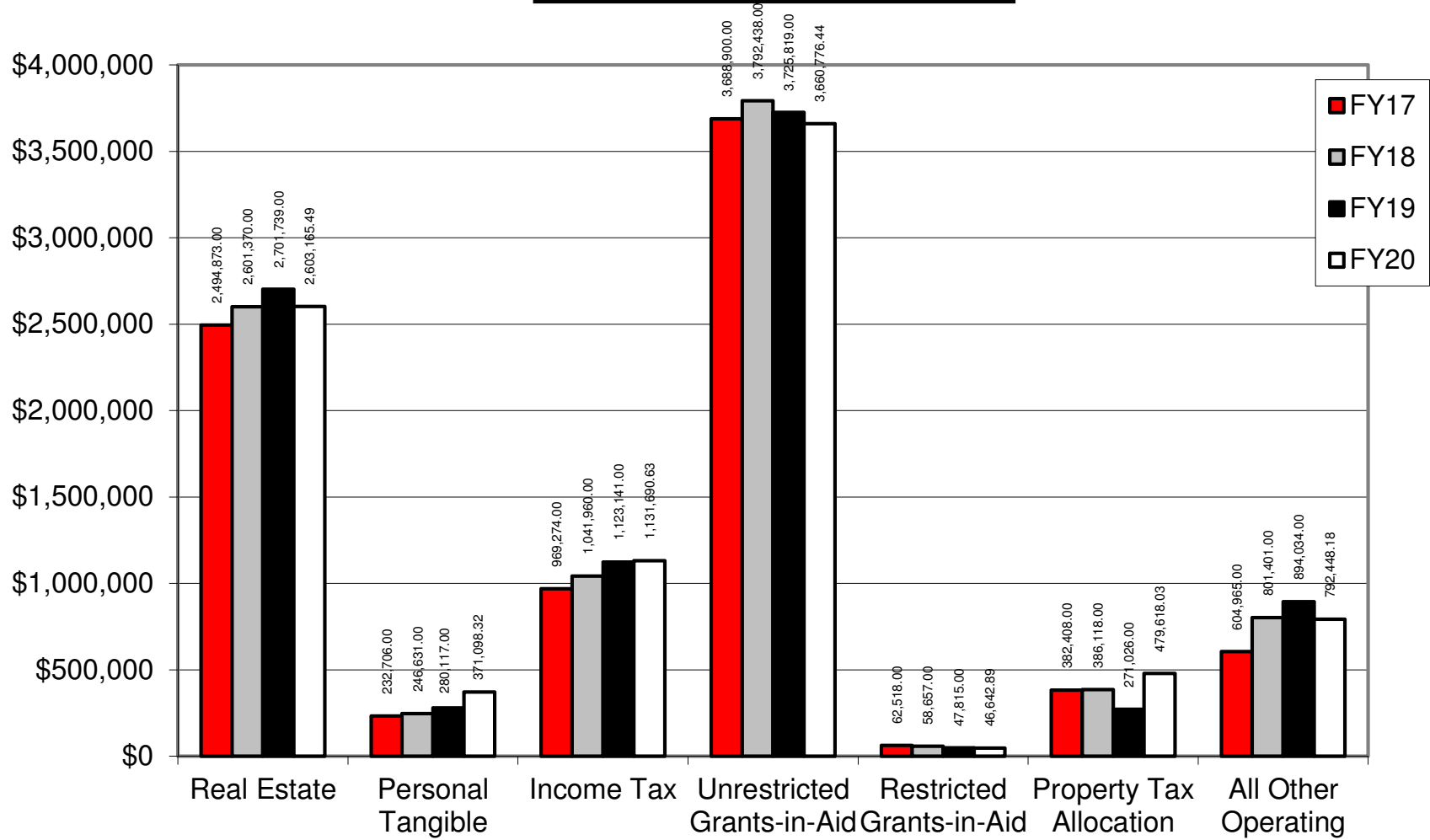
FTD BUDGETED vs. FTD ACTUAL



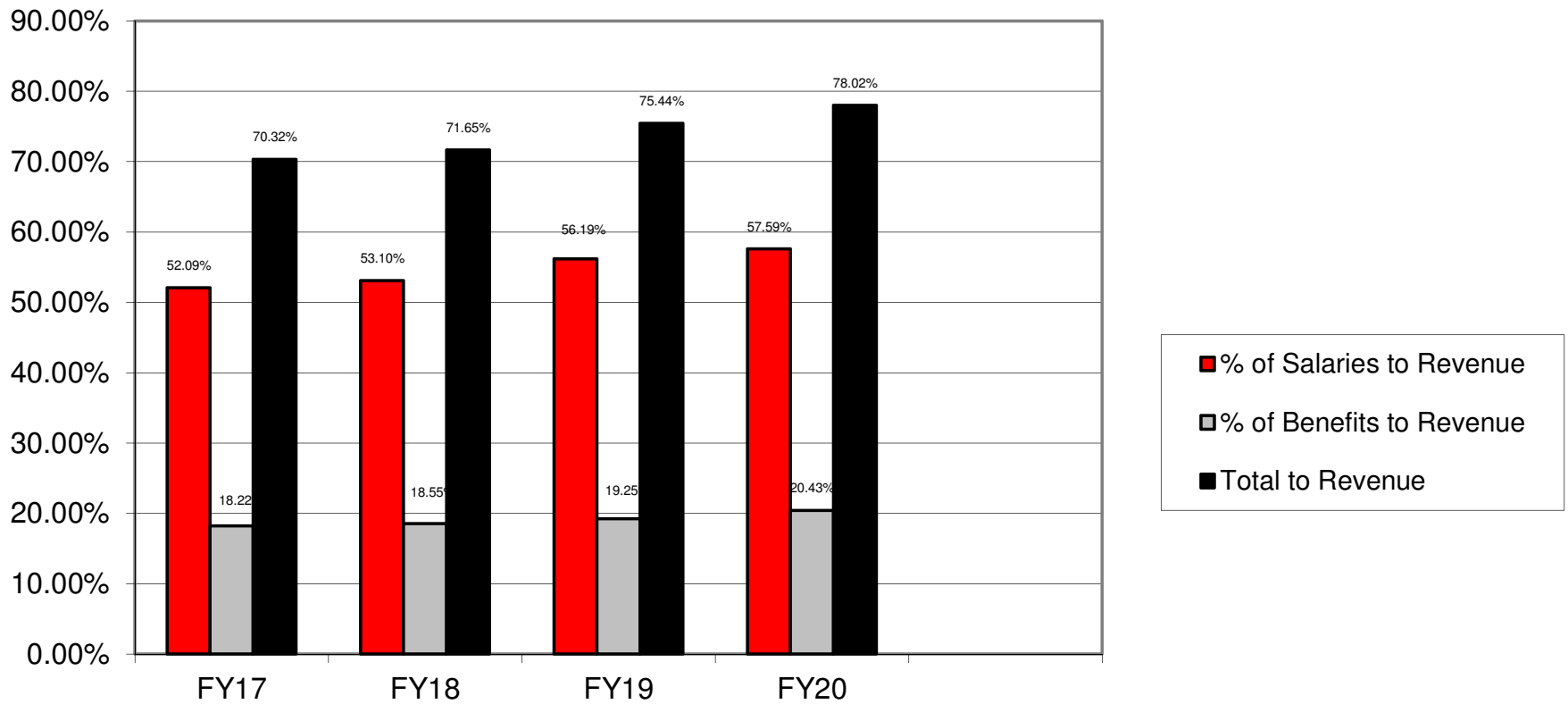
FTD BUDGETED vs. FTD ACTUAL



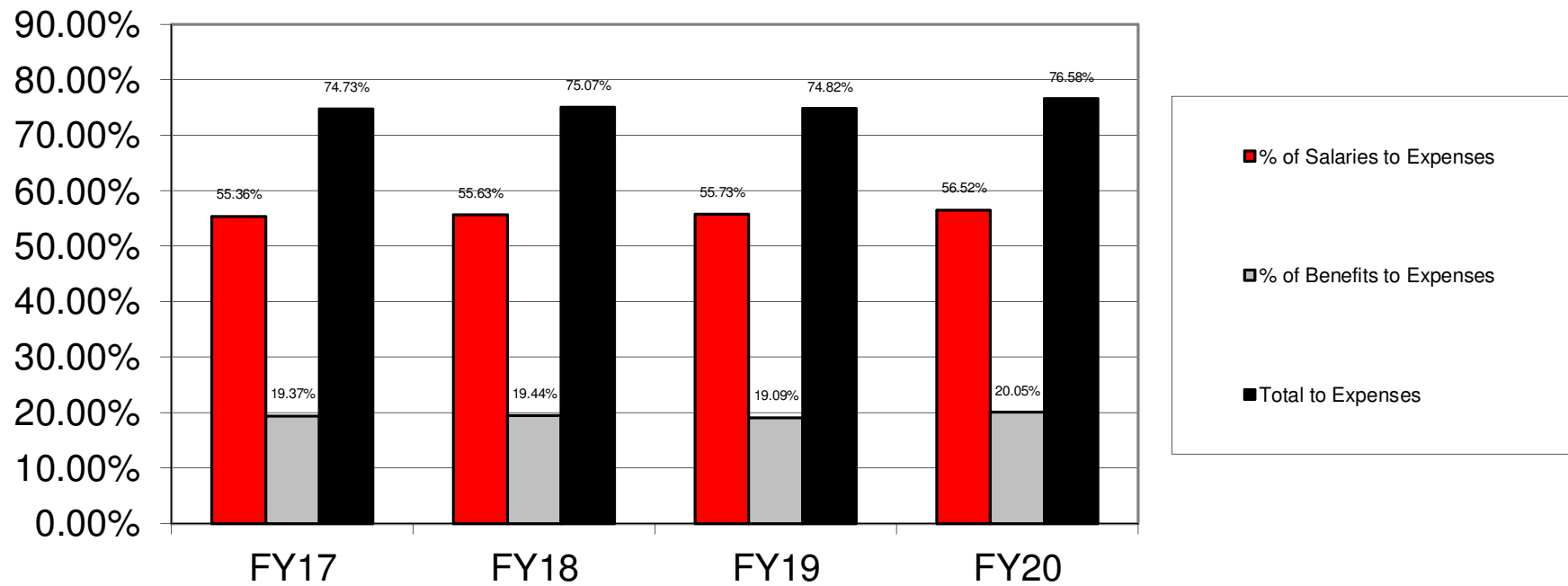
HISTORICAL REVENUE



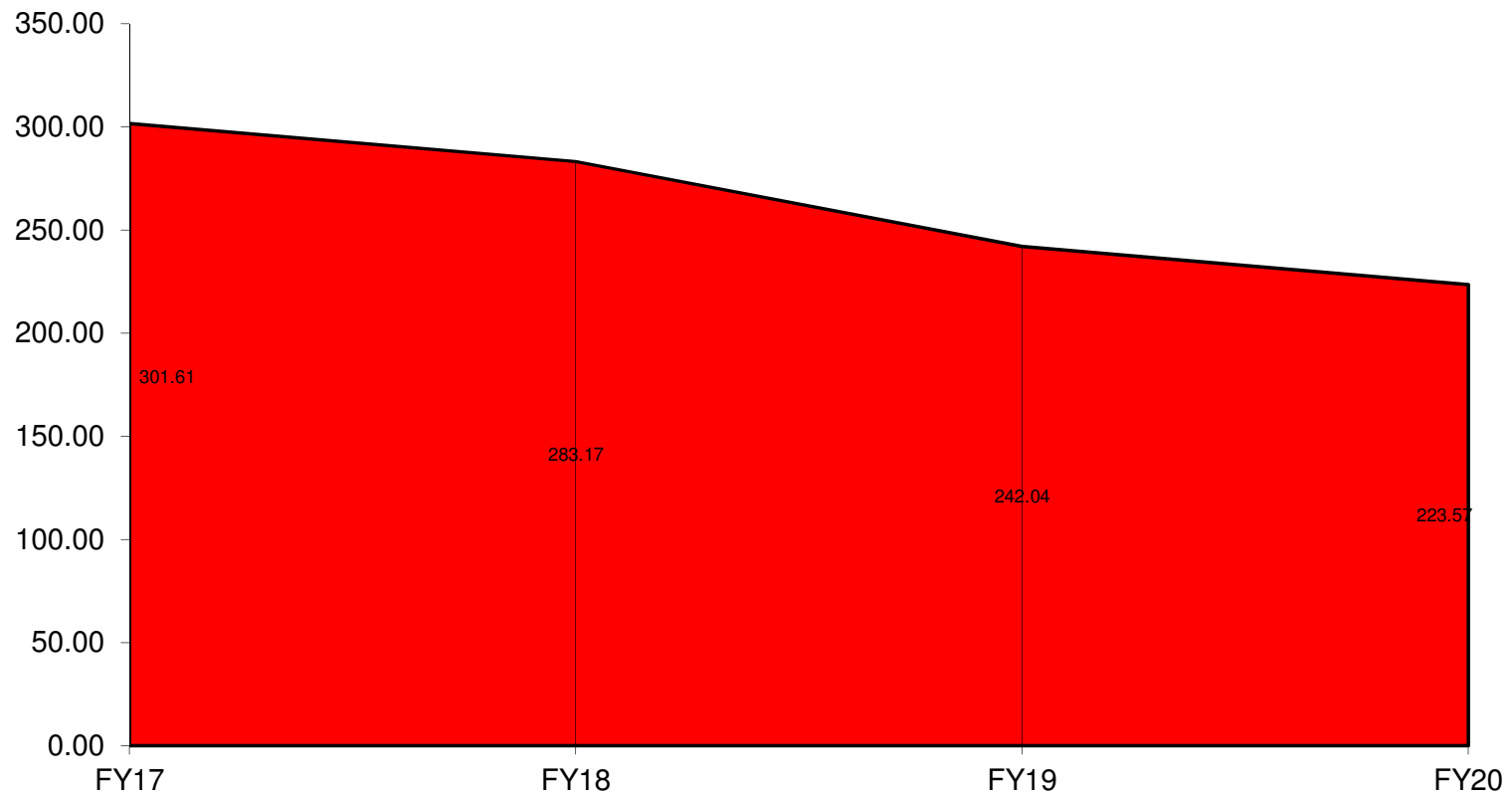
% OF SALARIES AND BENEFITS TO REVENUE



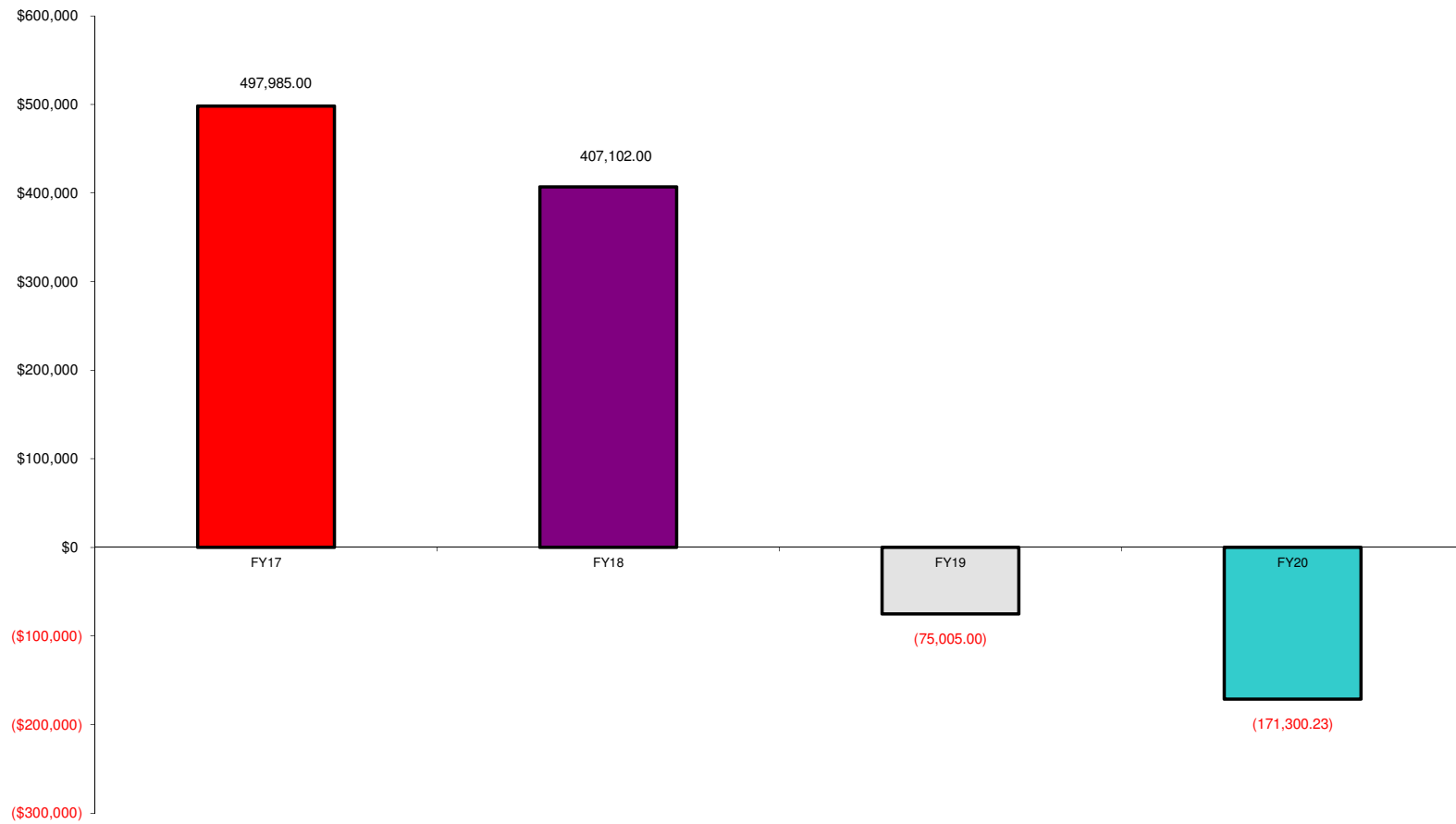
% OF SALARIES AND BENEFITS TO EXPENDITURES



Days of Operating Cash



SURPLUS/DEFICIT



Start Date: 05/01/2020

End Date: 05/31/2020

SOUTHEASTERN LOCAL SCHOOL

Disbursement Summary Report

Reference Number	Check Number	Type	Date	Name	Vendor #	Status	Reconcile Date	Void Date	Amount
20943	99604	ACCOUNTS_PAYA BLE	5/6/2020	CLARK COUNTY EDUCATIONAL	2300	RECONCILED	5/29/2020		\$ 104,503.85
20952	99605	ACCOUNTS_PAYA BLE	5/6/2020	OHIO FFA ASSOCIATION	10152	RECONCILED	5/31/2020		220.00
20946	99606	ACCOUNTS_PAYA BLE	5/6/2020	Dean Foods	10970	RECONCILED	5/29/2020		431.09
20941	99607	ACCOUNTS_PAYA BLE	5/6/2020	TREASURER OF STATE OF OHIO	13053	RECONCILED	5/31/2020		341.25
20953	99608	ACCOUNTS_PAYA BLE	5/6/2020	STAPLES BUSINESS ADVANTAGE	31888	OUTSTANDING			71.56
20939	99609	ACCOUNTS_PAYA BLE	5/6/2020	DAYTON POWER AND LIGHT COMPANY	32183	RECONCILED	5/31/2020		5,612.80
20951	99610	ACCOUNTS_PAYA BLE	5/6/2020	Habitec Security	32464	RECONCILED	5/31/2020		269.00
20956	99611	ACCOUNTS_PAYA BLE	5/6/2020	R.D. Holder Oil Co., Inc.	33005	RECONCILED	5/31/2020		4,683.69
20945	99612	ACCOUNTS_PAYA BLE	5/6/2020	AT&T	33049	RECONCILED	5/31/2020		135.87
20957	99613	ACCOUNTS_PAYA BLE	5/6/2020	CES	33985	RECONCILED	5/31/2020		182.50
20947	99614	ACCOUNTS_PAYA BLE	5/6/2020	De Lage Landen	34335	RECONCILED	5/31/2020		2,162.00
20949	99615	ACCOUNTS_PAYA BLE	5/6/2020	Riddell/All American Sports Co	34482	RECONCILED	5/31/2020		3,769.29
20950	99616	ACCOUNTS_PAYA BLE	5/6/2020	American Fidelity Administrive	34825	RECONCILED	5/29/2020		42.25
20942	99617	ACCOUNTS_PAYA BLE	5/6/2020	A1 Able Pest Doctors	34985	RECONCILED	5/31/2020		110.00
20940	99618	ACCOUNTS_PAYA BLE	5/6/2020	Stephanie Weaver	34988	RECONCILED	5/29/2020		200.00
20944	99619	ACCOUNTS_PAYA BLE	5/6/2020	Time Warner Cable-SWO Division	35001	RECONCILED	5/31/2020		345.00
20955	99620	ACCOUNTS_PAYA BLE	5/6/2020	Kapp Construction Inc.	880109	RECONCILED	5/29/2020		57,964.62
20948	99621	ACCOUNTS_PAYA BLE	5/6/2020	Good Valley Water LLC	880179	RECONCILED	5/31/2020		18.00
20954	99622	ACCOUNTS_PAYA BLE	5/6/2020	Pitney Bowes Global Financial	880190	RECONCILED	5/31/2020		162.60
20961	99623	ACCOUNTS_PAYA BLE	5/13/2020	VECTREN ENERGY DELIVERY	3350	RECONCILED	5/31/2020		1,449.72
20964	99624	ACCOUNTS_PAYA BLE	5/13/2020	JANTON COMPANY	6405	RECONCILED	5/31/2020		218.40
20963	99625	ACCOUNTS_PAYA	5/13/2020	MEGACITY	8205	RECONCILED	5/31/2020		338.24

Start Date: 05/01/2020

End Date: 05/31/2020

SOUTHEASTERN LOCAL SCHOOL

Disbursement Summary Report

Reference Number	Check Number	Type	Date	Name	Vendor #	Status	Reconcile Date	Void Date	Amount
		BLE		TRUCK & AUTO					
20966	99626	ACCOUNTS_PAYA	5/13/2020	Geer Gas Corporation	10097	RECONCILED	5/31/2020		\$ 19.80
20970	99627	ACCOUNTS_PAYA	5/13/2020	DAYTON RELIABLE AIR FILTER	10976	RECONCILED	5/31/2020		30.32
20965	99628	ACCOUNTS_PAYA	5/13/2020	SHOEMAKER'S HOME CENTER	11950	RECONCILED	5/31/2020		142.37
20969	99629	ACCOUNTS_PAYA	5/13/2020	Flagway House	30851	RECONCILED	5/31/2020		159.60
20968	99630	ACCOUNTS_PAYA	5/13/2020	Commercial Cleaning	32370	RECONCILED	5/31/2020		1,020.00
20962	99631	ACCOUNTS_PAYA	5/13/2020	Habitec Security	32464	RECONCILED	5/31/2020		8,124.30
20971	99632	ACCOUNTS_PAYA	5/13/2020	Valerie Dilillo	33679	RECONCILED	5/31/2020		200.00
20967	99633	ACCOUNTS_PAYA	5/13/2020	CES	33985	RECONCILED	5/31/2020		38.50
20960	99634	ACCOUNTS_PAYA	5/13/2020	ITsavvy	34144	RECONCILED	5/31/2020		434.44
20958	99635	ACCOUNTS_PAYA	5/13/2020	MCESC	34936	RECONCILED	5/31/2020		1,548.09
20959	99636	ACCOUNTS_PAYA	5/13/2020	A1 Able Pest Doctors	34985	RECONCILED	5/31/2020		110.00
20972	99637	ACCOUNTS_PAYA	5/13/2020	eFax Corporate	880217	RECONCILED	5/31/2020		84.95
20973	99638	ACCOUNTS_PAYA	5/13/2020	QUILL CORPORATION	10750	RECONCILED	5/31/2020		203.92
20979	99639	ACCOUNTS_PAYA	5/22/2020	STARR TROPHY AND AWARDS	2199	RECONCILED	5/31/2020		157.50
20977	99640	ACCOUNTS_PAYA	5/22/2020	CLARK COUNTY EDUCATIONAL	2300	RECONCILED	5/29/2020		106,278.06
20985	99641	ACCOUNTS_PAYA	5/22/2020	MACRAY CO INC.	7480	RECONCILED	5/31/2020		1,000.00
20975	99642	ACCOUNTS_PAYA	5/22/2020	MVECA	8305	OUTSTANDING			3,568.80
20982	99643	ACCOUNTS_PAYA	5/22/2020	OHIO FFA ASSOCIATION	10152	OUTSTANDING			30.00
20976	99644	ACCOUNTS_PAYA	5/22/2020	TIM BELL	30825	RECONCILED	5/29/2020		154.28
20980	99645	ACCOUNTS_PAYA	5/22/2020	Farmers Equipment Inc	32925	RECONCILED	5/31/2020		3,840.13
20984	99646	ACCOUNTS_PAYA	5/22/2020	American Fidelity Administrive	34825	RECONCILED	5/29/2020		42.25
20983	99647	ACCOUNTS_PAYA	5/22/2020	Turf Nerd Lawn Care	35111	RECONCILED	5/31/2020		1,618.00
20978	99648	ACCOUNTS_PAYA	5/22/2020	KS StateBank	35201	OUTSTANDING			296.05

Start Date: 05/01/2020

End Date: 05/31/2020

SOUTHEASTERN LOCAL SCHOOL

Disbursement Summary Report

Reference Number	Check Number	Type	Date	Name	Vendor #	Status	Reconcile Date	Void Date	Amount
		BLE							
20981	99649	ACCOUNTS_PAYA	5/22/2020	Nauman & Zelinski LLC	880225	RECONCILED	5/31/2020		\$ 1,881.50
		BLE							
20998	99650	ACCOUNTS_PAYA	5/29/2020	CLARK COUNTY EDUCATIONAL	2300	RECONCILED	5/29/2020		29,622.32
		BLE							
20987	99651	ACCOUNTS_PAYA	5/29/2020	DAYTON POWER AND LIGHT COMPANY	32183	OUTSTANDING			2,468.06
		BLE							
20996	99652	ACCOUNTS_PAYA	5/29/2020	Laura Hennigan	33644	OUTSTANDING			236.00
		BLE							
20995	99653	ACCOUNTS_PAYA	5/29/2020	Clark State Community College	33882	OUTSTANDING			4,900.42
		BLE							
20988	99654	ACCOUNTS_PAYA	5/29/2020	De Lage Landen	34335	OUTSTANDING			2,162.00
		BLE							
20994	99655	ACCOUNTS_PAYA	5/29/2020	Direct Energy Business	34790	OUTSTANDING			508.84
		BLE							
20993	99656	ACCOUNTS_PAYA	5/29/2020	MCESC	34936	OUTSTANDING			773.21
		BLE							
20989	99657	ACCOUNTS_PAYA	5/29/2020	Lane, Alton & Horst LLC	35199	OUTSTANDING			470.00
		BLE							
20990	99658	ACCOUNTS_PAYA	5/29/2020	BB&T Governmental Finance	880113	OUTSTANDING			17,640.00
		BLE							
20992	99659	ACCOUNTS_PAYA	5/29/2020	K-12 Business Consulting Inc	880117	OUTSTANDING			3,250.00
		BLE							
20991	99660	ACCOUNTS_PAYA	5/29/2020	Walter Haverfield LLP	880130	OUTSTANDING			3,176.88
		BLE							
20997	99661	ACCOUNTS_PAYA	5/29/2020	Citran Occupational Health LLC	1000003	OUTSTANDING			122.00
		BLE							
21000	997488	ACCOUNTS_PAYA	5/29/2020	EPC-Self-Funded Medical Plan	900052	RECONCILED	5/29/2020		53,779.87
		BLE							
20999	997489	ACCOUNTS_PAYA	5/29/2020	EPC Dental/Vision Benefit Plan	900053	RECONCILED	5/29/2020		37,205.31
		BLE							
21001	997490	ACCOUNTS_PAYA	5/29/2020	EPC-Dental/Vision Benefit Plan	900054	RECONCILED	5/29/2020		1,329.90
		BLE							
21002	997491	ACCOUNTS_PAYA	5/29/2020	Sun Life Assurance	900055	RECONCILED	5/29/2020		419.68
		BLE							
21004	997492	ACCOUNTS_PAYA	5/29/2020	RETIREMENT STRS	900001	RECONCILED	5/29/2020		4,477.32
		BLE							
21005	997493	ACCOUNTS_PAYA	5/29/2020	RETIREMENT SERS	900002	RECONCILED	5/29/2020		643.76
		BLE							
21003	997494	ACCOUNTS_PAYA	5/29/2020	PAYROLL	900005	RECONCILED	5/29/2020		6,373.02
		BLE							
21006	997496	ACCOUNTS_PAYA	5/29/2020	RETIREMENT STRS	900001	RECONCILED	5/29/2020		55,224.00
		BLE							
21007	997497	ACCOUNTS_PAYA	5/29/2020	RETIREMENT	900002	RECONCILED	5/29/2020		14,130.00

Start Date: 05/01/2020

End Date: 05/31/2020

**SOUTHEASTERN LOCAL SCHOOL
Disbursement Summary Report**

Reference Number	Check Number	Type	Date	Name	Vendor #	Status	Reconcile Date	Void Date	Amount
		BLE		SERS					
21008	997498	ACCOUNTS_PAYA	5/29/2020	FOUNDATION	900014	RECONCILED	5/29/2020		\$ 67,533.53
		BLE							
21009	997499	ACCOUNTS_PAYA	5/31/2020	SECURITY	900042	RECONCILED	5/31/2020		100.00
		BLE		NATIONAL BANK					
Grand Total									\$ 620,760.71

Gross Depository Balances:

AP	\$51,731.64
ICS DDA	\$681,999.87
Point of Sales	\$59.15
ICS MMA	\$173.94
Red Tree	\$5,383,009.85
Payroll Interest	\$1.21

Total Depository Balances (Gross)	<hr/>	\$6,116,975.66
-----------------------------------	-------	----------------

Adjustments to Bank Balance:

Cash in Transit to Bank	(\$29,622.32)
Outstanding Checks	(\$50,663.70)
Adjustments:	
Movie Tickets	\$425.00
Payroll Transfer-May	\$249.41

Total Adjustments to Bank Balance	<hr/>	(\$79,611.61)
-----------------------------------	-------	---------------

Investments:

Treasury Bonds and Notes	\$0.00
Certificate of Deposits	\$0.00
Other Securities	\$0.00
Other Investments:	

Total Investments	<hr/>	\$0.00
-------------------	-------	--------

Cash on Hand:

Petty Cash:	
Change Cash:	
Cash with Fiscal Agent	\$0.00

Total Cash on Hand	<hr/>	\$0.00
--------------------	-------	--------

Total Balances	<hr/> <hr/>	\$6,037,364.05
----------------	-------------	----------------

Total Fund Balance	<hr/> <hr/>	\$6,037,364.05
--------------------	-------------	----------------

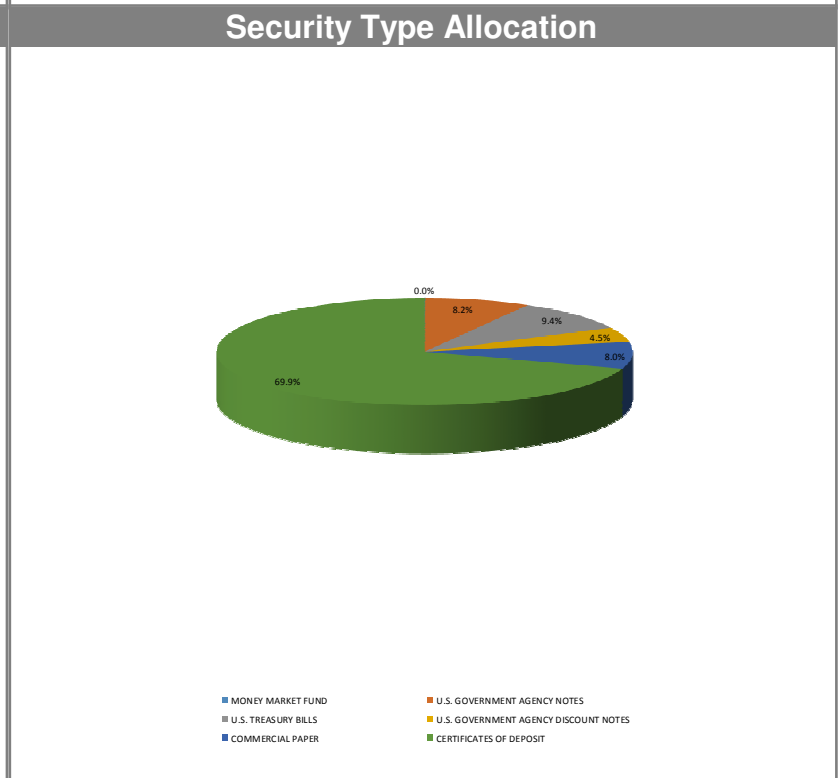
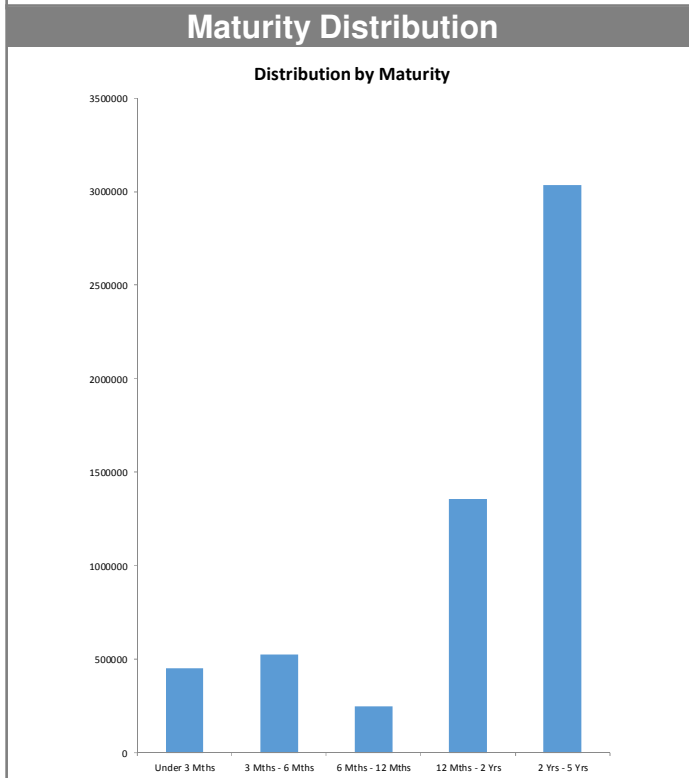
Depository Clearance Accounts:

Total Clearance Account Balances	<hr/>	\$0.00
----------------------------------	-------	--------

Treasurer

Monthly Investment Summary
Southeastern Local Schools
US Bank Custodian Acct Ending x70998
 May 31, 2020

Monthly Cash Flow Activity		Market Value Summary				
From 04-30-20 through 05-31-20						
Beginning Book Value	5,380,439.32	Security Type	Market Value	Pct. Assets	Avg Yield at Cost	Wght Avg Mat
Contributions	0.00	Money Market Fund				
Withdrawals	0.00	MONEY MARKET FUND	1,561.71	0.0	0.06	0.00
Prior Month Management Fees	-697.26	Fixed Income				
Realized Gains/Losses	0.00	U.S. GOVERNMENT AGENCY DISCOUNT NOTES	249,648.75	4.4	0.17	0.78
Gross Interest Earnings	3,267.79	U.S. GOVERNMENT AGENCY NOTES	459,671.92	8.2	0.55	2.45
Ending Book Value	5,383,009.85	U.S. TREASURY BILLS	524,775.82	9.3	0.16	0.30
		Accrued Interest	201.02	0.0		
		Commercial Paper				
		COMMERCIAL PAPER	449,876.80	8.0	1.91	0.15
		Certificate of Deposit				
		CERTIFICATES OF DEPOSIT	3,906,151.90	69.6	2.40	2.81
		Accrued Interest	24,397.35	0.4		
		TOTAL PORTFOLIO	5,616,285.27	100.0	1.90	2.24


Disclosures:

RedTree's internal accounting system is used as the source of the market value of this account. Although obtained from a source believed to be reliable, we cannot guarantee its accuracy. You should review all account statements provided by the custodian and compare with the statements provided by RedTree.

Portfolio Holdings Report
Southeastern Local Schools
US Bank Custodian Acct Ending x70998
 May 31, 2020

Quantity	Cusip	Security Description	Moody's	S&P	Cost Basis	Market Value	Yield at Cost	Wtd Maturity	Purchase Date
U.S. GOVERNMENT AGENCY NOTES									
210,000	3133ELZN7	Federal Farm Credit Bank 0.160% Due 05-18-22	Aaa	AA+	209,632.50	209,645.68	0.25	1.96	05-21-20
250,000	3135G03P6	Federal Natl Mtg Assoc 0.800% Due 04-27-23	Aaa	AA+	250,000.00	250,026.24	0.80	2.87	04-27-20
		Accrued Interest				201.02			
					459,632.50	459,872.94	0.55	2.45	
U.S. TREASURY BILLS									
525,000	9127963Y3	US Treasury Bill 0.000% Due 09-15-20	P-1	A-1+	524,751.86	524,775.82	0.16	0.30	05-29-20
CERTIFICATES OF DEPOSIT									
112,000	11373QJQ2	Brookline Bank, MA 0.700% Due 07-08-21			112,000.00	112,642.88	0.70	1.10	05-08-20
246,000	17312Q2P3	Citibank NA, SD 2.900% Due 02-07-22			245,754.00	257,147.49	2.94	1.64	02-07-19
246,000	87270LBT9	TIAA FSB, FL 2.850% Due 02-22-22			245,754.00	257,196.69	2.89	1.69	02-22-19
246,000	02007GJD6	Ally Bank, UT 2.700% Due 03-21-22			245,877.00	257,042.45	2.71	1.77	03-26-19
246,000	7954502A2	Sallie Mae Bank, UT 2.750% Due 03-21-22			245,569.50	257,265.57	2.81	1.77	03-21-19
246,000	33847E2J5	Flagstar Bank FSB, MI 2.500% Due 06-13-22			245,926.20	257,292.14	2.51	1.97	06-12-19
140,000	72345SKT7	Pinnacle Bank, TN 0.650% Due 11-07-22			140,000.00	141,166.48	0.65	2.41	05-11-20
249,000	949763YK6	Wells Fargo Bank, SD 2.850% Due 03-13-23			248,564.25	266,177.51	2.91	2.68	03-13-19
248,000	05580AWK6	BMW Bank of North America, UT 1.450% Due 04-14-23			247,752.00	255,601.70	1.48	2.81	04-15-20
246,000	61690UGW4	Morgan Stanley Bank, UT 2.600% Due 06-06-23			245,508.00	262,220.01	2.65	2.88	06-06-19
246,000	61760AF46	Morgan Stanley Private Bank, NY 2.600% Due 06-06-23			246,000.00	262,220.01	2.60	2.88	06-10-19
249,000	90348JJQ4	UBS Bank USA, UT 2.900% Due 04-03-24			248,875.50	271,682.90	2.93	3.63	04-03-19
246,000	38149MAZ6	Goldman Sachs Bank USA, NY 2.700% Due 06-05-24			245,877.00	267,129.68	2.71	3.78	06-10-19
247,000	14042TBQ9	Capital One Bank USA, Glen Allen, VA 2.250% Due 08-07-24			246,506.00	263,661.38	2.29	3.99	08-07-19
247,000	14042RMW8	Capital One, NA, Mclean, VA 2.100% Due 08-14-24			246,629.50	262,103.06	2.13	4.02	08-16-19
248,000	856285TF8	State Bank of India, NY 1.600% Due 04-29-25			247,132.00	255,601.94	1.67	4.72	04-29-20
		Accrued Interest				24,397.35			
					3,703,724.95	3,930,549.25	2.40	2.81	
U.S. GOVERNMENT AGENCY DISCOUNT NOTES									
250,000	313385CV6	Federal Home Ln Bank Discount Note 0.000% Due 03-09-21	P-1	A-1+	249,652.92	249,648.75	0.17	0.78	05-19-20
COMMERCIAL PAPER									
185,000	89233GFG6	Toyota Motor Credit 0.000% Due 06-16-20	P-1	A-1+	182,283.28	184,990.75	2.01	0.04	09-23-19

Disclosures:

RedTree's internal accounting system is used as the source of the market value of this account. Although obtained from a source believed to be reliable, we cannot guarantee its accuracy. You should review all account statements provided by the custodian and compare with the statements provided by RedTree.

Questions? Call 888.596.2293 or email info@redtreeinv.com

Portfolio Holdings Report
Southeastern Local Schools
US Bank Custodian Acct Ending x70998
 May 31, 2020

Quantity	Cusip	Security Description	Moody's	S&P	Cost Basis	Market Value	Yield at Cost	Wtd Maturity	Purchase Date
265,000	89119AHH4	TD USA 0.000% Due 08-17-20	P-1	A-1+	261,402.63	264,886.05	1.83	0.22	11-21-19
					443,685.91	449,876.80	1.91	0.15	
MONEY MARKET FUND									
	USBMMF	First American Treasury Obligations Fund			1,561.71	1,561.71	0.06		
TOTAL PORTFOLIO					5,383,009.85	5,616,285.27	1.90	2.24	

Disclosures:

RedTree's internal accounting system is used as the source of the market value of this account. Although obtained from a source believed to be reliable, we cannot guarantee its accuracy. You should review all account statements provided by the custodian and compare with the statements provided by RedTree.

Questions? Call 888.596.2293 or email info@redtreeinv.com