

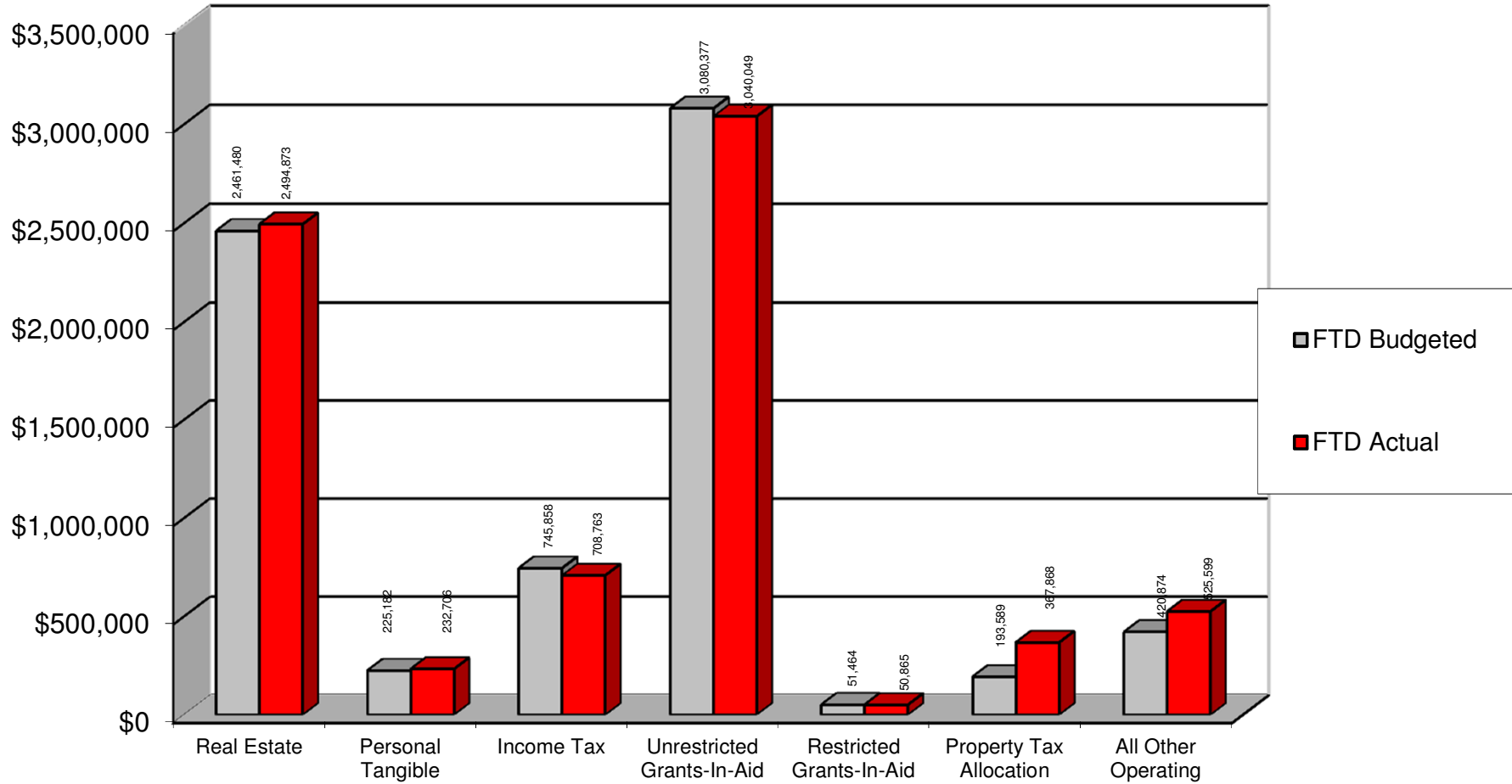
**SOUTHEASTERN LOCAL SCHOOL DISTRICT**

**FINANCIAL REPORT**

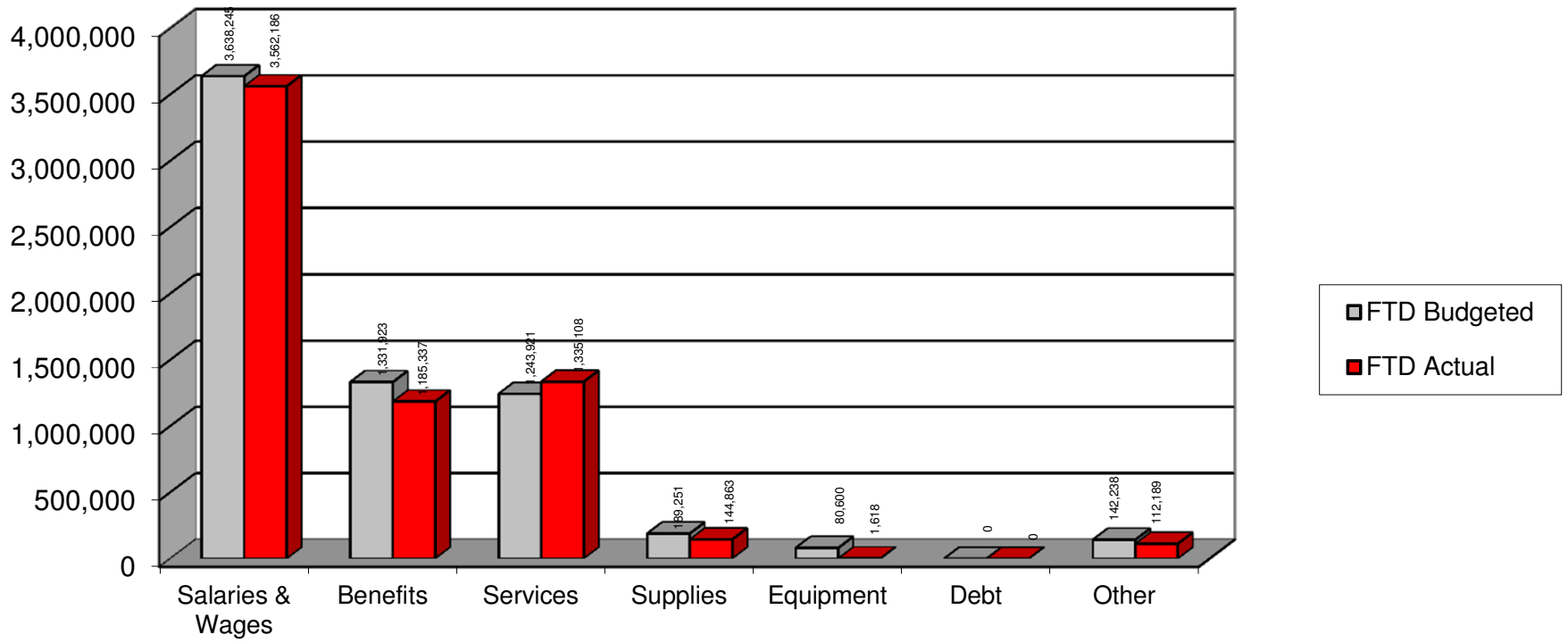
**03/31/2017**



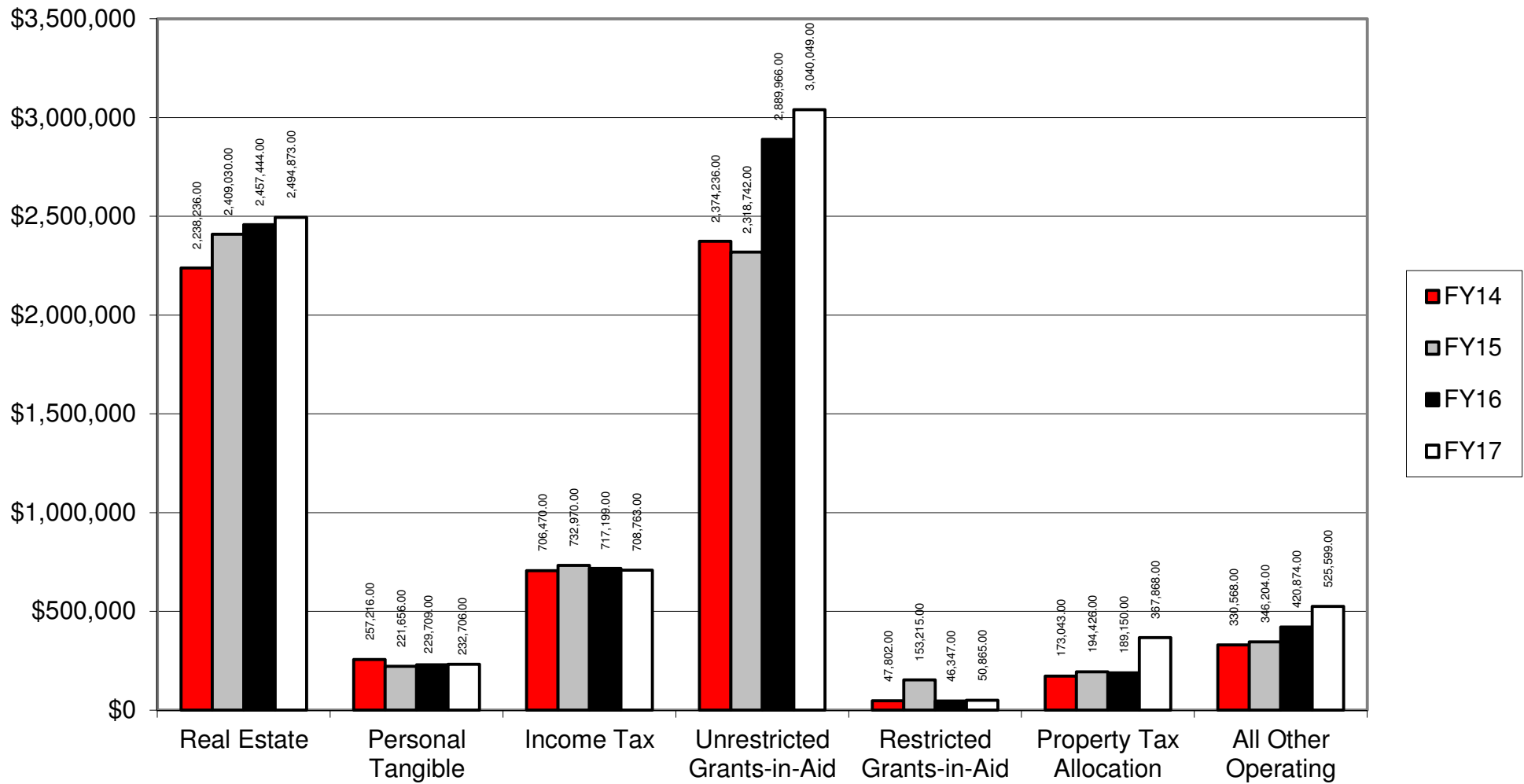
# FTD BUDGETED vs. FTD ACTUAL



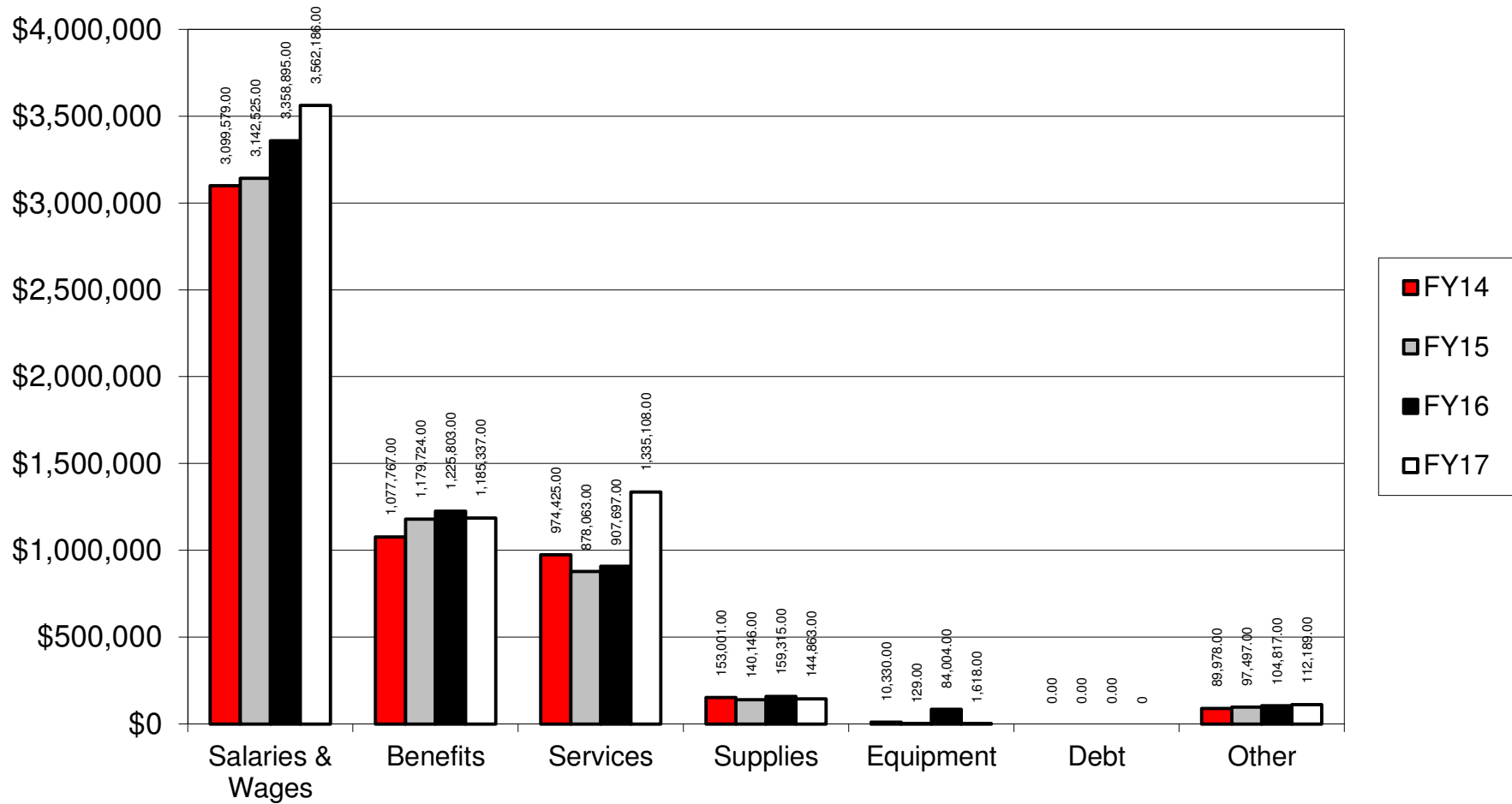
## FTD BUDGETED vs. FTD ACTUAL



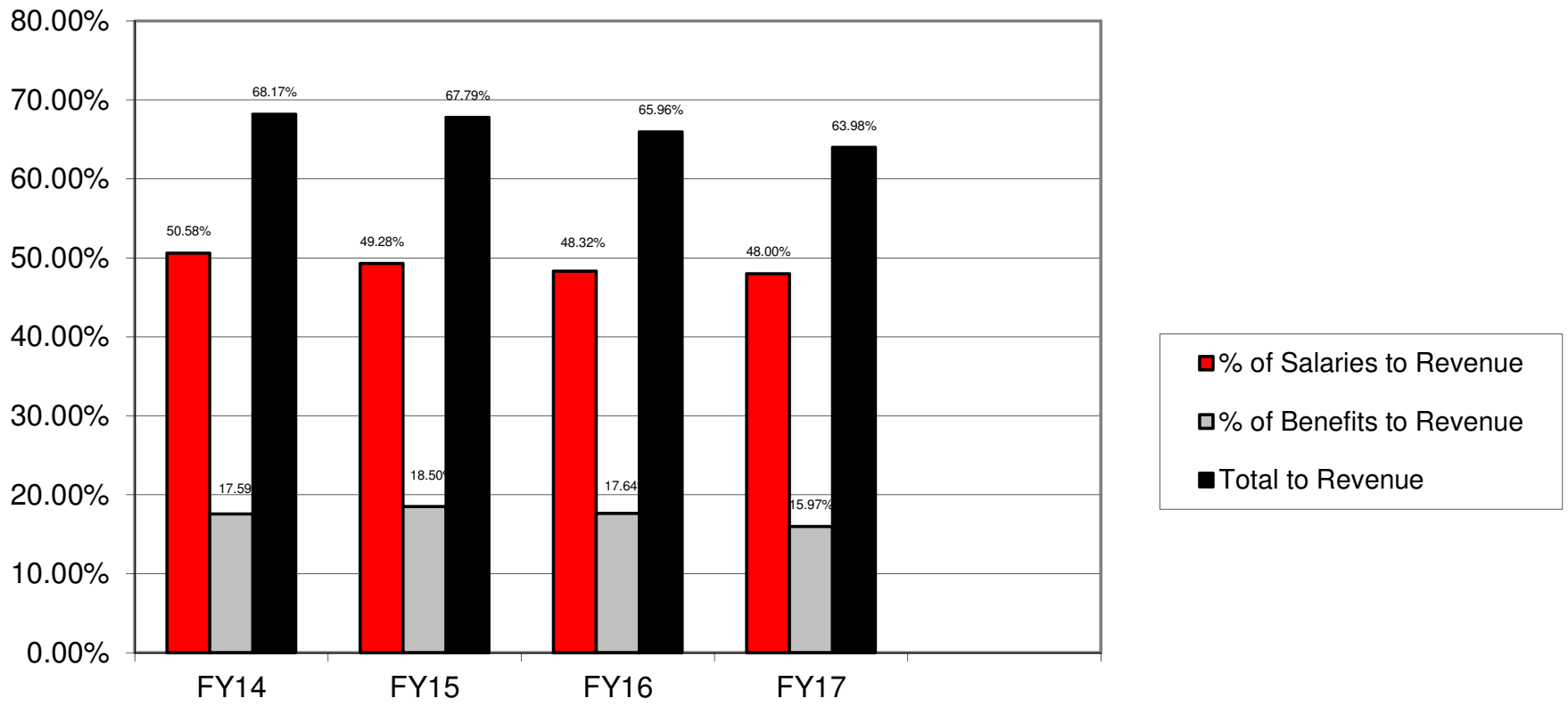
# HISTORICAL REVENUE



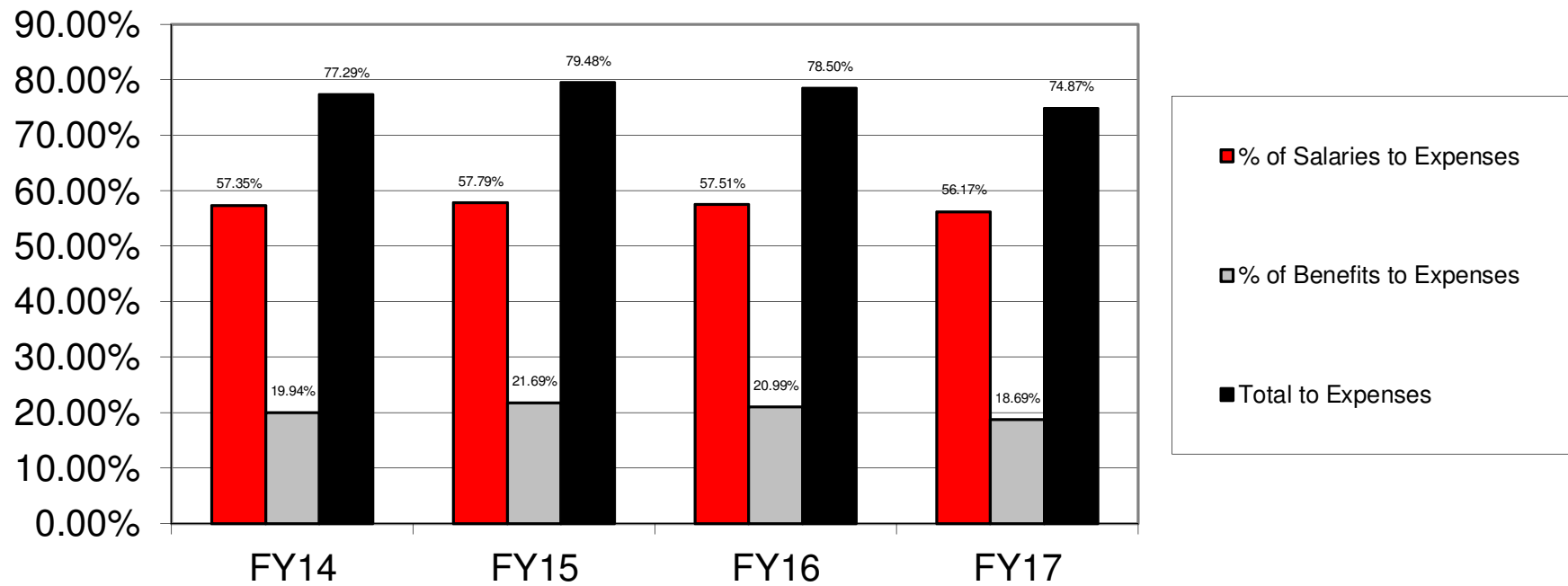
# HISTORICAL EXPENDITURES



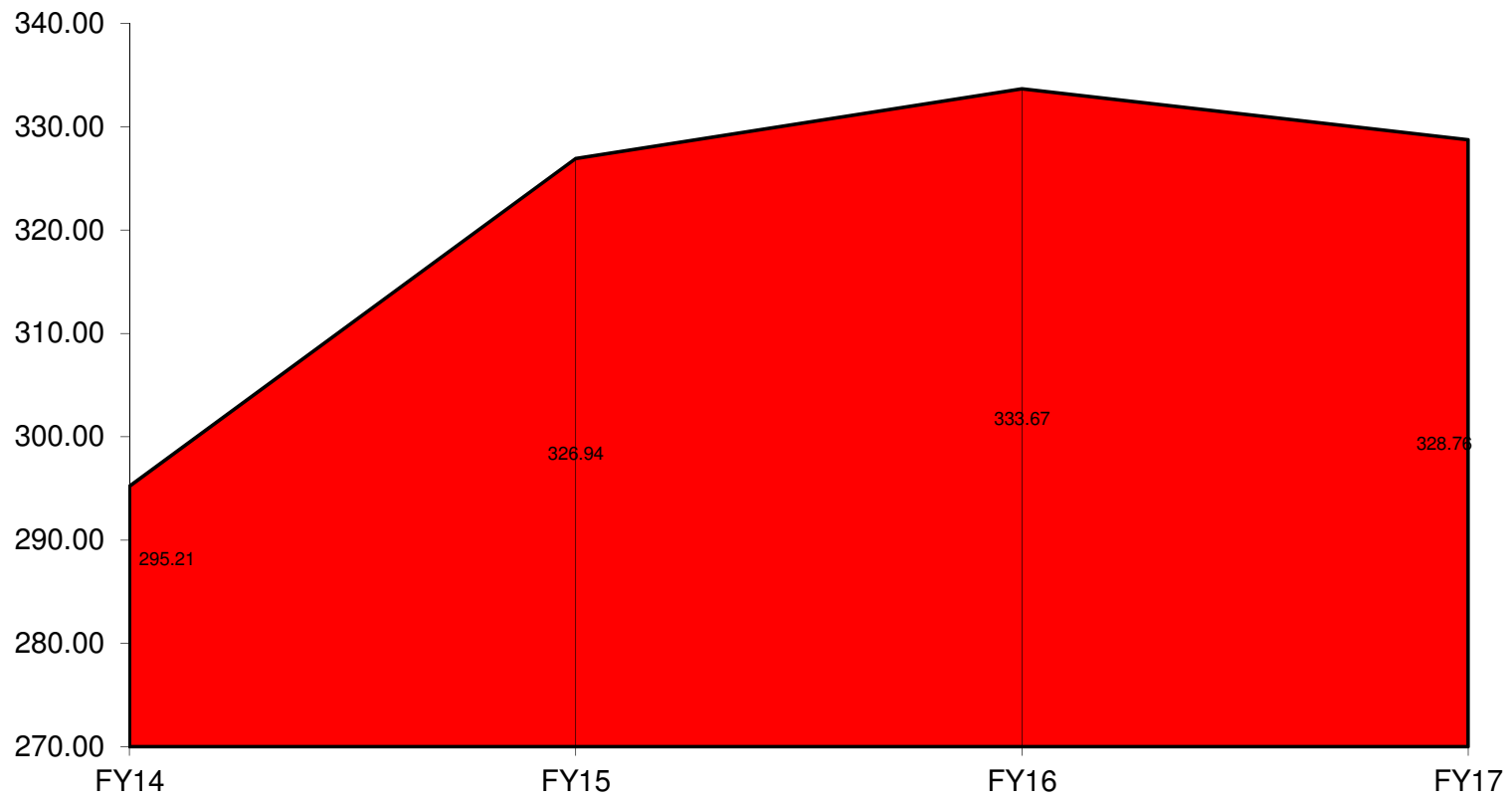
## % OF SALARIES AND BENEFITS TO REVENUE



## % OF SALARIES AND BENEFITS TO EXPENDITURES

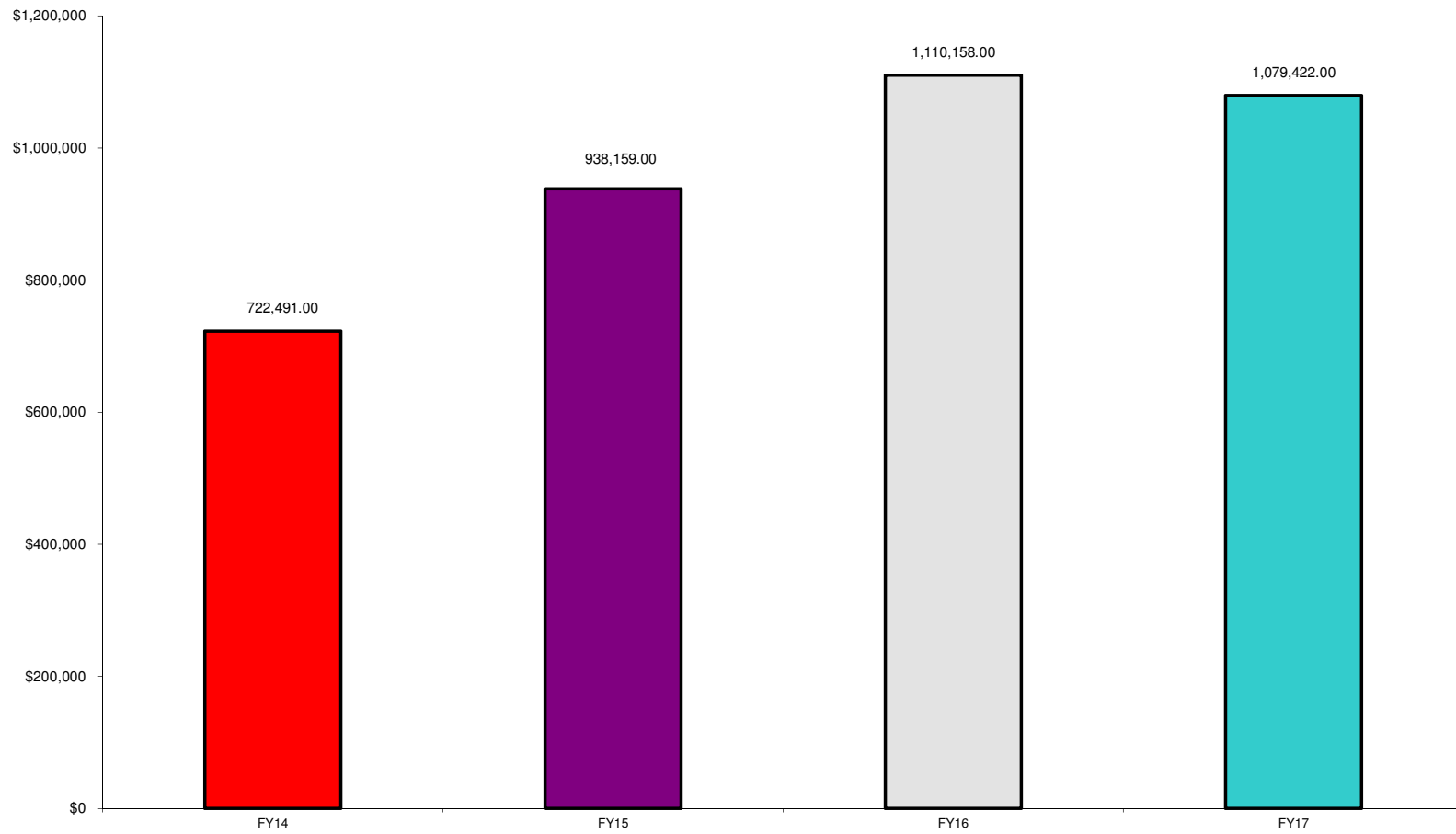


## Days of Operating Cash





# SURPLUS/DEFICIT



**MONTHLY BUDGET VARIANCE  
SOUTHEASTERN LOCAL SCHOOLS**

	<b>FTD Budgeted</b>	<b>FTD Actual</b>	<b>Variance</b>	<b>Percentage Variance</b>	<b>MTD Budgeted</b>	<b>MTD Actual</b>	<b>Variance</b>	<b>Percentage Variance</b>
<b>REVENUE</b>								
General Property (Real Estate)	\$2,461,480	\$2,494,873	\$33,393	1.36%	\$1,009,270	\$667,727	(\$341,543)	-33.84%
Tangible Personal Property	225,182	232,706	7,524	3.34%	112,591	120,115	7,524	6.68%
Income Tax	745,858	708,763	(37,095)	-4.97%	0	0	0	-
Unrestricted Grants-In-Aid	3,080,377	3,040,049	(40,328)	-1.31%	325,086	329,263	4,177	1.28%
Restricted Grants-In-Aid	51,464	50,865	(599)	-1.16%	3,956	4,982	1,026	25.94%
Restricted Grants-In-Aid - SFSF	0	0	0	-	0	0	0	-
Property Tax Allocation	193,589	367,868	174,279	90.03%	0	179,401	179,401	-
All Other Operating Revenue	420,874	525,599	104,725	24.88%	41,900	158,205	116,305	277.58%
<b>TOTAL REVENUE</b>	<b>\$7,178,824</b>	<b>\$7,420,723</b>	<b>\$241,899</b>	<b>3.37%</b>	<b>\$1,492,803</b>	<b>\$1,459,693</b>	<b>(\$33,110)</b>	<b>-2.22%</b>
<b>EXPENDITURES</b>								
Salaries & Wages	\$3,638,245	\$3,562,186	\$76,059	-2.09%	\$450,398	\$395,823	\$54,575	-12.12%
Benefits	1,331,923	1,185,337	146,586	-11.01%	148,515	53,473	95,042	-63.99%
Services	1,243,921	1,335,108	(91,187)	7.33%	168,413	320,910	(\$152,497)	90.55%
Supplies	189,251	144,863	44,388	-23.45%	8,109	2,009	6,100	-75.23%
Equipment	80,600	1,618	78,982	-97.99%	0	121	(\$121)	#DIV/0!
Debt	0	0	0	-	0	0	0	-
Other	142,238	112,189	30,049	-21.13%	43,046	33,840	9,206	-21.39%
<b>TOTAL EXPENSES</b>	<b>\$6,626,178</b>	<b>\$6,341,301</b>	<b>\$284,877</b>	<b>-4.30%</b>	<b>\$818,481</b>	<b>\$806,176</b>	<b>\$12,305</b>	<b>-1.50%</b>
<b>SURPLUS/DEFICIT</b>	<b>\$552,646</b>	<b>\$1,079,422</b>	<b>\$526,776</b>	<b>95.32%</b>	<b>\$674,322</b>	<b>\$653,517</b>	<b>(\$20,805)</b>	<b>-3.09%</b>
<b>OTHER USES/SOURCES</b>								
Transfers/Advances In	291,995	291,995	0	0.00%	0	0	0	-
Transfers/Advances Out	0	0	0	-	0	0	0	-
All Other Financing Sources/(Uses)	142,806	142,850	44	0.03%	0	0	\$0	-
<b>NET SOURCES/USES</b>	<b>434,801</b>	<b>434,845</b>	<b>44</b>	<b>0.01%</b>	<b>0</b>	<b>0</b>	<b>0</b>	<b>-</b>
<b>BEGINNING CASH</b>	<b>\$6,590,286</b>	<b>\$6,590,282</b>	<b>(\$4)</b>	<b>0.00%</b>	<b>\$6,903,411</b>	<b>\$7,451,032</b>	<b>\$547,621</b>	<b>7.93%</b>
<b>ENDING CASH</b>	<b>\$7,577,733</b>	<b>\$8,104,549</b>	<b>\$526,816</b>	<b>6.95%</b>	<b>\$7,577,733</b>	<b>\$8,104,549</b>	<b>\$526,816</b>	<b>6.95%</b>
<b>ENCUMBRANCES</b>	<b>\$896,590</b>	<b>\$495,928</b>	<b>(\$400,662)</b>	<b>-44.69%</b>	<b>\$896,590</b>	<b>\$595,928</b>	<b>(\$300,662)</b>	<b>-33.53%</b>
<b>UNENCUMBERED CASH</b>	<b>\$6,681,143</b>	<b>\$7,608,621</b>	<b>\$927,478</b>	<b>13.88%</b>	<b>\$6,681,143</b>	<b>\$7,508,621</b>	<b>\$827,478</b>	<b>12.39%</b>

**HISTORICAL COMPARISON BY OBJECT  
SOUTHEASTERN LOCAL SCHOOLS**

	FY 14 7/13-03/14	FY 15 7/14-03/15	% of Change	FY 16 7/15-03/16	% of Change	FY 17 7/16-03/17	% of Change
<b>REVENUE</b>							
General Property (Real Estate)	\$2,238,236	\$2,409,030	7.63%	2,457,444	2.01%	\$2,494,873	1.52%
Tangible Personal Property	257,216	221,656	-13.82%	229,709	3.63%	232,706	1.30%
Income Tax	706,470	732,970	3.75%	717,199	-2.15%	708,763	-1.18%
Unrestricted Grants-in-Aid	2,374,236	2,318,742	-2.34%	2,889,966	24.64%	3,040,049	5.19%
Restricted Grants-in-Aid	47,802	153,215	220.52%	46,347	-69.75%	50,865	9.75%
Restricted Grants-in-Aid - SFSF	0	0	-	0	-	0	-
Property Tax Allocation	173,043	194,426	12.36%	189,150	-2.71%	367,868	94.48%
All Other Operating Revenue	330,568	346,204	4.73%	420,874	21.57%	525,599	24.88%
<b>TOTAL REVENUE</b>	<b>\$6,127,571</b>	<b>\$6,376,243</b>	<b>4.06%</b>	<b>6,950,689</b>	<b>9.01%</b>	<b>\$7,420,723</b>	<b>6.76%</b>
<b>EXPENDITURES</b>							
Salaries & Wages	3,099,579	3,142,525	1.39%	3,358,895	6.89%	3,562,186	6.05%
Benefits	1,077,767	1,179,724	9.46%	1,225,803	3.91%	1,185,337	-3.30%
Services	974,425	878,063	-9.89%	907,697	3.37%	1,335,108	47.09%
Supplies	153,001	140,146	-8.40%	159,315	13.68%	144,863	-9.07%
Equipment	10,330	129	-98.75%	84,004	65019.38%	1,618	-98.07%
Debt	0	0	-	0	-	0	-
Other	89,978	97,497	8.36%	104,817	7.51%	112,189	7.03%
<b>TOTAL EXPENDITURES</b>	<b>\$5,405,080</b>	<b>\$5,438,084</b>	<b>0.61%</b>	<b>5,840,531</b>	<b>7.40%</b>	<b>\$6,341,301</b>	<b>8.57%</b>
<b>SURPLUS/DEFICIT</b>	<b>722,491</b>	<b>938,159</b>	<b>29.85%</b>	<b>1,110,158</b>	<b>18.33%</b>	<b>1,079,422</b>	<b>-2.77%</b>
<b>OTHER SOURCES/USES</b>							
Advances/Transfers In	215,947	242,939	12.50%	279,051	14.86%	291,995	4.64%
Advances/Transfers Out	0	0	-	1,000	-	0	-100.00%
All Other Financing Sources	47,466	36,550	-23.00%	33,356	-8.74%	142,850	328.26%
Debt Service	0	0	-	0	-	0	-
<b>NET SOURCES/USES</b>	<b>263,413</b>	<b>279,489</b>	<b>6.10%</b>	<b>311,407</b>	<b>11.42%</b>	<b>434,845</b>	<b>39.64%</b>
<b>BEGINNING CASH</b>	<b>\$5,366,319</b>	<b>\$5,516,278</b>	<b>2.79%</b>	<b>5,988,692</b>	<b>8.56%</b>	<b>\$6,590,282</b>	<b>10.05%</b>
<b>ENDING CASH</b>	<b>\$6,352,223</b>	<b>\$6,733,926</b>	<b>6.01%</b>	<b>7,410,257</b>	<b>10.04%</b>	<b>\$8,104,549</b>	<b>9.37%</b>
<b>ENCUMBRANCES</b>	<b>528,732</b>	<b>245,180</b>	<b>-53.63%</b>	<b>271,714</b>	<b>10.82%</b>	<b>\$495,928</b>	<b>82.52%</b>
<b>UNENCUMBERED CASH</b>	<b>\$5,823,491</b>	<b>\$6,488,746</b>	<b>11.42%</b>	<b>7,138,543</b>	<b>10.01%</b>	<b>\$7,608,621</b>	<b>6.59%</b>
<b>% of Salaries to Revenue</b>	<b>50.58%</b>	<b>49.28%</b>		<b>0.48</b>		<b>48.00%</b>	
<b>% of Benefits to Revenue</b>	<b>17.59%</b>	<b>18.50%</b>		<b>0.18</b>		<b>15.97%</b>	
<b>Total to Revenue</b>	<b>68.17%</b>	<b>67.79%</b>		<b>0.66</b>		<b>63.98%</b>	
<b>Days of Operating Cash</b>	<b>295.21</b>	<b>326.94</b>		<b>333.67</b>		<b>328.76</b>	

Southeastern Local Schools  
Clark County, Ohio

General Fund Financial History/Projection

3/31/2017

Percent of Fiscal Year Complete

75.00%

	2016-17 Projection	2016-17 FYTD Actual	FYTD %
<b>REVENUE</b>			
General Property (Real Estate)	\$2,355,841.00	\$2,494,873.00	105.90%
Tangible Personal Property	\$217,885.00	\$232,706.00	106.80%
Income Tax	\$1,000,615.00	\$708,763.00	70.83%
Unrestricted Grants-in-Aid	\$3,793,678.00	\$3,040,049.00	80.13%
Restricted Grants-in-Aid	\$55,947.00	\$50,865.00	90.92%
Restricted Grants-in-Aid - SFSF	\$0.00	\$0.00	#DIV/0!
Property Tax Allocation	\$371,237.00	\$367,868.00	99.09%
All Other Operating Revenue	\$547,375.00	\$525,599.00	96.02%
TOTAL	\$8,342,578.00	\$7,420,723.00	88.95%
<b>EXPENDITURES</b>			
Salaries & Wages	\$4,915,995.00	\$3,562,186.00	72.46%
Benefits	\$1,792,176.00	\$1,185,337.00	66.14%
Services	\$1,476,546.00	\$1,335,108.00	90.42%
Supplies	\$224,814.00	\$144,863.00	64.44%
Equipment	\$5,051.00	\$1,618.00	32.03%
Debt	\$0.00	\$0.00	#DIV/0!
Other	\$117,929.00	\$112,189.00	95.13%
TOTAL	\$8,532,511.00	\$6,341,301.00	74.32%
<b>SURPLUS/(DEFICIT)</b>	<b>(\$189,933.00)</b>	<b>\$1,079,422.00</b>	

**Southeastern Local Schools**  
**Explanation of Checks Over \$5,000**

03/01/2017 - 03/31/2017

Check #	Vendor Name	Amount	Explanation
094253	Clark County ESC	\$77,902.63	Special Education cost for FY17
094265	Promevo LLC	\$38,500.00	Purchase of Chromebooks
094278	Clark County ESC	\$82,102.16	Special Education cost for FY17
094302	AVI FoodSystem	\$22,368.49	Food Service
094307	Clark County ESC	\$81,165.06	Special Education cost for FY17
992558	Payroll	\$213,428.48	Payroll for March 3, 2017
992559	Auditor Clark County	\$28,883.12	Auditor & Treasurer Fees
992563	Payroll	\$220,311.96	Payroll for March 20, 2017
992564	Foundation	\$126,682.14	County Board, STRS/SERS, Community Schools, Open Enrollment, ect...
992544	UHC	\$83,326.93	March Health Insurance Payment

-- Options Summary --

Output file SM2M.TXT  
Print options page? (Y,N) Y  
Report heading SM2 March 31, 2017  
Fiscal Year 2017  
Beginning Month: 03  
Ending Month: 03

BAT\_SM2M executed by SE\_BMCKEE on node MVECA0:: at 3-APR-2017 23:10:22.69

DATE: 04/03/2017  
 TIME: 23:10:22

FORM SM-2  
 OHIO DEPARTMENT OF EDUCATION - OFFICE OF SCHOOL MANAGEMENT ASSISTANCE  
 ANNUAL SPENDING PLAN (CURRENT OPERATION - GENERAL FUND ONLY - O.R.C. 5705.391)

PAGE: 1

SCHOOL DISTRICT: SOUTHEASTERN LOCAL SCHOOL

IRN # 046276 COUNTY: CLARK  
 SM2 March 31, 2017

FISCAL YEAR: 2017 MONTH: 03

	MONTHLY ESTIMATE	MONTHLY ACTUAL	MONTHLY DIFFERENCE	FISCAL YTD ESTIMATE	FISCAL YTD ACTUAL	FISCAL YTD DIFFERENCE
<b>REVENUES</b>						
01.010 General Property (Real Estate)	0	667,727	667,727	0	2,494,873	2,494,873
01.020 Tangible Personal Property Tax	0	120,115	120,115	0	232,706	232,706
01.030 Income Tax	0	0	0	0	708,763	708,763
01.035 Unrestricted Grants-in-Aid	0	329,263	329,263	0	3,040,049	3,040,049
01.040 Restricted Grants-in-Aid	0	4,982	4,982	0	50,865	50,865
01.045 Restricted Grants-in-Aid - SFSF	0	0	0	0	0	0
01.050 Property Tax Allocation	0	179,401	179,401	0	367,868	367,868
01.060 All Other Operating Revenue	0	158,205	158,205	0	525,599	525,599
01.070 Total Revenue	0	1,459,693	1,459,693	0	7,420,723	7,420,723
<b>OTHER FINANCING SOURCES</b>						
02.010 Proceeds from Sale of Notes	0	0	0	0	0	0
02.020 State Emergency Loans & Advancements (Approved)	0	0	0	0	0	0
02.040 Operating Transfers-In	0	0	0	0	0	0
02.050 Advances-In	0	0	0	0	291,995	291,995
02.060 All Other Financing Sources	0	0	0	0	142,850	142,850
02.070 Total Other Financing Sources	0	0	0	0	434,845	434,845
02.080 Total Revenues and Other Financing Sources	0	1,459,693	1,459,693	0	7,855,568	7,855,568
<b>EXPENDITURES</b>						
03.010 Personal Services	0	395,823	395,823	0	3,562,186	3,562,186
03.020 Employees' Retirement/Insurance Benefits	0	53,473	53,473	0	1,185,337	1,185,337
03.030 Purchased Services	0	320,910	320,910	0	1,335,108	1,335,108
03.040 Supplies and Materials	0	2,009	2,009	0	144,863	144,863
03.050 Capital Outlay	0	121	121	0	1,618	1,618
03.060 Intergovernmental	0	0	0	0	0	0
04.010 Debt Service: All Principal (Historical)	0	0	0	0	0	0
04.020 Debt Service: Principal - Notes	0	0	0	0	0	0
04.030 Debt Service: Principal - State Loans	0	0	0	0	0	0
04.040 Debt Service: Principal - State Advancements	0	0	0	0	0	0
04.050 Debt Service: Principal - HB 264 Loans	0	0	0	0	0	0
04.055 Debt Service: Principal - Other	0	0	0	0	0	0
04.060 Debt Service: Interest and Fiscal Charges	0	0	0	0	0	0
04.300 Other Objects	0	33,840	33,840	0	112,189	112,189
04.500 Total Expenditures	0	806,176	806,176	0	6,341,301	6,341,301
<b>OTHER FINANCING USES</b>						
05.010 Operating Transfers - Out	0	0	0	0	0	0
05.020 Advances - Out	0	0	0	0	0	0
05.030 All Other Financing Uses	0	0	0	0	0	0
05.040 Total Other Financing Uses	0	0	0	0	0	0
05.050 Total Expenditure and Other Financing Uses	0	806,176	806,176	0	6,341,301	6,341,301
06.010 Excess Rev & Oth Financing Sources over(under) Exp &	0	653,517	653,517	0	1,514,267	1,514,267
07.010 Beginning Cash Balance	0	7,451,032	7,451,032	0	6,590,282	6,590,282
07.020 Ending Cash Balance	0	8,104,549	8,104,549	0	8,104,549	8,104,549
08.010 Outstanding Encumbrances	0	495,928	495,928	0	495,928	495,928

-- Options Summary --

Summary or Detail Report? (S,D) D  
Output file: FINSUMM.TXT  
Type: CSV  
Print options page? (Y,N) Y  
Generate FINDET report for comparison? (Y,N) Y  
Sort options: FS  
Include future encumbrance amounts? (Y,N) N  
Include accounts with zero amounts? (Y,N) N  
Include accounts which are no longer active? (Y,N,I) Y

BAT\_FINSUM executed by SE\_BMCKEE on node MVECA0:: at 3-APR-2017 22:38:45.54



Date: 04/03/2017  
 Time: 10:38 pm

SOUTHEASTERN LOCAL SCHOOL  
 Financial Report by Fund/SCC

Fund #	Fund Description	FYTD Receipts	MTD Expenditures	FYTD Expenditures	Current Fund Balance	Current Encumbrances	Unencumbered Fund Balance	Bank Code
Begin	Balance	MTD Receipts						
001 0000	CASH CONTROL - GENERAL FUND							
	6,487,444.73	1,459,694.07	7,855,571.08	806,176.26	6,341,301.45	8,001,714.36	495,927.86	7,505,786.50
001 9412	GENERAL SET ASIDE (5%)							
	102,837.52	0.00	0.00	0.00	0.00	102,837.52	0.00	102,837.52
003 0000	GENERAL INTEREST							
	1,075,699.60	3,799.15	61,094.87	0.00	579.00	1,136,215.47	0.00	1,136,215.47
003 9001	PERMANENT IMPROVEMENT VOTED							
	835,524.38-	73,534.78	240,953.30	45,801.88	347,422.96	941,994.04-	174,241.87	1,116,235.91-
003 9003	AUDITORIUM RENOVATION							
	848.38	0.00	0.00	0.00	0.00	848.38	0.00	848.38
006 0000	LUNCHROOM CASH CONTROL							
	22,372.09-	22,798.14	175,983.45	34,353.05	478,542.25	324,930.89-	121,131.02	446,061.91- 1
006 9017	Children's Hunger Alliance							
	0.00	0.00	2,000.00	0.00	1,029.00	971.00	583.83	387.17
018 9081	PRINCIPAL'S SUPPORT - MIAMI VIEW							
	1,970.75	0.00	0.00	0.00	75.00	1,895.75	0.00	1,895.75 1
018 9082	PRINCIPAL'S SUPPORT - HIGH SCHOOL							
	4,302.25-	0.00	1,561.00	925.00	10,493.78	13,235.03-	743.49	13,978.52- 1
018 9281	MIDDLE SCHOOL PRINCIPAL'S SUPPORT							
	2,331.50	0.00	12,932.10	447.01	10,321.29	4,942.31	2,779.72	2,162.59
019 9091	MIAMI VIEW WORKROOM/LOUNGE							
	136.84	0.00	367.73	44.46	147.15	357.42	0.00	357.42 1
019 9092	TEACHER'S LOUNGE - HIGH SCHOOL							
	537.01	0.00	75.17	0.00	286.42	325.76	3.98	321.78
022 9012	Wellness Incentive							
	7,993.85	0.00	977.00	0.00	0.00	8,970.85	0.00	8,970.85
022 9013	Julia Salyers Memorial Fund							
	365.00	0.00	0.00	0.00	0.00	365.00	0.00	365.00
022 9014	Jerry South Memorial Fund							
	397.84	0.00	0.00	0.00	0.00	397.84	0.00	397.84
022 9081	PRINCIPAL'S FUND/STAFF RECOGNITION							
	405.49-	0.00	0.00	0.00	1,016.79	1,422.28-	66.96	1,489.24-

Date: 04/03/2017  
 Time: 10:38 pm

SOUTHEASTERN LOCAL SCHOOL  
 Financial Report by Fund/SCC

Fund #	Fund Description	FYTD Receipts	MTD Expenditures	FYTD Expenditures	Current Fund Balance	Current Encumbrances	Unencumbered Fund Balance	Bank Code	
022 9082	PRINCIPAL'S FUND/STAFF RECOGNITION	1,600.17	0.00	234.95	0.00	545.69	1,289.43	445.00	844.43
022 9208	2008 Section 125	0.00	0.00	174.65	0.00	167.50	7.15	0.00	7.15
022 9281	PRINCIPAL'S FUND/STAFF RECOGNITION	3,806.92-	0.00	37.32	0.00	766.00	4,535.60-	400.00	4,935.60-
027 0000	BWC Distribution Account	50,418.68	3,469.98	30,842.00	2,498.07	23,582.70	57,677.98	2,812.16	54,865.82
200 9000	Washington DC Trip	0.00	6,658.00	19,910.00	0.00	11,850.00	8,060.00	0.00	8,060.00
200 9013	Class of 2013	816.46	0.00	0.00	0.00	0.00	816.46	0.00	816.46
200 9014	Class of 2014	250.00	0.00	0.00	0.00	0.00	250.00	0.00	250.00
200 9015	Class of 2015	187.01	0.00	0.00	0.00	0.00	187.01	0.00	187.01
200 9016	Class of 2016	693.57	0.00	0.00	0.00	311.60	381.97	0.00	381.97
200 9017	Class of 2017	1,935.53	0.00	0.00	0.00	230.11	1,705.42	360.54	1,344.88
200 9018	Class of 2018	2,565.53	0.00	5,928.00	1,416.22	6,281.41	2,212.12	0.00	2,212.12
200 9019	Class of 2019	805.83-	0.00	105.00	0.00	0.00	700.83-	0.00	700.83-
200 9020	Class of 2020	366.87	0.00	95.00	0.00	0.00	461.87	0.00	461.87
200 9201	FUTURE FARMERS OF AMERICA	3,456.11	124.00	16,843.00	2,667.94	14,482.78	5,816.33	6,025.00	208.67-
200 9202	FAMILIES CAREERS & COMMUNITY LEADERS OF AMERI	3,423.51	2,030.65	5,798.60	13.98	4,807.52	4,414.59	1,091.55	3,323.04 1
200 9203	FUTURE EDUCATORS OF AMERICA	119.74	0.00	0.00	0.00	0.00	119.74	0.00	119.74

Date: 04/03/2017  
 Time: 10:38 pm

SOUTHEASTERN LOCAL SCHOOL  
 Financial Report by Fund/SCC

Fund #	Fund Description	FYTD Receipts	MTD Expenditures	FYTD Expenditures	Current Fund Balance	Current Encumbrances	Unencumbered Fund Balance	Bank Code
200 9205	NATIONAL HONOR SOCIETY 824.44	0.00	375.00	0.00	619.00	580.44	195.00	385.44 1
200 9207	ACHIEVEMENT THRU TEAMWORK 882.26	0.00	0.00	0.00	214.25	668.01	0.00	668.01
200 9208	Spanish Club 0.00	0.00	245.00	0.00	0.00	245.00	19.98	225.02
200 9210	SPIRIT CLUB 1,098.55	0.00	1,834.25	143.38	1,124.38	1,808.42	0.00	1,808.42
200 9215	LAND LAB 264.28	0.00	0.00	0.00	0.00	264.28	0.00	264.28
200 9216	MIAMI VIEW MIDDLE SCHOOL STUDENT COUNCIL 7,041.97	49.00	1,649.55	260.00	1,665.94	7,025.58	221.00	6,804.58 1
200 9217	Jr. High Student Council 4,311.17	332.00	947.00	0.00	0.00	5,258.17	0.00	5,258.17
200 9222	S.A.D.D. CASH 206.74	0.00	0.00	0.00	0.00	206.74	0.00	206.74
200 9225	H2O HELP TO OTHERS 1,060.87	0.00	0.00	0.00	0.00	1,060.87	0.00	1,060.87
200 9226	Art Club 1,619.89	0.00	0.00	0.00	0.00	1,619.89	0.00	1,619.89
300 0000	STUDENT PARTICIPATION FEES 0.00	0.00	0.00	92.00	419.82	419.82-	0.00	419.82-
300 9302	BAND 4,263.48	0.00	5,529.00	0.00	0.00	9,792.48	0.00	9,792.48
300 9303	CHEERLEADERS - HI SCHOOL 804.38	0.00	14,343.76	225.00	14,284.87	863.27	686.00	177.27
300 9304	CHOIR - HI SCHOOL 730.43	0.00	0.00	0.00	0.00	730.43	0.00	730.43
300 9305	DRAMA - HI SCHOOL 7,748.85	3,614.00	7,151.00	2,199.79	3,387.79	11,512.06	1,536.24	9,975.82
300 9306	Bowling Club 1,171.77-	0.00	1,999.00	1,210.76	3,735.76	2,908.53-	101.62	3,010.15-

Date: 04/03/2017  
 Time: 10:38 pm

SOUTHEASTERN LOCAL SCHOOL  
 Financial Report by Fund/SCC

Fund #	Fund Description	FYTD Receipts	MTD Expenditures	FYTD Expenditures	Current Fund Balance	Current Encumbrances	Unencumbered Fund Balance	Bank Code
300 9308	TROJAN TIMES 1.66	0.00	0.00	0.00	1.66	0.00	1.66	
300 9309	YEARBOOK 1,438.10-	600.00	1,320.00	0.00	3,633.01	2,805.00	6,556.11-	
300 9312	Wrestling Club 1,130.73	2,475.00	3,905.00	0.00	2,877.26	2,734.81	576.34-	
300 9313	CHEERLEADERS - MIAMI VIEW 64.29	0.00	1,023.00	0.00	2,558.20	1,470.91-	1,470.91-	
300 9320	ATHLETICS - HI SCHOOL 20,372.96	14,179.75	82,322.79	11,825.02	64,564.65	38,131.10	26,179.79	11,951.31 1
300 9330	ATHLETICS MIAMI VIEW 6,120.74	2,175.00	15,215.05	865.19	18,835.16	2,500.63	8,162.82	5,662.19- 1
450 9407	SCHOOLNET 0.01	0.00	0.00	0.00	0.01	0.00	0.01	
451 9017	DATA COMM 0.00	2,700.00	5,400.00	0.00	2,700.00	0.00	2,700.00	
459 9903	OHIO READS GRANT 300.00	0.00	0.00	0.00	0.00	300.00	0.00	300.00
459 9905	OHIO READS 2,000.00	0.00	0.00	0.00	0.00	2,000.00	0.00	2,000.00
461 9017	VOC ED ENHANCEMENTS 0.00	330.38	3,776.22	496.53	4,438.90	662.68-	0.00	662.68-
499 9014	Early Literacy Grant 7,805.06	0.00	0.00	0.00	0.00	7,805.06	0.00	7,805.06
499 9016	FY16 Parent Mentor Grant 0.00	0.00	2,400.00	0.00	0.00	2,400.00	0.00	2,400.00
499 9017	Parent Mentor Services 0.00	2,000.00	11,200.00	2,000.00	15,600.00	4,400.00-	9,400.00	13,800.00-
499 9107	Project Lead the Way 0.45	0.00	0.00	0.00	0.00	0.45	0.00	0.45
499 9900	BUILDING INCENTIVE 128.59	0.00	0.00	0.00	0.00	128.59	0.00	128.59

Date: 04/03/2017  
 Time: 10:38 pm

SOUTHEASTERN LOCAL SCHOOL  
 Financial Report by Fund/SCC

Fund #	Fund Description	FYTD Receipts	MTD Expenditures	FYTD Expenditures	Current Fund Balance	Current Encumbrances	Unencumbered Fund Balance	Bank Code
516 9602	TITLE IV-B 2002 0.56	0.00	0.00	0.00	0.56	0.00	0.56	
516 9616	IDEA PART B 3,854.85	0.00	10,973.34	0.00	14,828.19	0.00	0.00	
516 9617	IDEA PART B 0.00	12,344.32	73,631.57	11,012.52	84,387.45	10,755.88-	0.00	10,755.88-
572 9216	TITLE I 9,697.75	0.00	19,222.80	0.00	28,920.55	0.00	0.00	0.00
572 9217	TITLE I 0.00	14,949.30	94,117.38	14,851.29	108,633.95	14,516.57-	1,178.86	15,695.43-
573 9302	TITLE VI-INNOVATIVE 1.00	0.00	0.00	0.00	0.00	1.00	0.00	1.00
590 9017	IMPROVING TCHR QUALITY 0.00	1,347.41	18,978.71	3,526.26	24,683.82	5,705.11-	0.00	5,705.11-
GRAND TOTALS:								
	6,958,905.33	1,629,204.93	8,809,043.64	943,051.61	7,656,353.35	8,111,595.62	859,834.10	7,251,761.52

-- Options Summary --

Output file: CHEKPY.TXT  
Print options page? (Y,N) Y  
Sort options: C  
Check types to select. (D,I,M,P,R,T,W): W,P,R,M  
Print vendor from PO or check. (P,C): P  
Date Selection From: 03/01/2017  
To: 03/31/2017  
Summary or Detail report? (S,D) S  
Single or Double space summary report? (S,D) S  
Include or Exclude the following vendors?(I,E) I

BAT\_CHEKPY executed by SE\_BMCKEE on node MVECA0:: at 3-APR-2017 22:35:53.58

Date: 04/03/2017  
 Time: 10:35 pm

SOUTHEASTERN LOCAL SCHOOL  
 SORT BY CHECK NUMBER  
 CHECK DATES BETWEEN 03/01/2017 AND 03/31/2017  
 WARRANT, REFUND, MEMO, PAYROLL CHECKS

Page: 1  
 (CHEKPY)

CHECK	TYPE	DATE	VENDOR	VENDOR	STATUS/DATE	BANK CODE	CHECK AMOUNT
094249	W	03/03/2017	Al Able Pest Doctors	034985	RECONCILED:03/31/2017		125.00
094250	W	03/03/2017	AMERITECH	010200	RECONCILED:03/31/2017		591.79
094251	W	03/03/2017	BSN CORPORATION	001730	RECONCILED:03/31/2017	1	3,185.36
094252	W	03/03/2017	BSN Sports	034171	RECONCILED:03/31/2017	(Multi-bank check)	778.70
094253	W	03/03/2017	CLARK COUNTY EDUCATIONAL SERVICE CENTER	002300	RECONCILED:03/31/2017		77,902.63
094254	W	03/03/2017	COMMUNITY HOSPITAL CENTER FOR OCCUPATIONAL HEALTH	002395	RECONCILED:03/31/2017		99.00
094255	W	03/03/2017	Dayton Children's Hospital	034243	RECONCILED:03/31/2017		239.00
094256	W	03/03/2017	H. W. MANN & SONS	007650	RECONCILED:03/31/2017		338.00
094257	W	03/03/2017	JACK D. DALIE	020181	RECONCILED:03/31/2017		259.17
094258	W	03/03/2017	MADISON/CHAMPAIGN ESC Attn: Scott Howell	002124	RECONCILED:03/31/2017		65.00
094259	W	03/03/2017	MILLER'S TEXTILE SERVICES	012700	RECONCILED:03/31/2017		101.93
094260	W	03/03/2017	Musician's Friend	034674	RECONCILED:03/31/2017		1,332.00
094261	W	03/03/2017	Nancy Holt	034684	RECONCILED:03/31/2017		1,000.00
094262	W	03/03/2017	Ohio Valley Medical Center	034920	RECONCILED:03/31/2017		3,000.00
094263	W	03/03/2017	PESI	034685	RECONCILED:03/31/2017		219.99
094264	W	03/03/2017	Piqua Pizza Supply	035030	RECONCILED:03/31/2017		491.59
094265	W	03/03/2017	Promevo LLC	034437	RECONCILED:03/31/2017		38,500.00
094266	W	03/03/2017	Schneider's Florist	034423	RECONCILED:03/31/2017		120.66
094267	W	03/03/2017	SHOEMAKER'S HOME CENTER	011950	RECONCILED:03/31/2017		49.45
094268	W	03/03/2017	STARR TROPHY AND AWARDS	002199	RECONCILED:03/31/2017	1	500.00
094269	W	03/03/2017	Stephanie Weaver	034988	RECONCILED:03/31/2017	1	44.46
094270	W	03/03/2017	THYSSENKRUPP ELEVATOR CORP	005544	RECONCILED:03/31/2017		450.00
094271	W	03/03/2017	TIM BELL	030825	RECONCILED:03/31/2017	1	310.49
094272	W	03/03/2017	SWDAB c/o Jeff Sakel, Troy HS	033881	RECONCILED:03/31/2017	1	1,110.00
094273	W	03/10/2017	AQUA-FALLS GLACIER MOUNTAIN	030172	RECONCILED:03/31/2017		4.95
094274	W	03/10/2017	Beth Bertemes	033864	RECONCILED:03/31/2017		11.99
094275	W	03/10/2017	Burleson Law Offices, LLC	033353	RECONCILED:03/31/2017		2,178.18
094276	W	03/10/2017	CARDINAL BUS SALES & SERVICE	011859	RECONCILED:03/31/2017		87.66
094277	W	03/10/2017	Champaign Co FFA	034422	RECONCILED:03/31/2017		40.00
094278	W	03/10/2017	CLARK COUNTY EDUCATIONAL SERVICE CENTER	002300	RECONCILED:03/31/2017		82,102.16
094279	W	03/10/2017	DARRICK RIGGS	032170	RECONCILED:03/31/2017		28.54
094280	W	03/10/2017	Don Rinker Sports	034387	RECONCILED:03/31/2017	1	130.00
094281	W	03/10/2017	Genuine Parts Co. DBA NAPA AUTO PARTS	012600	RECONCILED:03/31/2017		15.18
094282	W	03/10/2017	MARYSVILLE FFA	020165	RECONCILED:03/31/2017		10.00
094283	W	03/10/2017	Megan Rains	033514	RECONCILED:03/31/2017		10.77
094284	W	03/10/2017	MELISSA HUNTER	031146	RECONCILED:03/31/2017		12.28
094285	W	03/10/2017	Michael Rivera	036469	RECONCILED:03/31/2017	(Multi-bank check)	441.95
094286	W	03/10/2017	MILLER'S TEXTILE SERVICES	012700	RECONCILED:03/31/2017		55.00
094287	W	03/10/2017	Nick Banion	034670	RECONCILED:03/31/2017		92.02
094288	W	03/10/2017	Nicole Delk	034842	RECONCILED:03/31/2017		12.98
094289	W	03/10/2017	OASBO	010160	RECONCILED:03/31/2017		312.50
094290	W	03/10/2017	OHIO ACTIVITIES ASSOC CHEER OHIO-OASSA	010130	RECONCILED:03/31/2017		225.00
094291	W	03/10/2017	Prom Nite	032564	RECONCILED:03/31/2017		1,416.22
094292	W	03/10/2017	SPRINGFIELD ART COUNCIL	012557	RECONCILED:03/31/2017	1	425.00

Date: 04/03/2017  
 Time: 10:35 pm

SOUTHEASTERN LOCAL SCHOOL  
 SORT BY CHECK NUMBER  
 CHECK DATES BETWEEN 03/01/2017 AND 03/31/2017  
 WARRANT, REFUND, MEMO, PAYROLL CHECKS

Page: 2  
 (CHEKPY)

CHECK	TYPE	DATE	VENDOR	VENDOR	STATUS/DATE	BANK CODE	CHECK AMOUNT
094293	W	03/10/2017	Stephanie Weaver	034988	RECONCILED:03/31/2017		16.27
094294	W	03/10/2017	SUE BLACK	012939	RECONCILED:03/31/2017		59.66
094295	W	03/10/2017	TMT Apparel	034631	RECONCILED:03/31/2017	1	525.60
094296	W	03/10/2017	VECTREN ENERGY DELIVERY	003350	RECONCILED:03/31/2017		775.97
094297	W	03/10/2017	WILMINGTON COLLEGE LIVESTOCK JUDGING	014527	RECONCILED:03/31/2017		200.00
094298	W	03/10/2017	Xtreme Graphics	035028	RECONCILED:03/31/2017		460.00
094299	W	03/10/2017	UNIVERSITY OF DAYTON	030939	RECONCILED:03/31/2017	1	2,340.00
094300	W	03/17/2017	Al Able Pest Doctors	034985	RECONCILED:03/31/2017		216.00
094301	W	03/17/2017	Amanda Siwek	034873	RECONCILED:03/31/2017		214.50
094302	W	03/17/2017	AVI FoodSystems	034778	RECONCILED:03/31/2017	1	22,368.49
094303	W	03/17/2017	Bakers Locksmithing Services	035024	RECONCILED:03/31/2017		30.00
094304	W	03/17/2017	BSN CORPORATION	001730	RECONCILED:03/31/2017	1	2,183.58
094305	W	03/17/2017	BSN Sports	034171	RECONCILED:03/31/2017	1	599.20
094306	W	03/17/2017	Centurylink Business Services	031172	RECONCILED:03/31/2017		13.26
094307	W	03/17/2017	CLARK COUNTY EDUCATIONAL SERVICE CENTER	002300	RECONCILED:03/31/2017		81,165.06
094308	W	03/17/2017	CLASSROOM DIRECT	031777	RECONCILED:03/31/2017		60.53
094309	W	03/17/2017	COMPUTER FUN	002840	RECONCILED:03/31/2017		143.38
094310	W	03/17/2017	D.B. Yummers, LLC	032977			240.00
094311	W	03/17/2017	Furlow's Consulting LLC	034907	RECONCILED:03/17/2017		1,556.18
094312	W	03/17/2017	Genuine Parts Co. DBA NAPA AUTO PARTS	012600	RECONCILED:03/31/2017		298.47
094313	W	03/17/2017	GovConnection	033991	RECONCILED:03/31/2017		66.40
094314	W	03/17/2017	Habitec Security	032464	RECONCILED:03/31/2017		798.00
094315	W	03/17/2017	In A Pinch	034671	RECONCILED:03/31/2017	1	260.00
094316	W	03/17/2017	Jessica Detty	034642	RECONCILED:03/31/2017		65.85
094317	W	03/17/2017	Kelly Gootee	034238	RECONCILED:03/31/2017		364.68
094318	W	03/17/2017	KINCAIDS	006764	RECONCILED:03/31/2017		146.47
094319	W	03/17/2017	MIAMI TRACE FFA	014933	RECONCILED:03/31/2017		30.00
094320	W	03/17/2017	MILLER'S TEXTILE SERVICES	012700	RECONCILED:03/31/2017		101.88
094321	W	03/17/2017	MUSIC THEATER INT'L	008675	RECONCILED:03/31/2017		1,665.00
094322	W	03/17/2017	Nancy Holt	034684	RECONCILED:03/31/2017		1,000.00
094323	W	03/17/2017	Olde Man Granola	034723			242.40
094324	W	03/17/2017	PJ Bertemes	033166	RECONCILED:03/31/2017	1	195.81
094325	W	03/17/2017	School Specialty: Office Supplies	034639	RECONCILED:03/31/2017		34.89
094326	W	03/17/2017	STARR TROPHY AND AWARDS	002199	RECONCILED:03/31/2017	1	427.50
094327	W	03/17/2017	TMT Apparel	034631	RECONCILED:03/31/2017	1	525.00
094328	W	03/17/2017	Treasurer State of Ohio OETC	034539	RECONCILED:03/31/2017		240.00
094329	W	03/17/2017	TruGreen Commercial Dayton North Branch	034830	RECONCILED:03/31/2017	1	228.00
094330	W	03/24/2017	AQUA-FALLS GLACIER MOUNTAIN	030172	RECONCILED:03/31/2017		9.90
094331	W	03/24/2017	Bakers Locksmithing Services	035024			55.00
094332	W	03/24/2017	Coldwater Young Farmers	034551			30.00
094333	W	03/24/2017	De Lage Landen	034335	RECONCILED:03/31/2017		1,688.00
094334	W	03/24/2017	Direct Energy Business Marketing, LLC	034790	RECONCILED:03/31/2017		1,659.57
094335	W	03/24/2017	DISTRICT 6 FFA Craig Sammetinger	003764			50.00



Date: 04/03/2017  
 Time: 10:35 pm

SOUTHEASTERN LOCAL SCHOOL  
 SORT BY CHECK NUMBER  
 CHECK DATES BETWEEN 03/01/2017 AND 03/31/2017  
 WARRANT, REFUND, MEMO, PAYROLL CHECKS

Page: 3  
 (CHEKPY)

CHECK	TYPE	DATE	VENDOR	VENDOR	STATUS/DATE	BANK CODE	CHECK AMOUNT
094336	W	03/24/2017	Florida Fruit Association, Inc	033837	RECONCILED:03/31/2017		1,558.00
094337	W	03/24/2017	Greenon Local School District	034028			119.16
094338	W	03/24/2017	Habitec Security	032464	RECONCILED:03/31/2017		3,804.97
094339	W	03/24/2017	High School AD Network LLC	035017		1	32.00
094340	W	03/24/2017	IMS	034033			326.00
094341	W	03/24/2017	MacGill & Co.	033209			121.31
094342	W	03/24/2017	Miami Valley Football Coaches Association: Jason Lewis	035033		1	90.00
094343	W	03/24/2017	MILLER'S TEXTILE SERVICES	012700			55.00
094344	W	03/24/2017	MVBCA Ty Welker	035031		1	50.00
094345	W	03/24/2017	QUILL OFFICE SUPPLIES	010750			160.29
094346	W	03/24/2017	School Specialty: Office Supplies	034639			39.19
094347	W	03/24/2017	South Charleston Community Park	033583	RECONCILED:03/31/2017		3,500.00
094348	W	03/24/2017	TERMINIX INTERNATIONAL CO.,THE	000200		1 (Multi-bank check)	195.00
094349	W	03/24/2017	Time Warner Cable-SWO Division	035001	RECONCILED:03/31/2017		8.40
992558	C	03/03/2017	PAYROLL	900005	RECONCILED:03/31/2017	(Multi-bank check)	213,428.48
992559	M	03/01/2017	AUDITOR CLARK COUNTY	900022			28,883.12
992560	M	03/03/2017	AUDITOR CLARK COUNTY	900022			361.48
992561	M	03/03/2017	SECURITY NATIONAL BANK	900042			3,060.86
992562	M	03/17/2017	AUDITOR GREENE COUNTY	900010			1,358.34
992563	C	03/20/2017	PAYROLL	900005	RECONCILED:03/31/2017	(Multi-bank check)	220,311.96
992564	M	03/24/2017	FOUNDATION	900014		(Multi-bank check)	126,682.14
992565	M	03/20/2017	PAYROLL	900005		(Multi-bank check)	4,658.17
992566	M	03/03/2017	PAYROLL	900005		(Multi-bank check)	4,472.84
992567	M	03/03/2017	RETIREMENT SERS	900002			287.85
992568	M	03/20/2017	RETIREMENT SERS	900002			287.85
992569	M	03/03/2017	RETIREMENT STRS	900001			1,653.82
992570	M	03/20/2017	RETIREMENT STRS	900001			1,636.74
992571	M	03/31/2017	SECURITY NATIONAL BANK	900042			100.00
992572	M	03/27/2017	AUDITOR CLARK COUNTY	900022			1,837.29
V VOIDED CHECKS			0		CHECK TOTALS		0.00
R RECONCILED CHECKS			86		CHECK TOTALS		783,668.72
W WARRANT CHECKS			101		CHECK TOTALS		351,836.42
M MEMO CHECKS			13		CHECK TOTALS		175,280.50
B REFUND CHECKS			0		CHECK TOTALS		0.00
I INVESTMENT CHECKS			0		CHECK TOTALS		0.00
T TRANSFER CHECKS			0		CHECK TOTALS		0.00
D DISTRIBUTION CHECKS			0		CHECK TOTALS		0.00
C PAYROLL CHECKS			2		CHECK TOTALS		433,740.44
MISSING CHECKS			0				
** TOTAL CHECKS (LESS VOIDED)			116		** TOTAL NET		960,857.36
*** TOTAL CHECKS WRITTEN			116		*** GRAND TOTALS		960,857.36