

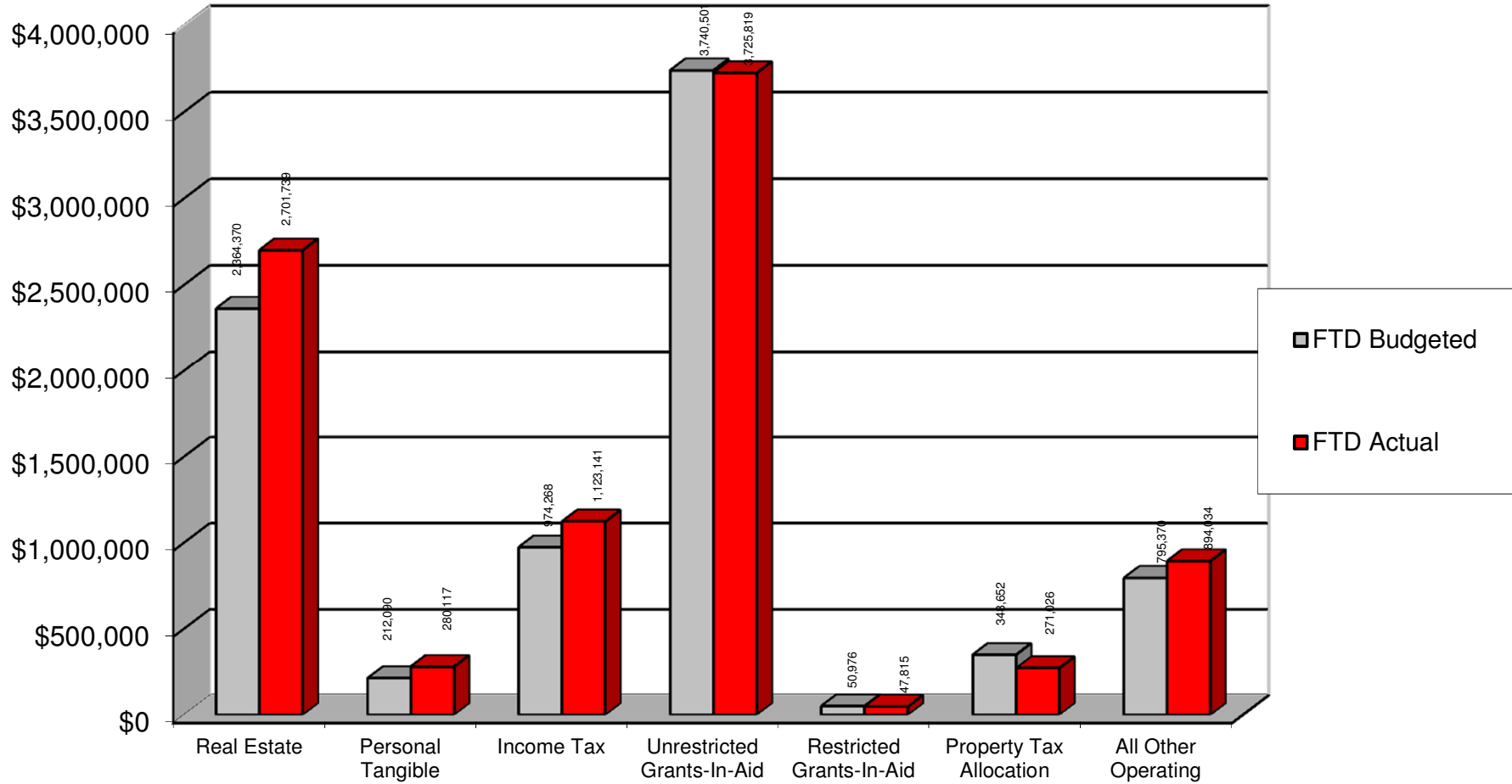
SOUTHEASTERN LOCAL SCHOOL DISTRICT

FINANCIAL REPORT

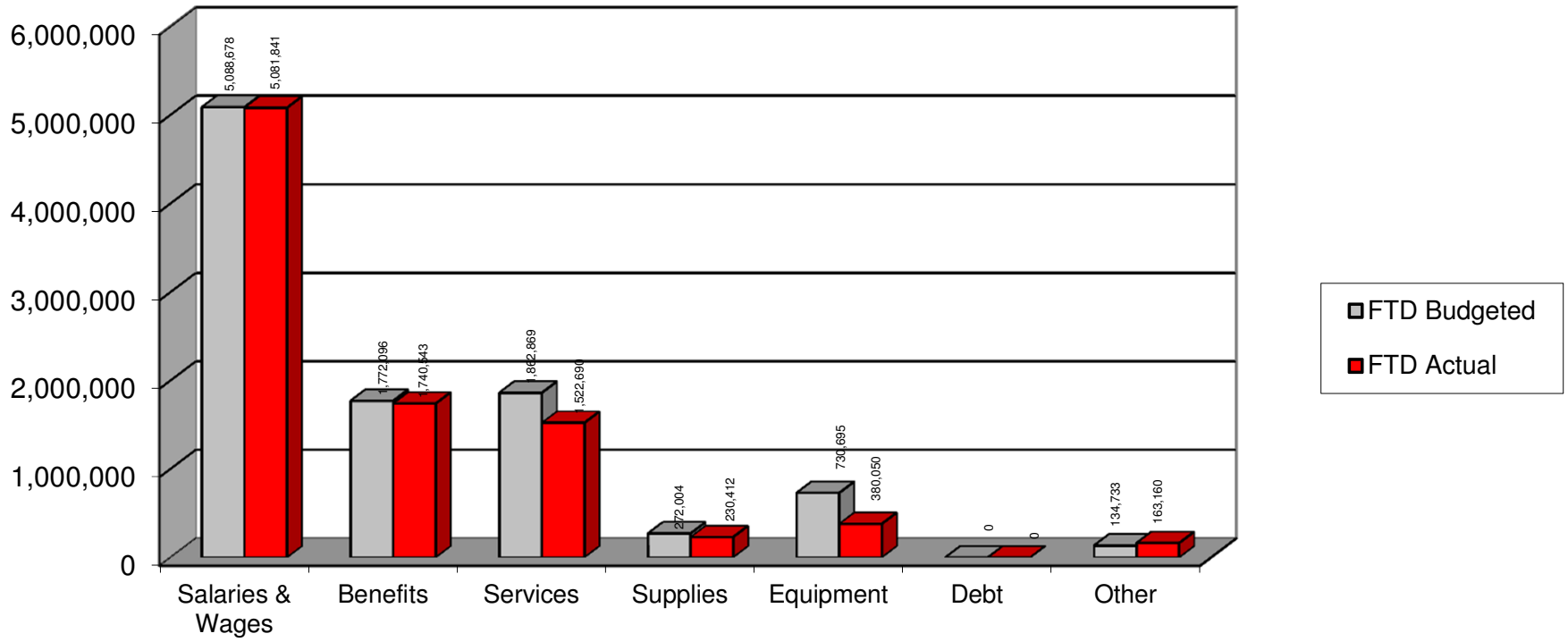
05/31/2019



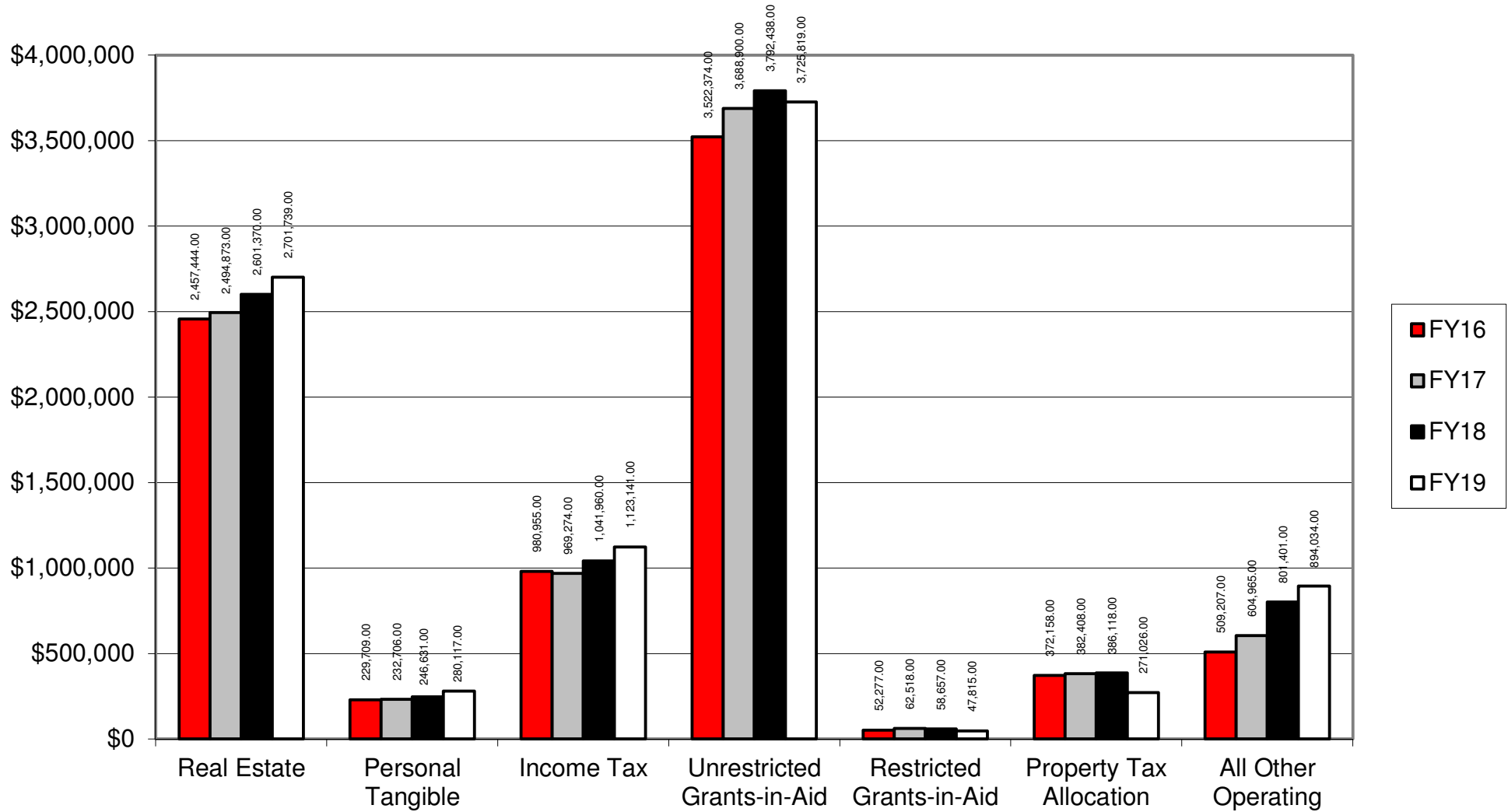
FTD BUDGETED vs. FTD ACTUAL



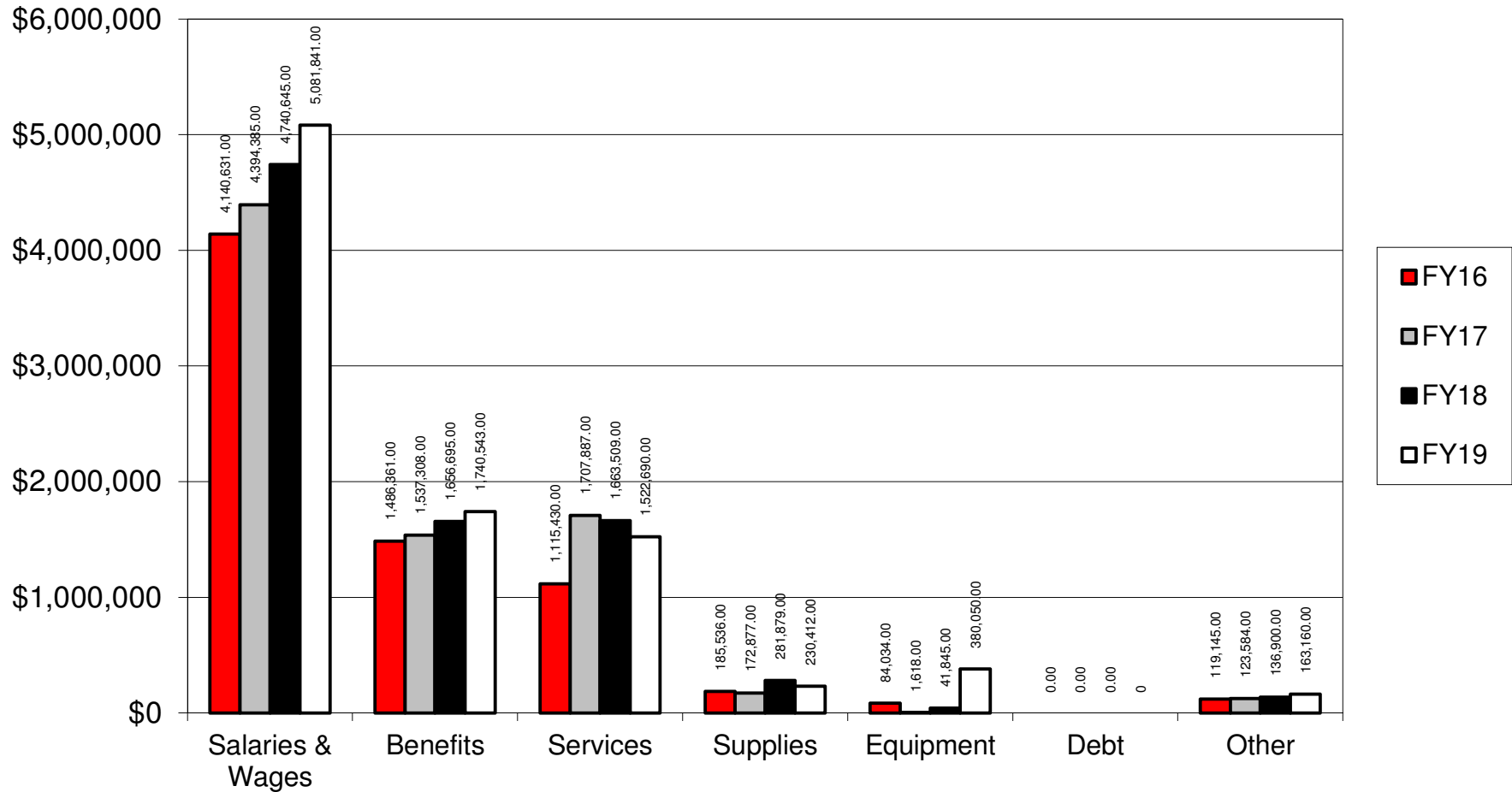
FTD BUDGETED vs. FTD ACTUAL



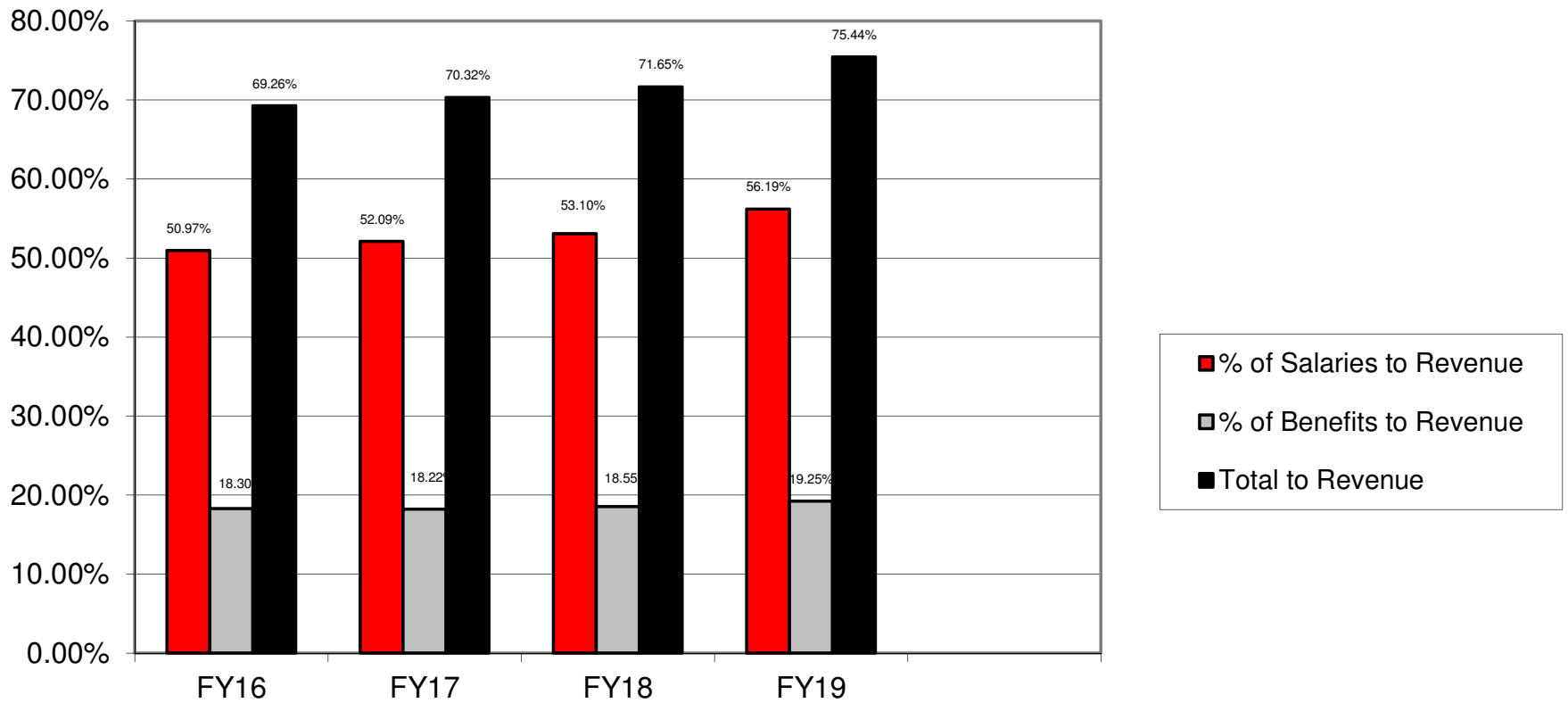
HISTORICAL REVENUE



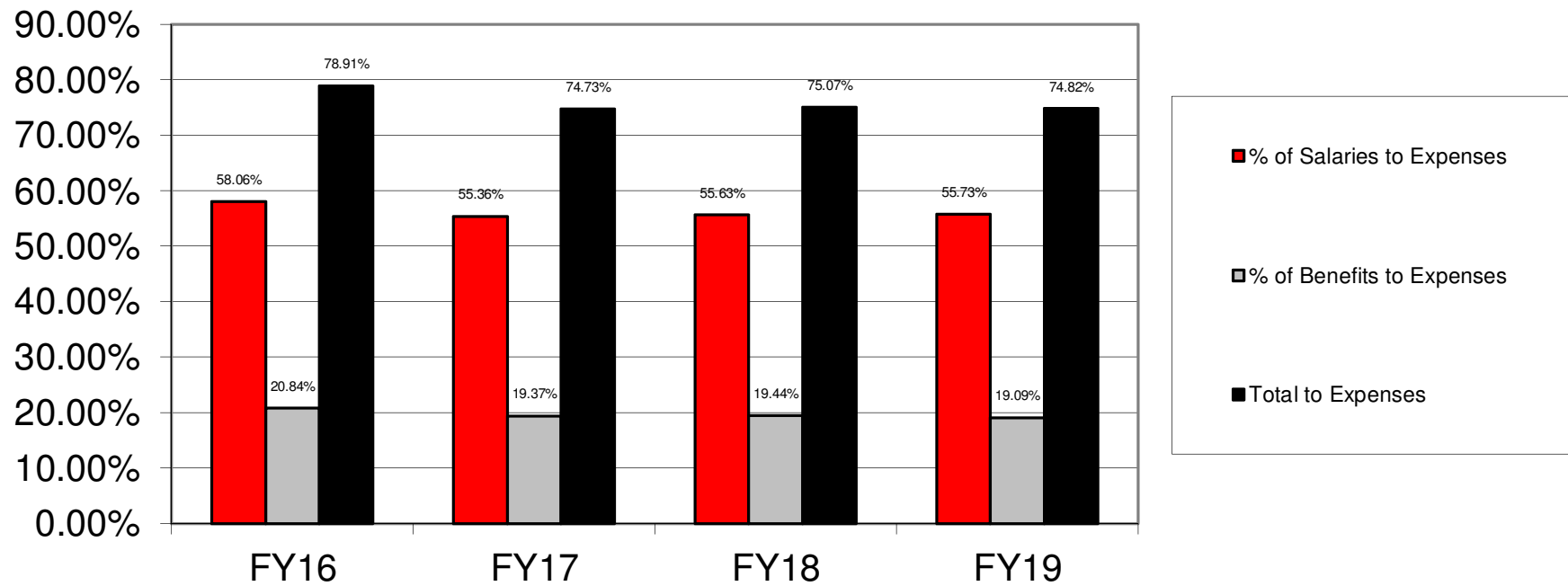
HISTORICAL EXPENDITURES



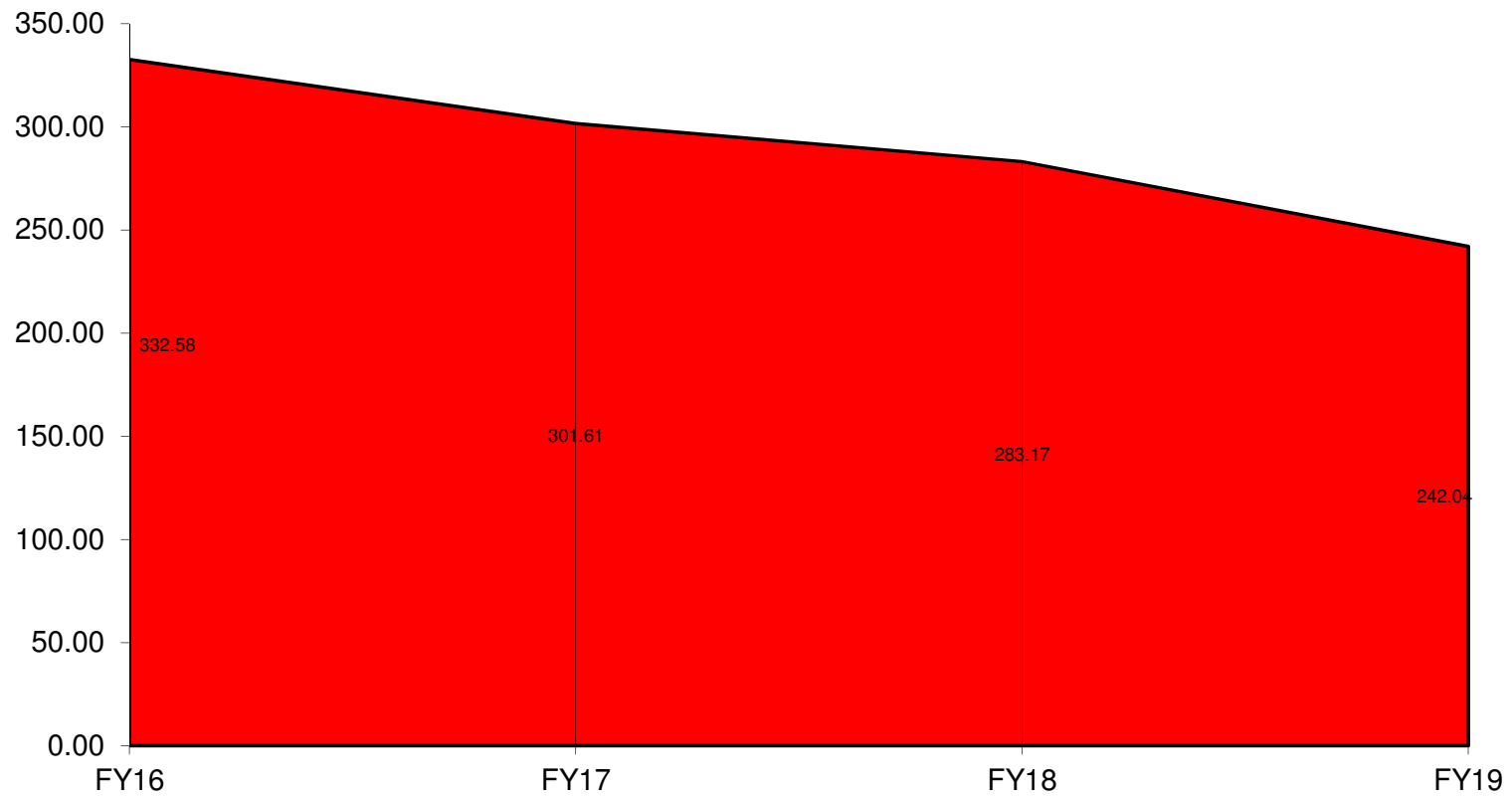
% OF SALARIES AND BENEFITS TO REVENUE



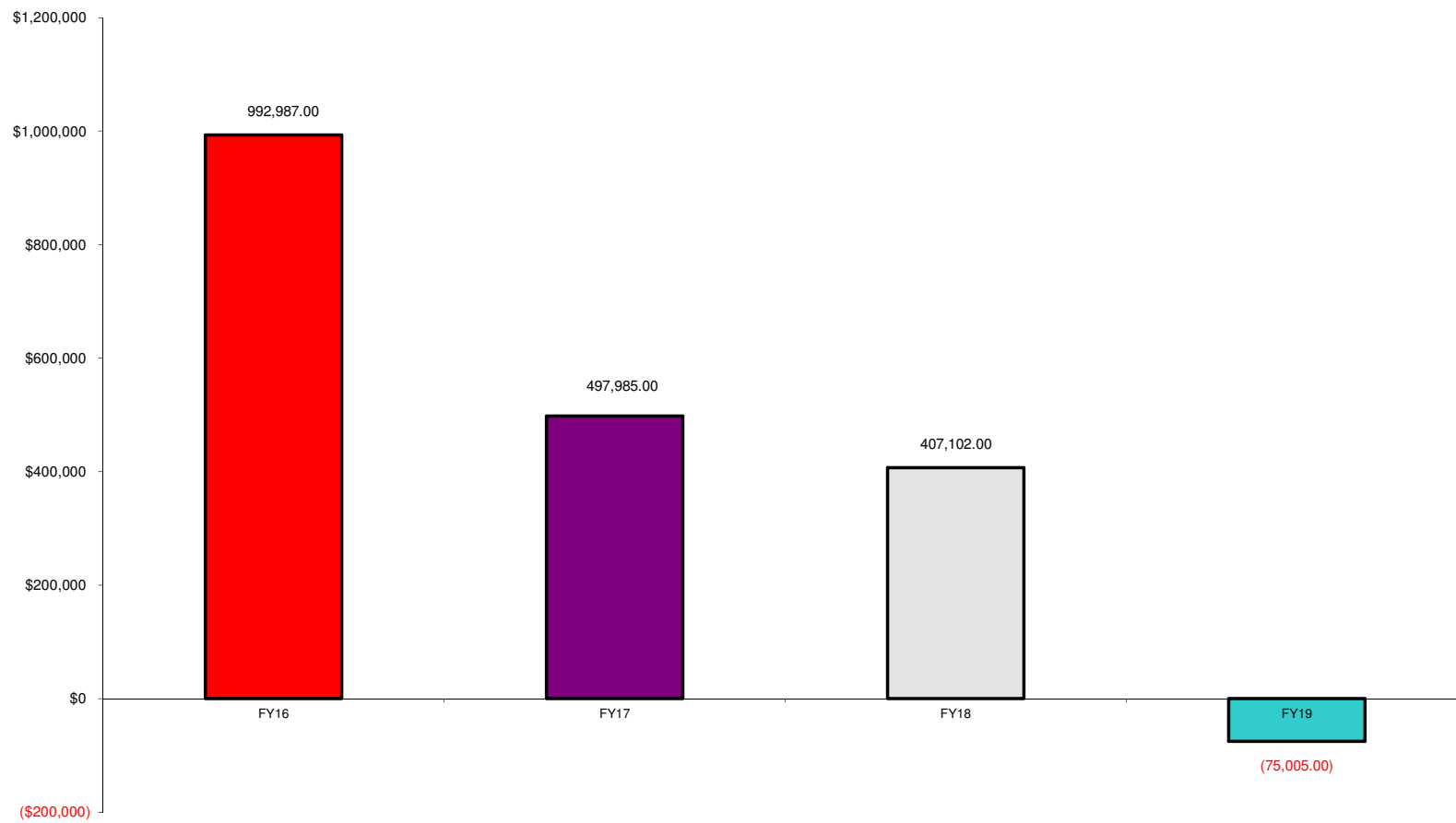
% OF SALARIES AND BENEFITS TO EXPENDITURES



Days of Operating Cash



SURPLUS/DEFICIT



**MONTHLY BUDGET VARIANCE
SOUTHEASTERN LOCAL SCHOOLS**

	FTD Budgeted	FTD Actual	Variance	Percentage Variance	MTD Budgeted	MTD Actual	Variance	Percentage Variance
REVENUE								
General Property (Real Estate)	\$2,364,370	\$2,701,739	\$337,369	14.27%	\$0	\$0	\$0	-
Tangible Personal Property	212,090	280,117	68,027	32.07%	\$19,280	0	(19,280)	-100.00%
Income Tax	974,268	1,123,141	148,873	15.28%	\$88,567	0	(88,567)	-100.00%
Unrestricted Grants-In-Aid	3,740,501	3,725,819	(14,682)	-0.39%	\$340,033	325,257	(14,776)	-4.35%
Restricted Grants-In-Aid	50,976	47,815	(3,161)	-6.20%	\$4,634	3,212	(1,422)	-30.69%
Restricted Grants-In-Aid - SFSF	0	0	0	-	\$0	0	0	-
Property Tax Allocation	348,652	271,026	(77,626)	-22.26%	\$31,695	8,724	(22,971)	-72.47%
All Other Operating Revenue	795,370	894,034	98,664	12.40%	72,304	0	(72,304)	-100.00%
TOTAL REVENUE	\$8,486,226	\$9,043,691	\$557,465	6.57%	\$556,512	\$337,193	(\$219,319)	-39.41%
EXPENDITURES								
Salaries & Wages	\$5,088,678	\$5,081,841	\$6,837	-0.13%	\$462,590	\$462,669	(\$79)	0.02%
Benefits	\$1,772,096	\$1,740,543	31,553	-1.78%	161,094	150,953	10,141	-6.29%
Services	\$1,862,869	\$1,522,690	340,179	-18.26%	169,346	161,577	\$7,769	-4.59%
Supplies	\$272,004	\$230,412	41,592	-15.29%	24,727	23,424	1,303	-5.27%
Equipment	\$730,695	\$380,050	350,645	-47.99%	66,424	31,466	\$34,958	-52.63%
Debt	\$0	\$0	0	-	0	0	0	-
Other	\$134,733	\$163,160	(28,427)	21.10%	12,248	6,784	5,464	-44.61%
TOTAL EXPENSES	\$9,861,075	\$9,118,696	\$742,379	-7.53%	\$896,429	\$836,873	\$59,556	-6.64%
SURPLUS/DEFICIT	(\$1,374,848)	(\$75,005)	\$1,299,843	-94.54%	(\$339,917)	(\$499,680)	(\$159,763)	47.00%
OTHER USES/SOURCES								
Transfers/Advances In	400,461	430,666	30,205	7.54%	0	0	0	-
Transfers/Advances Out	0	0	0	-	0	0	0	-
All Other Financing Sources/(Uses)	17,380	12,722	(4,658)	-26.80%	664	4,815	(\$4,151)	625.15%
NET SOURCES/USES	417,841	443,388	25,547	6.11%	664	4,815	(4,151)	625.15%
BEGINNING CASH	\$6,792,758	\$6,792,753	(\$5)	0.00%	\$7,452,866	\$6,792,753	(\$660,113)	-8.86%
ENDING CASH	\$5,835,751	\$7,161,136	\$1,325,385	22.71%	\$7,113,613	\$6,293,073	(\$820,540)	-11.53%
ENCUMBRANCES	\$629,139	\$560,081	(\$69,058)	-10.98%	\$629,139	\$560,081	(\$69,058)	-10.98%
BUDGET RESERVE	\$0	\$0			\$0	\$0		
UNENCUMBERED CASH	\$5,206,612	\$6,601,055	\$1,394,443	26.78%	\$6,484,474	\$5,723,362	(\$761,112)	-11.74%

**HISTORICAL COMPARISON BY OBJECT
SOUTHEASTERN LOCAL SCHOOLS**

	FY 16 7/15-05/16	FY 17 7/16-05/17	% of Change	FY 18 7/17-5/18	% of Change	FY 19 7/18-05/19	% of Change
REVENUE							
General Property (Real Estate)	\$2,457,444	\$2,494,873	1.52%	\$2,601,370	4.27%	\$2,701,739	3.86%
Tangible Personal Property	229,709	232,706	1.30%	246,631	5.98%	280,117	13.58%
Income Tax	980,955	969,274	-1.19%	1,041,960	7.50%	1,123,141	7.79%
Unrestricted Grants-in-Aid	3,522,374	3,688,900	4.73%	3,792,438	2.81%	3,725,819	-1.76%
Restricted Grants-in-Aid	52,277	62,518	19.59%	58,657	-6.18%	47,815	-18.48%
Restricted Grants-in-Aid - SFSF	0	0	-	0	-	0	-
Property Tax Allocation	372,158	382,408	2.75%	386,118	0.97%	271,026	-29.81%
All Other Operating Revenue	509,207	604,965	18.81%	801,401	32.47%	894,034	11.56%
TOTAL REVENUE	\$8,124,124	\$8,435,644	3.83%	\$8,928,575	5.84%	\$9,043,691	1.29%
EXPENDITURES							
Salaries & Wages	4,140,631	4,394,385	6.13%	4,740,645	7.88%	5,081,841	7.20%
Benefits	1,486,361	1,537,308	3.43%	1,656,695	7.77%	1,740,543	5.06%
Services	1,115,430	1,707,887	53.11%	1,663,509	-2.60%	1,522,690	-8.47%
Supplies	185,536	172,877	-6.82%	281,879	63.05%	230,412	-18.26%
Equipment	84,034	1,618	-98.07%	41,845	2486.22%	380,050	808.23%
Debt	0	0	-	0	-		
Other	119,145	123,584	3.73%	136,900	10.77%	163,160	19.18%
TOTAL EXPENDITURES	\$7,131,137	\$7,937,659	11.31%	\$8,521,473	7.35%	\$9,118,696	7.01%
SURPLUS/DEFICIT	992,987	497,985	-49.85%	407,102	-18.25%	(75,005)	-118.42%
OTHER SOURCES/USES							
Advances/Transfers In	279,051	291,995	4.64%	388,797	33.15%	430,666	10.77%
Advances/Transfers Out	1,000	0	-100.00%	0	-		
All Other Financing Sources	33,356	142,850	328.26%	72,444	-49.29%	12,722	-82.44%
Debt Service	0	0	-	0	-		
NET SOURCES/USES	311,407	434,845	39.64%	461,241	6.07%	430,666	-6.63%
BEGINNING CASH	\$5,988,692	\$6,590,282	10.05%	\$6,701,477	1.69%	\$6,792,753	1.36%
ENDING CASH	\$7,293,086	\$7,523,112	3.15%	\$7,569,820	0.62%	\$7,135,692	-5.73%
ENCUMBRANCES	213,519	\$376,536	76.35%	\$366,767	-2.59%	\$560,081	52.71%
UNENCUMBERED CASH	\$7,079,567	\$7,146,576	0.95%	\$7,203,053	0.79%	\$6,588,333	-8.53%
% of Salaries to Revenue	50.97%	52.09%		53.10%		56.19%	
% of Benefits to Revenue	18.30%	18.22%		18.55%		19.25%	
Total to Revenue	69.26%	70.32%		71.65%		75.44%	
Days of Operating Cash	332.58	301.61		283.17		242.04	

Southeastern Local Schools
Clark County, Ohio

General Fund Financial History/Projection

5/31/2019

Percent of Fiscal Year Complete

91.67%

	2018-19 Projection	2018-19 FYTD Actual	FYTD %
REVENUE			
General Property (Real Estate)	\$2,579,219.00	\$2,701,739.00	104.75%
Tangible Personal Property	\$231,362.00	\$280,117.00	121.07%
Income Tax	\$1,062,799.00	\$1,123,141.00	105.68%
Unrestricted Grants-in-Aid	\$4,080,398.00	\$3,725,819.00	91.31%
Restricted Grants-in-Aid	\$55,608.00	\$47,815.00	85.99%
Restricted Grants-in-Aid - SFSF	\$0.00	\$0.00	#DIV/0!
Property Tax Allocation	\$380,334.00	\$271,026.00	71.26%
All Other Operating Revenue	\$867,645.00	\$894,034.00	103.04%
TOTAL	\$9,257,365.00	\$9,043,691.00	97.69%
EXPENDITURES			
Salaries & Wages	\$5,551,083.00	\$5,081,841.00	91.55%
Benefits	\$1,933,125.00	\$1,740,543.00	90.04%
Services	\$2,032,147.00	\$1,522,690.00	74.93%
Supplies	\$296,721.00	\$230,412.00	77.65%
Equipment	\$797,093.00	\$380,050.00	47.68%
Debt	\$0.00	\$0.00	#DIV/0!
Other	\$146,976.00	\$163,160.00	111.01%
TOTAL	\$10,757,145.00	\$9,118,696.00	84.77%
SURPLUS/(DEFICIT)	(\$1,499,780.00)	(\$75,005.00)	(\$1,345,005.00)

Southeastern Local Schools
Explanation of Checks Over \$5,000

05/01/2019-05/31/2019

Check #	Vendor Name	Amount	Explanation
97903	Dinsmore & Shohl LLP	\$15,500.00	Bond Counsel Service for Multi-Purpose Building Borrowing
97933	Fifth Third Securities	\$12,000.00	Placement Agency for Multi-Purpose Building Borrowing
97949	Clark County ESC	\$78,735.40	Related Services
97974	R.D. Holder Oil Co., Inc.	\$18,052.38	Diesel Fuel for Buses
97998	Clark County Community Development	\$7,621.82	Permits/Drawing Inspections for Multi-Purpose Building
98003	Kapp Construction Inc	\$37,984.68	1st Draw for Multi-Purpose Building
996955	Payroll	\$238,635.38	May 3rd Payroll
996966	Payroll	\$249,034.66	May 20th Payroll
996972	Foundation	\$135,662.08	County Board, STRS/SERS, Community Schools, Open Enrollment, ect•
996974	EPC-Self Funded Medical Plan	\$78,091.94	Board Portion of Medical Benefits

-- Options Summary --

Output file: CHEKPY.TXT
Print options page? (Y,N) Y
Sort options: C
Sub-total by vendor (Y,N): N
Print missing check numbers. (Y,N): N
Check types to select. (D,I,M,P,R,T,W): D,I,M,P,R,T,W
Print vendor from PO or check. (P,C): C
Date Selection From: 05/01/2019
To: 05/31/2019
Summary or Detail report? (S,D) S
Single or Double space summary report? (S,D) S
Include or Exclude the following vendors?(I,E) I

BAT_CHEKPY executed by SE_BKITCHEN on node MVECA0:: at 4-JUN-2019 08:29:14.21

SOUTHEASTERN LOCAL SCHOOL
 SORT BY CHECK NUMBER
 CHECK DATES BETWEEN 05/01/2019 AND 05/31/2019
 WARRANT, REFUND, MEMO, INVEST, TRANSFER, DISTRIB, PAYROLL CHECKS

CHECK	TYPE	DATE	VENDOR	VENDOR	STATUS/DATE	BANK CODE	CHECK AMOUNT
097855	W	05/07/2019	Johnston Farm	034439	RECONCILED:05/31/2019		688.00
097856	W	05/08/2019	Al Able Pest Doctors	034985	RECONCILED:05/31/2019	(Multi-bank check)	55.00
097857	W	05/08/2019	American Fidelity Administrive Services, LLC	034825	RECONCILED:05/31/2019		50.25
097858	W	05/08/2019	Bakers Locksmithing Services	035024	RECONCILED:05/31/2019		440.00
097859	W	05/08/2019	Brandon Gilbert	880100	RECONCILED:05/31/2019	1	85.00
097860	W	05/08/2019	Data Recognition Corporation BIN#131410	035102	RECONCILED:05/31/2019		223.31
097861	W	05/08/2019	DAYTON POWER AND LIGHT COMPANY	032183	RECONCILED:05/31/2019		26.77
097862	W	05/08/2019	DAYTON RELIABLE AIR FILTER SERVICE, INC	010976	RECONCILED:05/31/2019		1,146.26
097863	W	05/08/2019	De Lage Landen	034335	RECONCILED:05/31/2019		2,162.00
097864	W	05/08/2019	Dean Foods	010970	RECONCILED:05/31/2019	1	607.05
097865	W	05/08/2019	DELANEY PLUMBING	003400	RECONCILED:05/31/2019		415.00
097866	W	05/08/2019	GORDON FOOD SERVICE	014629	RECONCILED:05/31/2019	1	3,086.56
097867	W	05/08/2019	Greg Mize	034891	RECONCILED:05/31/2019	1	60.00
097868	W	05/08/2019	Habitec Security	032464	RECONCILED:05/31/2019		1,195.06
097869	W	05/08/2019	HM Receivables Co. II, LLC	005900	RECONCILED:05/31/2019		767.54
097870	W	05/08/2019	John Conn	035185	RECONCILED:05/31/2019	1	60.00
097871	W	05/08/2019	Keith Hypes	034007	RECONCILED:05/31/2019	1	60.00
097872	W	05/08/2019	LEE'S FAMOUS RECIPE CHICKEN co/Kim Griffith	007559	RECONCILED:05/31/2019		860.26
097873	W	05/08/2019	M-F ATHLETIC CO. 11 AMFLEX DRIVE	008275	RECONCILED:05/31/2019	1	197.45
097874	W	05/08/2019	MAINE'S COLLISION REPAIR	000013	RECONCILED:05/31/2019		375.00
097875	W	05/08/2019	Mike Mavromatis	035043	RECONCILED:05/31/2019	1	60.00
097876	W	05/08/2019	MILLER'S TEXTILE SERVICE	012700	RECONCILED:05/31/2019	1 (Multi-bank check)	90.08
097877	W	05/08/2019	Nickles Bakery of Ohio	035077	RECONCILED:05/31/2019	1	46.07
097878	W	05/08/2019	OHIO FFA ASSOCIATION	010152	RECONCILED:05/31/2019		85.00
097879	W	05/08/2019	PCM-G, Inc.	030141	RECONCILED:05/31/2019		348.72
097880	W	05/08/2019	Randy Bergman	880101	RECONCILED:05/31/2019	1	60.00
097881	W	05/08/2019	SHERWIN WILLIAMS	002183	RECONCILED:05/31/2019		84.56
097882	W	05/08/2019	SHOEMAKER'S GROCERY	011900	RECONCILED:05/31/2019	1	103.43
097883	W	05/08/2019	SHOEMAKER'S HOME CENTER	011950	RECONCILED:05/31/2019		57.02
097884	W	05/08/2019	STARR TROPHY AND AWARDS	002199	RECONCILED:05/31/2019		25.00
097885	W	05/08/2019	Steve Lair	880102	RECONCILED:05/31/2019	1	60.00
097886	W	05/08/2019	THE MASTER TEACHER	007830	RECONCILED:05/31/2019		168.44
097887	W	05/08/2019	Time Warner Cable-SWO Division	035001	RECONCILED:05/31/2019		344.59
097888	W	05/08/2019	W. R. HACKETT INC.,	005223	RECONCILED:05/31/2019	1	875.38
097889	W	05/08/2019	Young-Daniel Abanathay	880099	RECONCILED:05/31/2019	1	120.00
097890	W	05/09/2019	Northridge Bowling Alley	035044	RECONCILED:05/31/2019		552.00
097891	W	05/09/2019	Jeat Enterprises LLC dba Rue Farms	880098	RECONCILED:05/31/2019	1	35.20
097892	W	05/10/2019	3rd Day Technology Eric B Johnson	880008	RECONCILED:05/31/2019		954.00
097893	W	05/10/2019	Al Able Pest Doctors	034985	RECONCILED:05/31/2019	(Multi-bank check)	110.00
097894	W	05/10/2019	AT&T	033049	RECONCILED:05/31/2019		137.41
097895	W	05/10/2019	Brian Cramer	034585	RECONCILED:05/31/2019	1	60.00
097896	W	05/10/2019	Champion City Photography LLC	034326	RECONCILED:05/31/2019		300.00
097897	W	05/10/2019	Charles Smiddy	032681	RECONCILED:05/31/2019	1	60.00
097898	W	05/10/2019	COMMERCIAL EQUIPMENT	031024	RECONCILED:05/31/2019	1	416.50

Date: 06/04/2019
 Time: 8:29 am

SOUTHEASTERN LOCAL SCHOOL
 SORT BY CHECK NUMBER
 CHECK DATES BETWEEN 05/01/2019 AND 05/31/2019
 WARRANT, REFUND, MEMO, INVEST, TRANSFER, DISTRIB, PAYROLL CHECKS

Page: 2
 (CHEKPY)

CHECK	TYPE	DATE	VENDOR	VENDOR	STATUS/DATE	BANK CODE	CHECK AMOUNT
097899	W	05/10/2019	Craig Peterson	033134	RECONCILED:05/31/2019	1	60.00
097900	W	05/10/2019	Dan Phelan	033561	RECONCILED:05/31/2019	1	60.00
097901	W	05/10/2019	DAVE PFISTER	010460		1	60.00
097902	W	05/10/2019	Dayton Business Interiors	880083	RECONCILED:05/31/2019		1,925.74
097903	W	05/10/2019	Dinsmore and Shohl LLP	020557	RECONCILED:05/31/2019		15,500.00
097904	W	05/10/2019	Flagway House	030851	RECONCILED:05/31/2019		247.22
097905	W	05/10/2019	Geer Gas Corporation	010097	RECONCILED:05/31/2019		19.05
097906	W	05/10/2019	GHG Timing LLC	034082	RECONCILED:05/31/2019	1	850.00
097907	W	05/10/2019	H. W. MANN & SONS	007650	RECONCILED:05/31/2019		320.00
097908	W	05/10/2019	Habitec Security	032464	RECONCILED:05/31/2019		265.80
097909	W	05/10/2019	Jim Rayburn	032774	RECONCILED:05/31/2019	1	60.00
097910	W	05/10/2019	JOEL MCCULLA	031457	RECONCILED:05/31/2019	1	60.00
097911	W	05/10/2019	Keith Hypes	034007	RECONCILED:05/31/2019	1	60.00
097912	W	05/10/2019	KINCAIDS	006764	RECONCILED:05/31/2019		14.29
097913	W	05/10/2019	Megan Rains	033514	RECONCILED:05/31/2019		37.03
097914	W	05/10/2019	Mike Mavromatis	035043	RECONCILED:05/31/2019	1	60.00
097915	W	05/10/2019	MILLER'S TEXTILE SERVICE	012700	RECONCILED:05/31/2019		110.03
097916	W	05/10/2019	NATIONAL FFA ORGANIZATION	008762	RECONCILED:05/31/2019		195.50
097917	W	05/10/2019	OIC of Clark County, Inc.	033136	RECONCILED:05/31/2019		395.00
097918	W	05/10/2019	Paul W Schanher III DDS Inc	035177	RECONCILED:05/31/2019	1	150.00
097919	W	05/10/2019	R.D. Holder Oil Co., Inc.	033005	RECONCILED:05/31/2019		470.00
097920	W	05/10/2019	ROBERT DOMER	031197		1	60.00
097921	W	05/10/2019	Robert Shaw	032705	RECONCILED:05/31/2019	1	60.00
097922	W	05/10/2019	SHAWNEE ATHLETIC DEPT. SHAWNEE HIGH SCHOOL	012459	RECONCILED:05/31/2019	1	225.00
097923	W	05/10/2019	SHOEMAKER'S GROCERY	011900	RECONCILED:05/31/2019	1	77.72
097924	W	05/10/2019	SHOEMAKER'S HOME CENTER	011950	RECONCILED:05/31/2019		374.35
097925	W	05/10/2019	STANTON SHEET MUSIC	012750	RECONCILED:05/31/2019		59.14
097926	W	05/10/2019	Steve Lair	880102	RECONCILED:05/31/2019	1	60.00
097927	W	05/10/2019	TotalFunds By Hasler	033712	RECONCILED:05/31/2019		700.00
097928	W	05/10/2019	Treasurer of State Department of Admin Services	034981	RECONCILED:05/31/2019		60.00
097929	W	05/10/2019	Unified Technology Solutions dba Security Cameras of Cbus	880042	RECONCILED:05/31/2019		152.00
097930	W	05/10/2019	WILSON PRINTING AND GRAPHICS	031158	RECONCILED:05/31/2019		325.49
097931	W	05/10/2019	Woodwind & Brasswind, Inc.	034625	RECONCILED:05/31/2019		431.00
097932	W	05/13/2019	Burleson Law Offices, LLC	033353	RECONCILED:05/31/2019		1,486.25
097933	W	05/13/2019	Fifth Third Securities, Inc.	880105	RECONCILED:05/31/2019		12,000.00
097934	W	05/13/2019	Foertmeyer & Sons Greenhouse	880097	RECONCILED:05/31/2019	1	938.00
097935	W	05/16/2019	Ohio Caverns	034446	RECONCILED:05/31/2019		418.00
097936	W	05/16/2019	RCO Limited dba Raising Cane's Restaurants	880103	RECONCILED:05/31/2019		247.23
097937	W	05/20/2019	Polar Bar C/O Tom Florence	032839	RECONCILED:05/31/2019	1	85.00
097938	W	05/20/2019	Carillon Park	034753	RECONCILED:05/31/2019	1	174.00
097939	W	05/21/2019	Al Able Pest Doctors	034985	RECONCILED:05/31/2019		110.00
097940	W	05/21/2019	American Fidelity Administrive Services, LLC	034825	RECONCILED:05/31/2019	(Multi-bank check)	50.25
097941	W	05/21/2019	Andrea Harbage	033880	RECONCILED:05/31/2019		200.00
097942	W	05/21/2019	Ashley Slone	033776		1	43.25
097943	W	05/21/2019	BONNIE LOCKWOOD	007405	RECONCILED:05/31/2019		103.35
097944	W	05/21/2019	Brandon Gilbert	880100		1	60.00

SOUTHEASTERN LOCAL SCHOOL
 SORT BY CHECK NUMBER
 CHECK DATES BETWEEN 05/01/2019 AND 05/31/2019
 WARRANT, REFUND, MEMO, INVEST, TRANSFER, DISTRIB, PAYROLL CHECKS

CHECK	TYPE	DATE	VENDOR	VENDOR	STATUS/DATE	BANK CODE	CHECK AMOUNT
097945	W	05/21/2019	C H Health Services Compnay Mercy Health-Occupational He	002395	RECONCILED:05/31/2019		115.00
097946	W	05/21/2019	CATHY HOLFINGER	030793	RECONCILED:05/31/2019		191.06
097947	W	05/21/2019	Cedarville High School	033547	RECONCILED:05/31/2019	1	150.00
097948	W	05/21/2019	CHILLICOTHE STREET PIZZA	032228	RECONCILED:05/31/2019	1	417.75
097949	W	05/21/2019	CLARK COUNTY EDUCATIONAL SERVICE CENTER	002300	RECONCILED:05/31/2019		78,735.40
097950	W	05/21/2019	Columbus Customer Charges	007000	RECONCILED:05/31/2019		94.89
097951	W	05/21/2019	DARRICK RIGGS	032170	RECONCILED:05/31/2019		187.92
097952	W	05/21/2019	Dean Foods	010970	RECONCILED:05/31/2019	1	555.96
097953	W	05/21/2019	Faith Barclay	035058	RECONCILED:05/31/2019		42.88
097954	W	05/21/2019	GORDON FOOD SERVICE	014629	RECONCILED:05/31/2019	1	2,992.01
097955	W	05/21/2019	GRAND RENTAL STATION	031679	RECONCILED:05/31/2019		1,239.27
097956	W	05/21/2019	Jeffrey Hall	034729	RECONCILED:05/31/2019	1	60.00
097957	W	05/21/2019	Jessica Detty	034642	RECONCILED:05/31/2019	1 (Multi-bank check)	60.23
097958	W	05/21/2019	KAREN WYATT	031564	RECONCILED:05/31/2019	1	11.02
097959	W	05/21/2019	KS StateBank Government Finance Department	035201	RECONCILED:05/31/2019		296.05
097960	W	05/21/2019	LAURA MADDEN	020255	RECONCILED:05/31/2019		98.00
097961	W	05/21/2019	Levin Porter Associates, Inc	035178			1,664.95
097962	W	05/21/2019	LOWE'S COMPANY	007430	RECONCILED:05/31/2019		32.34
097963	W	05/21/2019	MACRAY CO INC.	007480	RECONCILED:05/31/2019		350.00
097964	W	05/21/2019	MECHANICSBURG HI SCHOOL ATHLETIC DEPT.	008142	RECONCILED:05/31/2019	1	150.00
097965	W	05/21/2019	Megacity Fire Protection	034142	RECONCILED:05/31/2019		106.90
097966	W	05/21/2019	Michael Rivera	036469	RECONCILED:05/31/2019	1	190.03
097967	W	05/21/2019	MILLER'S TEXTILE SERVICE	012700	RECONCILED:05/31/2019	1 (Multi-bank check)	224.85
097968	W	05/21/2019	MSC - 410526 Dollar General - Charge Sales	033584	RECONCILED:05/31/2019		39.00
097969	W	05/21/2019	MVECA	008305	RECONCILED:05/31/2019		3,295.20
097970	W	05/21/2019	NATIONAL FFA ORGANIZATION	008762	RECONCILED:05/31/2019		61.00
097971	W	05/21/2019	Nick Banion	034670			87.00
097972	W	05/21/2019	Nickles Bakery of Ohio	035077	RECONCILED:05/31/2019	1	47.94
097973	W	05/21/2019	OAEP Lisa McCullough, Treasurer	032169			25.00
097974	W	05/21/2019	R.D. Holder Oil Co., Inc.	033005	RECONCILED:05/31/2019		18,052.38
097975	W	05/21/2019	Reliable Transmission Service Midwest, Inc.	033404	RECONCILED:05/31/2019		1,102.38
097976	W	05/21/2019	SHOEMAKER'S GROCERY	011900	RECONCILED:05/31/2019		9.52
097977	W	05/21/2019	SHOEMAKER'S HOME CENTER	011950	RECONCILED:05/31/2019		93.82
097978	W	05/21/2019	Squire Patton Boggs LLP	880104	RECONCILED:05/31/2019		2,000.00
097979	W	05/21/2019	STARR TROPHY AND AWARDS	002199		1	275.00
097980	W	05/21/2019	Stoller Fundraising	035047	RECONCILED:05/31/2019	1	1,607.00
097981	W	05/21/2019	THE MASTER TEACHER	007830	RECONCILED:05/31/2019		60.38
097982	W	05/21/2019	TMT Apparel	034631	RECONCILED:05/31/2019	1	817.00
097983	W	05/21/2019	TREASURER OF STATE OF OHIO OHIO DEPT OF COMMERCE	013053	RECONCILED:05/31/2019		266.25
097984	W	05/21/2019	Turf Nerd Lawn Care	035111	RECONCILED:05/31/2019	1 (Multi-bank check)	718.00
097985	W	05/21/2019	VECTREN ENERGY DELIVERY	003350	RECONCILED:05/31/2019		272.72
097986	W	05/21/2019	W. R. HACKETT INC.,	005223	RECONCILED:05/31/2019	1	1,046.33
097987	W	05/21/2019	Walsworth Publishing Company	030081	RECONCILED:05/31/2019		1,235.50
097988	W	05/21/2019	Clark County Community	033788	RECONCILED:05/31/2019		7,621.82

Date: 06/04/2019
 Time: 8:29 am

SOUTHEASTERN LOCAL SCHOOL
 SORT BY CHECK NUMBER
 CHECK DATES BETWEEN 05/01/2019 AND 05/31/2019
 WARRANT, REFUND, MEMO, INVEST, TRANSFER, DISTRIB, PAYROLL CHECKS

Page: 4
 (CHEKPY)

CHECK	TYPE	DATE	VENDOR	VENDOR	STATUS/DATE	BANK CODE	CHECK AMOUNT
097989	W	05/22/2019	Development	000067	RECONCILED:05/31/2019	1	440.00
097990	W	05/24/2019	COLUMBUS ZOO	880113			4,459.82
097991	W	05/31/2019	BB&T Governmental Finance Payment Processing			(Multi-bank check)	55.00
097992	W	05/31/2019	Al Able Pest Doctors	034985			60.00
097993	W	05/31/2019	ANGI Kaverman	003211			140.94
097994	W	05/31/2019	Benjamin Kitchen	880005			58.75
097995	W	05/31/2019	CHILLICOTHE STREET PIZZA	032228		1	4,694.39
097996	W	05/31/2019	CLARK COUNTY EDUCATIONAL SERVICE CENTER	002300			590.50
097997	W	05/31/2019	COMMERCIAL EQUIPMENT	031024		1	26.10
097998	W	05/31/2019	DAVID MORROW	008609			3,847.69
097999	W	05/31/2019	DAYTON POWER AND LIGHT COMPANY	032183			446.88
098000	W	05/31/2019	Dean Foods	010970		1	1,372.02
098001	W	05/31/2019	GORDON FOOD SERVICE	014629		1	945.00
098002	W	05/31/2019	Great Lakes Biomedical LTD	034176			200.00
098003	W	05/31/2019	Jaye Lin Call	880106			37,984.68
098004	W	05/31/2019	Kapp Construction Inc.	880109			1,500.00
098005	W	05/31/2019	Lauren Innovations NaviGate Prepared	010179		(Multi-bank check)	300.00
098006	W	05/31/2019	MECHANICSBURG HI SCHOOL ATHLETIC DEPT.	008142			56.26
098007	W	05/31/2019	MILLER'S TEXTILE SERVICE	012700			24.67
098008	W	05/31/2019	Nickles Bakery of Ohio	035077		1	50.00
098009	W	05/31/2019	OAEP	032169			412.00
098010	W	05/31/2019	Lisa McCullough, Treasurer OHIO FFA ASSOCIATION	010152			250.00
098011	W	05/31/2019	Ohio FFA Camp Muskingum	033247			30.00
098012	W	05/31/2019	OHSAA	034708			100.06
098013	W	05/31/2019	Attn: WR WGT MGT Sarah Cline	034697			100.00
098014	W	05/31/2019	STARR TROPHY AND AWARDS	002199			307.98
098015	W	05/31/2019	TIM BELL	030825			532.99
098016	W	05/31/2019	W. R. HACKETT INC., Yellow Jackets Sports Camps	005223		1	2,680.00
996955	C	05/03/2019	Cedarville University			(Multi-bank check)	238,635.38
996966	C	05/20/2019	PAYROLL	900005		(Multi-bank check)	249,034.66
996967	M	05/29/2019	PAYROLL	900005			1,409.92
996968	M	05/29/2019	EPC-Self-Funded Medical Plan	900052		1	214.70
996969	M	05/29/2019	EPC Dental/Vision Benefit Plan Dental Plan	900053			3.32
996970	M	05/31/2019	STATE DEPT OF TAXATION	900051			4,346.92
996971	M	05/31/2019	RETIREMENT STRS	900001			625.00
996972	M	05/31/2019	RETIREMENT SERS	900002			135,662.08
996973	M	05/31/2019	FOUNDATION	900014		(Multi-bank check)	6,516.91
996974	M	05/31/2019	PAYROLL	900005		(Multi-bank check)	78,091.94
996975	M	05/31/2019	EPC-Self-Funded Medical Plan	900052		(Multi-bank check)	4,371.20
996976	M	05/31/2019	EPC Dental/Vision Benefit Plan Dental Plan	900053		(Multi-bank check)	1,347.32
996977	M	05/31/2019	EPC-Dental/Vision Benefit Plan Vision Plan	900054		(Multi-bank check)	409.36
996977	M	05/31/2019	Sun Life Assurance	900055		(Multi-bank check)	

Date: 06/04/2019
Time: 8:29 am

SOUTHEASTERN LOCAL SCHOOL
SORT BY CHECK NUMBER
CHECK DATES BETWEEN 05/01/2019 AND 05/31/2019
WARRANT, REFUND, MEMO, INVEST, TRANSFER, DISTRIB, PAYROLL CHECKS

Page: 5
(CHEKPY)

CHECK	TYPE	DATE	VENDOR	VENDOR	STATUS/DATE	BANK CODE	CHECK AMOUNT
996978	M	05/31/2019	Company of Canada				
			SECURITY NATIONAL BANK	900042			515.23
996980	M	05/31/2019	SECURITY NATIONAL BANK	900042			100.00
V VOIDED CHECKS			0	CHECK TOTALS		0.00	
R RECONCILED CHECKS			125	CHECK TOTALS		181,853.15	
W WARRANT CHECKS			162	CHECK TOTALS		245,499.08	
M MEMO CHECKS			13	CHECK TOTALS		233,613.90	
B REFUND CHECKS			0	CHECK TOTALS		0.00	
I INVESTMENT CHECKS			0	CHECK TOTALS		0.00	
T TRANSFER CHECKS			0	CHECK TOTALS		0.00	
D DISTRIBUTION CHECKS			0	CHECK TOTALS		0.00	
C PAYROLL CHECKS			2	CHECK TOTALS		487,670.04	
MISSING CHECKS			0				
** TOTAL CHECKS (LESS VOIDED)			177	** TOTAL NET		966,783.02	
*** TOTAL CHECKS WRITTEN			177	*** GRAND TOTALS		966,783.02	

-- Options Summary --

Output file: SM2M.TXT
Print options page? (Y,N) Y
Fiscal Year: 2019
Beginning Month: 5
Ending Month: 5

BAT_SM2M executed by SE_BKITCHEN on node MVECA0:: at 5-JUN-2019 13:36:46.84

DATE: 06/05/2019
 TIME: 13:36:46

FORM SM-2
 OHIO DEPARTMENT OF EDUCATION - OFFICE OF SCHOOL MANAGEMENT ASSISTANCE
 ANNUAL SPENDING PLAN (CURRENT OPERATION - GENERAL FUND ONLY - O.R.C. 5705.391)

PAGE: 1

SCHOOL DISTRICT: SOUTHEASTERN LOCAL SCHOOL IRN # 046276 COUNTY: CLARK FISCAL YEAR: 2019 MONTH: 05

	MONTHLY ESTIMATE	MONTHLY ACTUAL	MONTHLY DIFFERENCE	FISCAL YTD ESTIMATE	FISCAL YTD ACTUAL	FISCAL YTD DIFFERENCE
REVENUES						
01.010 General Property (Real Estate)	0	0	0	0	2,701,739	2,701,739
01.020 Tangible Personal Property Tax	0	0	0	0	280,117	280,117
01.030 Income Tax	0	0	0	0	1,123,141	1,123,141
01.035 Unrestricted Grants-in-Aid	0	325,257	325,257	0	3,725,819	3,725,819
01.040 Restricted Grants-in-Aid	0	3,212	3,212	0	47,815	47,815
01.045 Restricted Grants-in-Aid - SFSF	0	0	0	0	0	0
01.050 Property Tax Allocation	0	8,724	8,724	0	271,026	271,026
01.060 All Other Operating Revenue	0	1,200,093-	1,200,093-	0	894,034	894,034
01.070 Total Revenue	0	862,900-	862,900-	0	9,043,691	9,043,691
OTHER FINANCING SOURCES						
02.010 Proceeds from Sale of Notes	0	0	0	0	0	0
02.020 State Emergency Loans & Advancements (Approved)	0	0	0	0	0	0
02.040 Operating Transfers-In	0	0	0	0	0	0
02.050 Advances-In	0	0	0	0	399,536	399,536
02.060 All Other Financing Sources	0	4,815	4,815	0	31,130	31,130
02.070 Total Other Financing Sources	0	4,815	4,815	0	430,666	430,666
02.080 Total Revenues and Other Financing Sources	0	858,085-	858,085-	0	9,474,357	9,474,357
EXPENDITURES						
03.010 Personal Services	0	462,669	462,669	0	5,081,841	5,081,841
03.020 Employees' Retirement/Insurance Benefits	0	150,953	150,953	0	1,740,543	1,740,543
03.030 Purchased Services	0	161,577	161,577	0	1,522,690	1,522,690
03.040 Supplies and Materials	0	23,424	23,424	0	230,412	230,412
03.050 Capital Outlay	0	31,466	31,466	0	380,050	380,050
03.060 Intergovernmental	0	0	0	0	0	0
04.010 Debt Service: All Principal (Historical)	0	0	0	0	0	0
04.020 Debt Service: Principal - Notes	0	0	0	0	0	0
04.030 Debt Service: Principal - State Loans	0	0	0	0	0	0
04.040 Debt Service: Principal - State Advancements	0	0	0	0	0	0
04.050 Debt Service: Principal - HB 264 Loans	0	0	0	0	0	0
04.055 Debt Service: Principal - Other	0	0	0	0	0	0
04.060 Debt Service: Interest and Fiscal Charges	0	0	0	0	0	0
04.300 Other Objects	0	6,784	6,784	0	163,160	163,160
04.500 Total Expenditures	0	836,873	836,873	0	9,118,696	9,118,696
OTHER FINANCING USES						
05.010 Operating Transfers - Out	0	0	0	0	0	0
05.020 Advances - Out	0	0	0	0	0	0
05.030 All Other Financing Uses	0	0	0	0	12,722	12,722
05.040 Total Other Financing Uses	0	0	0	0	12,722	12,722
05.050 Total Expenditure and Other Financing Uses	0	836,873	836,873	0	9,131,418	9,131,418
06.010 Excess Rev & Oth Financing Sources over(under) Exp &	0	1,694,958-	1,694,958-	0	342,939	342,939
07.010 Beginning Cash Balance	0	8,830,650	8,830,650	0	6,792,753	6,792,753
07.020 Ending Cash Balance	0	7,135,692	7,135,692	0	7,135,692	7,135,692
08.010 Outstanding Encumbrances	0	560,081	560,081	0	560,081	560,081

-- Options Summary --

Summary or Detail Report? (S,D) D
Output file: FINSUMM.TXT
Type: CSV
Print options page? (Y,N) Y
Generate FINDET report for comparison? (Y,N) Y
Sort options: FS
Include future encumbrance amounts? (Y,N) N
Include accounts with zero amounts? (Y,N) N
Include accounts which are no longer active? (Y,N,I) N

BAT_FINSUM executed by SE_BKITCHEN on node MVECA0:: at 5-JUN-2019 14:23:52.57

Date: 06/05/2019
 Time: 2:23 pm

SOUTHEASTERN LOCAL SCHOOL
 Financial Report by Fund/SCC

Page: 1
 (FINSUM)

Fund #	Fund Description	FYTD Receipts	MTD Expenditures	FYTD Expenditures	Current Fund Balance	Current Encumbrances	Unencumbered Fund Balance	Bank Code
001 0000	CASH CONTROL - GENERAL FUND							
	6,690,892.41	0.00	9,470,669.75	0.00	9,128,916.19	7,032,645.97	560,081.22	6,472,564.75
001 9018	Chromebook							
	976.64-	0.00	3,687.00	0.00	2,500.00	210.36	0.00	210.36
001 9412	GENERAL SET ASIDE (5%)							
	102,837.52	0.00	0.00	0.00	0.00	102,837.52	0.00	102,837.52
003 0000	GENERAL INTEREST							
	1,248,379.88	0.00	1,404,521.77	0.00	8,229.00	2,644,672.65	0.00	2,644,672.65
003 9001	PERMANENT IMPROVEMENT VOTED							
	1,165,682.77-	0.00	373,564.42	0.00	231,083.20	1,023,201.55-	1,606,369.05	2,629,570.60-
003 9003	AUDITORIUM RENOVATION							
	848.38	0.00	0.00	0.00	0.00	848.38	0.00	848.38
003 9019	Multi-Purpose							
	0.00	0.00	0.00	0.00	37,984.68	37,984.68-	1,548,565.32	1,586,550.00-
006 0000	LUNCHROOM CASH CONTROL							
	0.00	0.00	205,254.80	0.00	580,838.23	375,583.43-	58,565.02	434,148.45- 1
018 9081	PRINCIPAL'S SUPPORT - MIAMI VIEW							
	1,582.92	0.00	65.00	0.00	856.03	791.89	781.97	9.92 1
018 9082	PRINCIPAL'S SUPPORT - HIGH SCHOOL							
	0.00	0.00	1,253.40	0.00	17,924.41	16,671.01-	1,270.96	17,941.97- 1
018 9281	MIDDLE SCHOOL PRINCIPAL'S SUPPORT							
	3,317.47	0.00	2,740.09	0.00	4,072.33	1,985.23	974.44	1,010.79
019 9091	MIAMI VIEW WORKROOM/LOUNGE							
	491.25	0.00	349.26	0.00	112.66	727.85	34.93	692.92 1
019 9092	TEACHER'S LOUNGE - HIGH SCHOOL							
	401.99	0.00	297.05	0.00	123.19	575.85	102.99	472.86
022 9012	Wellness Incentive							
	8,970.85	0.00	0.00	0.00	0.00	8,970.85	0.00	8,970.85
022 9013	Julia Salyers Memorial Fund							
	377.00	0.00	25.00	0.00	0.00	402.00	0.00	402.00
022 9014	Jerry South Memorial Fund							
	397.84	0.00	0.00	0.00	0.00	397.84	0.00	397.84

*** NOTE!! ONLY ACTIVE ACCOUNTS HAVE BEEN SELECTED, TOTALS MAY EXCLUDE AMOUNTS THAT ARE RELATED TO INACTIVE ACCOUNTS.

Date: 06/05/2019
 Time: 2:23 pm

SOUTHEASTERN LOCAL SCHOOL
 Financial Report by Fund/SCC

Page: 2
 (FINSUM)

Fund #	Fund Description	FYTD Receipts	MTD Expenditures	FYTD Expenditures	Current Fund Balance	Current Encumbrances	Unencumbered Fund Balance	Bank Code
022 9081	PRINCIPAL'S FUND/STAFF RECOGNITION	3,844.70-	0.00	0.00	3,786.74-	783.75	4,570.49-	
022 9082	PRINCIPAL'S FUND/STAFF RECOGNITION	573.35	0.00	1,365.51	601.29-	80.73	682.02-	
022 9208	2008 Section 125	26.17	0.00	0.00	26.17	0.00	26.17	
022 9281	PRINCIPAL'S FUND/STAFF RECOGNITION	0.00	0.00	8,191.66	8,191.66-	793.65	8,985.31-	
027 0000	BWC Distribution Account	67,608.76	0.00	18,457.00	69,263.37	12,648.00	56,615.37	
200 9000	Washington DC Trip	3,346.34	0.00	22,764.00	2,772.34	0.00	2,772.34	
200 9009	Class of 2009	0.00	0.00	0.00	0.00	433.95	433.95-	
200 9013	Class of 2013	816.46	0.00	0.00	816.46	0.00	816.46	
200 9014	Class of 2014	250.00	0.00	0.00	250.00	0.00	250.00	
200 9015	Class of 2015	187.01	0.00	0.00	187.01	0.00	187.01	
200 9016	Class of 2016	381.97	0.00	0.00	381.97	0.00	381.97	
200 9017	Class of 2017	181.27-	0.00	0.00	181.27-	75.00	256.27-	
200 9018	Class of 2018	1,679.47-	0.00	0.00	1,679.47-	0.00	1,679.47-	
200 9019	Class of 2019	150.85-	0.00	412.19	54.96	78.50	23.54-	
200 9020	Class of 2020	571.87	0.00	3,469.31	881.06	305.67	575.39	
200 9021	Class of 2021	115.00	0.00	0.00	149.00	0.00	149.00	

*** NOTE!! ONLY ACTIVE ACCOUNTS HAVE BEEN SELECTED, TOTALS MAY EXCLUDE AMOUNTS THAT ARE RELATED TO INACTIVE ACCOUNTS.

Date: 06/05/2019
 Time: 2:23 pm

SOUTHEASTERN LOCAL SCHOOL
 Financial Report by Fund/SCC

Page: 3
 (FINSUM)

Fund #	Fund Description	FYTD Receipts	MTD Expenditures	FYTD Expenditures	Current Fund Balance	Current Encumbrances	Unencumbered Fund Balance	Bank Code
200 9022	Class of 2022	65.00	0.00	0.00	65.00	0.00	65.00	
	0.00	0.00						
200 9201	FUTURE FARMERS OF AMERICA	19,765.00	0.00	17,801.61	5,556.40	7,919.51	2,363.11-	
	3,593.01	0.00						
200 9202	FAMILIES CAREERS & COMMUNITY LEADERS OF AMERI	8,328.95	0.00	6,693.75	4,233.42	1,227.94	3,005.48	1
	2,598.22	0.00						
200 9203	FUTURE EDUCATORS OF AMERICA	0.00	0.00	0.00	119.74	0.00	119.74	
	119.74	0.00						
200 9205	NATIONAL HONOR SOCIETY	170.00	0.00	385.00	140.44	385.00	244.56-	1
	355.44	0.00						
200 9206	STUDENT COUNCIL - HI SCHOOL	3,642.03	0.00	456.50	456.50-	0.00	456.50-	
	3,642.03-	0.00						
200 9207	ACHIEVEMENT THRU TEAMWORK	0.00	0.00	0.00	668.01	0.00	668.01	
	668.01	0.00						
200 9208	Spanish Club	0.00	0.00	145.49	183.53	1.13	182.40	
	329.02	0.00						
200 9209	E3 (Encourage, Empower, Educate) Committee	2,500.00	0.00	1,733.37	3,277.83	0.00	3,277.83	
	2,511.20	0.00						
200 9210	SPIRIT CLUB	3,812.75	0.00	5,332.03	2,647.54	1,043.60	1,603.94	
	4,166.82	0.00						
200 9215	LAND LAB	0.00	0.00	0.00	264.28	0.00	264.28	
	264.28	0.00						
200 9216	MIAMI VIEW MIDDLE SCHOOL STUDENT COUNCIL	1,608.92	0.00	1,147.75	4,631.78	0.00	4,631.78	1
	4,170.61	0.00						
200 9217	Jr. High Student Council	1,080.00	0.00	1,384.94	4,838.30	0.00	4,838.30	
	5,143.24	0.00						
200 9222	S.A.D.D. CASH	0.00	0.00	0.00	206.74	0.00	206.74	
	206.74	0.00						
200 9225	H20 HELP TO OTHERS	0.00	0.00	0.00	1,096.82	0.00	1,096.82	
	1,096.82	0.00						
200 9226	Art Club	200.00	0.00	94.89	1,973.69	375.00	1,598.69	
	1,868.58	0.00						

*** NOTE!! ONLY ACTIVE ACCOUNTS HAVE BEEN SELECTED, TOTALS MAY EXCLUDE AMOUNTS THAT ARE RELATED TO INACTIVE ACCOUNTS.

Date: 06/05/2019
 Time: 2:23 pm

SOUTHEASTERN LOCAL SCHOOL
 Financial Report by Fund/SCC

Page: 4
 (FINSUM)

Fund #	Fund Description	FYTD Receipts	MTD Expenditures	FYTD Expenditures	Current Fund Balance	Current Encumbrances	Unencumbered Fund Balance	Bank Code
300 9302	BAND 9,707.48	0.00	0.00	1,494.16	8,213.32	0.00	8,213.32	
300 9303	CHEERLEADERS - HI SCHOOL 419.53-	0.00	0.00	11,047.47	3,445.00-	0.00	3,445.00-	
300 9304	CHOIR - HI SCHOOL 755.43	0.00	0.00	0.00	755.43	0.00	755.43	
300 9305	DRAMA - HI SCHOOL 10,292.93	0.00	0.00	3,164.86	12,404.77	2,624.39	9,780.38	
300 9306	Bowling Club 5,265.15-	0.00	0.00	1,664.00	6,379.15-	637.00	7,016.15-	
300 9308	TROJAN TIMES 1.66	0.00	0.00	0.00	1.66	0.00	1.66	
300 9309	YEARBOOK 4,970.05-	0.00	0.00	2,476.75	5,766.80-	0.00	5,766.80-	
300 9312	Wrestling Club 8,406.34-	0.00	0.00	1,700.86	9,779.20-	3,135.30	12,914.50-	
300 9313	CHEERLEADERS - MIAMI VIEW 1,580.78	0.00	0.00	7,140.90	3,122.24-	0.00	3,122.24-	
300 9320	ATHLETICS - HI SCHOOL 873.97	0.00	0.00	58,236.68	4,714.82	5,555.54	840.72-	1
300 9330	ATHLETICS MIAMI VIEW 1,041.48	0.00	0.00	10,219.87	2,150.39-	416.98	2,567.37-	1
416 9798	LOCAL PROFESSIONAL DEVELOPMENT BLOCK GRANT 0.00	0.00	0.00	838.00	838.00-	0.00	838.00-	
432 9408	2008 EMIS 0.00	0.00	0.00	378.00	378.00-	0.00	378.00-	
450 9407	SCHOOLNET 0.01	0.00	0.00	0.00	0.01	0.00	0.01	
451 9018	Public Schools Connectivity 0.00	0.00	0.00	2,811.47	2,811.47-	0.00	2,811.47-	
451 9019	ITO 0.00	0.00	0.00	2,811.47	2,588.53	0.00	2,588.53	

*** NOTE!! ONLY ACTIVE ACCOUNTS HAVE BEEN SELECTED, TOTALS MAY EXCLUDE AMOUNTS THAT ARE RELATED TO INACTIVE ACCOUNTS.

Date: 06/05/2019
 Time: 2:23 pm

SOUTHEASTERN LOCAL SCHOOL
 Financial Report by Fund/SCC

Fund #	Fund Description	FYTD Receipts	MTD Expenditures	FYTD Expenditures	Current Fund Balance	Current Encumbrances	Unencumbered Fund Balance	Bank Code
459 9903	OHIO READS GRANT 300.00	0.00	0.00	0.00	300.00	0.00	300.00	
459 9905	OHIO READS 2,000.00	0.00	0.00	0.00	2,000.00	0.00	2,000.00	
460 9200	SUMMER INTERVENTION 0.00	0.00	0.00	308.00	308.00-	0.00	308.00-	
461 9019	5th Qrt Grant 0.00	1,833.61	0.00	1,956.91	123.30-	0.00	123.30-	
499 9014	Early Literacy Grant 7,805.06	0.00	0.00	0.00	7,805.06	0.00	7,805.06	
499 9019	SCHOOL SAFETY 0.00	4,084.95	0.00	0.00	4,084.95	0.00	4,084.95	
499 9107	Project Lead the Way 0.45	0.00	0.00	0.00	0.45	0.00	0.45	
499 9118	Strategies "Secondary Transition" 459.00	0.00	0.00	459.00	0.00	0.00	0.00	
499 9900	BUILDING INCENTIVE 128.59	0.00	0.00	0.00	128.59	0.00	128.59	
516 9602	TITLE IV-B 2002 0.56	0.00	0.00	0.00	0.56	0.00	0.56	
516 9618	IDEA PART B 0.00	13,005.98	0.00	13,005.98	0.00	0.00	0.00	
516 9619	IDEA 0.00	95,006.32	0.00	120,688.48	25,682.16-	0.00	25,682.16-	
572 9218	TITLE I 3,034.60	0.00	0.00	25,354.66	636.09-	0.00	636.09-	
572 9219	Title I 0.00	94,071.26	0.00	118,975.60	24,904.34-	0.00	24,904.34-	
573 9302	TITLE VI-INNOVATIVE 1.00	0.00	0.00	0.00	1.00	0.00	1.00	
599 9018	Title IV-A Student Support & Academic Enrichm 19.08	0.00	0.00	0.00	19.08	0.00	19.08	

*** NOTE!! ONLY ACTIVE ACCOUNTS HAVE BEEN SELECTED, TOTALS MAY EXCLUDE AMOUNTS THAT ARE RELATED TO INACTIVE ACCOUNTS.

Date: 06/05/2019
Time: 2:23 pm

SOUTHEASTERN LOCAL SCHOOL
Financial Report by Fund/SCC

Page: 6
(FINSUM)

Fund #	Fund Description	FYTD	MTD	FYTD	Current	Current	Unencumbered	Bank
Begin Balance	MTD Receipts	Receipts	Expenditures	Expenditures	Fund Balance	Encumbrances	Fund Balance	Code
GRAND TOTALS:								
7,002,249.45	0.00	11,873,067.33	0.00	10,487,208.04	8,388,108.74	3,815,266.54	4,572,842.20	

*** NOTE!! ONLY ACTIVE ACCOUNTS HAVE BEEN SELECTED, TOTALS MAY EXCLUDE AMOUNTS THAT ARE RELATED TO INACTIVE ACCOUNTS.