

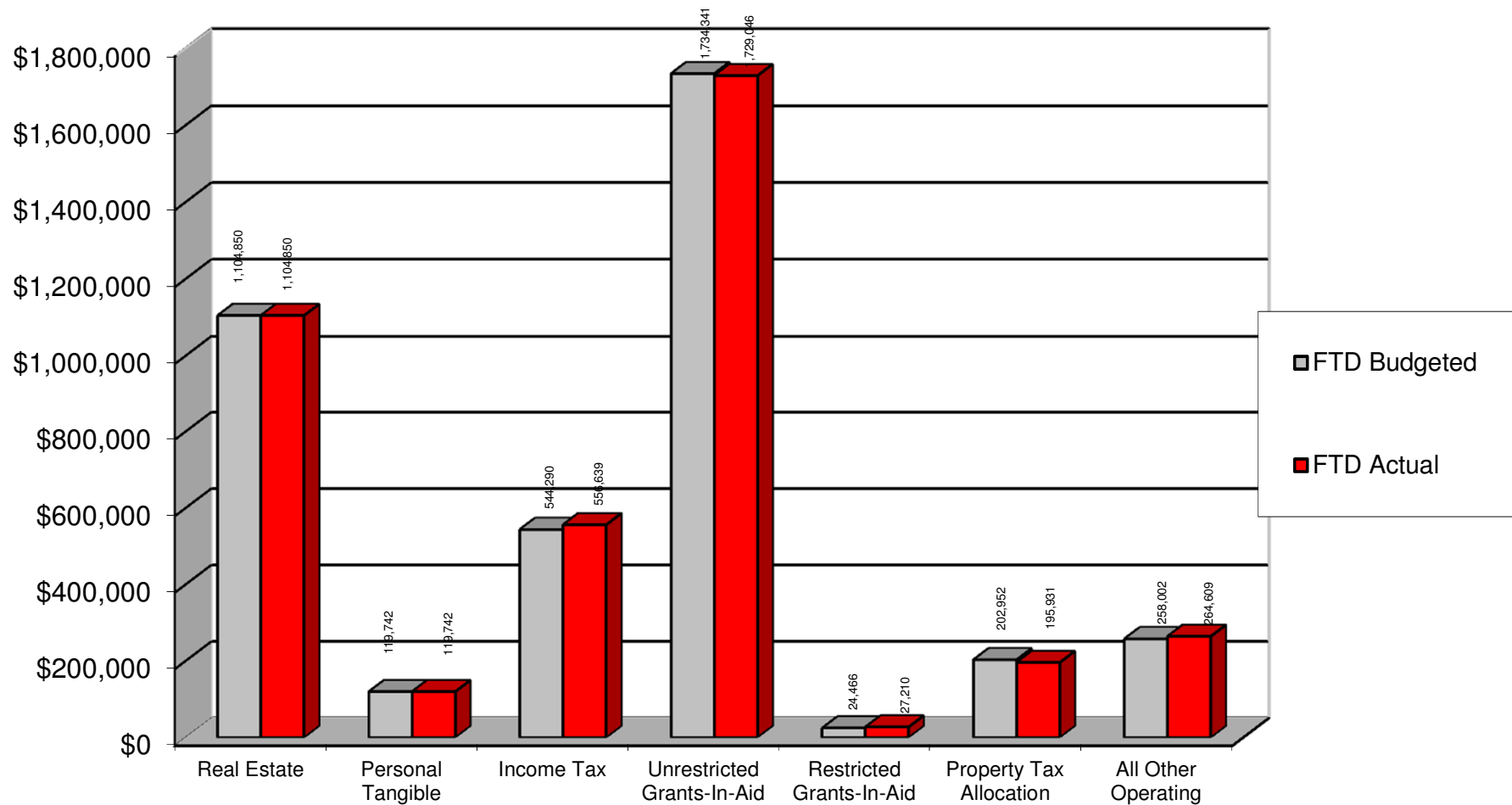
SOUTHEASTERN LOCAL SCHOOL DISTRICT

FINANCIAL REPORT

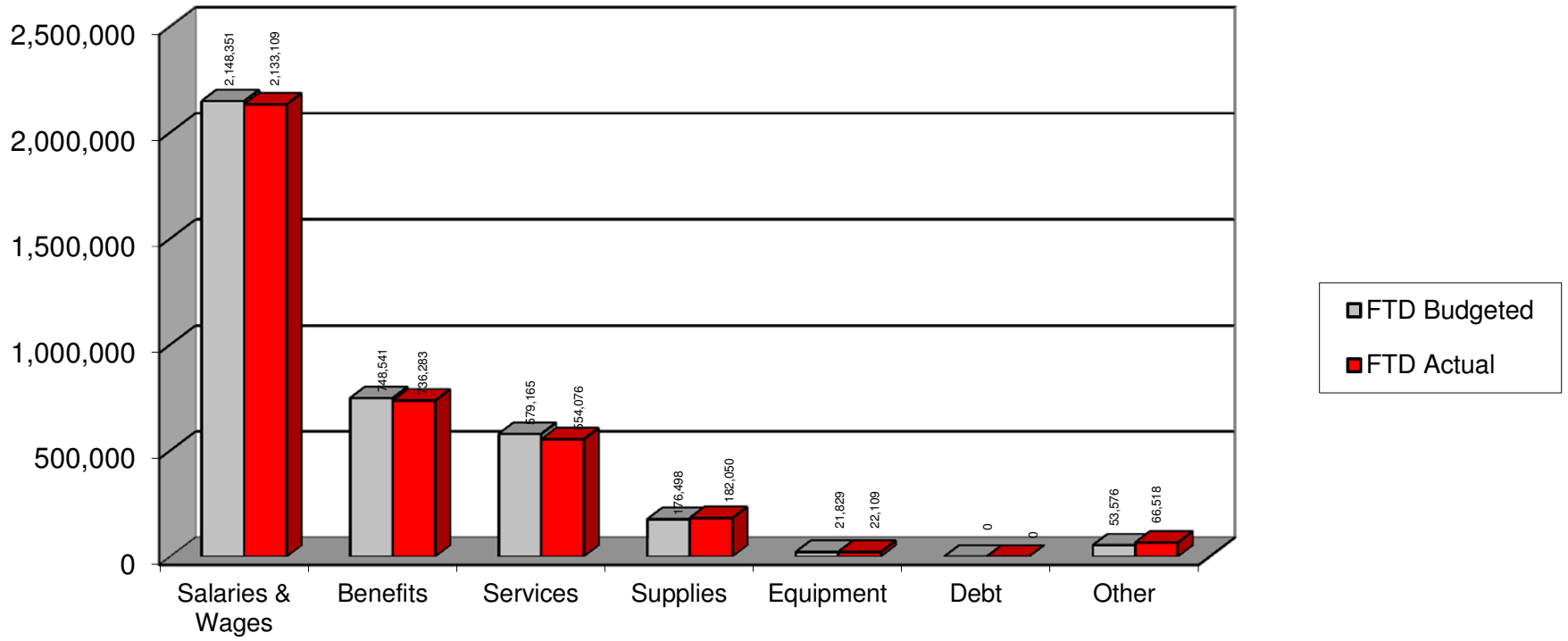
11/30/2017



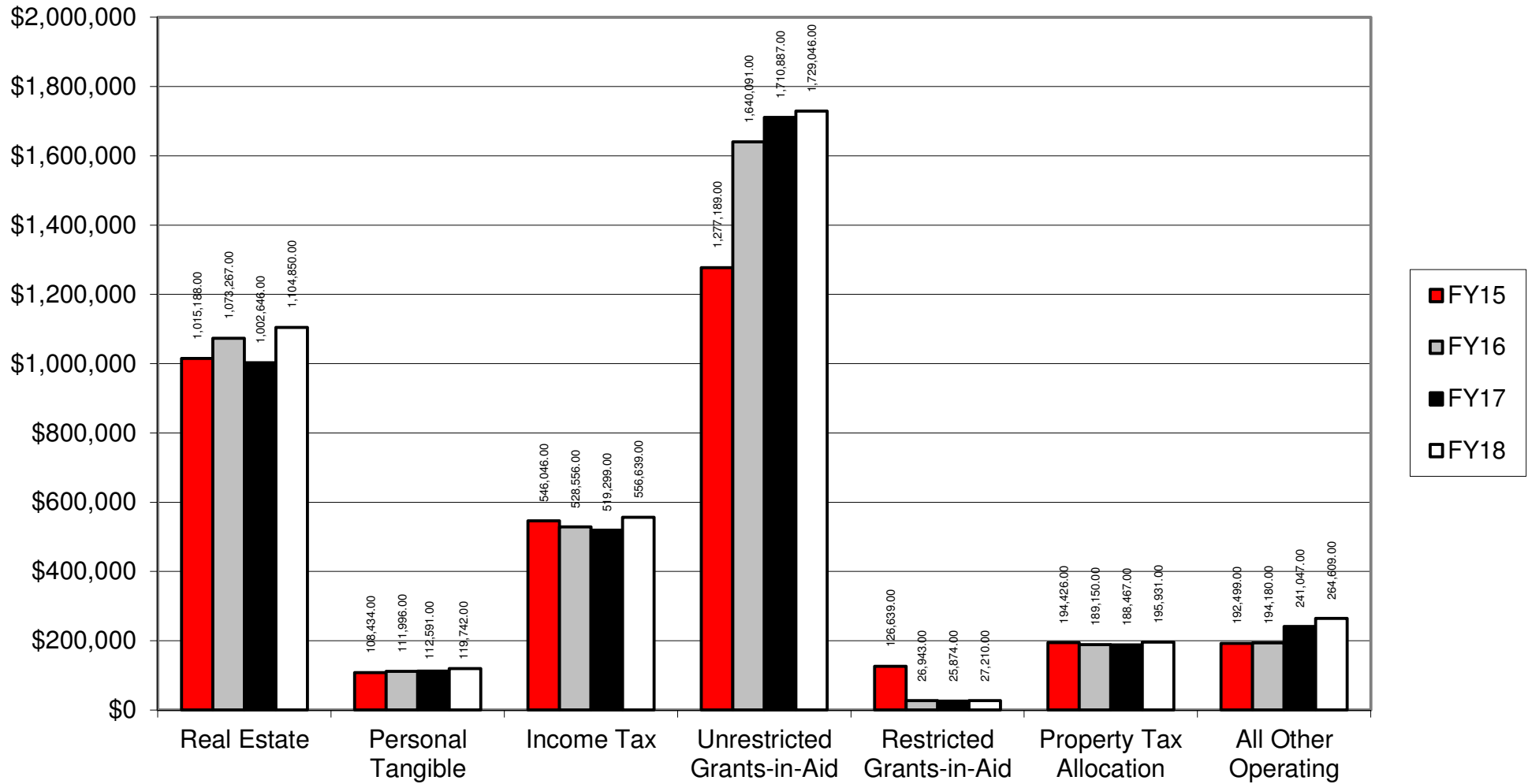
FTD BUDGETED vs. FTD ACTUAL



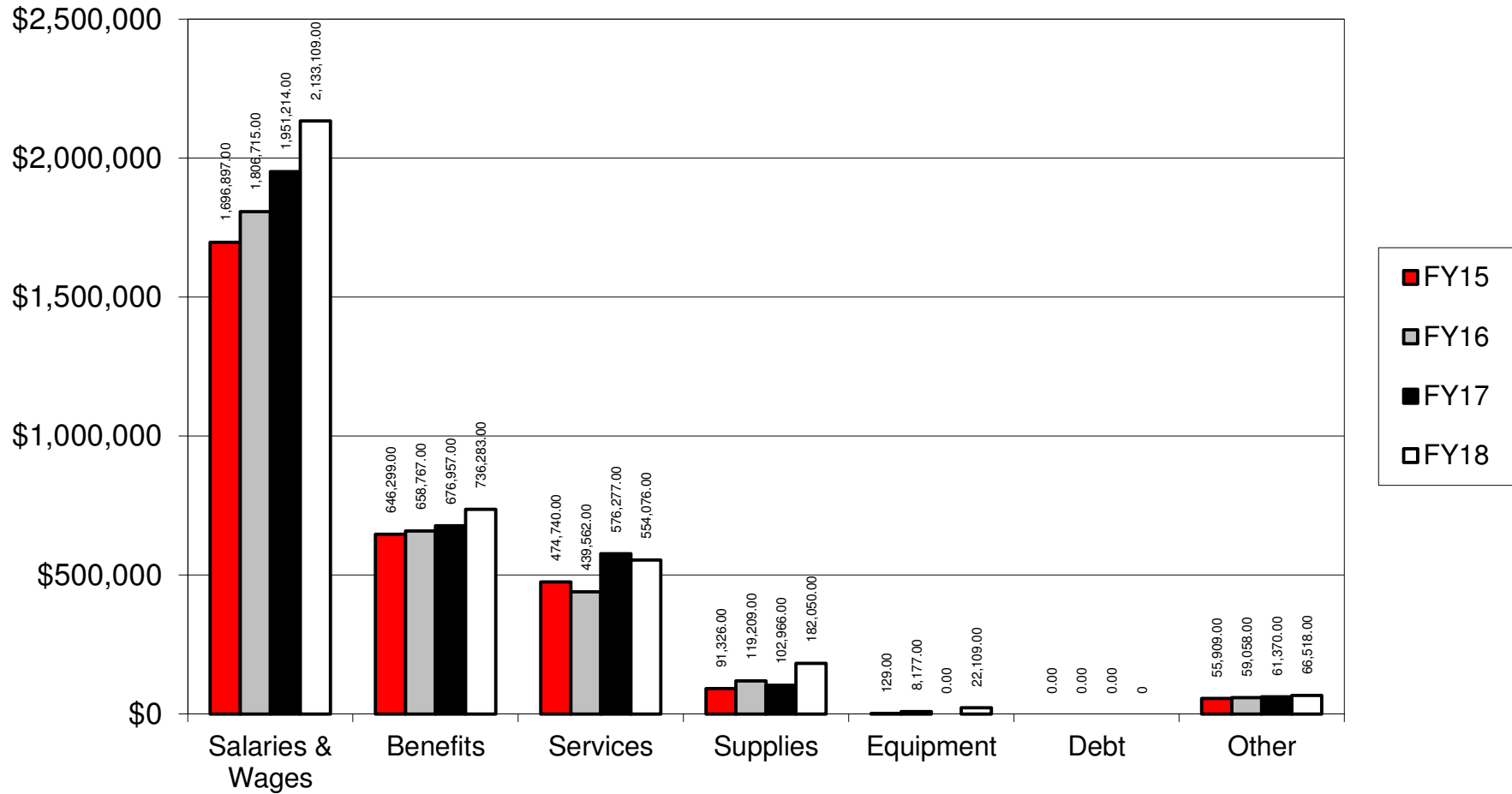
FTD BUDGETED vs. FTD ACTUAL



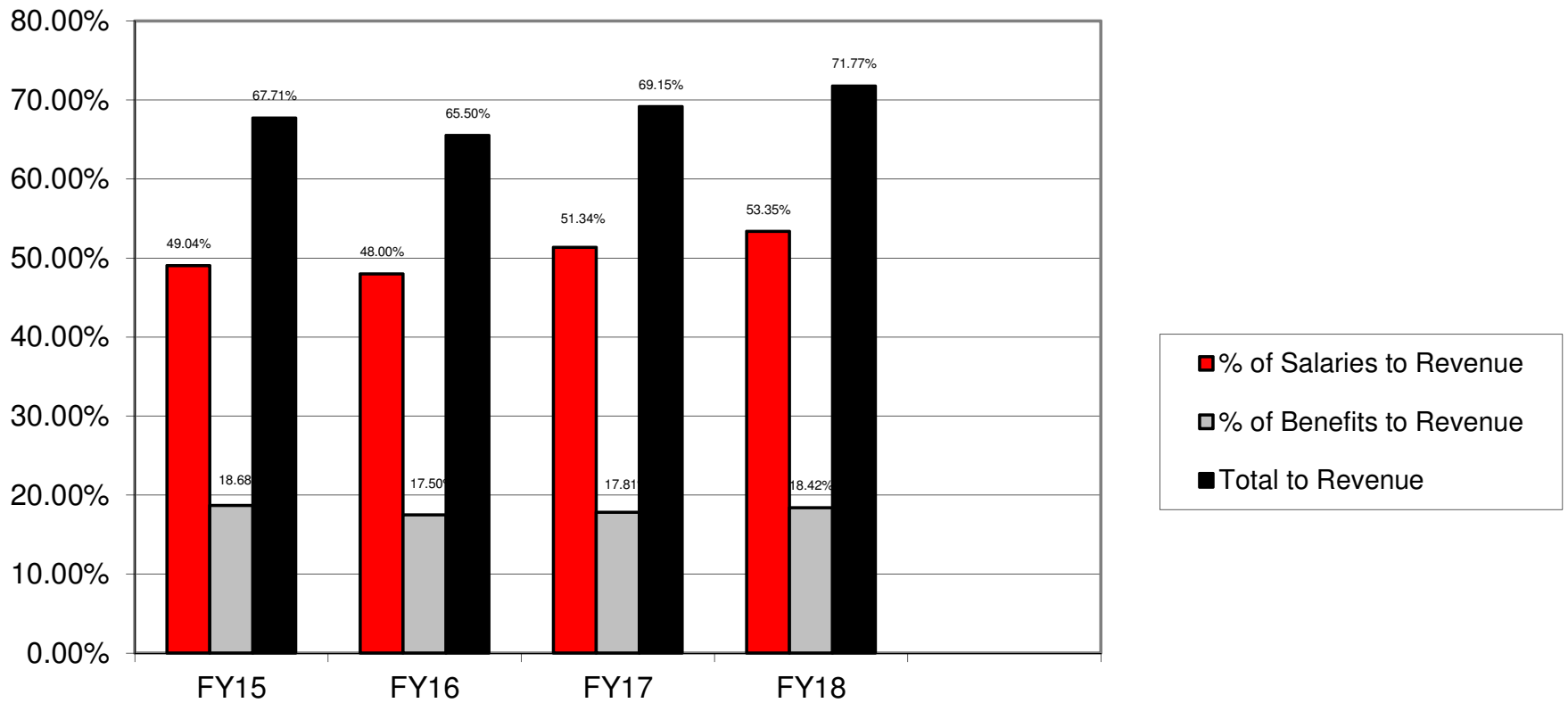
HISTORICAL REVENUE



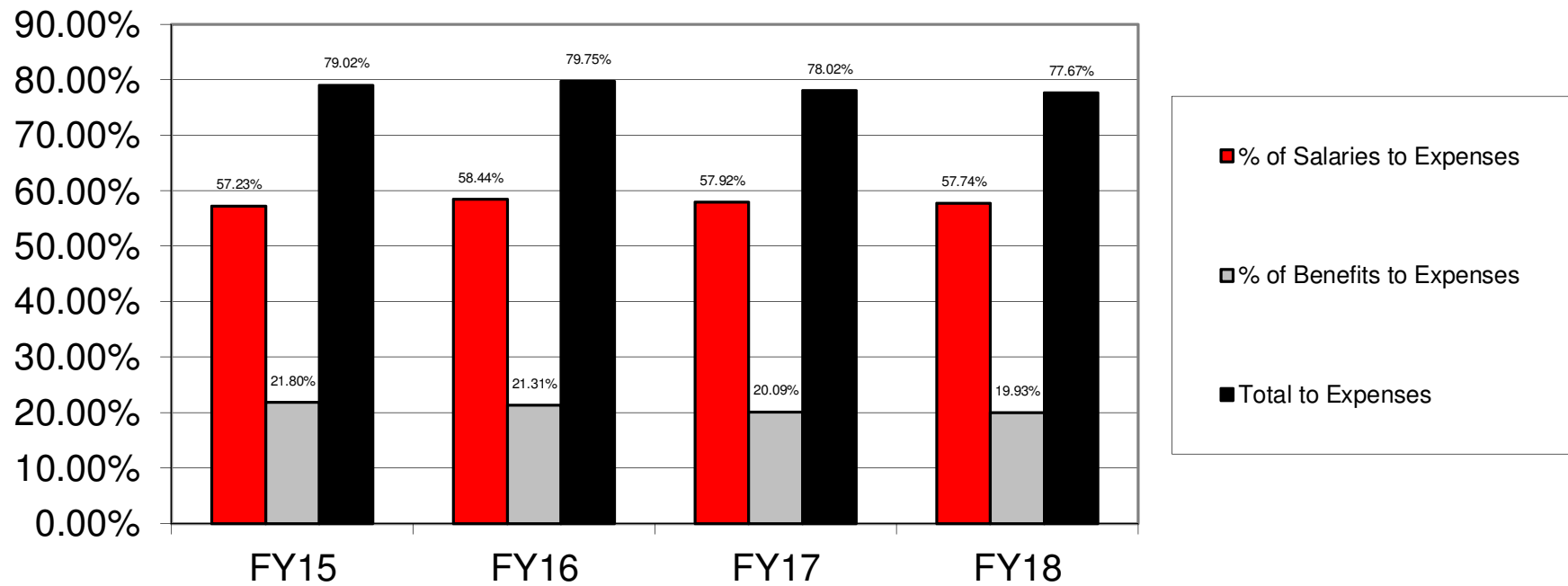
HISTORICAL EXPENDITURES



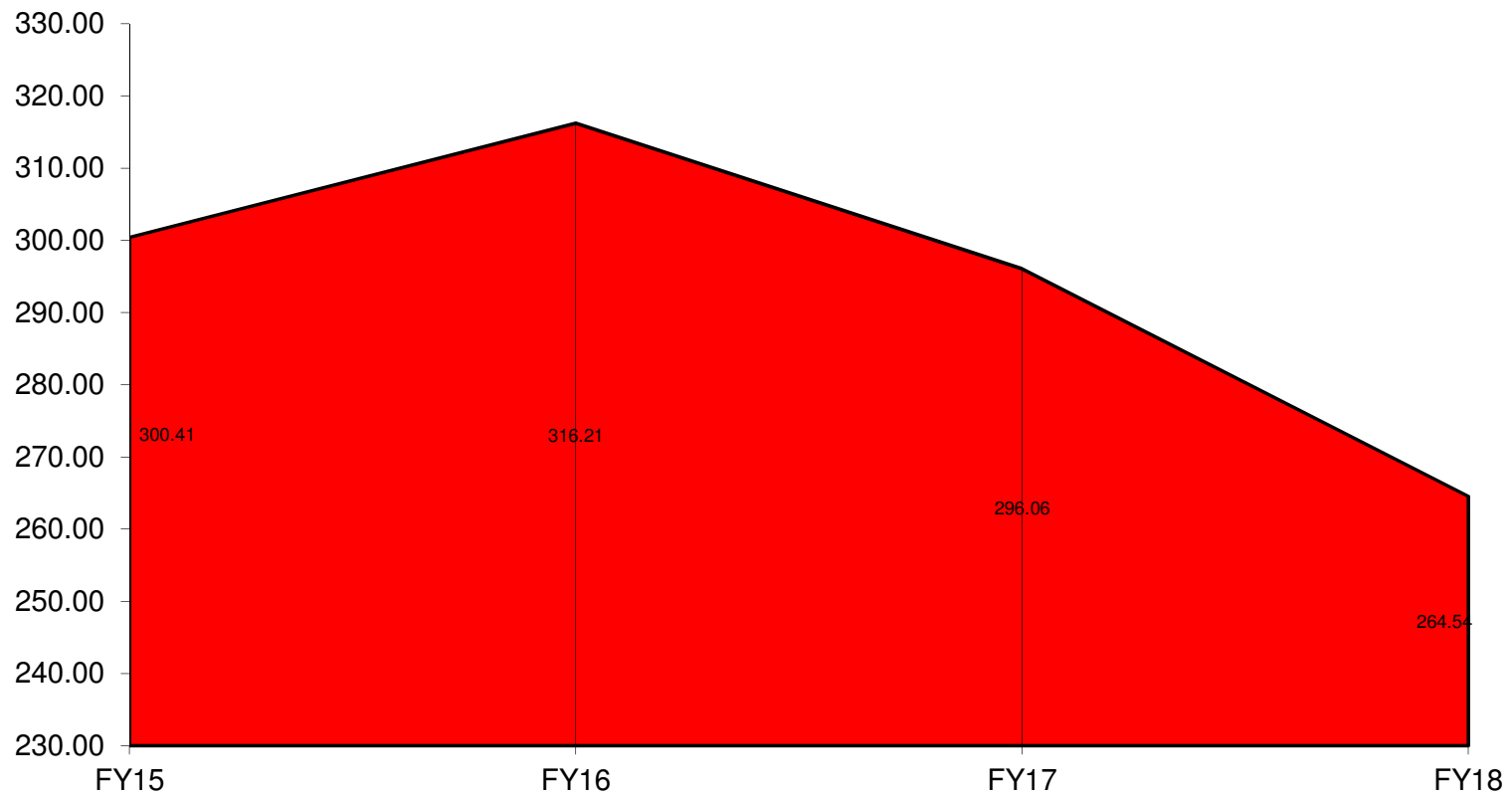
% OF SALARIES AND BENEFITS TO REVENUE



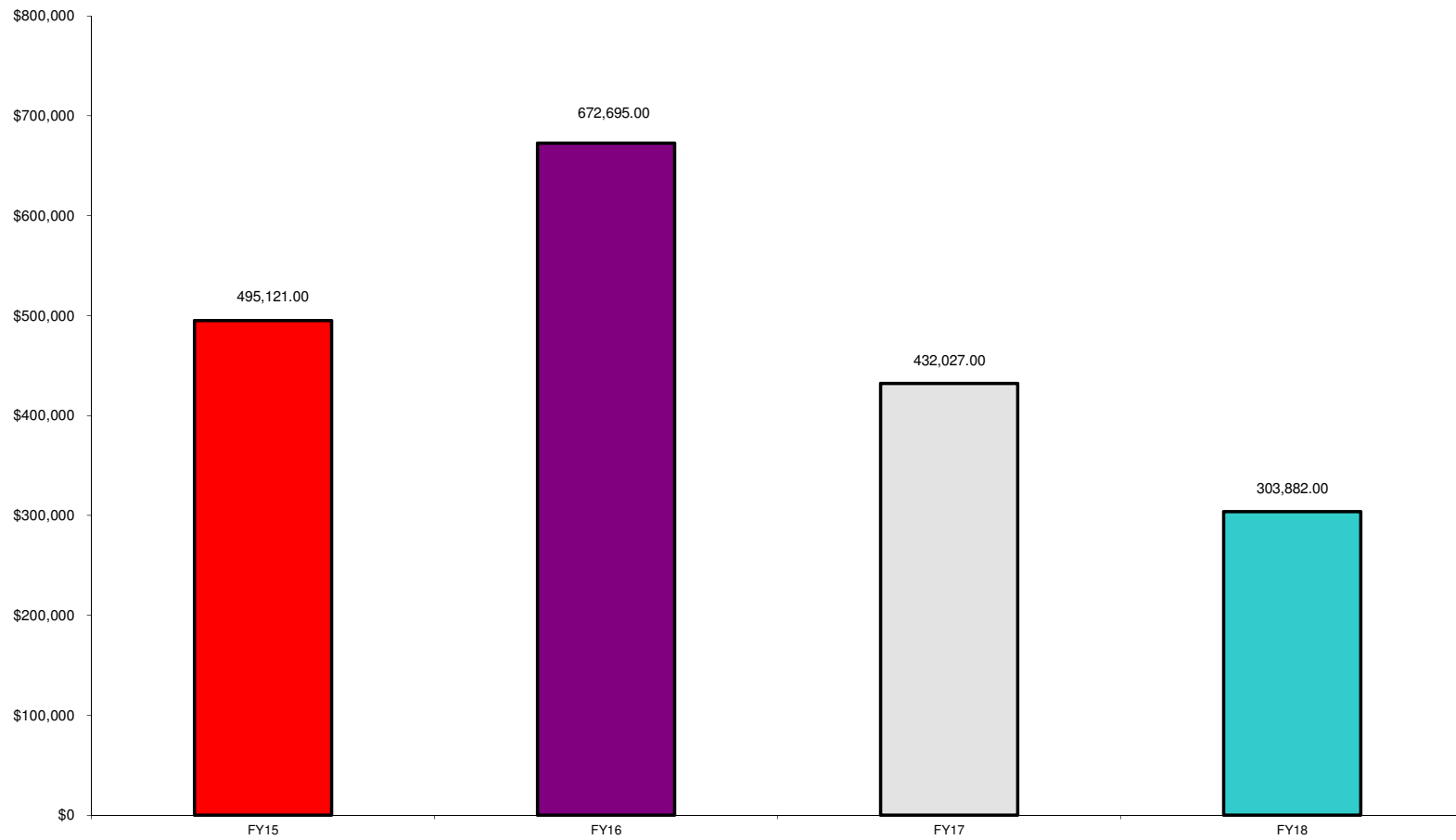
% OF SALARIES AND BENEFITS TO EXPENDITURES



Days of Operating Cash



SURPLUS/DEFICIT



**MONTHLY BUDGET VARIANCE
SOUTHEASTERN LOCAL SCHOOLS**

	FTD Budgeted	FTD Actual	Variance	Percentage Variance	MTD Budgeted	MTD Actual	Variance	Percentage Variance
REVENUE								
General Property (Real Estate)	\$1,104,850	\$1,104,850	\$0	0.00%	\$0	\$0	\$0	-
Tangible Personal Property	119,742	119,742	0	0.00%	0	0	0	-
Income Tax	544,290	556,639	12,349	2.27%	0	0	0	-
Unrestricted Grants-In-Aid	1,734,341	1,729,046	(5,295)	-0.31%	360,917	333,910	(27,007)	-7.48%
Restricted Grants-In-Aid	24,466	27,210	2,744	11.22%	4,155	5,356	1,201	28.90%
Restricted Grants-In-Aid - SFSF	0	0	0	-	0	0	0	-
Property Tax Allocation	202,952	195,931	(7,021)	-3.46%	21,865	14,844	(7,021)	-32.11%
All Other Operating Revenue	258,002	264,609	6,607	2.56%	45,242	39,442	(5,800)	-12.82%
TOTAL REVENUE	\$3,988,643	\$3,998,027	\$9,384	0.24%	\$432,179	\$393,552	(\$38,627)	-8.94%
EXPENDITURES								
Salaries & Wages	\$2,148,351	\$2,133,109	\$15,242	-0.71%	\$494,480	\$479,238	\$15,242	-3.08%
Benefits	748,541	736,283	12,258	-1.64%	147,244	140,892	6,352	-4.31%
Services	579,165	554,076	25,089	-4.33%	186,950	229,374	(\$42,424)	22.69%
Supplies	176,498	182,050	(5,552)	3.15%	14,253	13,746	507	-3.56%
Equipment	21,829	22,109	(280)	1.28%	0	280	(\$280)	#DIV/0!
Debt	0	0	0	-	0	0	0	-
Other	53,576	66,518	(12,942)	24.16%	4,394	13,381	(8,987)	204.53%
TOTAL EXPENSES	\$3,727,960	\$3,694,145	\$33,815	-0.91%	\$847,321	\$876,911	(\$29,590)	3.49%
SURPLUS/DEFICIT	\$260,683	\$303,882	\$43,199	16.57%	(\$415,142)	(\$483,359)	(\$68,217)	16.43%
OTHER USES/SOURCES								
Transfers/Advances In	388,797	388,797	0	0.00%	0	0	0	-
Transfers/Advances Out	0	0	0	-	0	0	0	-
All Other Financing Sources/(Uses)	24,825	24,756	(69)	-0.28%	0	0	\$0	-
NET SOURCES/USES	413,622	413,587	(35)	-0.01%	0	34	0	-
BEGINNING CASH	\$6,701,477	\$6,701,477	\$0	0.00%	\$7,790,922	\$7,902,271	\$111,349	1.43%
ENDING CASH	\$7,375,782	\$7,418,946	\$43,164	0.59%	\$7,375,780	\$7,418,946	\$43,166	0.59%
ENCUMBRANCES	\$938,525	\$1,031,784	\$93,259	9.94%	\$938,525	\$1,031,784	\$93,259	9.94%
BUDGET RESERVE	\$0	\$0			\$0	\$0		
UNENCUMBERED CASH	\$6,437,257	\$6,387,162	(\$50,095)	-0.78%	\$6,437,255	\$6,387,162	(\$50,093)	-0.78%

**HISTORICAL COMPARISON BY OBJECT
SOUTHEASTERN LOCAL SCHOOLS**

	FY 15 7/14-11/14	FY 16 7/15-11/15	% of Change	FY 17 7/16-11/16	% of Change	FY 18 7/17-11/17	% of Change
REVENUE							
General Property (Real Estate)	\$1,015,188	\$1,073,267	5.72%	\$1,002,646	-6.58%	\$1,104,850	10.19%
Tangible Personal Property	108,434	111,996	3.28%	112,591	0.53%	119,742	6.35%
Income Tax	546,046	528,556	-3.20%	519,299	-1.75%	556,639	7.19%
Unrestricted Grants-in-Aid	1,277,189	1,640,091	28.41%	1,710,887	4.32%	1,729,046	1.06%
Restricted Grants-in-Aid	126,639	26,943	-78.72%	25,874	-3.97%	27,210	5.16%
Restricted Grants-in-Aid - SFSF	0	0	-	0	-	0	-
Property Tax Allocation	194,426	189,150	-2.71%	188,467	-0.36%	195,931	3.96%
All Other Operating Revenue	192,499	194,180	0.87%	241,047	24.14%	264,609	9.77%
TOTAL REVENUE	\$3,460,421	\$3,764,183	8.78%	\$3,800,811	0.97%	\$3,998,027	5.19%
EXPENDITURES							
Salaries & Wages	1,696,897	1,806,715	6.47%	1,951,214	8.00%	2,133,109	9.32%
Benefits	646,299	658,767	1.93%	676,957	2.76%	736,283	8.76%
Services	474,740	439,562	-7.41%	576,277	31.10%	554,076	-3.85%
Supplies	91,326	119,209	30.53%	102,966	-13.63%	182,050	76.81%
Equipment	129	8,177	6238.76%	0	-100.00%	22,109	-
Debt	0	0	-	0	-	0	-
Other	55,909	59,058	5.63%	61,370	3.91%	66,518	8.39%
TOTAL EXPENDITURES	\$2,965,300	\$3,091,488	4.26%	\$3,368,784	8.97%	\$3,694,145	9.66%
SURPLUS/DEFICIT	495,121	672,695	35.86%	432,027	-35.78%	303,882	-29.66%
OTHER SOURCES/USES							
Advances/Transfers In	242,939	279,051	14.86%	291,995	4.64%	388,797	33.15%
Advances/Transfers Out	0	1,000	-	0	-100.00%	0	-
All Other Financing Sources	36,550	3,000	-91.79%	142,850	4661.67%	24,756	-82.67%
Debt Service	0	0	-	0	-	0	-
NET SOURCES/USES	279,489	281,051	0.56%	434,845	54.72%	413,587	-4.89%
BEGINNING CASH	\$5,516,278	\$5,988,692	8.56%	\$6,590,282	10.05%	\$6,701,477	1.69%
ENDING CASH	\$6,290,888	\$6,942,438	10.36%	\$7,457,154	7.41%	\$7,418,946	-0.51%
ENCUMBRANCES	468,627	553,099	18.03%	\$938,525	69.68%	\$1,031,784	9.94%
UNENCUMBERED CASH	\$5,822,261	\$6,389,339	9.74%	\$6,518,629	2.02%	\$6,387,162	-2.02%
% of Salaries to Revenue	49.04%	48.00%		51.34%		53.35%	
% of Benefits to Revenue	18.68%	17.50%		17.81%		18.42%	
Total to Revenue	67.71%	65.50%		69.15%		71.77%	
Days of Operating Cash	300.41	316.21		296.06		264.54	

Southeastern Local Schools
Clark County, Ohio

General Fund Financial History/Projection

11/30/2017

Percent of Fiscal Year Complete

41.67%

	2017-18 Projection	2017-18 FYTD Actual	FYTD %
REVENUE			
General Property (Real Estate)	\$2,582,964.00	\$1,104,850.00	42.77%
Tangible Personal Property	\$237,565.00	\$119,742.00	50.40%
Income Tax	\$1,003,265.00	\$556,639.00	55.48%
Unrestricted Grants-in-Aid	\$4,087,414.00	\$1,729,046.00	42.30%
Restricted Grants-in-Aid	\$62,412.00	\$27,210.00	43.60%
Restricted Grants-in-Aid - SFSF	\$0.00	\$0.00	#DIV/0!
Property Tax Allocation	\$385,961.00	\$195,931.00	50.76%
All Other Operating Revenue	\$659,251.00	\$264,609.00	40.14%
TOTAL	\$9,018,832.00	\$3,998,027.00	44.33%
EXPENDITURES			
Salaries & Wages	\$5,240,271.00	\$2,133,109.00	40.71%
Benefits	\$1,884,123.00	\$736,283.00	39.08%
Services	\$1,972,959.00	\$554,076.00	28.08%
Supplies	\$266,673.00	\$182,050.00	68.27%
Equipment	\$524,357.00	\$22,109.00	4.22%
Debt	\$0.00	\$0.00	#DIV/0!
Other	\$175,947.00	\$66,518.00	37.81%
TOTAL	\$10,064,330.00	\$3,694,145.00	36.71%
SURPLUS/(DEFICIT)	(\$1,045,498.00)	\$303,882.00	

Southeastern Local Schools
Explanation of Checks Over \$5,000

11/01/2017 - 11/30/2017

Check #	Vendor Name	Amount	Explanation
095334	Clark County ESC	\$76,934.66	Special Ed Cost
095337	Delaney Plumbing	\$6,670.00	H2O Heater for HS
095428	Huntington National Bank	\$74,900.00	QSCB Debt Payment
095450	Clark County ESC	\$76,602.60	Special Ed Cost
095454	Direct Mechanical	\$5,929.00	Replace IT air conditioner
992698	Payroll	\$243,542.61	Payroll for November 3, 2017
992710	Payroll	\$262,745.07	Payroll for November 20, 2017
992713	Foundation	\$122,295.24	County Board, STRS/SERS, Community Schools, Open Enrollment, ect...
992714	UHC	\$83,887.46	December Health Insurance Payment
992720	Payroll	\$5,187.90	Medicare, BWC Transfer
992721	Payroll	\$5,649.02	Medicare, BWC Transfer

-- Options Summary --

Output file SM2M.TXT
Print options page? (Y,N) Y
Report heading SM2 November 30, 2017
Fiscal Year 2018
Beginning Month: 11
Ending Month: 11

BAT_SM2M executed by SE_BMCKEE on node MVECA0:: at 1-DEC-2017 19:15:49.33

DATE: 12/01/2017
 TIME: 19:15:49

FORM SM-2
 OHIO DEPARTMENT OF EDUCATION - OFFICE OF SCHOOL MANAGEMENT ASSISTANCE
 ANNUAL SPENDING PLAN (CURRENT OPERATION - GENERAL FUND ONLY - O.R.C. 5705.391)

PAGE: 1

SCHOOL DISTRICT: SOUTHEASTERN LOCAL SCHOOL

IRN # 046276 COUNTY: CLARK
 SM2 November 30, 2017

FISCAL YEAR: 2018 MONTH: 11

	MONTHLY ESTIMATE	MONTHLY ACTUAL	MONTHLY DIFFERENCE	FISCAL YTD ESTIMATE	FISCAL YTD ACTUAL	FISCAL YTD DIFFERENCE
REVENUES						
01.010 General Property (Real Estate)	0	0	0	0	1,104,850	1,104,850
01.020 Tangible Personal Property Tax	0	0	0	0	119,742	119,742
01.030 Income Tax	0	0	0	0	556,639	556,639
01.035 Unrestricted Grants-in-Aid	0	333,910	333,910	0	1,729,046	1,729,046
01.040 Restricted Grants-in-Aid	0	5,356	5,356	0	27,210	27,210
01.045 Restricted Grants-in-Aid - SFSF	0	0	0	0	0	0
01.050 Property Tax Allocation	0	14,844	14,844	0	195,931	195,931
01.060 All Other Operating Revenue	0	39,442	39,442	0	264,609	264,609
01.070 Total Revenue	0	393,552	393,552	0	3,998,027	3,998,027
OTHER FINANCING SOURCES						
02.010 Proceeds from Sale of Notes	0	0	0	0	0	0
02.020 State Emergency Loans & Advancements (Approved)	0	0	0	0	0	0
02.040 Operating Transfers-In	0	0	0	0	0	0
02.050 Advances-In	0	0	0	0	388,797	388,797
02.060 All Other Financing Sources	0	34	34	0	24,790	24,790
02.070 Total Other Financing Sources	0	34	34	0	413,587	413,587
02.080 Total Revenues and Other Financing Sources	0	393,586	393,586	0	4,411,614	4,411,614
EXPENDITURES						
03.010 Personal Services	0	479,238	479,238	0	2,133,109	2,133,109
03.020 Employees' Retirement/Insurance Benefits	0	140,892	140,892	0	736,283	736,283
03.030 Purchased Services	0	229,374	229,374	0	554,076	554,076
03.040 Supplies and Materials	0	13,746	13,746	0	182,050	182,050
03.050 Capital Outlay	0	280	280	0	22,109	22,109
03.060 Intergovernmental	0	0	0	0	0	0
04.010 Debt Service: All Principal (Historical)	0	0	0	0	0	0
04.020 Debt Service: Principal - Notes	0	0	0	0	0	0
04.030 Debt Service: Principal - State Loans	0	0	0	0	0	0
04.040 Debt Service: Principal - State Advancements	0	0	0	0	0	0
04.050 Debt Service: Principal - HB 264 Loans	0	0	0	0	0	0
04.055 Debt Service: Principal - Other	0	0	0	0	0	0
04.060 Debt Service: Interest and Fiscal Charges	0	0	0	0	0	0
04.300 Other Objects	0	13,381	13,381	0	66,518	66,518
04.500 Total Expenditures	0	876,911	876,911	0	3,694,145	3,694,145
OTHER FINANCING USES						
05.010 Operating Transfers - Out	0	0	0	0	0	0
05.020 Advances - Out	0	0	0	0	0	0
05.030 All Other Financing Uses	0	0	0	0	0	0
05.040 Total Other Financing Uses	0	0	0	0	0	0
05.050 Total Expenditure and Other Financing Uses	0	876,911	876,911	0	3,694,145	3,694,145
06.010 Excess Rev & Oth Financing Sources over(under) Exp &	0	483,325-	483,325-	0	717,469	717,469
07.010 Beginning Cash Balance	0	7,902,271	7,902,271	0	6,701,477	6,701,477
07.020 Ending Cash Balance	0	7,418,946	7,418,946	0	7,418,946	7,418,946
08.010 Outstanding Encumbrances	0	1,031,784	1,031,784	0	1,031,784	1,031,784

-- Options Summary --

Summary or Detail Report? (S,D) D
Output file: FINSUMM.TXT
Type: CSV
Print options page? (Y,N) Y
Generate FINDET report for comparison? (Y,N) Y
Sort options: FS
Include future encumbrance amounts? (Y,N) N
Include accounts with zero amounts? (Y,N) N
Include accounts which are no longer active? (Y,N,I) Y

BAT_FINSUM executed by SE_BMCKEE on node MVECA0:: at 1-DEC-2017 19:01:51.19

Date: 12/01/2017
 Time: 7:01 pm

SOUTHEASTERN LOCAL SCHOOL
 Financial Report by Fund/SCC

Fund #	Fund Description	FYTD Receipts	MTD Expenditures	FYTD Expenditures	Current Fund Balance	Current Encumbrances	Unencumbered Fund Balance	Bank Code
001 0000	CASH CONTROL - GENERAL FUND	4,411,185.11	876,911.21	3,694,145.18	7,315,679.19	1,031,783.99	6,283,895.20	
	6,598,639.26	393,535.51						
001 9018	Chromebook	426.00	0.00	0.00	426.00	0.00	426.00	
	0.00	50.00						
001 9412	GENERAL SET ASIDE (5%)	0.00	0.00	0.00	102,837.52	0.00	102,837.52	
	102,837.52	0.00						
003 0000	GENERAL INTEREST	36,016.43	0.00	0.00	1,188,960.62	0.00	1,188,960.62	
	1,152,944.19	1,620.36						
003 9001	PERMANENT IMPROVEMENT VOTED	120,967.45	100,071.00	262,107.50	1,188,322.41-	144,845.63	1,333,168.04-	
	1,047,182.36-	13,665.24						
003 9003	AUDITORIUM RENOVATION	0.00	0.00	0.00	848.38	0.00	848.38	
	848.38	0.00						
006 0000	LUNCHROOM CASH CONTROL	77,949.12	26,327.88	463,440.24	386,193.12-	99,716.20	485,909.32-	1
	702.00-	27,416.99						
006 9017	Children's Hunger Alliance	0.00	0.00	0.00	702.00	0.00	702.00	
	702.00	0.00						
018 9081	PRINCIPAL'S SUPPORT - MIAMI VIEW	0.00	0.00	151.83	1,582.92	0.00	1,582.92	1
	1,734.75	0.00						
018 9082	PRINCIPAL'S SUPPORT - HIGH SCHOOL	1,357.83	535.96	14,392.85	13,035.02-	856.51	13,891.53-	1
	0.00	0.00						
018 9281	MIDDLE SCHOOL PRINCIPAL'S SUPPORT	4,774.39	732.77	2,781.89	6,916.17	5,350.79	1,565.38	
	4,923.67	3,474.60						
019 9091	MIAMI VIEW WORKROOM/LOUNGE	79.04	0.00	0.00	436.46	0.00	436.46	1
	357.42	0.00						
019 9092	TEACHER'S LOUNGE - HIGH SCHOOL	27.20	194.99	194.99	267.45	106.97	160.48	
	435.24	0.00						
022 9012	Wellness Incentive	0.00	0.00	0.00	8,970.85	0.00	8,970.85	
	8,970.85	0.00						
022 9013	Julia Salyers Memorial Fund	12.00	0.00	0.00	377.00	0.00	377.00	
	365.00	0.00						
022 9014	Jerry South Memorial Fund	0.00	0.00	0.00	397.84	0.00	397.84	
	397.84	0.00						

Date: 12/01/2017
 Time: 7:01 pm

SOUTHEASTERN LOCAL SCHOOL
 Financial Report by Fund/SCC

Fund #	Fund Description	FYTD Receipts	MTD Expenditures	FYTD Expenditures	Current Fund Balance	Current Encumbrances	Unencumbered Fund Balance	Bank Code	
022 9081	PRINCIPAL'S FUND/STAFF RECOGNITION	2,464.67-	0.00	51.34	0.00	1,431.37	3,844.70-	783.75	4,628.45-
022 9082	PRINCIPAL'S FUND/STAFF RECOGNITION	2,660.22	0.00	113.55	0.00	1,630.42	1,143.35	0.00	1,143.35
022 9208	2008 Section 125	7.15	0.00	19.02	0.00	0.00	26.17	0.00	26.17
022 9281	PRINCIPAL'S FUND/STAFF RECOGNITION	4,202.16-	0.00	0.00	0.00	324.69	4,526.85-	1,103.31	5,630.16-
027 0000	BWC Distribution Account	62,939.31	4,073.50	17,965.90	1,412.80	5,631.04	75,274.17	12,648.00	62,626.17
200 9000	Washington DC Trip	66.00	0.00	0.00	0.00	0.00	66.00	0.00	66.00
200 9013	Class of 2013	816.46	0.00	0.00	0.00	0.00	816.46	0.00	816.46
200 9014	Class of 2014	250.00	0.00	0.00	0.00	0.00	250.00	0.00	250.00
200 9015	Class of 2015	187.01	0.00	0.00	0.00	0.00	187.01	0.00	187.01
200 9016	Class of 2016	381.97	0.00	0.00	0.00	0.00	381.97	0.00	381.97
200 9017	Class of 2017	41.15	0.00	0.00	0.00	222.42	181.27-	75.00	256.27-
200 9018	Class of 2018	2,388.69	0.00	110.00	84.00	183.93	2,314.76	0.00	2,314.76
200 9019	Class of 2019	641.12-	1,757.25	2,287.25	1,254.50	2,484.29	838.16-	0.00	838.16-
200 9020	Class of 2020	461.87	0.00	0.00	0.00	0.00	461.87	0.00	461.87
200 9201	FUTURE FARMERS OF AMERICA	2,881.24	11,398.00	14,228.75	2,193.00	2,827.00	14,282.99	13,520.30	762.69
200 9202	FAMILIES CAREERS & COMMUNITY LEADERS OF AMERI	3,232.68	290.00	3,654.00	424.76	2,368.32	4,518.36	1,596.99	2,921.37 1

Date: 12/01/2017
 Time: 7:01 pm

SOUTHEASTERN LOCAL SCHOOL
 Financial Report by Fund/SCC

Fund #	Fund Description	FYTD Receipts	MTD Expenditures	FYTD Expenditures	Current Fund Balance	Current Encumbrances	Unencumbered Fund Balance	Bank Code		
200 9203	FUTURE EDUCATORS OF AMERICA	119.74	0.00	0.00	119.74	0.00	119.74			
200 9205	NATIONAL HONOR SOCIETY	580.44	0.00	385.00	330.44	195.00	135.44	1		
200 9206	STUDENT COUNCIL - HI SCHOOL	0.00	0.00	1,039.41	1,039.41-	64.87	1,104.28-			
200 9207	ACHIEVEMENT THRU TEAMWORK	668.01	0.00	0.00	668.01	0.00	668.01			
200 9208	Spanish Club	329.02	0.00	0.00	329.02	0.00	329.02			
200 9210	SPIRIT CLUB	1,708.82	0.00	0.00	2,508.82	12.00	2,496.82			
200 9215	LAND LAB	264.28	0.00	0.00	264.28	0.00	264.28			
200 9216	MIAMI VIEW MIDDLE SCHOOL STUDENT COUNCIL	5,159.81	58.95	391.95	0.00	1,160.54	4,391.22	81.00	4,310.22	1
200 9217	Jr. High Student Council	5,438.17	0.00	0.00	0.00	5,438.17	0.00	5,438.17		
200 9222	S.A.D.D. CASH	206.74	0.00	0.00	0.00	206.74	0.00	206.74		
200 9225	H2O HELP TO OTHERS	1,060.87	35.95	35.95	0.00	0.00	1,096.82	0.00	1,096.82	
200 9226	Art Club	1,788.16	0.00	0.00	0.00	1,788.16	0.00	1,788.16		
300 0000	STUDENT PARTICIPATION FEES	419.82-	0.00	0.00	0.00	419.82-	0.00	419.82-		
300 9302	BAND	9,792.48	0.00	0.00	0.00	9,792.48	110.00	9,682.48		
300 9303	CHEERLEADERS - HI SCHOOL	3,839.27	443.00	678.00	0.00	8,990.70	4,473.43-	797.85	5,271.28-	
300 9304	CHOIR - HI SCHOOL	730.43	0.00	0.00	0.00	730.43	0.00	730.43		

Date: 12/01/2017
 Time: 7:01 pm

SOUTHEASTERN LOCAL SCHOOL
 Financial Report by Fund/SCC

Fund #	Fund Description	FYTD Receipts	MTD Expenditures	FYTD Expenditures	Current Fund Balance	Current Encumbrances	Unencumbered Fund Balance	Bank Code
300 9305	DRAMA - HI SCHOOL 9,886.08	0.00	250.00	2,320.58	7,565.50	1,152.26	6,413.24	
300 9306	Bowling Club 3,010.15-	0.00	0.00	0.00	3,010.15-	0.00	3,010.15-	
300 9308	TROJAN TIMES 1.66	0.00	0.00	0.00	1.66	0.00	1.66	
300 9309	YEARBOOK 5,096.11-	0.00	143.19	2,759.09	7,030.20-	0.00	7,030.20-	
300 9312	Wrestling Club 321.34-	5,149.85	96.00	9,096.00	2,882.49-	1,750.00	4,632.49-	
300 9313	CHEERLEADERS - MIAMI VIEW 879.09	0.00	0.00	2,531.50	558.15	0.00	558.15	
300 9320	ATHLETICS - HI SCHOOL 22,340.67	8,525.70	8,513.22	44,269.92	12,870.55	28,147.73	15,277.18-	1
300 9330	ATHLETICS MIAMI VIEW 214.26	228.00	2,140.55	4,959.82	1,403.56-	3,402.75	4,806.31-	1
450 9407	SCHOOLNET 0.01	0.00	0.00	0.00	0.01	0.00	0.01	
451 9018	Public Schools Connectivity 0.00	0.00	0.00	0.00	2,700.00	0.00	2,700.00	
459 9903	OHIO READS GRANT 300.00	0.00	0.00	0.00	300.00	0.00	300.00	
459 9905	OHIO READS 2,000.00	0.00	0.00	0.00	2,000.00	0.00	2,000.00	
461 9018	VOC ED ENHANCEMENTS 0.00	678.76	340.96	1,022.88	344.12-	0.00	344.12-	
499 9014	Early Literacy Grant 7,805.06	0.00	0.00	0.00	7,805.06	0.00	7,805.06	
499 9017	Parent Mentor Services 0.00	0.00	0.00	1,000.00	0.00	0.00	0.00	
499 9018	FY18 Parent Mentor 0.00	4,000.00	2,000.00	7,000.00	3,000.00-	18,000.00	21,000.00-	

Date: 12/01/2017
 Time: 7:01 pm

SOUTHEASTERN LOCAL SCHOOL
 Financial Report by Fund/SCC

Fund #	Fund Description	FYTD Receipts	MTD Expenditures	FYTD Expenditures	Current Fund Balance	Current Encumbrances	Unencumbered Fund Balance	Bank Code
499 9107	Project Lead the Way 0.45	0.00	0.00	0.00	0.45	0.00	0.45	
499 9900	BUILDING INCENTIVE 128.59	0.00	0.00	0.00	128.59	0.00	128.59	
516 9602	TITLE IV-B 2002 0.56	0.00	0.00	0.00	0.56	0.00	0.56	
516 9617	IDEA PART B 6,790.61	13,352.90	0.00	20,143.51	0.00	0.00	0.00	
516 9618	IDEA PART B 0.00	0.00	14,429.80	43,134.87	43,134.87-	0.00	43,134.87-	
572 9216	TITLE I 0.00	0.00	0.00	2,676.75	2,676.75-	0.00	2,676.75-	
572 9217	TITLE I 10,080.63	12,532.35	0.00	22,612.98	0.00	0.00	0.00	
572 9218	TITLE I 0.00	0.00	11,896.48	36,382.41	36,382.41-	1,828.94	38,211.35-	
573 9302	TITLE VI-INNOVATIVE 1.00	0.00	0.00	0.00	1.00	0.00	1.00	
590 9018	IMPROVING TCHR QUALITY 0.00	0.00	3,757.26	11,271.78	11,271.78-	0.00	11,271.78-	
599 9017	MISC. FED. GRANT 0.00	0.00	0.00	3,787.00	3,787.00-	0.00	3,787.00-	
599 9018	Title IV-A Student Support & Academic Enrichm 0.00	0.00	1,197.00	1,197.00	1,197.00-	250.00	1,447.00-	
GRAND TOTALS:								
	6,977,545.05	476,405.50	4,775,241.50	1,054,907.33	4,682,059.70	7,070,726.85	1,368,179.84	5,702,547.01

-- Options Summary --

Output file: CHEKPY.TXT
Print options page? (Y,N) Y
Sort options: C
Check types to select. (D,I,M,P,R,T,W): W,P,R,M
Print vendor from PO or check. (P,C): P
Date Selection From: 11/01/2017
To: 11/30/2017
Summary or Detail report? (S,D) S
Single or Double space summary report? (S,D) S
Include or Exclude the following vendors?(I,E) I

BAT_CHEKPY executed by SE_BMCKEE on node MVECA0:: at 1-DEC-2017 18:58:18.33

Date: 12/01/2017
 Time: 6:58 pm

SOUTHEASTERN LOCAL SCHOOL
 SORT BY CHECK NUMBER
 CHECK DATES BETWEEN 11/01/2017 AND 11/30/2017
 WARRANT, REFUND, MEMO, PAYROLL CHECKS

Page: 1
 (CHEKPY)

CHECK	TYPE	DATE	VENDOR	VENDOR	STATUS/DATE	BANK CODE	CHECK AMOUNT
095328	W	11/03/2017	Allied 100	034875	RECONCILED:11/30/2017		3,885.00
095329	W	11/03/2017	American Fidelity Administrative Services, LLC	034825	RECONCILED:11/30/2017		44.75
095330	W	11/03/2017	ANDERSON'S	000515	RECONCILED:11/30/2017	1	24.91
095331	W	11/03/2017	AMERITECH	010200	RECONCILED:11/30/2017		680.68
095332	W	11/03/2017	Brumbaugh Engineering & Surveying, LLC	010326	RECONCILED:11/30/2017		2,375.00
095333	W	11/03/2017	BSN Sports	034171	RECONCILED:11/30/2017	1	1,050.60
095334	W	11/03/2017	CLARK COUNTY EDUCATIONAL SERVICE CENTER	002300	RECONCILED:11/30/2017		76,934.66
095335	W	11/03/2017	COMMUNITY HOSPITAL CENTER FOR OCCUPATIONAL HEALTH	002395	RECONCILED:11/30/2017		62.00
095336	W	11/03/2017	De Lage Landen	034335	RECONCILED:11/30/2017		1,806.00
095337	W	11/03/2017	DELANEY PLUMBING	003400	RECONCILED:11/30/2017		6,670.00
095338	W	11/03/2017	Ennis Britton Co., LPA	034718	RECONCILED:11/30/2017		95.00
095339	W	11/03/2017	Farm Science Review	032869	RECONCILED:11/30/2017		161.00
095340	W	11/03/2017	GORDON FOOD SERVICE	014629	RECONCILED:11/30/2017	1	2,163.01
095341	W	11/03/2017	Great Lakes Biomedical LTD	034176	RECONCILED:11/30/2017		272.00
095342	W	11/03/2017	B2B Computer Products LLC DBA: ITSavvy	034144	RECONCILED:11/30/2017		4,350.00
095343	W	11/03/2017	James G Zupka, CPA, Inc.	035074	RECONCILED:11/30/2017		4,032.00
095344	W	11/03/2017	MacGill & Co.	033209	RECONCILED:11/30/2017		228.40
095345	W	11/03/2017	MADISON/CHAMPAIGN ESC Attn: Scott Howell	002124	RECONCILED:11/30/2017		1,725.00
095346	W	11/03/2017	Mandi Wroblewski	034874	RECONCILED:11/30/2017		40.86
095347	W	11/03/2017	MILLER'S TEXTILE SERVICES	012700	RECONCILED:11/30/2017		55.00
095348	W	11/03/2017	NATIONAL FFA ORGANIZATION	008762	RECONCILED:11/30/2017		125.00
095349	W	11/03/2017	Nickles Bakery of Ohio	035077	RECONCILED:11/30/2017	1	65.00
095350	W	11/03/2017	OAGC LINDA HEATH	031094	RECONCILED:11/30/2017		55.00
095351	W	11/03/2017	OHIO FFA ASSOCIATION	010152	RECONCILED:11/30/2017		499.00
095352	W	11/03/2017	RESOURCES FOR EDUCATIONS	030931	RECONCILED:11/30/2017		498.00
095353	W	11/03/2017	SHOEMAKER'S HOME CENTER	011950	RECONCILED:11/30/2017		120.17
095354	W	11/03/2017	STAPLES, INC ATTN:GRANT SMITH #115	031888	RECONCILED:11/30/2017		145.44
095355	W	11/03/2017	Studies Weekly	034124	RECONCILED:11/30/2017		566.80
095356	W	11/03/2017	Tobii Dynavox	035119	RECONCILED:11/30/2017		1,024.00
095357	W	11/03/2017	TotalFunds By Hasler	033712	RECONCILED:11/30/2017		700.00
095358	W	11/03/2017	Transportation Accessories	036467	RECONCILED:11/30/2017		124.00
095359	W	11/03/2017	W. R. HACKETT INC.,	005223	RECONCILED:11/30/2017	1	721.07
095360	W	11/10/2017	Al Able Pest Doctors	034985	RECONCILED:11/30/2017		55.00
095361	W	11/10/2017	AQUA-FALLS GLACIER MOUNTAIN	030172	RECONCILED:11/30/2017		9.90
095362	W	11/10/2017	BrainPop	034364	RECONCILED:11/30/2017		230.00
095363	W	11/10/2017	BSN CORPORATION	001730	RECONCILED:11/30/2017	1	1,215.40
095364	W	11/10/2017	Burleson Law Offices, LLC	033353	RECONCILED:11/30/2017		1,486.25
095365	W	11/10/2017	Capitol Cleaners	034912	RECONCILED:11/30/2017		228.38
095366	W	11/10/2017	CARDINAL BUS SALES & SERVICE	011859	RECONCILED:11/30/2017		74.41
095367	W	11/10/2017	Centurylink Business Services	031172	RECONCILED:11/30/2017		11.97
095368	W	11/10/2017	Champion City Photography LLC	034326	RECONCILED:11/30/2017	1	150.00
095369	W	11/10/2017	Clark County Volleyball	034381	RECONCILED:11/30/2017	1	100.00

(Multi-bank check)

Date: 12/01/2017
 Time: 6:58 pm

SOUTHEASTERN LOCAL SCHOOL
 SORT BY CHECK NUMBER
 CHECK DATES BETWEEN 11/01/2017 AND 11/30/2017
 WARRANT, REFUND, MEMO, PAYROLL CHECKS

Page: 2
 (CHEKPY)

CHECK	TYPE	DATE	VENDOR	VENDOR	STATUS/DATE	BANK CODE	CHECK AMOUNT
095370	W	11/10/2017	Banquet	030851	RECONCILED:11/30/2017		268.13
095371	W	11/10/2017	COUNTRY MINI MART	004489	RECONCILED:11/30/2017		62.48
095372	W	11/10/2017	FOLLETT LIBRARY RESOURCES	005065	RECONCILED:11/30/2017		949.85
095373	W	11/10/2017	GOPHER ATHLETIC	007650	RECONCILED:11/30/2017		355.00
095374	W	11/10/2017	H. W. MANN & SONS	034602	RECONCILED:11/30/2017	1	239.19
095375	W	11/10/2017	Healy Awards Inc	035120	RECONCILED:11/30/2017	1	200.00
			John Cooper aka Abraham Lincoln				
095376	W	11/10/2017	KINCAIDS	006764	RECONCILED:11/30/2017		69.99
095377	W	11/10/2017	LOCUST HILLS GOLF, INC.	007410	RECONCILED:11/30/2017	1	1,790.00
095378	W	11/10/2017	LONDON FLORIST	030481	RECONCILED:11/30/2017		84.00
095379	W	11/10/2017	MILLER'S TEXTILE SERVICES	012700	RECONCILED:11/30/2017		102.51
095380	W	11/10/2017	Nancy Holt	034684	RECONCILED:11/30/2017		1,000.00
095381	W	11/10/2017	NATIONAL FFA ORGANIZATION	008762	RECONCILED:11/30/2017		1,221.00
095382	W	11/10/2017	Nick Banion	034670			67.95
095383	W	11/10/2017	PEPSI COLA CO.	010375	RECONCILED:11/30/2017	1	402.50
095384	W	11/10/2017	QUILL OFFICE SUPPLIES	010750	RECONCILED:11/30/2017		489.38
095385	W	11/10/2017	SHOEMAKER'S HOME CENTER	011950	RECONCILED:11/30/2017		588.34
095386	W	11/10/2017	STARR TROPHY AND AWARDS	002199	RECONCILED:11/30/2017	1	519.00
095387	W	11/10/2017	Stephanie Weaver	034988	RECONCILED:11/30/2017		53.74
095388	W	11/10/2017	WALSWORTH PUBLISHING CO	030081	RECONCILED:11/30/2017		143.19
095389	W	11/15/2017	Al Able Pest Doctors	034985	RECONCILED:11/30/2017	(Multi-bank check)	415.00
095390	W	11/15/2017	American Fidelity Administrive Services, LLC	034825	RECONCILED:11/30/2017		44.75
095391	W	11/15/2017	CARDINAL BUS SALES & SERVICE	011859	RECONCILED:11/30/2017		24.05
095392	W	11/15/2017	CARRIE Henry	031811	RECONCILED:11/30/2017		410.88
095393	W	11/15/2017	Centurylink Business Services	031172	RECONCILED:11/30/2017		23.92
095394	W	11/15/2017	City Electric Supply	033985	RECONCILED:11/30/2017		125.53
095395	W	11/15/2017	Don Rinker Sports	034387	RECONCILED:11/30/2017	1	340.27
095396	W	11/15/2017	FOLLETT LIBRARY RESOURCES	004489	RECONCILED:11/30/2017		110.54
095397	W	11/15/2017	GAMETIME c/o David Williams & Ass.	008640			700.83
095398	W	11/15/2017	GORDON FOOD SERVICE	014629	RECONCILED:11/30/2017	1	4,649.04
095399	W	11/15/2017	Great Lakes Biomedical LTD	034176	RECONCILED:11/30/2017		323.00
095400	W	11/15/2017	Janis Bell	033585	RECONCILED:11/30/2017	1	85.96
095401	W	11/15/2017	John Lemon	032783		1	40.00
095402	W	11/15/2017	Larry Ray	035128	RECONCILED:11/30/2017	1	30.00
095403	W	11/15/2017	Mandi Wroblewski	034874	RECONCILED:11/30/2017		41.12
095404	W	11/15/2017	Mark Finchum Excavating	033823	RECONCILED:11/30/2017		300.00
095405	W	11/15/2017	MIKE MCNEIL	004007	RECONCILED:11/30/2017	1	40.00
095406	W	11/15/2017	MILLER'S TEXTILE SERVICES	012700	RECONCILED:11/30/2017		55.00
095407	W	11/15/2017	Nickles Bakery of Ohio	035077	RECONCILED:11/30/2017	1	82.34
095408	W	11/15/2017	OHIO DEPARTMENT OF JOB AND FAMILY SERVICESS	010250	RECONCILED:11/30/2017		24.50
095409	W	11/15/2017	OHIO FFA ASSOCIATION	010152	RECONCILED:11/30/2017		170.00
095410	W	11/15/2017	Ohio Valley Medical Center	034920	RECONCILED:11/30/2017		3,000.00
095411	W	11/15/2017	ORIENTAL TRADING CO.INC	020166	RECONCILED:11/30/2017		21.98
095412	W	11/15/2017	Project Lead The Way	033423	RECONCILED:11/30/2017		1,062.05
095413	W	11/15/2017	Randon McNeil	034226	RECONCILED:11/30/2017	1	40.00
095414	W	11/15/2017	REITER DAIRY	010970	RECONCILED:11/30/2017	1	327.93

Date: 12/01/2017
 Time: 6:58 pm

SOUTHEASTERN LOCAL SCHOOL
 SORT BY CHECK NUMBER
 CHECK DATES BETWEEN 11/01/2017 AND 11/30/2017
 WARRANT, REFUND, MEMO, PAYROLL CHECKS

Page: 3
 (CHEKPY)

CHECK	TYPE	DATE	VENDOR	VENDOR	STATUS/DATE	BANK CODE	CHECK AMOUNT
095415	W	11/15/2017	SHOEMAKER'S GROCERY	011900	RECONCILED:11/30/2017		237.42
095416	W	11/15/2017	STAPLES, INC ATTN:GRANT SMITH #115	031888	RECONCILED:11/30/2017		55.60
095417	W	11/15/2017	TUFFY BROOKS SPTG GOODS	013170	RECONCILED:11/30/2017	1	1,185.00
095418	W	11/15/2017	Turf Nerd Lawn Care	035111	RECONCILED:11/30/2017	1	1,026.00
095419	W	11/15/2017	VECTREN ENERGY DELIVERY	003350	RECONCILED:11/30/2017		244.00
095420	W	11/15/2017	W. R. HACKETT INC.,	005223	RECONCILED:11/30/2017	1	1,296.88
095421	W	11/15/2017	Wilson Sims	034696	RECONCILED:11/30/2017	1	30.00
095422	W	11/16/2017	DER DUTCHMAN RESTAURANT	031736	RECONCILED:11/30/2017		1,254.50
095423	W	11/22/2017	AQUA-FALLS GLACIER MOUNTAIN	030172	RECONCILED:11/30/2017		9.90
095424	W	11/22/2017	City Electric Supply	033985	RECONCILED:11/30/2017		80.00
095425	W	11/22/2017	DAYTON POWER AND LIGHT COMPANY	032183	RECONCILED:11/30/2017		573.88
095426	W	11/22/2017	Direct Energy Business Marketing, LLC	034790	RECONCILED:11/30/2017		524.44
095427	W	11/22/2017	GORDON FOOD SERVICE	014629	RECONCILED:11/30/2017	1	2,773.56
095428	W	11/22/2017	Huntington National Bank Attn: Cheri Scott-Geraci	034035	RECONCILED:11/30/2017		74,900.00
095429	W	11/22/2017	B2B Computer Products LLC DBA: ITsavvy	034144	RECONCILED:11/30/2017		3,688.00
095430	W	11/22/2017	Jason Meeks	034990	RECONCILED:11/30/2017	1	30.00
095431	W	11/22/2017	MADISON/CHAMPAIGN ESC Attn: Scott Howell	002124	RECONCILED:11/30/2017		300.00
095432	W	11/22/2017	MailFinance	033980			285.00
095433	W	11/22/2017	Nancy Holt	034684	RECONCILED:11/30/2017		1,000.00
095434	W	11/22/2017	Nickles Bakery of Ohio	035077	RECONCILED:11/30/2017	1	40.32
095435	W	11/22/2017	QUILL OFFICE SUPPLIES	010750			47.97
095436	W	11/22/2017	REITER DAIRY	010970		1	736.34
095437	W	11/22/2017	Riddell/All American Sports Co	034482	RECONCILED:11/30/2017	1	2,179.81
095438	W	11/22/2017	Ryan Wallace	035130	RECONCILED:11/30/2017	1	30.00
095439	W	11/22/2017	SHOEMAKER'S GROCERY	011900	RECONCILED:11/30/2017		27.18
095440	W	11/22/2017	STAPLES, INC ATTN:GRANT SMITH #115	031888			1,386.84
095441	W	11/22/2017	Turf Nerd Lawn Care	035111	RECONCILED:11/30/2017	1	306.00
095442	W	11/22/2017	W. R. HACKETT INC.,	005223	RECONCILED:11/30/2017	1	848.18
095443	W	11/28/2017	BUREAU OF ED & RESEARCH ATTN ACCOUNTS PAYABLE	001752			1,197.00
095444	W	11/30/2017	ACT	034592		1	250.00
095445	W	11/30/2017	American Fidelity Administrative Services, LLC	034825			44.75
095446	W	11/30/2017	CARDINAL BUS SALES & SERVICE	011859			111.90
095447	W	11/30/2017	Carr Supply Springfield	034750			199.83
095448	W	11/30/2017	CENTURY BUSINESS PRODUCTS	032029			586.10
095449	W	11/30/2017	City Electric Supply	033985			29.14
095450	W	11/30/2017	CLARK COUNTY EDUCATIONAL SERVICE CENTER	002300			76,602.60
095451	W	11/30/2017	Clark State Community College Attn:OFC of Early Col. Prog	033882			3,376.16
095452	W	11/30/2017	COMMERCIAL EQUIPMENT	031024		1	252.00
095453	W	11/30/2017	DAYTON POWER AND LIGHT COMPANY	032183			3,606.04
095454	W	11/30/2017	Direct Mechanical	034722			5,929.00
095455	W	11/30/2017	GORDON FOOD SERVICE	014629		1	2,227.76

SOUTHEASTERN LOCAL SCHOOL
 SORT BY CHECK NUMBER
 CHECK DATES BETWEEN 11/01/2017 AND 11/30/2017
 WARRANT, REFUND, MEMO, PAYROLL CHECKS

CHECK	TYPE	DATE	VENDOR	VENDOR	STATUS/DATE	BANK CODE	CHECK AMOUNT
095456	W	11/30/2017	IXL Math	035126			299.00
095457	W	11/30/2017	James G Zupka, CPA, Inc.	035074			2,688.00
095458	W	11/30/2017	KINCAIDS	006764			90.40
095459	W	11/30/2017	Michael Rivera	036469		1	249.85
095460	W	11/30/2017	MILLER'S TEXTILE SERVICES	012700		1 (Multi-bank check)	269.72
095461	W	11/30/2017	MONTGOMERY CO EDUCATIONAL SERVICE CENTER	008600			2,737.80
095462	W	11/30/2017	Nickles Bakery of Ohio	035077		1	27.56
095463	W	11/30/2017	OHIO FFA ASSOCIATION	010152			17.00
095464	W	11/30/2017	QUILL OFFICE SUPPLIES	010750			249.11
095465	W	11/30/2017	REITER DAIRY	010970		1	245.45
095466	W	11/30/2017	SAMUEL FRENCH, INC.	004575			250.00
095467	W	11/30/2017	Stephanie Weaver	034988			31.69
095468	W	11/30/2017	Sunrise Co-Op	032513			574.00
095469	W	11/30/2017	The Purple Monkey	033064			63.00
095470	W	11/30/2017	TIM BELL	030825			279.81
095471	W	11/30/2017	TODD CHARLES	032089		1	30.00
095472	W	11/30/2017	TUFFY BROOKS SPTG GOODS	013170			96.00
095473	W	11/30/2017	W. R. HACKETT INC.,	005223		1	662.19
095474	W	11/30/2017	William Nichols	034689		1	30.00
992698	C	11/03/2017	PAYROLL	900005	RECONCILED:11/30/2017	(Multi-bank check)	243,542.61
992709	C	11/03/2017	PAYROLL	900005	RECONCILED:11/30/2017		541.01
992710	C	11/20/2017	PAYROLL	900005	RECONCILED:11/30/2017	(Multi-bank check)	262,745.07
992711	C	11/20/2017	PAYROLL	900005	RECONCILED:11/30/2017	1 (Multi-bank check)	2,364.50
992713	M	11/24/2017	FOUNDATION	900014		(Multi-bank check)	122,295.24
992714	M	11/29/2017	EPC-Self-Funded Medical Plan	900052		(Multi-bank check)	83,887.46
992715	M	11/29/2017	Sun Life Assurance Company of Canada	900055		(Multi-bank check)	360.00
992716	M	11/29/2017	EPC Dental/Vision Benefit Plan Dental Plan	900053		(Multi-bank check)	4,695.12
992717	M	11/29/2017	EPC-Dental/Vision Benefit Plan Vision Plan	900054		(Multi-bank check)	1,258.00
992718	M	11/10/2017	SECURITY NATIONAL BANK	900042			100.00
992719	M	11/10/2017	SECURITY NATIONAL BANK	900042		1	1.25
992720	M	11/03/2017	PAYROLL	900005		(Multi-bank check)	5,187.90
992721	M	11/20/2017	PAYROLL	900005		(Multi-bank check)	5,649.02
992722	M	11/03/2017	RETIREMENT SERS	900002			296.49
992723	M	11/03/2017	RETIREMENT STRS	900001			2,110.15
992724	M	11/20/2017	RETIREMENT SERS	900002			296.49
992725	M	11/20/2017	RETIREMENT STRS	900001			2,110.15
992726	M	11/09/2017	SECURITY NATIONAL BANK	900042			1,412.80
V VOIDED CHECKS			0	CHECK TOTALS		0.00	
R RECONCILED CHECKS			109	CHECK TOTALS		735,554.30	
W WARRANT CHECKS			147	CHECK TOTALS		334,355.28	
M MEMO CHECKS			14	CHECK TOTALS		229,660.07	
B REFUND CHECKS			0	CHECK TOTALS		0.00	
I INVESTMENT CHECKS			0	CHECK TOTALS		0.00	
T TRANSFER CHECKS			0	CHECK TOTALS		0.00	
D DISTRIBUTION CHECKS			0	CHECK TOTALS		0.00	
C PAYROLL CHECKS			4	CHECK TOTALS		509,193.19	

Date: 12/01/2017
Time: 6:58 pm

SOUTHEASTERN LOCAL SCHOOL
SORT BY CHECK NUMBER
CHECK DATES BETWEEN 11/01/2017 AND 11/30/2017
WARRANT, REFUND, MEMO, PAYROLL CHECKS

Page: 5
(CHEKPY)

CHECK	TYPE	DATE	VENDOR	VENDOR	STATUS/DATE	BANK CODE	CHECK AMOUNT

	MISSING CHECKS						0
**	TOTAL CHECKS (LESS VOIDED)		165	**	TOTAL NET		1,073,208.54
***	TOTAL CHECKS WRITTEN		165	***	GRAND TOTALS		1,073,208.54