

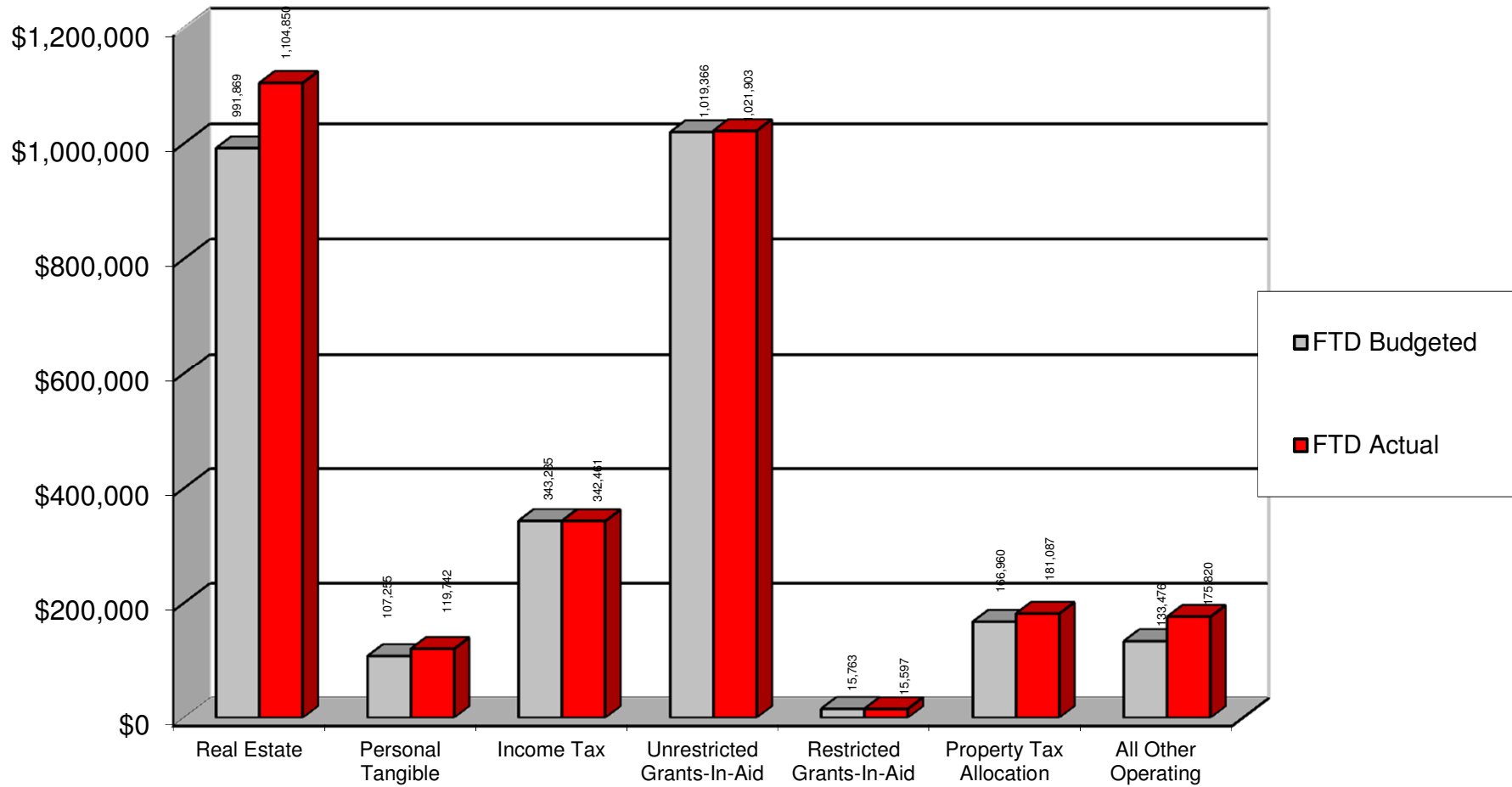
SOUTHEASTERN LOCAL SCHOOL DISTRICT

FINANCIAL REPORT

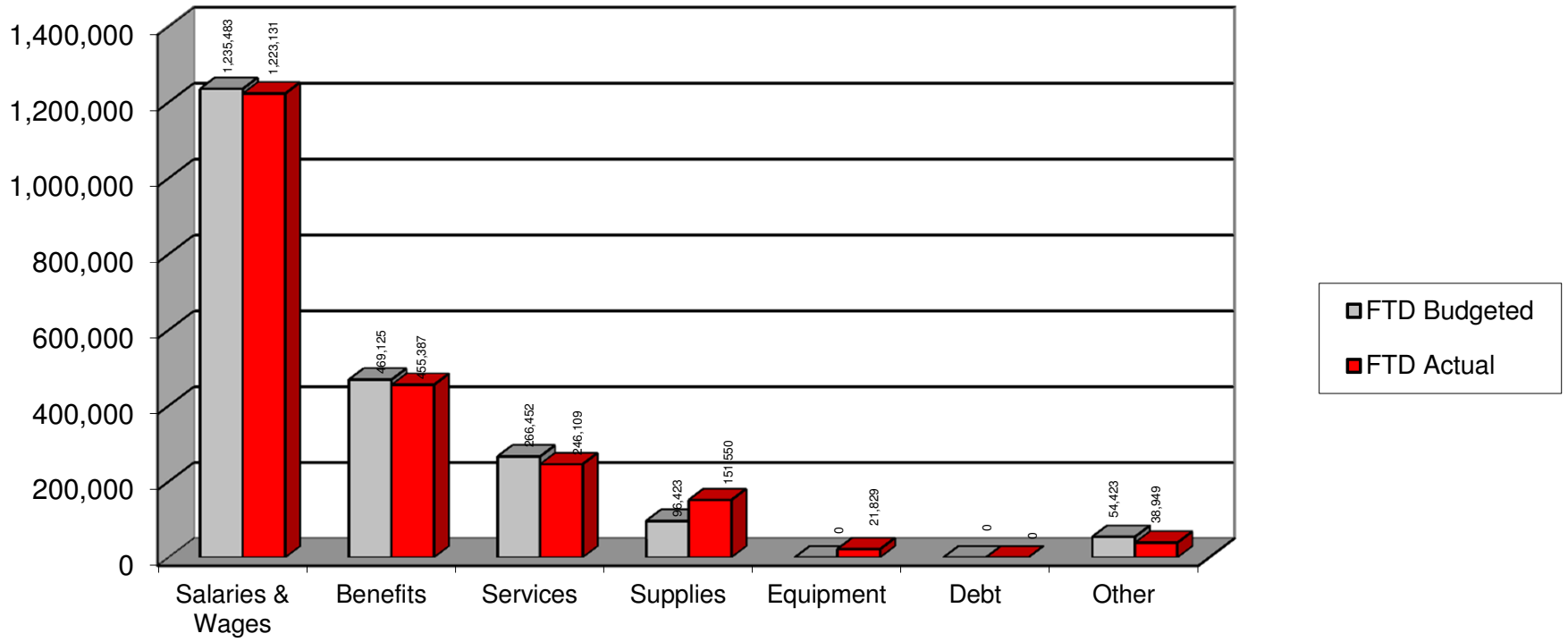
09/30/2017



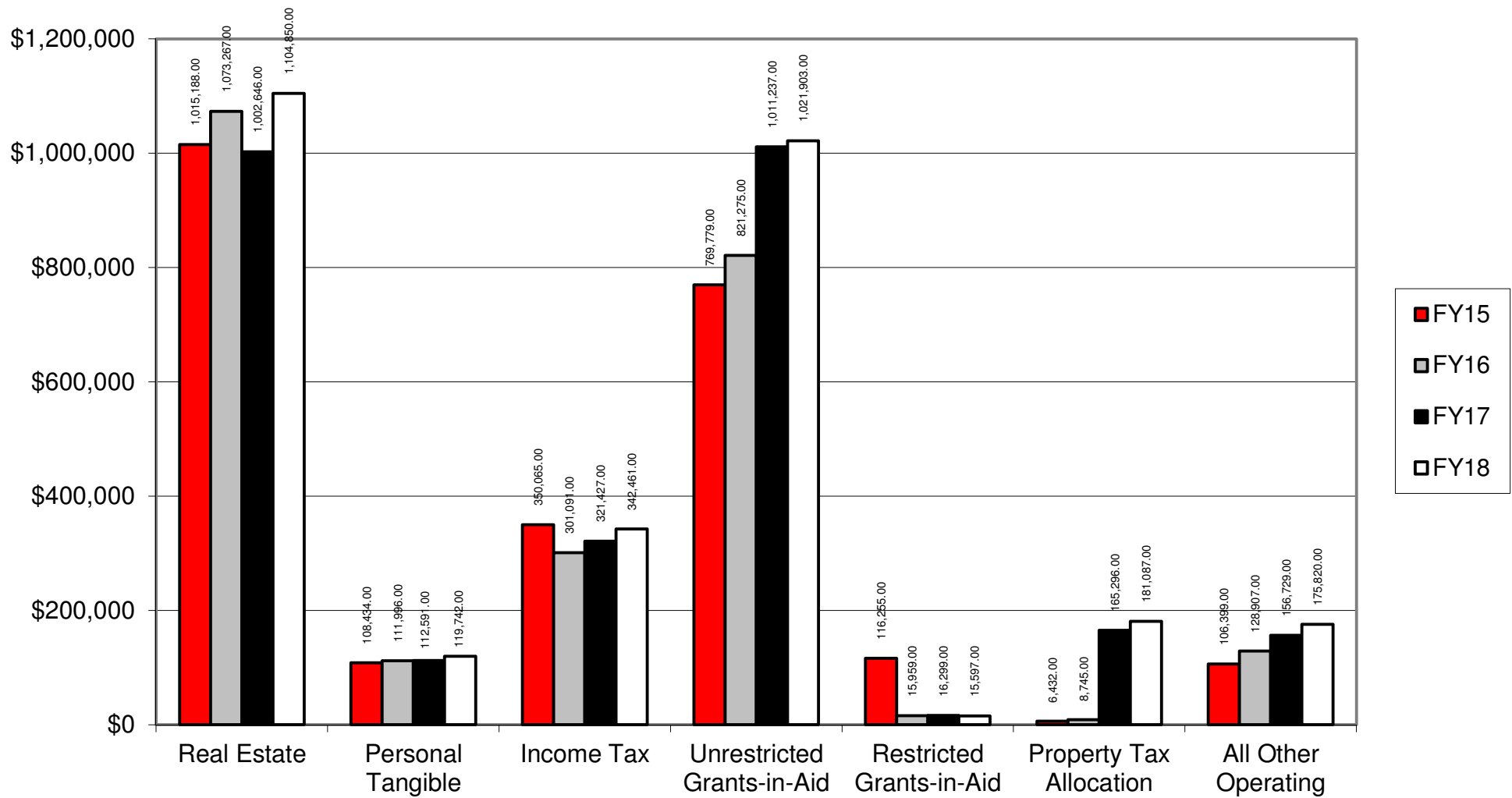
FTD BUDGETED vs. FTD ACTUAL



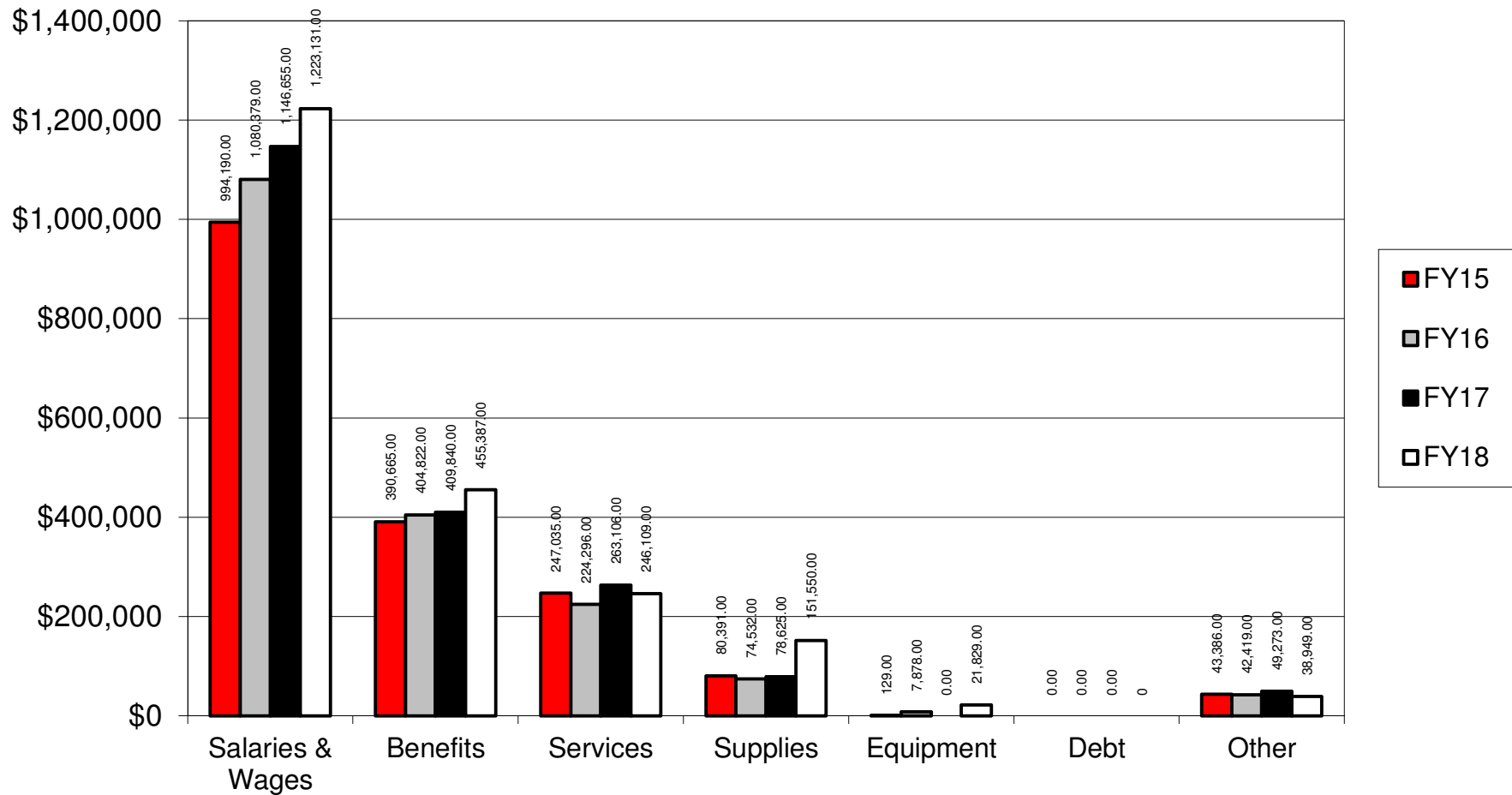
FTD BUDGETED vs. FTD ACTUAL



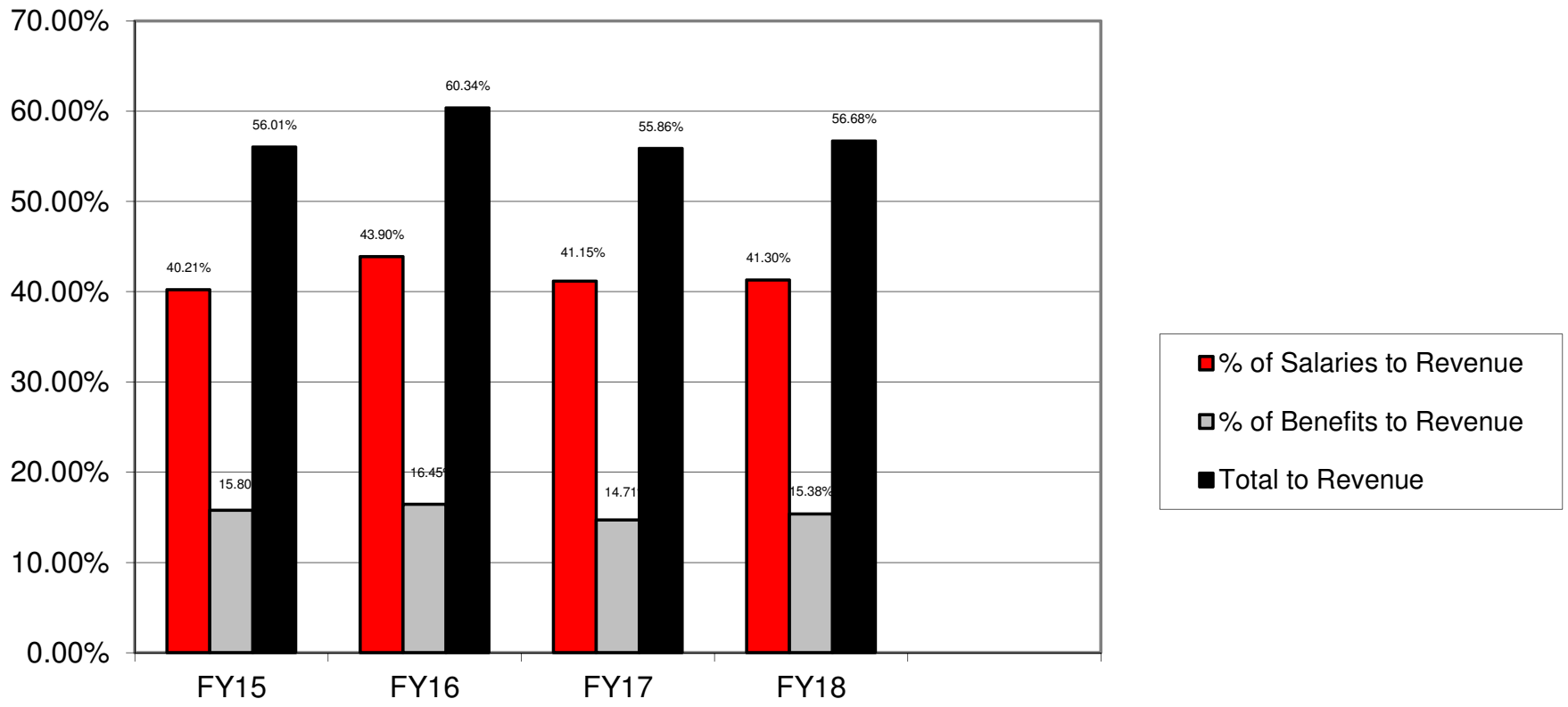
HISTORICAL REVENUE



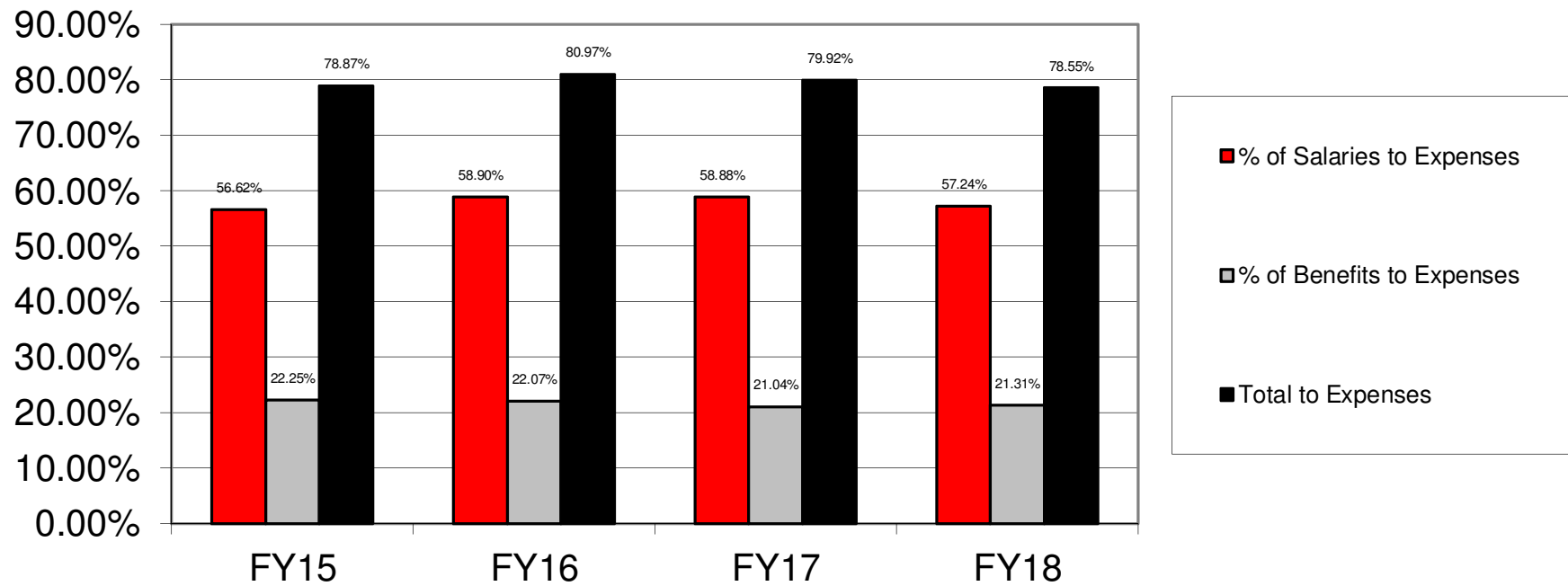
HISTORICAL EXPENDITURES



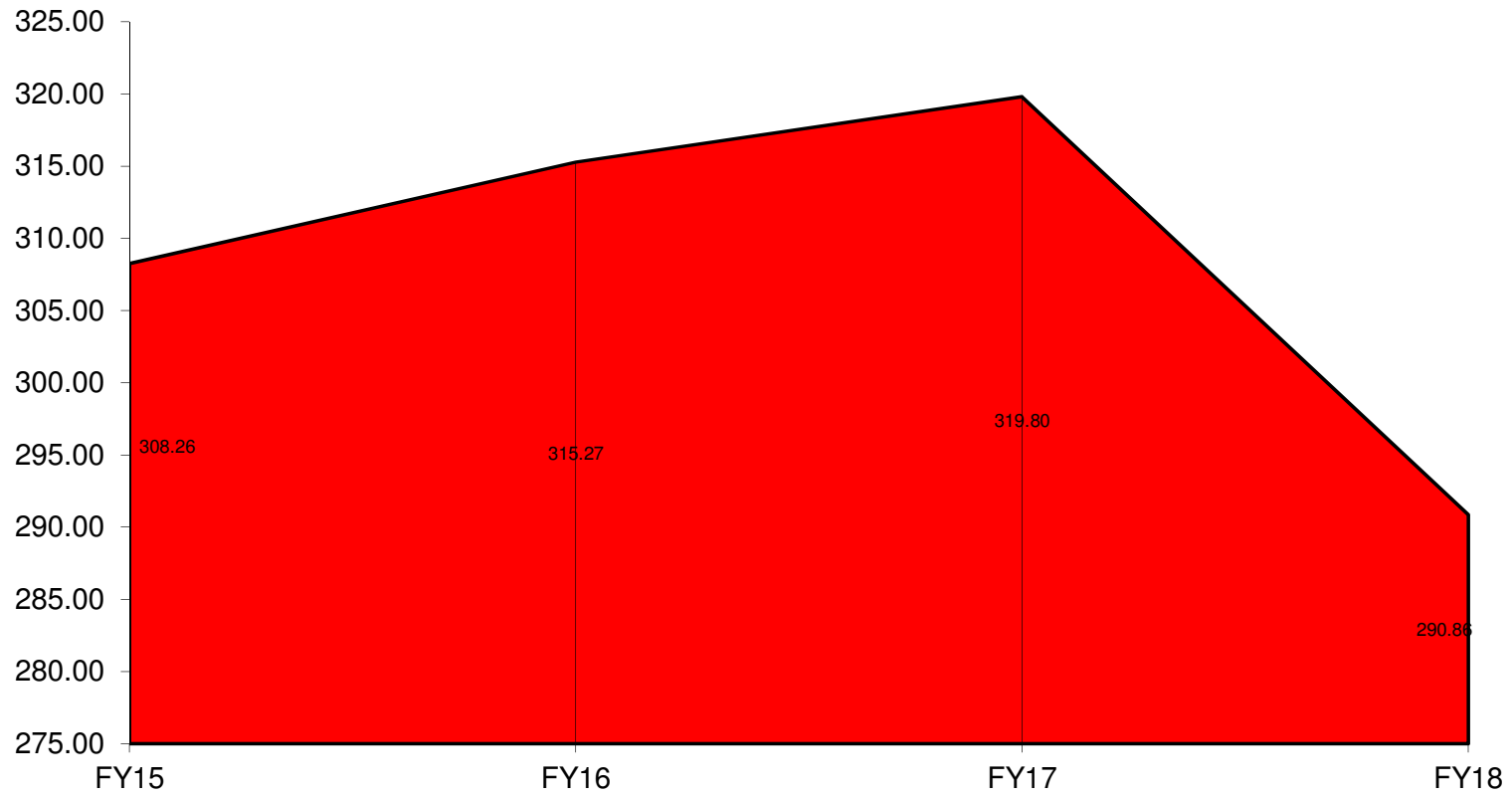
% OF SALARIES AND BENEFITS TO REVENUE



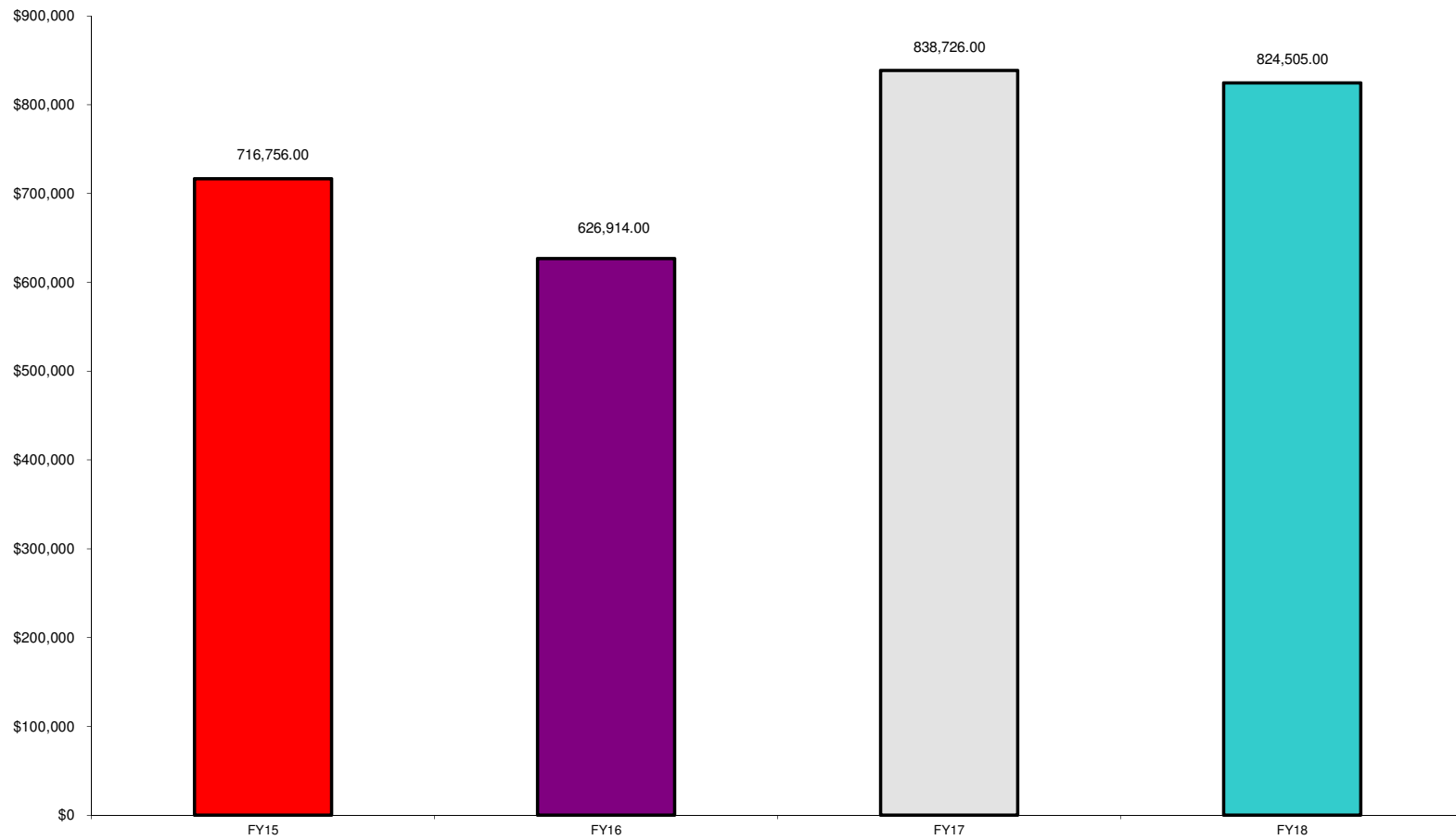
% OF SALARIES AND BENEFITS TO EXPENDITURES



Days of Operating Cash



SURPLUS/DEFICIT



**MONTHLY BUDGET VARIANCE
SOUTHEASTERN LOCAL SCHOOLS**

	FTD Budgeted	FTD Actual	Variance	Percentage Variance	MTD Budgeted	MTD Actual	Variance	Percentage Variance
REVENUE								
General Property (Real Estate)	\$991,869	\$1,104,850	\$112,981	11.39%	\$0	\$0	\$0	-
Tangible Personal Property	107,255	119,742	12,487	11.64%	0	0	0	-
Income Tax	343,285	342,461	(824)	-0.24%	0	0	0	-
Unrestricted Grants-In-Aid	1,019,366	1,021,903	2,537	0.25%	335,051	334,298	(753)	-0.22%
Restricted Grants-In-Aid	15,763	15,597	(166)	-1.05%	5,181	5,052	(129)	-2.49%
Restricted Grants-In-Aid - SFSF	0	0	0	-	0	0	0	-
Property Tax Allocation	166,960	181,087	14,127	8.46%	166,960	181,087	14,127	8.46%
All Other Operating Revenue	133,476	175,820	42,344	31.72%	32,216	39,849	7,633	23.69%
TOTAL REVENUE	\$2,777,974	\$2,961,460	\$183,486	6.61%	\$539,408	\$560,286	\$20,878	3.87%
EXPENDITURES								
Salaries & Wages	\$1,235,483	\$1,223,131	\$12,352	-1.00%	\$444,414	\$437,949	\$6,465	-1.45%
Benefits	469,125	455,387	13,738	-2.93%	176,563	179,264	(2,701)	1.53%
Services	266,452	246,109	20,343	-7.63%	85,667	67,965	\$17,702	-20.66%
Supplies	96,423	151,550	(55,127)	57.17%	41,601	13,580	28,021	-67.36%
Equipment	0	21,829	(21,829)	#DIV/0!	0	0	\$0	-
Debt	0	0	0	-	0	0	0	-
Other	54,423	38,949	15,474	-28.43%	7,935	1,120	6,815	-85.89%
TOTAL EXPENSES	\$2,121,906	\$2,136,955	(\$15,049)	0.71%	\$756,180	\$699,878	\$56,302	-7.45%
SURPLUS/DEFICIT	\$656,068	\$824,505	\$168,437	25.67%	(\$216,772)	(\$139,592)	\$77,180	-35.60%
OTHER USES/SOURCES								
Transfers/Advances In	344,367	388,797	44,430	12.90%	0	0	0	-
Transfers/Advances Out	0	0	0	-	0	0	0	-
All Other Financing Sources/(Uses)	90,494	24,756	(65,738)	-72.64%	0	0	\$0	-
NET SOURCES/USES	434,861	413,553	(21,308)	-4.90%	0	0	0	-
BEGINNING CASH	\$6,410,826	\$6,701,477	\$290,651	4.53%	\$7,718,526	\$8,079,127	\$360,601	4.67%
ENDING CASH	\$7,501,755	\$7,939,535	\$437,780	5.84%	\$7,501,754	\$7,939,535	\$437,781	5.84%
ENCUMBRANCES	\$611,878	\$1,183,593	\$571,715	93.44%	\$611,878	\$1,183,593	\$571,715	93.44%
BUDGET RESERVE	\$0	\$0			\$0	\$0		
UNENCUMBERED CASH	\$6,889,877	\$6,755,942	(\$133,935)	-1.94%	\$6,889,876	\$6,755,942	(\$133,934)	-1.94%

**HISTORICAL COMPARISON BY OBJECT
SOUTHEASTERN LOCAL SCHOOLS**

	FY 15 7/14-09/14	FY 16 7/15-09/15	% of Change	FY 17 7/16-09/16	% of Change	FY 18 7/17-09/17	% of Change
REVENUE							
General Property (Real Estate)	\$1,015,188	\$1,073,267	5.72%	\$1,002,646	-6.58%	\$1,104,850	10.19%
Tangible Personal Property	108,434	111,996	3.28%	112,591	0.53%	119,742	6.35%
Income Tax	350,065	301,091	-13.99%	321,427	6.75%	342,461	6.54%
Unrestricted Grants-in-Aid	769,779	821,275	6.69%	1,011,237	23.13%	1,021,903	1.05%
Restricted Grants-in-Aid	116,255	15,959	-86.27%	16,299	2.13%	15,597	-4.31%
Restricted Grants-in-Aid - SFSF	0	0	-	0	-	0	-
Property Tax Allocation	6,432	8,745	35.96%	165,296	1790.18%	181,087	9.55%
All Other Operating Revenue	106,399	128,907	21.15%	156,729	21.58%	175,820	12.18%
TOTAL REVENUE	\$2,472,552	\$2,461,240	-0.46%	\$2,786,225	13.20%	\$2,961,460	6.29%
EXPENDITURES							
Salaries & Wages	994,190	1,080,379	8.67%	1,146,655	6.13%	1,223,131	6.67%
Benefits	390,665	404,822	3.62%	409,840	1.24%	455,387	11.11%
Services	247,035	224,296	-9.20%	263,106	17.30%	246,109	-6.46%
Supplies	80,391	74,532	-7.29%	78,625	5.49%	151,550	92.75%
Equipment	129	7,878	6006.98%	0	-100.00%	21,829	-
Debt	0	0	-	0	-	0	-
Other	43,386	42,419	-2.23%	49,273	16.16%	38,949	-20.95%
TOTAL EXPENDITURES	\$1,755,796	\$1,834,326	4.47%	\$1,947,499	6.17%	\$2,136,955	9.73%
SURPLUS/DEFICIT	716,756	626,914	-12.53%	838,726	33.79%	824,505	-1.70%
OTHER SOURCES/USES							
Advances/Transfers In	242,939	279,051	14.86%	291,995	4.64%	388,797	33.15%
Advances/Transfers Out	0	1,000	-	0	-100.00%	0	-
All Other Financing Sources	1,054	0	-100.00%	142,806	-	24,756	-82.66%
Debt Service	0	0	-	0	-	0	-
NET SOURCES/USES	243,993	278,051	13.96%	434,801	56.37%	413,553	-4.89%
BEGINNING CASH	\$5,516,278	\$5,988,692	8.56%	\$6,590,282	10.05%	\$6,701,477	1.69%
ENDING CASH	\$6,477,027	\$6,893,657	6.43%	\$7,863,809	14.07%	\$7,939,535	0.96%
ENCUMBRANCES	594,056	607,609	2.28%	\$1,094,041	80.06%	\$1,183,593	8.19%
UNENCUMBERED CASH	\$5,882,971	\$6,286,048	6.85%	\$6,769,768	7.70%	\$6,755,942	-0.20%
% of Salaries to Revenue	40.21%	43.90%		41.15%		41.30%	
% of Benefits to Revenue	15.80%	16.45%		14.71%		15.38%	
Total to Revenue	56.01%	60.34%		55.86%		56.68%	
Days of Operating Cash	308.26	315.27		319.80		290.86	

Southeastern Local Schools
Clark County, Ohio

General Fund Financial History/Projection

9/30/2017

Percent of Fiscal Year Complete

25.00%

	2017-18 Projection	2017-18 FYTD Actual	FYTD %
REVENUE			
General Property (Real Estate)	\$2,468,056.00	\$1,104,850.00	44.77%
Tangible Personal Property	\$221,677.00	\$119,742.00	54.02%
Income Tax	\$1,035,187.00	\$342,461.00	33.08%
Unrestricted Grants-in-Aid	\$4,054,055.00	\$1,021,903.00	25.21%
Restricted Grants-in-Aid	\$62,691.00	\$15,597.00	24.88%
Restricted Grants-in-Aid - SFSF	\$0.00	\$0.00	#DIV/0!
Property Tax Allocation	\$386,258.00	\$181,087.00	46.88%
All Other Operating Revenue	\$555,883.00	\$175,820.00	31.63%
TOTAL	\$8,783,807.00	\$2,961,460.00	33.71%
EXPENDITURES			
Salaries & Wages	\$5,206,337.00	\$1,223,131.00	23.49%
Benefits	\$1,918,880.00	\$455,387.00	23.73%
Services	\$1,910,855.00	\$246,109.00	12.88%
Supplies	\$234,167.00	\$151,550.00	64.72%
Equipment	\$18,224.00	\$21,829.00	119.78%
Debt	\$0.00	\$0.00	#DIV/0!
Other	\$179,561.00	\$38,949.00	21.69%
TOTAL	\$9,468,024.00	\$2,136,955.00	22.57%
SURPLUS/(DEFICIT)	(\$684,217.00)	\$824,505.00	

Southeastern Local Schools
Explanation of Checks Over \$5,000

09/01/2017 - 09/30/2017

Check #	Vendor Name	Amount	Explanation
095000	Gordon Food Service	\$7,454.39	Food for Lunchroom
095004	ING Life Insurance	\$15,638.80	Severance payments
095145	Dayton Power & Light	\$6,979.20	Monthly electric
992660	Payroll	\$224,819.42	Payroll for September 5, 2017
992675	Payroll	\$228,176.30	Payroll for September 20, 2017
992677	UHC	\$85,655.37	October Health Insurance Payment
992681	Foundation	\$115,795.48	County Board, STRS/SERS, Community Schools, Open Enrollment, ect...
992685	Security National Bank	\$22,488.55	FY17 SERS surcharge
992686	Security National Bank	\$11,955.22	FY17 SERS Trueup

-- Options Summary --

Output file SM2M.TXT
Print options page? (Y,N) Y
Report heading SM2 September 30, 2017
Fiscal Year 2018
Beginning Month: 09
Ending Month: 09

BAT_SM2M executed by SE_BMCKEE on node MVECA0:: at 2-OCT-2017 19:57:17.31

DATE: 10/02/2017
 TIME: 19:57:17

FORM SM-2
 OHIO DEPARTMENT OF EDUCATION - OFFICE OF SCHOOL MANAGEMENT ASSISTANCE
 ANNUAL SPENDING PLAN (CURRENT OPERATION - GENERAL FUND ONLY - O.R.C. 5705.391)

PAGE: 1

SCHOOL DISTRICT: SOUTHEASTERN LOCAL SCHOOL

IRN # 046276 COUNTY: CLARK
 SM2 September 30, 2017

FISCAL YEAR: 2018 MONTH: 09

	MONTHLY ESTIMATE	MONTHLY ACTUAL	MONTHLY DIFFERENCE	FISCAL YTD ESTIMATE	FISCAL YTD ACTUAL	FISCAL YTD DIFFERENCE
REVENUES						
01.010 General Property (Real Estate)	0	0	0	0	1,104,850	1,104,850
01.020 Tangible Personal Property Tax	0	0	0	0	119,742	119,742
01.030 Income Tax	0	0	0	0	342,461	342,461
01.035 Unrestricted Grants-in-Aid	0	334,298	334,298	0	1,021,903	1,021,903
01.040 Restricted Grants-in-Aid	0	5,052	5,052	0	15,597	15,597
01.045 Restricted Grants-in-Aid - SFSF	0	0	0	0	0	0
01.050 Property Tax Allocation	0	181,087	181,087	0	181,087	181,087
01.060 All Other Operating Revenue	0	39,849	39,849	0	175,820	175,820
01.070 Total Revenue	0	560,286	560,286	0	2,961,460	2,961,460
OTHER FINANCING SOURCES						
02.010 Proceeds from Sale of Notes	0	0	0	0	0	0
02.020 State Emergency Loans & Advancements (Approved)	0	0	0	0	0	0
02.040 Operating Transfers-In	0	0	0	0	0	0
02.050 Advances-In	0	0	0	0	388,797	388,797
02.060 All Other Financing Sources	0	0	0	0	24,756	24,756
02.070 Total Other Financing Sources	0	0	0	0	413,553	413,553
02.080 Total Revenues and Other Financing Sources	0	560,286	560,286	0	3,375,013	3,375,013
EXPENDITURES						
03.010 Personal Services	0	437,949	437,949	0	1,223,131	1,223,131
03.020 Employees' Retirement/Insurance Benefits	0	179,264	179,264	0	455,387	455,387
03.030 Purchased Services	0	67,965	67,965	0	246,109	246,109
03.040 Supplies and Materials	0	13,580	13,580	0	151,550	151,550
03.050 Capital Outlay	0	0	0	0	21,829	21,829
03.060 Intergovernmental	0	0	0	0	0	0
04.010 Debt Service: All Principal (Historical)	0	0	0	0	0	0
04.020 Debt Service: Principal - Notes	0	0	0	0	0	0
04.030 Debt Service: Principal - State Loans	0	0	0	0	0	0
04.040 Debt Service: Principal - State Advancements	0	0	0	0	0	0
04.050 Debt Service: Principal - HB 264 Loans	0	0	0	0	0	0
04.055 Debt Service: Principal - Other	0	0	0	0	0	0
04.060 Debt Service: Interest and Fiscal Charges	0	0	0	0	0	0
04.300 Other Objects	0	1,120	1,120	0	38,949	38,949
04.500 Total Expenditures	0	699,878	699,878	0	2,136,955	2,136,955
OTHER FINANCING USES						
05.010 Operating Transfers - Out	0	0	0	0	0	0
05.020 Advances - Out	0	0	0	0	0	0
05.030 All Other Financing Uses	0	0	0	0	0	0
05.040 Total Other Financing Uses	0	0	0	0	0	0
05.050 Total Expenditure and Other Financing Uses	0	699,878	699,878	0	2,136,955	2,136,955
06.010 Excess Rev & Oth Financing Sources over(under) Exp &	0	139,592-	139,592-	0	1,238,058	1,238,058
07.010 Beginning Cash Balance	0	8,079,127	8,079,127	0	6,701,477	6,701,477
07.020 Ending Cash Balance	0	7,939,535	7,939,535	0	7,939,535	7,939,535
08.010 Outstanding Encumbrances	0	1,183,593	1,183,593	0	1,183,593	1,183,593

-- Options Summary --

Summary or Detail Report? (S,D) D
Output file: FINSUMM.TXT
Type: CSV
Print options page? (Y,N) Y
Generate FINDET report for comparison? (Y,N) Y
Sort options: FS
Include future encumbrance amounts? (Y,N) N
Include accounts with zero amounts? (Y,N) N
Include accounts which are no longer active? (Y,N,I) Y

BAT_FINSUM executed by SE_BMCKEE on node MVECA0:: at 2-OCT-2017 19:34:30.36

Date: 10/02/2017
 Time: 7:34 pm

SOUTHEASTERN LOCAL SCHOOL
 Financial Report by Fund/SCC

Fund #	Fund Description	FYTD Receipts	MTD Expenditures	FYTD Expenditures	Current Fund Balance	Current Encumbrances	Unencumbered Fund Balance	Bank Code
001 0000	CASH CONTROL - GENERAL FUND	3,374,866.24	699,877.69	2,136,953.40	7,836,552.10	1,183,592.83	6,652,959.27	
	6,598,639.26	560,140.81						
001 9018	Chromebook	145.00	0.00	0.00	145.00	0.00	145.00	
	0.00							
001 9412	GENERAL SET ASIDE (5%)	0.00	0.00	0.00	102,837.52	0.00	102,837.52	
	102,837.52							
003 0000	GENERAL INTEREST	28,444.56	0.00	0.00	1,181,388.75	0.00	1,181,388.75	
	1,152,944.19	4,316.19						
003 9001	PERMANENT IMPROVEMENT VOTED	107,302.21	7,826.60	155,653.21	1,095,533.36-	229,674.93	1,325,208.29-	
	1,047,182.36-	13,295.95						
003 9003	AUDITORIUM RENOVATION	0.00	0.00	0.00	848.38	0.00	848.38	
	848.38	0.00						
006 0000	LUNCHROOM CASH CONTROL	24,682.98	31,158.63	414,669.98	390,689.00-	130,427.19	521,116.19-	1
	702.00-	16,883.82						
006 9017	Children's Hunger Alliance	0.00	0.00	0.00	702.00	0.00	702.00	
	702.00	0.00						
018 9081	PRINCIPAL'S SUPPORT - MIAMI VIEW	0.00	151.83	151.83	1,582.92	0.00	1,582.92	1
	1,734.75	0.00						
018 9082	PRINCIPAL'S SUPPORT - HIGH SCHOOL	1,133.83	0.00	13,856.89	12,723.06-	845.51	13,568.57-	1
	0.00	1,127.00						
018 9281	MIDDLE SCHOOL PRINCIPAL'S SUPPORT	255.00	0.00	693.85	4,484.82	4,350.64	134.18	
	4,923.67							
019 9091	MIAMI VIEW WORKROOM/LOUNGE	79.04	0.00	0.00	436.46	0.00	436.46	1
	357.42	0.00						
019 9092	TEACHER'S LOUNGE - HIGH SCHOOL	27.20	0.00	0.00	462.44	56.97	405.47	
	435.24	0.00						
022 9012	Wellness Incentive	0.00	0.00	0.00	8,970.85	0.00	8,970.85	
	8,970.85	0.00						
022 9013	Julia Salyers Memorial Fund	12.00	0.00	0.00	377.00	0.00	377.00	
	365.00	12.00						
022 9014	Jerry South Memorial Fund	0.00	0.00	0.00	397.84	0.00	397.84	
	397.84	0.00						

Date: 10/02/2017
 Time: 7:34 pm

SOUTHEASTERN LOCAL SCHOOL
 Financial Report by Fund/SCC

Fund #	Fund Description	FYTD Receipts	MTD Expenditures	FYTD Expenditures	Current Fund Balance	Current Encumbrances	Unencumbered Fund Balance	Bank Code	
022 9081	PRINCIPAL'S FUND/STAFF RECOGNITION	2,464.67-	51.34	482.29	2,895.62-	949.08	3,844.70-		
022 9082	PRINCIPAL'S FUND/STAFF RECOGNITION	2,660.22	113.55	12.45	1,582.45	47.97	1,143.35		
022 9208	2008 Section 125	7.15	19.02	0.00	0.00	26.17	26.17		
022 9281	PRINCIPAL'S FUND/STAFF RECOGNITION	4,202.16-	0.00	0.00	109.96	4,312.12-	1,318.04	5,630.16-	
027 0000	BWC Distribution Account	62,939.31	3,623.93	10,204.60	2,812.16	2,812.16	70,331.75	15,466.88	54,864.87
200 9000	Washington DC Trip	66.00	0.00	0.00	0.00	66.00	0.00	66.00	
200 9013	Class of 2013	816.46	0.00	0.00	0.00	816.46	0.00	816.46	
200 9014	Class of 2014	250.00	0.00	0.00	0.00	250.00	0.00	250.00	
200 9015	Class of 2015	187.01	0.00	0.00	0.00	187.01	0.00	187.01	
200 9016	Class of 2016	381.97	0.00	0.00	0.00	381.97	0.00	381.97	
200 9017	Class of 2017	41.15	0.00	0.00	222.42	181.27-	75.00	256.27-	
200 9018	Class of 2018	2,388.69	0.00	0.00	0.00	2,388.69	183.93	2,204.76	
200 9019	Class of 2019	641.12-	0.00	0.00	650.00	1,229.79	1,870.91-	0.00	1,870.91-
200 9020	Class of 2020	461.87	0.00	0.00	0.00	461.87	0.00	461.87	
200 9201	FUTURE FARMERS OF AMERICA	2,881.24	807.00	946.00	60.00	270.00	3,557.24	4,242.80	685.56-
200 9202	FAMILIES CAREERS & COMMUNITY LEADERS OF AMERI	3,232.68	722.00	722.00	1,358.50	1,358.50	2,596.18	1,322.46	1,273.72 1

Date: 10/02/2017
 Time: 7:34 pm

SOUTHEASTERN LOCAL SCHOOL
 Financial Report by Fund/SCC

Fund #	Fund Description	FYTD Receipts	MTD Expenditures	FYTD Expenditures	Current Fund Balance	Current Encumbrances	Unencumbered Fund Balance	Bank Code
Begin	Balance	MTD Receipts						
200 9203	FUTURE EDUCATORS OF AMERICA	119.74	0.00	0.00	119.74	0.00	119.74	
200 9205	NATIONAL HONOR SOCIETY	580.44	120.00	385.00	315.44	195.00	120.44	1
200 9206	STUDENT COUNCIL - HI SCHOOL	0.00	0.00	444.00	451.16-	340.87	792.03-	
200 9207	ACHIEVEMENT THRU TEAMWORK	668.01	0.00	0.00	668.01	0.00	668.01	
200 9208	Spanish Club	329.02	0.00	0.00	329.02	0.00	329.02	
200 9210	SPIRIT CLUB	1,708.82	40.00	800.00	2,508.82	12.00	2,496.82	
200 9215	LAND LAB	264.28	0.00	0.00	264.28	0.00	264.28	
200 9216	MIAMI VIEW MIDDLE SCHOOL STUDENT COUNCIL	5,159.81	0.00	0.00	960.54	4,199.27	81.00	4,118.27 1
200 9217	Jr. High Student Council	5,438.17	0.00	0.00	5,438.17	0.00	5,438.17	
200 9222	S.A.D.D. CASH	206.74	0.00	0.00	206.74	0.00	206.74	
200 9225	H2O HELP TO OTHERS	1,060.87	0.00	0.00	1,060.87	0.00	1,060.87	
200 9226	Art Club	1,788.16	0.00	0.00	1,788.16	0.00	1,788.16	
300 0000	STUDENT PARTICIPATION FEES	419.82-	0.00	0.00	419.82-	0.00	419.82-	
300 9302	BAND	9,792.48	0.00	0.00	9,792.48	0.00	9,792.48	
300 9303	CHEERLEADERS - HI SCHOOL	3,839.27	0.00	235.00	8,990.70	4,916.43-	797.85	5,714.28-
300 9304	CHOIR - HI SCHOOL	730.43	0.00	0.00	730.43	0.00	730.43	

Date: 10/02/2017
 Time: 7:34 pm

SOUTHEASTERN LOCAL SCHOOL
 Financial Report by Fund/SCC

Fund #	Fund Description	FYTD Receipts	MTD Expenditures	FYTD Expenditures	Current Fund Balance	Current Encumbrances	Unencumbered Fund Balance	Bank Code
300 9305	DRAMA - HI SCHOOL 9,886.08	0.00	1,379.42	1,570.58	8,315.50	852.26	7,463.24	
300 9306	Bowling Club 3,010.15-	0.00	0.00	0.00	3,010.15-	0.00	3,010.15-	
300 9308	TROJAN TIMES 1.66	0.00	0.00	0.00	1.66	0.00	1.66	
300 9309	YEARBOOK 5,096.11-	450.00	2,615.90	2,615.90	6,987.01-	0.00	6,987.01-	
300 9312	Wrestling Club 321.34-	300.00	0.00	9,000.00	9,021.34-	0.00	9,021.34-	
300 9313	CHEERLEADERS - MIAMI VIEW 879.09	2,210.56	181.50	2,531.50	558.15	0.00	558.15	
300 9320	ATHLETICS - HI SCHOOL 22,340.67	10,570.10	10,528.16	21,747.86	18,739.91	19,721.96	982.05-	1
300 9330	ATHLETICS MIAMI VIEW 214.26	2,035.00	1,137.90	2,339.27	168.99	3,926.75	3,757.76-	1
450 9407	SCHOOLNET 0.01	0.00	0.00	0.00	0.01	0.00	0.01	
459 9903	OHIO READS GRANT 300.00	0.00	0.00	0.00	300.00	0.00	300.00	
459 9905	OHIO READS 2,000.00	0.00	0.00	0.00	2,000.00	0.00	2,000.00	
461 9018	VOC ED ENHANCEMENTS 0.00	0.00	340.96	340.96	340.96-	0.00	340.96-	
499 9014	Early Literacy Grant 7,805.06	0.00	0.00	0.00	7,805.06	0.00	7,805.06	
499 9017	Parent Mentor Services 0.00	0.00	0.00	1,000.00	0.00	0.00	0.00	
499 9018	FY18 Parent Mentor 0.00	0.00	3,000.00	3,000.00	3,000.00-	22,000.00	25,000.00-	
499 9107	Project Lead the Way 0.45	0.00	0.00	0.00	0.45	0.00	0.45	

Date: 10/02/2017
 Time: 7:34 pm

SOUTHEASTERN LOCAL SCHOOL
 Financial Report by Fund/SCC

Fund #	Fund Description	FYTD Receipts	MTD Expenditures	FYTD Expenditures	Current Fund Balance	Current Encumbrances	Unencumbered Fund Balance	Bank Code
499 9900	BUILDING INCENTIVE							
	128.59	0.00	0.00	0.00	128.59	0.00	128.59	
516 9602	TITLE IV-B 2002							
	0.56	0.00	0.00	0.00	0.56	0.00	0.56	
516 9617	IDEA PART B							
	6,790.61	13,352.90	13,352.90	6,171.69-	20,143.51	0.00	0.00	
516 9618	IDEA PART B							
	0.00	0.00	0.00	14,275.27	14,275.27	14,275.27-	0.00	14,275.27-
572 9216	TITLE I							
	0.00	0.00	0.00	0.00	2,676.75	2,676.75-	0.00	2,676.75-
572 9217	TITLE I							
	10,080.63	12,528.51	12,528.51	177.02	22,612.98	3.84-	0.00	3.84-
572 9218	TITLE I							
	0.00	0.00	0.00	11,719.45	11,719.45	11,719.45-	0.00	11,719.45-
573 9302	TITLE VI-INNOVATIVE							
	1.00	0.00	0.00	0.00	1.00	0.00	1.00	
590 9018	IMPROVING TCHR QUALITY							
	0.00	0.00	0.00	3,757.26	3,757.26	3,757.26-	0.00	3,757.26-
599 9017	MISC. FED. GRANT							
	0.00	0.00	0.00	0.00	3,787.00	3,787.00-	0.00	3,787.00-
	GRAND TOTALS:							
	6,977,545.05	642,935.77	3,600,717.64	788,160.30	2,863,952.42	7,714,310.27	1,620,481.92	6,093,828.35

-- Options Summary --

Output file: CHEKPY.TXT
Print options page? (Y,N) Y
Sort options: C
Check types to select. (D,I,M,P,R,T,W): W,P,R,M
Print vendor from PO or check. (P,C): P
Date Selection From: 09/01/2017
To: 09/30/2017
Summary or Detail report? (S,D) S
Single or Double space summary report? (S,D) S
Include or Exclude the following vendors?(I,E) I

BAT_CHEKPY executed by SE_BMCKEE on node MVECA0:: at 2-OCT-2017 19:36:00.95

Date: 10/02/2017
 Time: 7:36 pm

SOUTHEASTERN LOCAL SCHOOL
 SORT BY CHECK NUMBER
 CHECK DATES BETWEEN 09/01/2017 AND 09/30/2017
 WARRANT, REFUND, MEMO, PAYROLL CHECKS

Page: 1
 (CHEKPY)

CHECK	TYPE	DATE	VENDOR	VENDOR	STATUS/DATE	BANK CODE	CHECK AMOUNT
094978	W	09/07/2017	Al Able Pest Doctors	034985	RECONCILED:09/30/2017	(Multi-bank check)	220.00
094979	W	09/07/2017	AbleNet, Inc	035051	RECONCILED:09/30/2017		104.50
094980	W	09/07/2017	Allied 100	034875	RECONCILED:09/30/2017		965.25
094981	W	09/07/2017	American Fidelity Administrive Services, LLC	034825	RECONCILED:09/30/2017		1,200.75
094982	W	09/07/2017	Andrew Lytle	034351	RECONCILED:09/30/2017	1	45.00
094983	W	09/07/2017	ANGI Kaverman	003211	RECONCILED:09/30/2017		180.23
094984	W	09/07/2017	AQUA-FALLS GLACIER MOUNTAIN	030172	RECONCILED:09/30/2017		7.80
094985	W	09/07/2017	AMERITECH	010200	RECONCILED:09/30/2017		152.94
094986	W	09/07/2017	Bob Glaser	033189	RECONCILED:09/30/2017	1	114.00
094987	W	09/07/2017	BOB ROACH	020109	RECONCILED:09/30/2017	1	45.00
094988	W	09/07/2017	Bob White	034940	RECONCILED:09/30/2017	1	30.00
094989	W	09/07/2017	Bruce Cassel	034757		1	200.00
094990	W	09/07/2017	CARDINAL BUS SALES & SERVICE	011859	RECONCILED:09/30/2017		775.11
094991	W	09/07/2017	Cloyce Hartley	035087		1	65.00
094992	W	09/07/2017	COUNTRY MINI MART	030851	RECONCILED:09/30/2017		372.01
094993	W	09/07/2017	DALE COX	003138	RECONCILED:09/30/2017	1	40.00
094994	W	09/07/2017	DARRICK RIGGS	032170	RECONCILED:09/30/2017		237.54
094995	W	09/07/2017	DISTRICT 6 FFA Craig Sammetinger	003764	RECONCILED:09/30/2017		60.00
094996	W	09/07/2017	DON CRAYCRAFT	031962	RECONCILED:09/30/2017	1	114.00
094997	W	09/07/2017	Eric Boone	034666	RECONCILED:09/30/2017	1	50.00
094998	W	09/07/2017	Finley Borland	034823	RECONCILED:09/30/2017	1	65.00
094999	W	09/07/2017	Frederick Newcomb	035085	RECONCILED:09/30/2017	1	80.00
095000	W	09/07/2017	GORDON FOOD SERVICE	014629	RECONCILED:09/30/2017	1	7,454.39
095001	W	09/07/2017	H. W. MANN & SONS	007650	RECONCILED:09/30/2017		378.00
095002	W	09/07/2017	Hershey Creamery Co	035076	RECONCILED:09/30/2017	1	253.92
095003	W	09/07/2017	In A Pinch	034671	RECONCILED:09/30/2017	1	180.00
095004	W	09/07/2017	ING Life Insurance and Annuity Company	033151	RECONCILED:09/30/2017	(Multi-bank check)	15,638.80
095005	W	09/07/2017	ITZCA ZOHAR	031044	RECONCILED:09/30/2017	1	30.00
095006	W	09/07/2017	Jacob Rosales	034805		1	80.00
095007	W	09/07/2017	James Bland	034014	RECONCILED:09/30/2017	1	40.00
095008	W	09/07/2017	Jeffrey Hall	034729	RECONCILED:09/30/2017	1	110.00
095009	W	09/07/2017	Jessica Detty	034642	RECONCILED:09/30/2017		205.68
095010	W	09/07/2017	JIM MCCUTCHEON	031080	RECONCILED:09/30/2017	1	30.00
095011	W	09/07/2017	Jim Rayburn	032774	RECONCILED:09/30/2017	1	85.00
095012	W	09/07/2017	John Christian	034001	RECONCILED:09/30/2017	1	40.00
095013	W	09/07/2017	JOSEPH MOOSBRUGGER	031986	RECONCILED:09/30/2017	1	114.00
095014	W	09/07/2017	Julie Lehman	035079	RECONCILED:09/30/2017	1	114.00
095015	W	09/07/2017	Larry Schieber	032414	RECONCILED:09/30/2017	1	65.00
095016	W	09/07/2017	LINDA CHENEY	002203	RECONCILED:09/30/2017		26.40
095017	W	09/07/2017	LOWE'S LUMBER	007430	RECONCILED:09/30/2017		157.74
095018	W	09/07/2017	MACRAY CO INC.	007480	RECONCILED:09/30/2017		10.00
095019	W	09/07/2017	Markers, Inc.	035083	RECONCILED:09/30/2017	1	373.10
095020	W	09/07/2017	MIKE MCNEIL	004007	RECONCILED:09/30/2017	1	25.00
095021	W	09/07/2017	MILLER'S TEXTILE SERVICES	012700	RECONCILED:09/30/2017		102.01
095022	W	09/07/2017	National Honor Society	033242	RECONCILED:09/30/2017	1	385.00
095023	W	09/07/2017	Nickles Bakery of Ohio	035077	RECONCILED:09/30/2017	1	81.17
095024	W	09/07/2017	Project Lead The Way	033423	RECONCILED:09/30/2017		1.25
095025	W	09/07/2017	QUILL OFFICE SUPPLIES	010750	RECONCILED:09/30/2017		569.12

Date: 10/02/2017
 Time: 7:36 pm

SOUTHEASTERN LOCAL SCHOOL
 SORT BY CHECK NUMBER
 CHECK DATES BETWEEN 09/01/2017 AND 09/30/2017
 WARRANT, REFUND, MEMO, PAYROLL CHECKS

CHECK	TYPE	DATE	VENDOR	VENDOR	STATUS/DATE	BANK CODE	CHECK AMOUNT
095026	W	09/07/2017	Randall Odom	032959	RECONCILED:09/30/2017	1	65.00
095027	W	09/07/2017	REALLY GOOD STUFF	032056	RECONCILED:09/30/2017		317.38
095028	W	09/07/2017	REITER DAIRY	010970	RECONCILED:09/30/2017	1	1,147.48
095029	W	09/07/2017	Richard Allton	034822	RECONCILED:09/30/2017	1	65.00
095030	W	09/07/2017	School Health Corporation	034123	RECONCILED:09/30/2017	1	37.67
095031	W	09/07/2017	SAX,ARTS AND CRAFTS	011524	RECONCILED:09/30/2017		171.26
095032	W	09/07/2017	Scott Lamb	032726	RECONCILED:09/30/2017		27.73
095033	W	09/07/2017	SHERWIN WILLIAMS	002183	RECONCILED:09/30/2017		92.72
095034	W	09/07/2017	SHOEMAKER'S HOME CENTER	011950	RECONCILED:09/30/2017		590.83
095035	W	09/07/2017	STANTON SHEET MUSIC	012750	RECONCILED:09/30/2017		18.71
095036	W	09/07/2017	STAPLES, INC ATTN:GRANT SMITH #115	031888	RECONCILED:09/30/2017		34.14
095037	W	09/07/2017	THYSSENKRUPP ELEVATOR CORP	005544	RECONCILED:09/30/2017		450.00
095038	W	09/07/2017	TONY TAYLOR	030122	RECONCILED:09/30/2017	1	100.00
095039	W	09/07/2017	TotalFunds By Hasler	033712	RECONCILED:09/30/2017		700.00
095040	W	09/07/2017	Treasuer of the State of Ohio Betty Montgomery, Auditor of	032606	RECONCILED:09/30/2017		80.00
095041	W	09/07/2017	TruGreen Commercial Dayton North Branch	034830	RECONCILED:09/30/2017	1	228.00
095042	W	09/07/2017	W. R. HACKETT INC.,	005223	RECONCILED:09/30/2017	1	1,489.91
095043	W	09/07/2017	WILSON PRINTING AND GRAPHICS	031158	RECONCILED:09/30/2017		457.09
095044	W	09/07/2017	Great Clean Fundraiser	036466	RECONCILED:09/30/2017		444.00
095045	W	09/13/2017	OEDSA C/O North Canton City Sc Todd Tolson	000227	RECONCILED:09/30/2017		200.00
095046	W	09/15/2017	7 South Consulting, Inc.	034143			1,170.00
095047	W	09/15/2017	RIDDELL/ALL AMERICAN	031115	RECONCILED:09/30/2017	1	599.44
095048	W	09/15/2017	Allied 100	034875	RECONCILED:09/30/2017		197.10
095049	W	09/15/2017	Anne Wertz	035089			25.00
095050	W	09/15/2017	Arleen Thompson	032918	RECONCILED:09/30/2017	1	60.00
095051	W	09/15/2017	BOB ROACH	020109	RECONCILED:09/30/2017	1	30.00
095052	W	09/15/2017	Branson Yeakley	035090	RECONCILED:09/30/2017	1	114.00
095053	W	09/15/2017	BSN Sports	034171	RECONCILED:09/30/2017	1	2,441.61
095054	W	09/15/2017	Burleson Law Offices, LLC	033353	RECONCILED:09/30/2017		1,640.00
095055	W	09/15/2017	CARDINAL BUS SALES & SERVICE	011859	RECONCILED:09/30/2017		62.40
095056	W	09/15/2017	Centurylink Business Services	031172	RECONCILED:09/30/2017		15.70
095057	W	09/15/2017	City Electric Supply	033985	RECONCILED:09/30/2017		49.35
095058	W	09/15/2017	COMMERCIAL EQUIPMENT	031024	RECONCILED:09/30/2017		1,895.00
095059	W	09/15/2017	COMMUNITY HOSPITAL CENTER FOR OCCUPATIONAL HEALTH	002395	RECONCILED:09/30/2017		90.00
095060	W	09/15/2017	David Kelly	034933	RECONCILED:09/30/2017	1	65.00
095061	W	09/15/2017	David Sollmann	034331	RECONCILED:09/30/2017	1	57.00
095062	W	09/15/2017	Frederick Newcomb	035085	RECONCILED:09/30/2017	1	80.00
095063	W	09/15/2017	GINGER MCKINNEY	032808	RECONCILED:09/30/2017		30.00
095064	W	09/15/2017	GORDON FOOD SERVICE	014629	RECONCILED:09/30/2017	1	3,802.59
095065	W	09/15/2017	Gregory Henning	035091		1	65.00
095066	W	09/15/2017	Habitec Security	032464	RECONCILED:09/30/2017		156.00
095067	W	09/15/2017	Rush Truck Centers Cincinnati Parts	033879	RECONCILED:09/30/2017		264.34
095068	W	09/15/2017	Jacob Rosales	034805		1	80.00
095069	W	09/15/2017	James Bland	034014	RECONCILED:09/30/2017	1	30.00

Date: 10/02/2017
 Time: 7:36 pm

SOUTHEASTERN LOCAL SCHOOL
 SORT BY CHECK NUMBER
 CHECK DATES BETWEEN 09/01/2017 AND 09/30/2017
 WARRANT, REFUND, MEMO, PAYROLL CHECKS

Page: 3
 (CHEKPY)

CHECK	TYPE	DATE	VENDOR	VENDOR	STATUS/DATE	BANK CODE	CHECK AMOUNT
095070	W	09/15/2017	JANTON COMPANY	006405	RECONCILED:09/30/2017		72.06
095071	W	09/15/2017	Jeff Emory	034497	RECONCILED:09/30/2017	1	50.00
095072	W	09/15/2017	JOEL MCCULLA	031457	RECONCILED:09/30/2017	1	30.00
095073	W	09/15/2017	John Purinton	033842		1	50.00
095074	W	09/15/2017	Larry Rogan	033677	RECONCILED:09/30/2017	1	30.00
095075	W	09/15/2017	Laura Fulton	034148	RECONCILED:09/30/2017	1	57.00
095076	W	09/15/2017	MACRAY CO INC.	007480	RECONCILED:09/30/2017	(Multi-bank check)	52.00
095077	W	09/15/2017	Michael McGee	035094	RECONCILED:09/30/2017	1	65.00
095078	W	09/15/2017	Michael Rivera	036469	RECONCILED:09/30/2017	1 (Multi-bank check)	152.19
095079	W	09/15/2017	MILLER'S TEXTILE SERVICES	012700	RECONCILED:09/30/2017		102.07
095080	W	09/15/2017	Nancy Holt	034684	RECONCILED:09/30/2017		1,500.00
095081	W	09/15/2017	NASCO	008682	RECONCILED:09/30/2017		29.60
095082	W	09/15/2017	Nasco Arts & Crafts	033039	RECONCILED:09/30/2017		21.56
095083	W	09/15/2017	Nickles Bakery of Ohio	035077	RECONCILED:09/30/2017	1	33.49
095084	W	09/15/2017	Nicole Delk	034842	RECONCILED:09/30/2017		198.90
095085	W	09/15/2017	OHIO FCCLA	010175	RECONCILED:09/30/2017	1 (Multi-bank check)	780.00
095086	W	09/15/2017	Pat Catan's	034330			98.23
095087	W	09/15/2017	PEPSI COLA CO.	010375	RECONCILED:09/30/2017	1	3,226.73
095088	W	09/15/2017	Quia Subscriptions Dept.	034658	RECONCILED:09/30/2017		49.00
095089	W	09/15/2017	REALLY GOOD STUFF	032056	RECONCILED:09/30/2017		56.93
095090	W	09/15/2017	REITER DAIRY	010970	RECONCILED:09/30/2017	1	729.59
095091	W	09/15/2017	S. Craig This	033921	RECONCILED:09/30/2017	1	114.00
095092	W	09/15/2017	Scholastic Inc.	032833	RECONCILED:09/30/2017		3,729.93
095093	W	09/15/2017	School Health Corporation	034123	RECONCILED:09/30/2017	1	1,608.23
095094	W	09/15/2017	School Outfitters	034307	RECONCILED:09/30/2017		2,317.60
095095	W	09/15/2017	SHOEMAKER'S GROCERY	011900	RECONCILED:09/30/2017		64.83
095096	W	09/15/2017	SHOEMAKER'S HOME CENTER	011950	RECONCILED:09/30/2017		126.93
095097	W	09/15/2017	TIME FOR KIDS	031782			148.50
095098	W	09/15/2017	Timothy Combs Best DJs	035088	RECONCILED:09/30/2017	1	100.00
095099	W	09/15/2017	Tony Demana	035092	RECONCILED:09/30/2017	1	65.00
095100	W	09/15/2017	TRIEC, INC.	020083	RECONCILED:09/30/2017	1	106.75
095101	W	09/15/2017	W. R. HACKETT INC.,	005223	RECONCILED:09/30/2017	1	1,086.59
095102	W	09/15/2017	WILSON PRINTING AND GRAPHICS	031158	RECONCILED:09/30/2017		845.96
095103	W	09/15/2017	Zach Gossett	035093	RECONCILED:09/30/2017	1	65.00
095104	W	09/22/2017	A Dunham	034962		1	60.00
095105	W	09/22/2017	Al Able Pest Doctors	034985	RECONCILED:09/30/2017	(Multi-bank check)	271.00
095106	W	09/22/2017	AED Superstore	034522	RECONCILED:09/30/2017		149.00
095107	W	09/22/2017	ANDERSON'S	000515		1	483.31
095108	W	09/22/2017	ANGI Kaverman	003211	RECONCILED:09/30/2017		37.45
095109	W	09/22/2017	AQUA-FALLS GLACIER MOUNTAIN	030172	RECONCILED:09/30/2017		9.90
095110	W	09/22/2017	BOB POWERS	000057		1	50.00
095111	W	09/22/2017	Brad Oiler	035098		1	30.00
095112	W	09/22/2017	Champion City Photography LLC	034326	RECONCILED:09/30/2017	1	240.00
095113	W	09/22/2017	Charles Smiddy	032681	RECONCILED:09/30/2017	1	35.00
095114	W	09/22/2017	CLASSROOM DIRECT	031777	RECONCILED:09/30/2017		95.32
095115	W	09/22/2017	Clay Ewell Educational Service	033967			295.00
095116	W	09/22/2017	David Pfister	030343		1	50.00
095117	W	09/22/2017	David Yahl	035099	RECONCILED:09/30/2017	1	114.00
095118	W	09/22/2017	Direct Energy Business Marketing, LLC	034790			97.72
095119	W	09/22/2017	Direct Mechanical	034722	RECONCILED:09/30/2017		1,068.00

Date: 10/02/2017
 Time: 7:36 pm

SOUTHEASTERN LOCAL SCHOOL
 SORT BY CHECK NUMBER
 CHECK DATES BETWEEN 09/01/2017 AND 09/30/2017
 WARRANT, REFUND, MEMO, PAYROLL CHECKS

Page: 4
 (CHEKPY)

CHECK	TYPE	DATE	VENDOR	VENDOR	STATUS/DATE	BANK CODE	CHECK AMOUNT
095120	W	09/22/2017	Gary Martin	034514	RECONCILED:09/30/2017	1	30.00
095121	W	09/22/2017	GORDON FOOD SERVICE	014629		1	1,605.26
095122	W	09/22/2017	Greenon Local School District	034028		1	60.00
095123	W	09/22/2017	Harold Harris	033453		1	30.00
095124	W	09/22/2017	Kelly Gootee	034238	RECONCILED:09/30/2017		158.74
095125	W	09/22/2017	Larry Rogan	033677	RECONCILED:09/30/2017	1	35.00
095126	W	09/22/2017	MILLER'S TEXTILE SERVICES	012700	RECONCILED:09/30/2017		82.50
095127	W	09/22/2017	PAXTON COMMUNICATIONS AND ENGINEERING CO	010330			138.74
095128	W	09/22/2017	PREMIER SCHOOL AGENDA	030988	RECONCILED:09/30/2017		634.44
095129	W	09/22/2017	QUILL OFFICE SUPPLIES	010750			306.74
095130	W	09/22/2017	REITER DAIRY	010970	RECONCILED:09/30/2017	1	534.92
095131	W	09/22/2017	Roger Geers	035097		1	30.00
095132	W	09/22/2017	Ryan George	033825		1	30.00
095133	W	09/22/2017	SAMUEL FRENCH, INC.	004575			1,379.42
095134	W	09/22/2017	Shekhar Singh	034818	RECONCILED:09/30/2017	1	30.00
095135	W	09/22/2017	Steve Osterholt	032929		1	114.00
095136	W	09/22/2017	TRIEC, INC.	020083	RECONCILED:09/30/2017		2,295.00
095137	W	09/22/2017	Turner Graphics Corp dba: Logomagnet.com	035086			650.00
095138	W	09/22/2017	WALSWORTH PUBLISHING CO	030081	RECONCILED:09/30/2017		2,615.90
095139	W	09/22/2017	Wendy Fetter, OTA	034992	RECONCILED:09/30/2017	1	151.83
095140	W	09/22/2017	William Nichols	034689	RECONCILED:09/30/2017	1	35.00
095141	W	09/25/2017	Walden Ponds Golf Club	034166	RECONCILED:09/30/2017	1	135.00
095142	W	09/27/2017	Brian Redish	033877		1	80.00
095143	W	09/27/2017	CATHY HOLFINGER	030793			155.07
095144	W	09/27/2017	CLARK COUNTY EDUCATIONAL SERVICE CENTER	002300			192.16
095145	W	09/27/2017	DAYTON POWER AND LIGHT COMPANY	032183			6,979.20
095146	W	09/27/2017	Dwaine Cumberland	035103		1	65.00
095147	W	09/27/2017	Ed Hennigan	033210		1	125.00
095148	W	09/27/2017	JOSEPH G. DUES	003902		1	65.00
095149	W	09/27/2017	Keith Hypes	034007		1	65.00
095150	W	09/27/2017	LOWE'S LUMBER	007430			125.15
095151	W	09/27/2017	Matthew Mitchell	034550		1	80.00
095152	W	09/27/2017	Megan Rains	033514	RECONCILED:09/30/2017		48.27
095153	W	09/27/2017	MILLER'S TEXTILE SERVICES	012700			102.07
095154	W	09/27/2017	Nancy Holt	034684	RECONCILED:09/30/2017		1,500.00
095155	W	09/27/2017	OHSBCA	035104		1	50.00
095156	W	09/27/2017	OSBA	032550			590.00
095157	W	09/27/2017	Pat Catan's	034330			69.98
095158	W	09/27/2017	Perry Gullette	034174		1	65.00
095159	W	09/27/2017	Plattenburg Certified Public Accountants	034165			375.00
095160	W	09/27/2017	Steven Short	033188		1	65.00
095161	W	09/27/2017	Therapy Shoppe	033513			64.74
095162	W	09/27/2017	Time Warner Cable-SWO Division	035001			8.40
095163	W	09/27/2017	TONY TAYLOR	030122		1	60.00
095164	W	09/27/2017	Glenview Golf Course	035105		1	150.00
992660	C	09/05/2017	PAYROLL	900005	RECONCILED:09/30/2017	(Multi-bank check)	224,819.42
992669	M	09/05/2017	PAYROLL	900005		(Multi-bank check)	1,798.55
992670	M	09/05/2017	PAYROLL	900005		(Multi-bank check)	3,008.99

Date: 10/02/2017
 Time: 7:36 pm

SOUTHEASTERN LOCAL SCHOOL
 SORT BY CHECK NUMBER
 CHECK DATES BETWEEN 09/01/2017 AND 09/30/2017
 WARRANT, REFUND, MEMO, PAYROLL CHECKS

Page: 5
 (CHEKPY)

CHECK	TYPE	DATE	VENDOR	VENDOR	STATUS/DATE	BANK CODE	CHECK AMOUNT
992671	M	09/05/2017	RETIREMENT SERS	900002			296.43
992672	M	09/05/2017	RETIREMENT STRS	900001			2,110.15
992673	M	09/01/2017	SECURITY NATIONAL BANK	900042			1,406.08
992674	M	09/01/2017	SECURITY NATIONAL BANK	900042			3,110.92
992675	C	09/20/2017	PAYROLL	900005	RECONCILED:09/30/2017	(Multi-bank check)	228,176.30
992676	M	09/20/2017	PAYROLL	900005		(Multi-bank check)	4,851.07
992677	M	09/26/2017	EPC-Self-Funded Medical Plan	900052		(Multi-bank check)	85,655.37
992678	M	09/26/2017	EPC Dental/Vision Benefit Plan Dental Plan	900053		(Multi-bank check)	4,695.12
992679	M	09/26/2017	EPC-Dental/Vision Benefit Plan Vision Plan	900054		(Multi-bank check)	1,258.00
992680	M	09/26/2017	Sun Life Assurance Company of Canada	900055		(Multi-bank check)	354.00
992681	M	09/29/2017	FOUNDATION	900014		(Multi-bank check)	115,795.48
992682	M	09/01/2017	CORRECTING ENTRY	900038			0.00
992684	M	09/30/2017	SECURITY NATIONAL BANK	900042			100.00
992685	M	09/14/2017	SECURITY NATIONAL BANK	900042		1 (Multi-bank check)	22,488.55
992686	M	09/14/2017	SECURITY NATIONAL BANK	900042		1 (Multi-bank check)	11,955.22
992687	M	09/20/2017	RETIREMENT SERS	900002			296.43
992688	M	09/20/2017	RETIREMENT STRS	900001			2,110.15
V VOIDED CHECKS			0	CHECK TOTALS		0.00	
R RECONCILED CHECKS			141	CHECK TOTALS		530,494.09	
W WARRANT CHECKS			187	CHECK TOTALS		94,422.06	
M MEMO CHECKS			18	CHECK TOTALS		261,290.51	
B REFUND CHECKS			0	CHECK TOTALS		0.00	
I INVESTMENT CHECKS			0	CHECK TOTALS		0.00	
T TRANSFER CHECKS			0	CHECK TOTALS		0.00	
D DISTRIBUTION CHECKS			0	CHECK TOTALS		0.00	
C PAYROLL CHECKS			2	CHECK TOTALS		452,995.72	
MISSING CHECKS			0				
** TOTAL CHECKS (LESS VOIDED)			207	** TOTAL NET		808,708.29	
*** TOTAL CHECKS WRITTEN			207	*** GRAND TOTALS		808,708.29	