

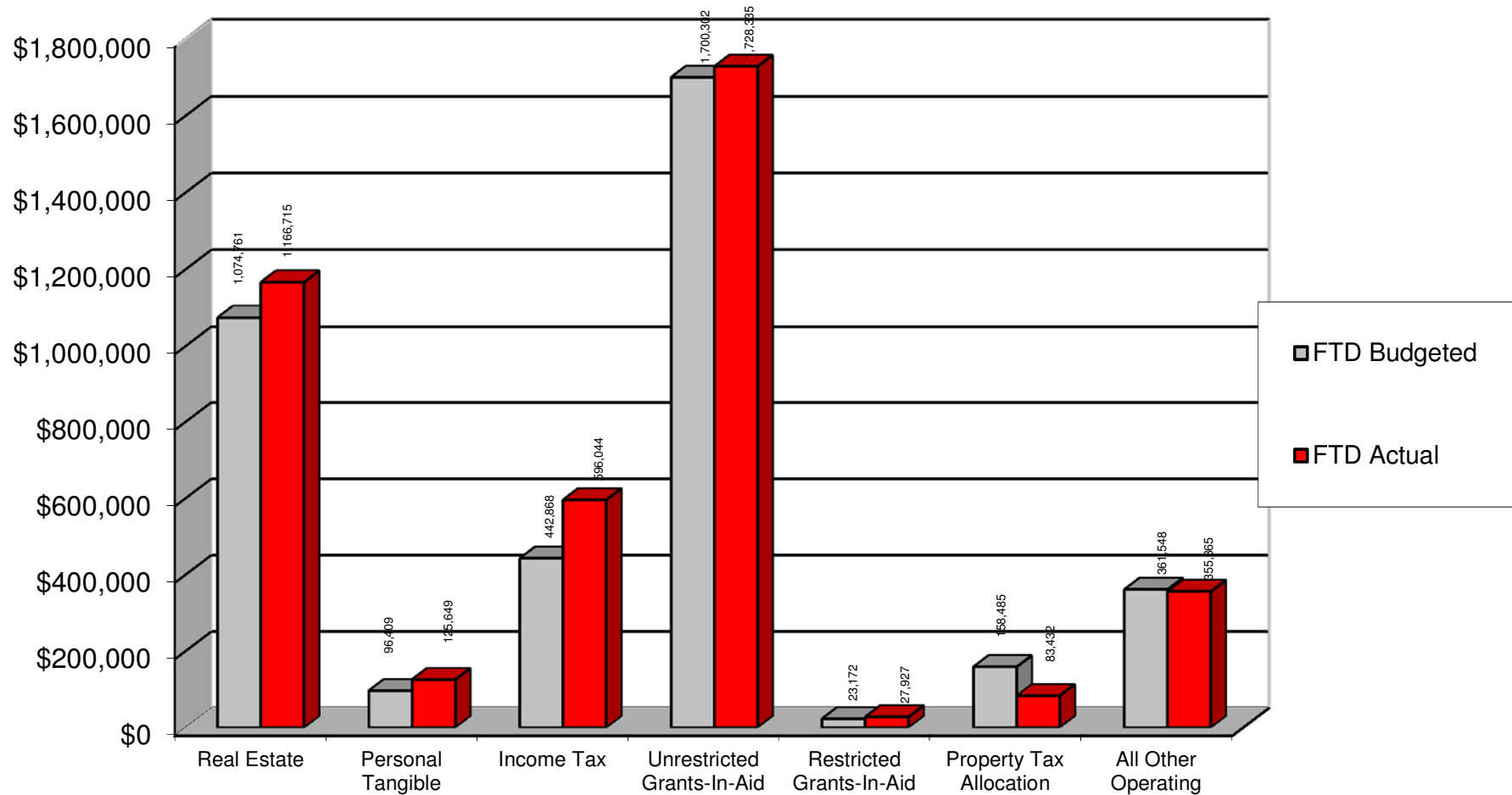
SOUTHEASTERN LOCAL SCHOOL DISTRICT

FINANCIAL REPORT

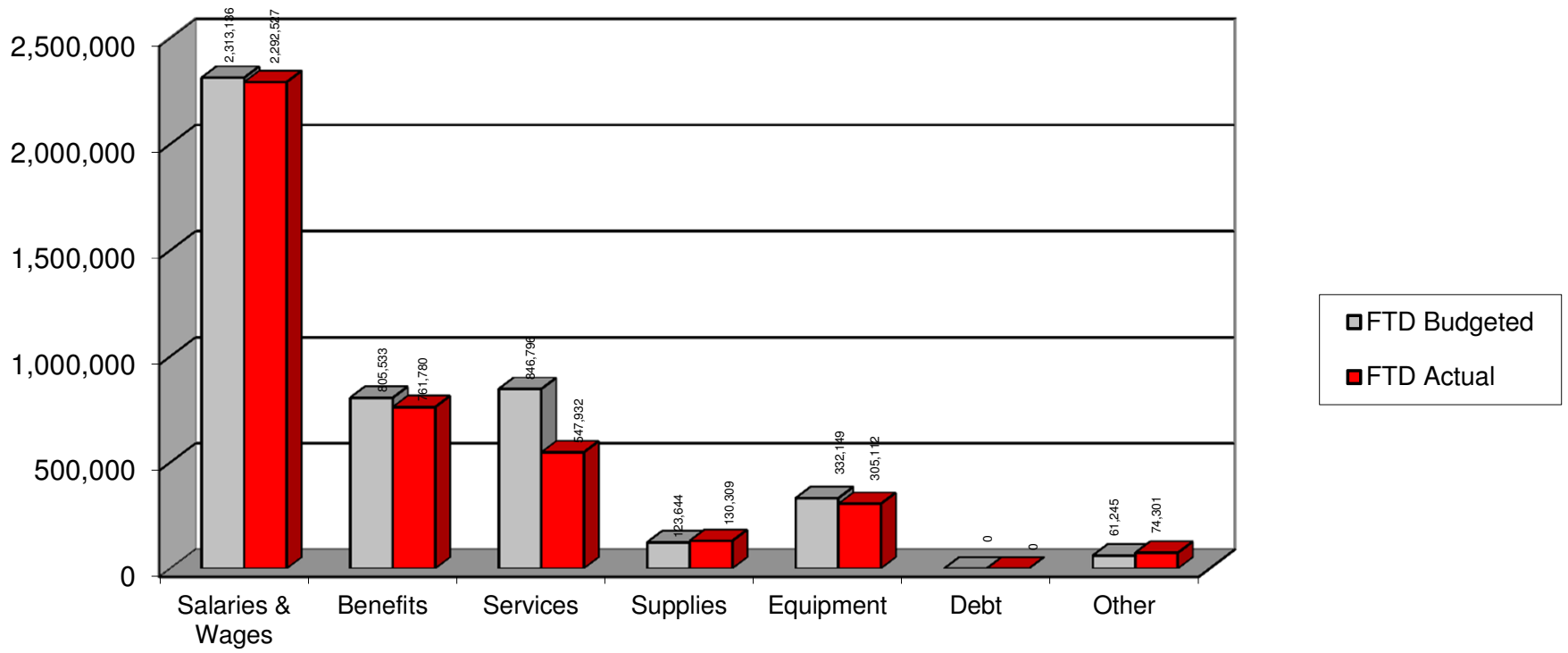
11/30/2018



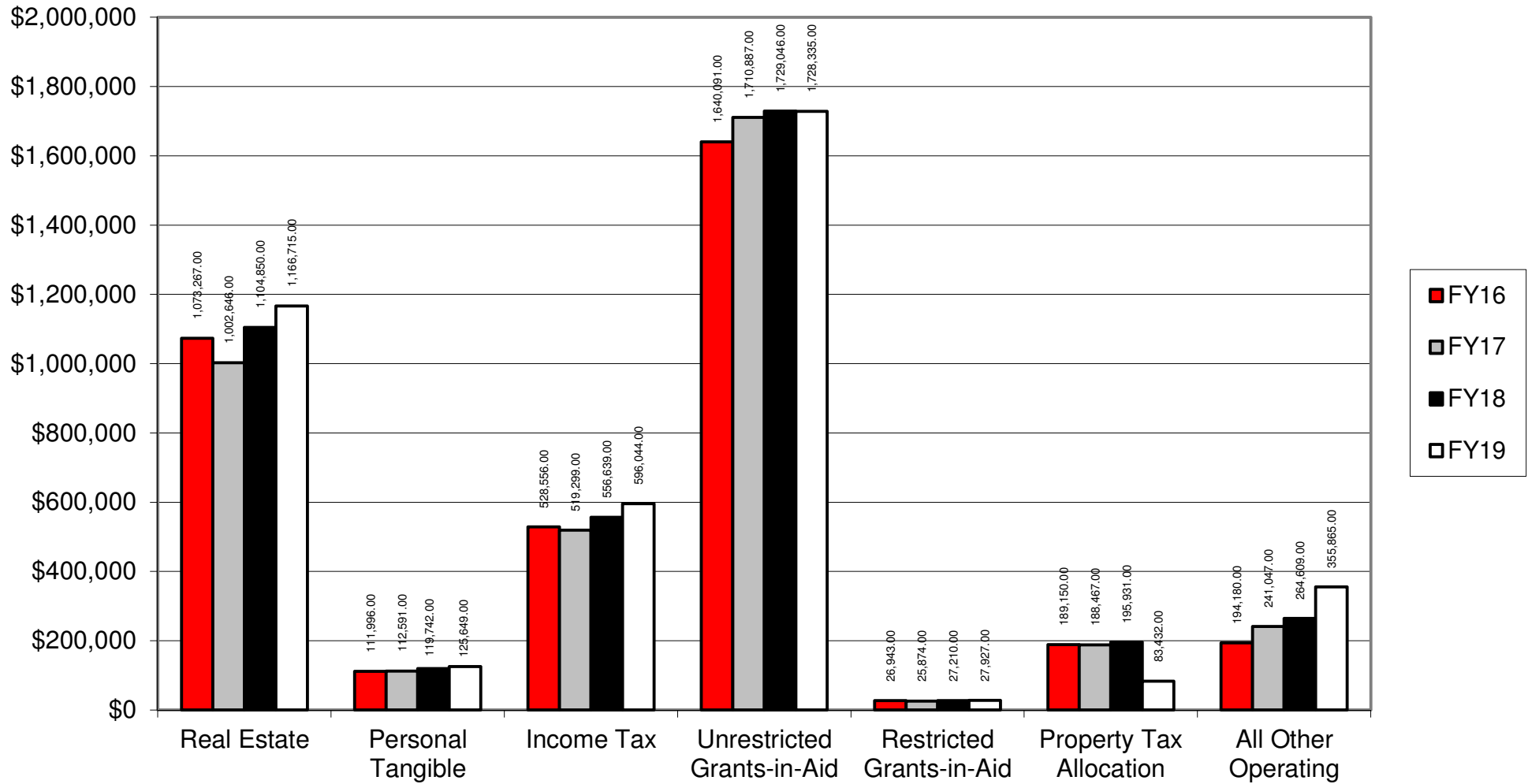
FTD BUDGETED vs. FTD ACTUAL



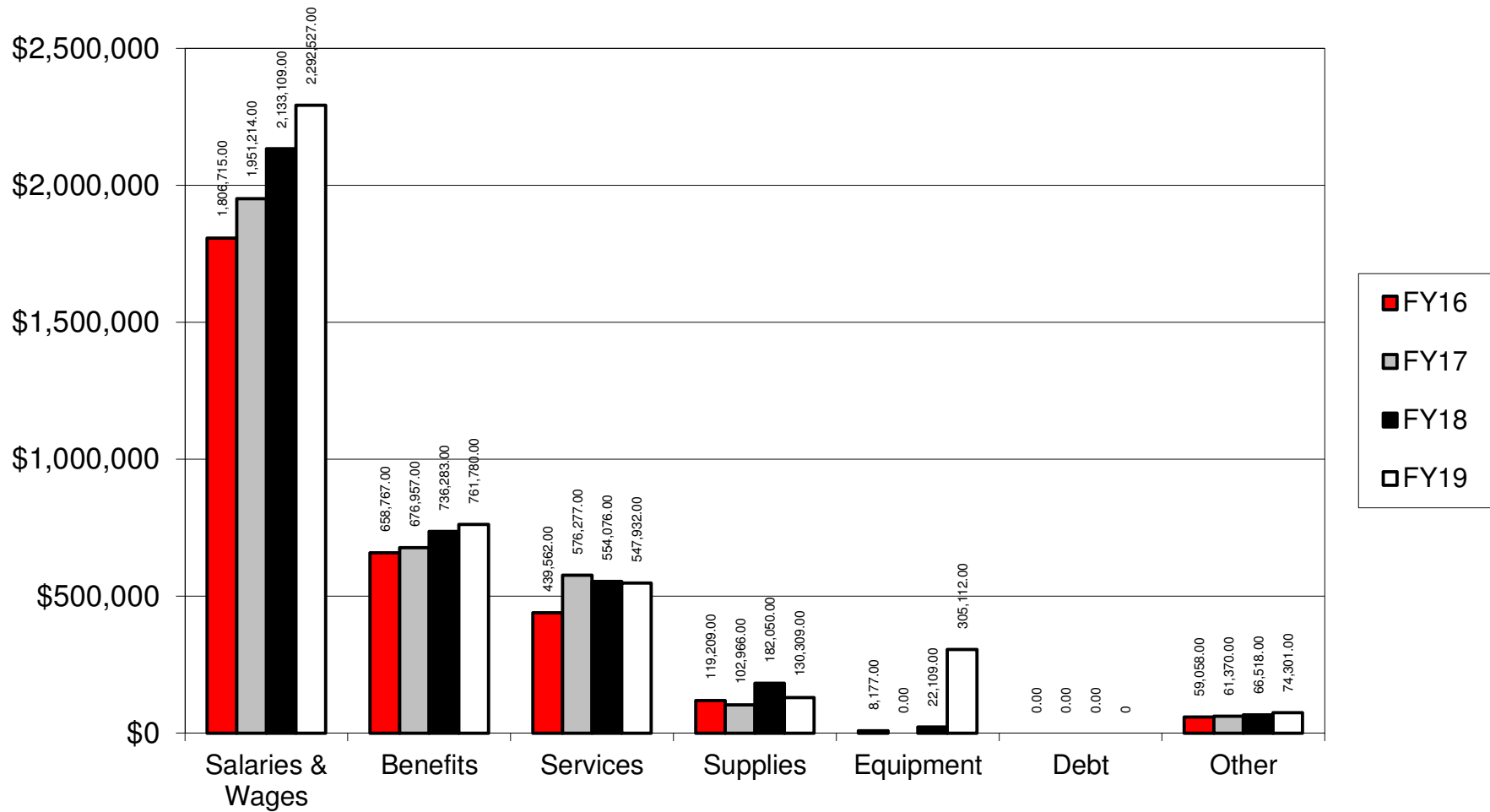
FTD BUDGETED vs. FTD ACTUAL



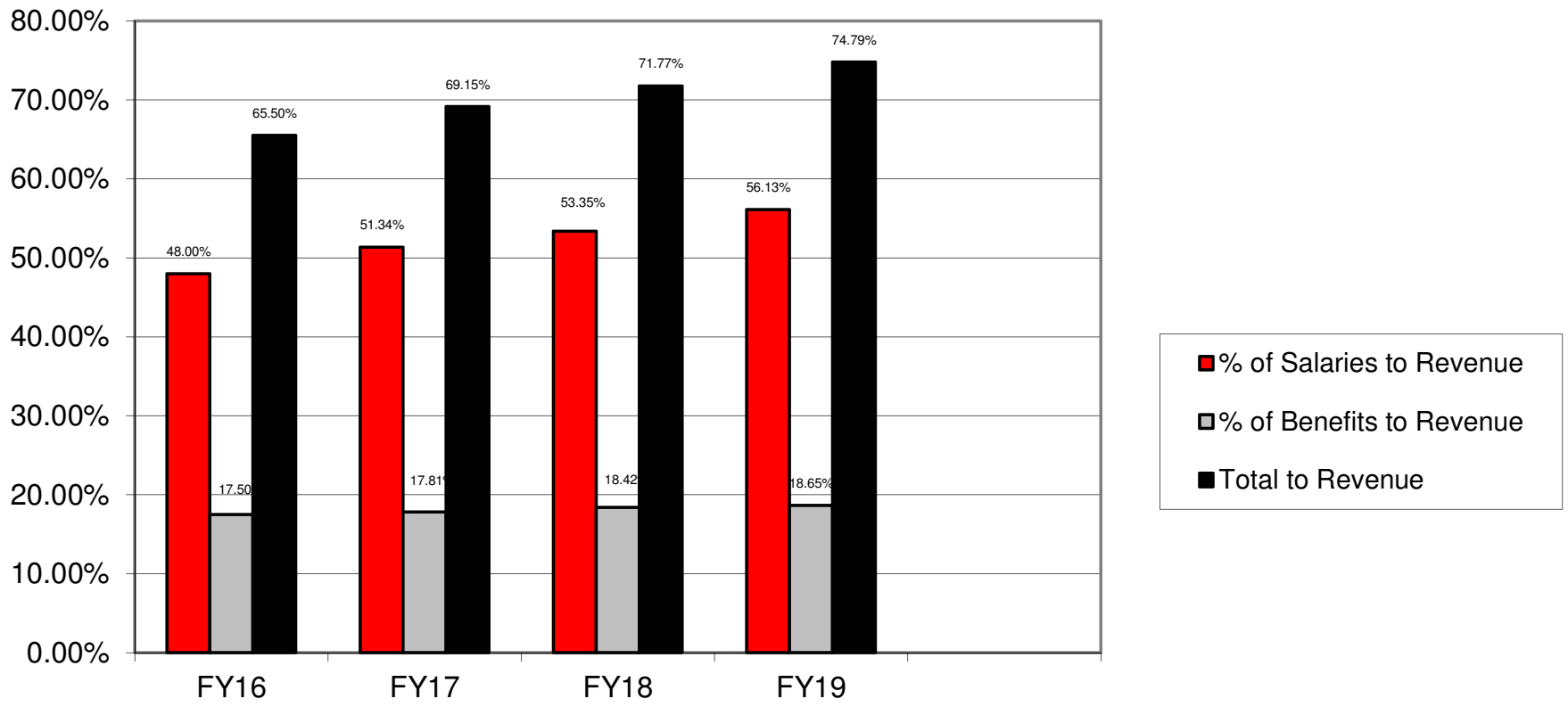
HISTORICAL REVENUE



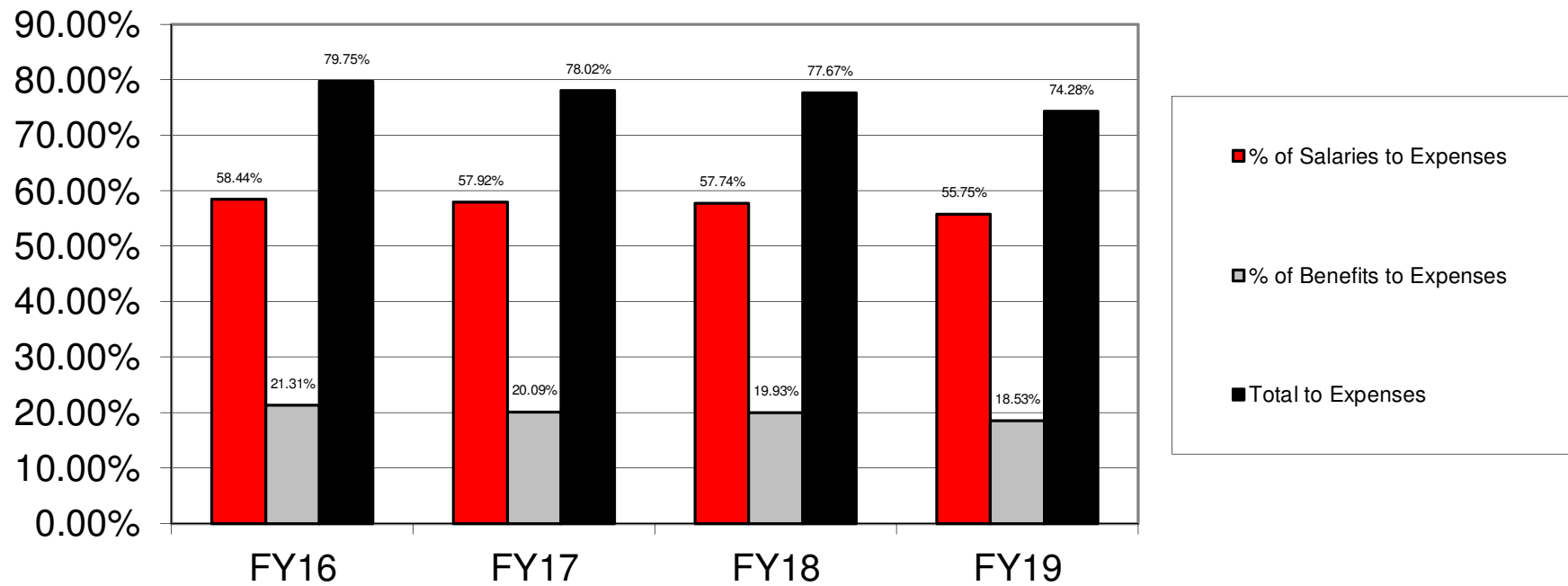
HISTORICAL EXPENDITURES



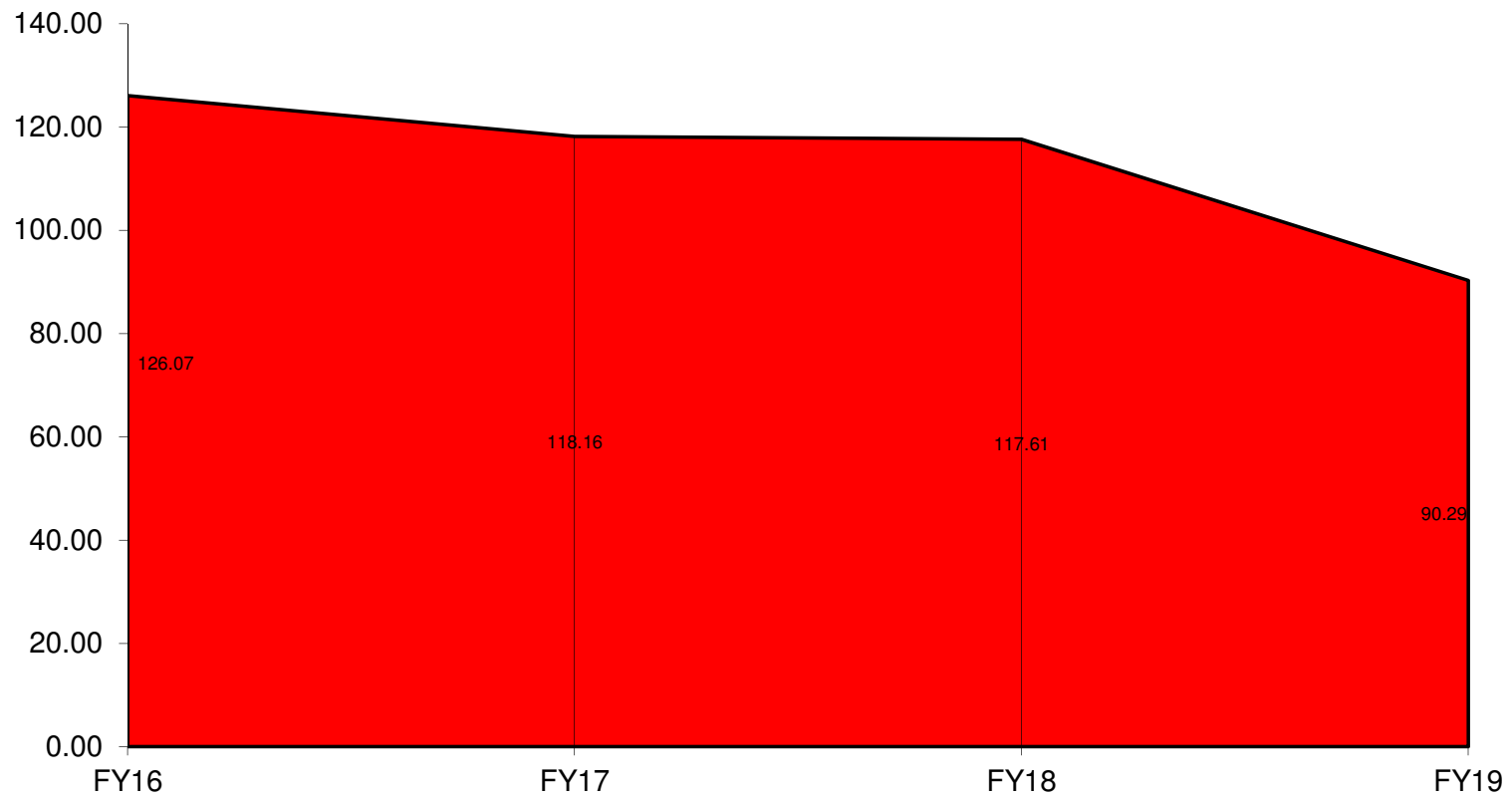
% OF SALARIES AND BENEFITS TO REVENUE



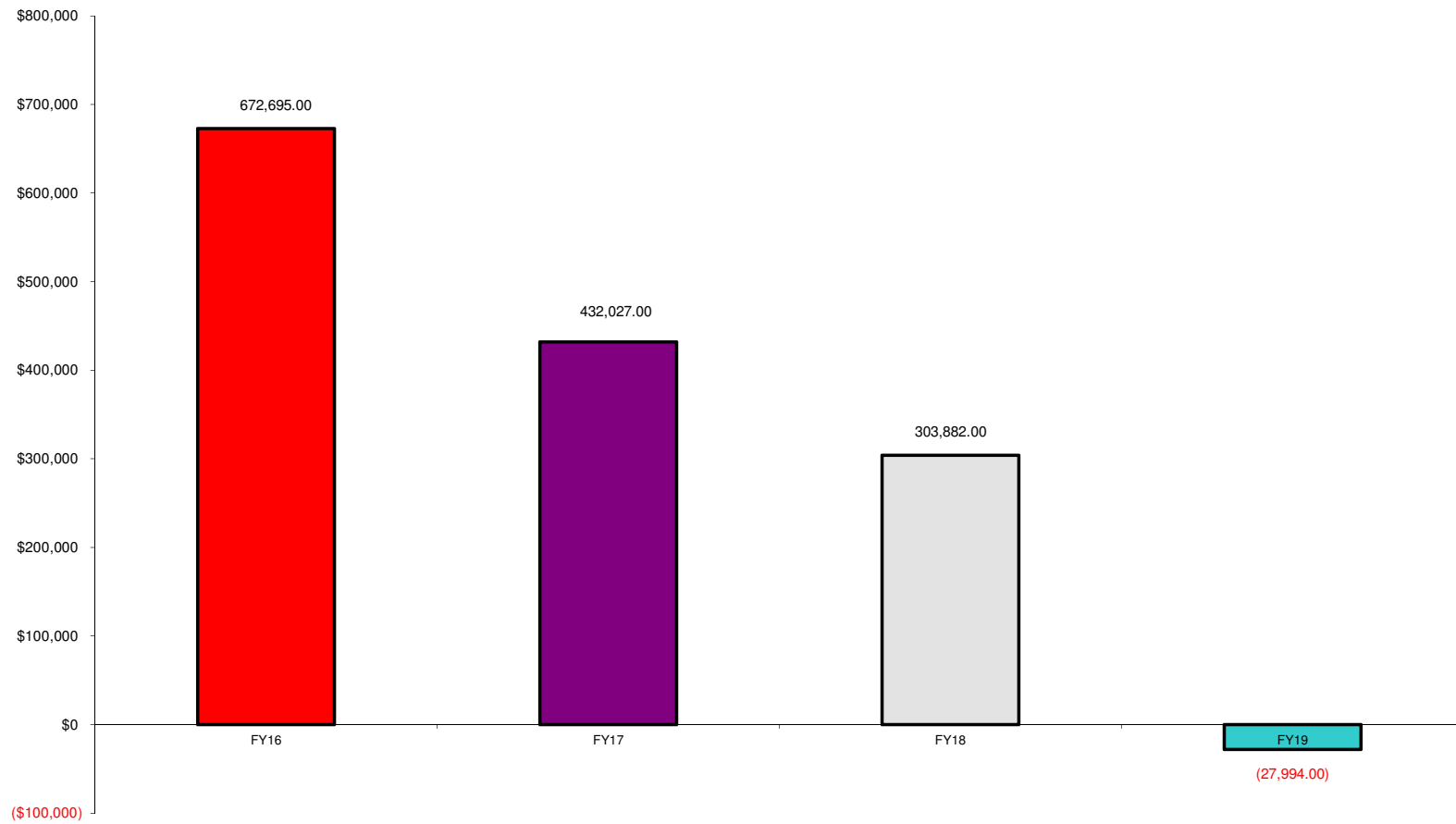
% OF SALARIES AND BENEFITS TO EXPENDITURES



Days of Operating Cash



SURPLUS/DEFICIT



**MONTHLY BUDGET VARIANCE
SOUTHEASTERN LOCAL SCHOOLS**

	FTD Budgeted	FTD Actual	Variance	Percentage Variance	MTD Budgeted	MTD Actual	Variance	Percentage Variance
REVENUE								
General Property (Real Estate)	\$1,074,761	\$1,166,715	\$91,954	8.56%	\$0	\$0	\$0	-
Tangible Personal Property	96,409	125,649	29,240	30.33%	\$0	0	0	-
Income Tax	442,868	596,044	153,176	34.59%	\$0	0	0	-
Unrestricted Grants-In-Aid	1,700,302	1,728,335	28,033	1.65%	\$340,033	330,329	(9,704)	-2.85%
Restricted Grants-In-Aid	23,172	27,927	4,755	20.52%	\$4,634	5,626	992	21.41%
Restricted Grants-In-Aid - SFSF	0	0	0	-	\$0	0	0	-
Property Tax Allocation	158,485	83,432	(75,053)	-47.36%	\$31,695	11,632	(20,063)	-63.30%
All Other Operating Revenue	361,548	355,865	(5,683)	-1.57%	72,304	114,155	41,851	57.88%
TOTAL REVENUE	\$3,857,544	\$4,083,967	\$226,423	5.87%	\$448,665	\$461,742	\$13,077	2.91%
EXPENDITURES								
Salaries & Wages	\$2,313,136	\$2,292,527	\$20,609	-0.89%	\$462,590	\$502,091	(\$39,501)	8.54%
Benefits	\$805,533	\$761,780	43,753	-5.43%	161,094	144,472	16,622	-10.32%
Services	\$846,796	\$547,932	298,864	-35.29%	169,346	63,356	\$105,990	-62.59%
Supplies	\$123,644	\$130,309	(6,665)	5.39%	24,727	13,457	11,270	-45.58%
Equipment	\$332,149	\$305,112	27,037	-8.14%	66,424	204,118	(\$137,694)	207.29%
Debt	\$0	\$0	0	-	0	0	0	-
Other	\$61,245	\$74,301	(13,056)	21.32%	12,248	3,786	8,462	-69.09%
TOTAL EXPENSES	\$4,482,502	\$4,111,961	\$370,541	-8.27%	\$896,429	\$931,280	(\$34,851)	3.89%
SURPLUS/DEFICIT	(\$624,958)	(\$27,994)	\$596,964	-95.52%	(\$447,763)	(\$469,538)	(\$21,775)	4.86%
OTHER USES/SOURCES								
Transfers/Advances In	400,461	399,536	(925)	-0.23%	0	0	0	-
Transfers/Advances Out	0	0	0	-	0	0	0	-
All Other Financing Sources/(Uses)	17,380	22,968	5,588	32.15%	664	1,437	(\$773)	116.42%
NET SOURCES/USES	417,841	422,504	4,663	1.12%	664	1,437	(773)	116.42%
BEGINNING CASH	\$6,792,758	\$6,792,753	(\$5)	0.00%	\$7,452,866	\$7,852,389	\$399,523	5.36%
ENDING CASH	\$6,585,641	\$7,187,263	\$601,622	9.14%	\$7,005,767	\$7,384,288	\$378,521	5.40%
ENCUMBRANCES	\$629,139	\$1,363,823	\$734,684	116.78%	\$629,139	\$1,307,559	\$678,420	107.83%
BUDGET RESERVE	\$0	\$0			\$0	\$0		
UNENCUMBERED CASH	\$5,956,502	\$5,823,440	(\$133,062)	-2.23%	\$6,376,628	\$6,076,729	(\$299,899)	-4.70%

**HISTORICAL COMPARISON BY OBJECT
SOUTHEASTERN LOCAL SCHOOLS**

	FY 16 7/15-10/15	FY 17 7/16-10/16	% of Change	FY 18 7/17-10/17	% of Change	FY 19 7/18-11/18	% of Change
REVENUE							
General Property (Real Estate)	\$1,073,267	\$1,002,646	-6.58%	\$1,104,850	10.19%	\$1,166,715	5.60%
Tangible Personal Property	111,996	112,591	0.53%	119,742	6.35%	125,649	4.93%
Income Tax	528,556	519,299	-1.75%	556,639	7.19%	596,044	7.08%
Unrestricted Grants-in-Aid	1,640,091	1,710,887	4.32%	1,729,046	1.06%	1,728,335	-0.04%
Restricted Grants-in-Aid	26,943	25,874	-3.97%	27,210	5.16%	27,927	2.64%
Restricted Grants-in-Aid - SFSF	0	0	-	0	-	0	-
Property Tax Allocation	189,150	188,467	-0.36%	195,931	3.96%	83,432	-57.42%
All Other Operating Revenue	194,180	241,047	24.14%	264,609	9.77%	355,865	34.49%
TOTAL REVENUE	\$3,764,183	\$3,800,811	0.97%	\$3,998,027	5.19%	\$4,083,967	2.15%
EXPENDITURES							
Salaries & Wages	1,806,715	1,951,214	8.00%	2,133,109	9.32%	2,292,527	7.47%
Benefits	658,767	676,957	2.76%	736,283	8.76%	761,780	3.46%
Services	439,562	576,277	31.10%	554,076	-3.85%	547,932	-1.11%
Supplies	119,209	102,966	-13.63%	182,050	76.81%	130,309	-28.42%
Equipment	8,177	0	-100.00%	22,109	-	305,112	1280.04%
Debt	0	0	-	0	-	0	-
Other	59,058	61,370	3.91%	66,518	8.39%	74,301	11.70%
TOTAL EXPENDITURES	\$3,091,488	\$3,368,784	8.97%	\$3,694,145	9.66%	\$4,111,961	11.31%
SURPLUS/DEFICIT	672,695	432,027	-35.78%	303,882	-29.66%	(27,994)	-109.21%
OTHER SOURCES/USES							
Advances/Transfers In	279,051	291,995	4.64%	388,797	33.15%	399,536	2.76%
Advances/Transfers Out	1,000	0	-100.00%	0	-	0	-
All Other Financing Sources	3,000	142,850	4661.67%	24,756	-82.67%	24,405	-1.42%
Debt Service	0	0	-	0	-	0	-
NET SOURCES/USES	281,051	434,845	54.72%	413,553	-4.90%	423,941	2.51%
BEGINNING CASH	\$5,988,692	\$6,590,282	10.05%	\$6,701,477	1.69%	\$6,792,753	1.36%
ENDING CASH	\$6,942,438	\$7,457,154	7.41%	\$7,418,912	-0.51%	\$7,188,700	-3.10%
ENCUMBRANCES	656,301	1,036,918	57.99%	\$411,645	-60.30%	\$1,200,406	191.61%
UNENCUMBERED CASH	\$6,286,137	\$6,420,236	2.13%	\$7,007,267	9.14%	\$5,988,294	-14.54%
% of Salaries to Revenue	48.00%	51.34%		53.35%		56.13%	
% of Benefits to Revenue	17.50%	17.81%		18.42%		18.65%	
Total to Revenue	65.50%	69.15%		71.77%		74.79%	
Days of Operating Cash	126.07	118.16		117.61		90.29	

Southeastern Local Schools
Clark County, Ohio

General Fund Financial History/Projection

11/30/2018

Percent of Fiscal Year Complete

41.67%

	2018-19 Projection	2018-19 FYTD Actual	FYTD %
REVENUE			
General Property (Real Estate)	\$2,579,219.00	\$1,166,715.00	45.24%
Tangible Personal Property	\$231,362.00	\$125,649.00	54.31%
Income Tax	\$1,062,799.00	\$596,044.00	56.08%
Unrestricted Grants-in-Aid	\$4,080,398.00	\$1,728,335.00	42.36%
Restricted Grants-in-Aid	\$55,608.00	\$27,927.00	50.22%
Restricted Grants-in-Aid - SFSF	\$0.00	\$0.00	#DIV/0!
Property Tax Allocation	\$380,334.00	\$83,432.00	21.94%
All Other Operating Revenue	\$867,645.00	\$355,865.00	41.02%
TOTAL	\$9,257,365.00	\$4,083,967.00	44.12%
EXPENDITURES			
Salaries & Wages	\$5,551,083.00	\$2,292,527.00	41.30%
Benefits	\$1,933,125.00	\$761,780.00	39.41%
Services	\$2,032,147.00	\$547,932.00	26.96%
Supplies	\$296,721.00	\$130,309.00	43.92%
Equipment	\$797,093.00	\$305,112.00	38.28%
Debt	\$0.00	\$0.00	#DIV/0!
Other	\$146,976.00	\$74,301.00	50.55%
TOTAL	\$10,757,145.00	\$4,111,961.00	38.23%
SURPLUS/(DEFICIT)	(\$1,499,780.00)	(\$27,994.00)	

Southeastern Local Schools
Explanation of Checks Over \$5,000

11/01/2018 - 11/30/2018

Check #	Vendor Name	Amount	Explanation
097130	CBTS	\$197,191.62	Rewiring Project for HS and MV
097140	Huntington National Bank	\$73,940.00	Debt Payment
097159	20th Century Tours	\$6,450.00	Washington DC Trip Deposit
996859	Payroll	\$246,082.01	Payroll for November 5th
996869	Payroll	\$283,746.01	Payroll for November 20th
996870	Payroll	\$7,163.33	Medicare
096898	UHC	\$89,839.05	December Health Insurance Payment
996878	Foundation	\$62,312.68	County Board, STRS/SERS, Community Schools, Open Enrollment, ect...
996879	Foundation	\$48,084.00	Board Share STERS

-- Options Summary --

Summary or Detail Report? (S,D) D
Output file: FINSUMM.TXT
Type: CSV
Print options page? (Y,N) Y
Generate FINDET report for comparison? (Y,N) Y
Sort options: FS
Include future encumbrance amounts? (Y,N) N
Include accounts with zero amounts? (Y,N) N
Include accounts which are no longer active? (Y,N,I) Y

BAT_FINSUM executed by SE_BKITCHEN on node MVECA0:: at 11-DEC-2018 07:55:49.22

Date: 12/11/2018
 Time: 7:55 am

SOUTHEASTERN LOCAL SCHOOL
 Financial Report by Fund/SCC

Page: 1
 (FINSUM)

Fund #	Fund Description	FYTD Receipts	MTD Expenditures	FYTD Expenditures	Current Fund Balance	Current Encumbrances	Unencumbered Fund Balance	Bank Code
001 0000	CASH CONTROL - GENERAL FUND	6,690,892.41	11,262.82	4,120,861.90	7,074,251.20	1,198,999.50	5,875,251.70	
001 9010	PEPSI COLA FUND	0.00	0.00	2,361.76	2,361.76-	0.00	2,361.76-	
001 9018	Chromebook	976.64-	0.00	0.00	2,710.36	0.00	2,710.36	
001 9412	GENERAL SET ASIDE (5%)	102,837.52	0.00	0.00	102,837.52	0.00	102,837.52	
003 0000	GENERAL INTEREST	1,248,379.88	0.00	0.00	1,311,224.51	0.00	1,311,224.51	
003 9001	PERMANENT IMPROVEMENT VOTED	1,165,682.77-	296.05	197,626.99	1,131,284.26-	34,915.50	1,166,199.76-	
003 9003	AUDITORIUM RENOVATION	848.38	0.00	0.00	848.38	0.00	848.38	
006 0000	LUNCHROOM CASH CONTROL	0.00	0.00	464,304.32	399,638.18-	117,776.16	517,414.34-	1
018 9081	PRINCIPAL'S SUPPORT - MIAMI VIEW	1,582.92	115.71	369.42	1,213.50	268.58	944.92	1
018 9082	PRINCIPAL'S SUPPORT - HIGH SCHOOL	0.00	0.00	15,463.03	14,461.03-	2,005.65	16,466.68-	1
018 9281	MIDDLE SCHOOL PRINCIPAL'S SUPPORT	3,317.47	0.00	1,982.86	1,645.61	1,316.21	329.40	
019 9091	MIAMI VIEW WORKROOM/LOUNGE	491.25	0.00	0.00	666.65	147.59	519.06	1
019 9092	TEACHER'S LOUNGE - HIGH SCHOOL	401.99	0.00	58.94	426.78	102.99	323.79	
022 9012	Wellness Incentive	8,970.85	0.00	0.00	8,970.85	0.00	8,970.85	
022 9013	Julia Salyers Memorial Fund	377.00	0.00	0.00	402.00	0.00	402.00	
022 9014	Jerry South Memorial Fund	397.84	0.00	0.00	397.84	0.00	397.84	

Date: 12/11/2018
 Time: 7:55 am

SOUTHEASTERN LOCAL SCHOOL
 Financial Report by Fund/SCC

Page: 2
 (FINSUM)

Fund #	Fund Description	FYTD Receipts	MTD Expenditures	FYTD Expenditures	Current Fund Balance	Current Encumbrances	Unencumbered Fund Balance	Bank Code
022 9081	PRINCIPAL'S FUND/STAFF RECOGNITION	3,844.70-	0.00	0.00	3,844.70-	783.75	4,628.45-	
022 9082	PRINCIPAL'S FUND/STAFF RECOGNITION	573.35	0.00	544.17	29.18	877.07	847.89-	
022 9208	2008 Section 125	26.17	0.00	0.00	26.17	0.00	26.17	
022 9281	PRINCIPAL'S FUND/STAFF RECOGNITION	0.00	0.00	7,631.75	7,631.75-	1,223.89	8,855.64-	
027 0000	BWC Distribution Account	67,608.76	19,813.45	0.00	87,422.21	12,648.00	74,774.21	
200 9000	Washington DC Trip	3,346.34	0.00	6,450.00	4,396.34	0.00	4,396.34	
200 9013	Class of 2013	816.46	0.00	0.00	816.46	0.00	816.46	
200 9014	Class of 2014	250.00	0.00	0.00	250.00	0.00	250.00	
200 9015	Class of 2015	187.01	0.00	0.00	187.01	0.00	187.01	
200 9016	Class of 2016	381.97	0.00	0.00	381.97	0.00	381.97	
200 9017	Class of 2017	181.27-	0.00	0.00	181.27-	75.00	256.27-	
200 9018	Class of 2018	1,679.47-	0.00	0.00	1,679.47-	0.00	1,679.47-	
200 9019	Class of 2019	150.85-	0.00	164.96	57.19	0.00	57.19	
200 9020	Class of 2020	571.87	0.00	898.25	849.12	0.00	849.12	
200 9021	Class of 2021	115.00	0.00	0.00	115.00	0.00	115.00	
200 9201	FUTURE FARMERS OF AMERICA	3,593.01	11,797.00	5,081.09	10,308.92	12,068.00	1,759.08-	

Date: 12/11/2018
 Time: 7:55 am

SOUTHEASTERN LOCAL SCHOOL
 Financial Report by Fund/SCC

Page: 3
 (FINSUM)

Fund #	Fund Description	FYTD Receipts	MTD Expenditures	FYTD Expenditures	Current Fund Balance	Current Encumbrances	Unencumbered Fund Balance	Bank Code
200 9202	FAMILIES CAREERS & COMMUNITY LEADERS OF AMERI	2,598.22	70.00	1,776.21	4,230.51	115.94	4,114.57	1
200 9203	FUTURE EDUCATORS OF AMERICA	119.74	0.00	0.00	119.74	0.00	119.74	
200 9205	NATIONAL HONOR SOCIETY	355.44	0.00	385.00	29.56-	385.00	414.56-	1
200 9206	STUDENT COUNCIL - HI SCHOOL	3,642.03-	0.00	0.00	0.00	0.00	0.00	
200 9207	ACHIEVEMENT THRU TEAMWORK	668.01	0.00	0.00	668.01	0.00	668.01	
200 9208	Spanish Club	329.02	0.00	0.00	329.02	22.11	306.91	
200 9209	E3 (Encourage, Empower, Educate) Committee	2,511.20	0.00	849.25	4,161.95	0.00	4,161.95	
200 9210	SPIRIT CLUB	4,166.82	0.00	3,942.03	289.79	50.00	239.79	
200 9215	LAND LAB	264.28	0.00	0.00	264.28	0.00	264.28	
200 9216	MIAMI VIEW MIDDLE SCHOOL STUDENT COUNCIL	4,170.61	0.00	0.00	4,502.53	0.00	4,502.53	1
200 9217	Jr. High Student Council	5,143.24	0.00	832.94	4,452.30	0.00	4,452.30	
200 9222	S.A.D.D. CASH	206.74	0.00	0.00	206.74	0.00	206.74	
200 9225	H20 HELP TO OTHERS	1,096.82	0.00	0.00	1,096.82	0.00	1,096.82	
200 9226	Art Club	1,868.58	0.00	0.00	1,868.58	250.00	1,618.58	
300 9302	BAND	9,707.48	0.00	0.00	9,707.48	0.00	9,707.48	
300 9303	CHEERLEADERS - HI SCHOOL	419.53-	0.00	9,229.00	4,680.53-	970.00	5,650.53-	

Date: 12/11/2018
 Time: 7:55 am

SOUTHEASTERN LOCAL SCHOOL
 Financial Report by Fund/SCC

Page: 4
 (FINSUM)

Fund #	Fund Description	FYTD Receipts	MTD Expenditures	FYTD Expenditures	Current Fund Balance	Current Encumbrances	Unencumbered Fund Balance	Bank Code
300 9304	CHOIR - HI SCHOOL 755.43	0.00	0.00	0.00	755.43	0.00	755.43	
300 9305	DRAMA - HI SCHOOL 10,292.93	0.00	0.00	498.18	9,794.75	2,749.85	7,044.90	
300 9306	Bowling Club 5,265.15-	0.00	550.00	404.00	5,119.15-	717.00	5,836.15-	
300 9308	TROJAN TIMES 1.66	0.00	0.00	0.00	1.66	0.00	1.66	
300 9309	YEARBOOK 4,970.05-	0.00	840.00	0.00	4,130.05-	0.00	4,130.05-	
300 9312	Wrestling Club 8,406.34-	0.00	0.00	743.86	9,150.20-	2,585.30	11,735.50-	
300 9313	CHEERLEADERS - MIAMI VIEW 1,580.78	0.00	2,437.88	6,724.15	2,705.49-	0.00	2,705.49-	
300 9320	ATHLETICS - HI SCHOOL 873.97	0.00	28,311.05	1,055.00	19,859.37	13,013.59	3,687.94-	1
300 9330	ATHLETICS MIAMI VIEW 1,041.48	0.00	3,132.00	4,866.42	692.94-	2,021.98	2,714.92-	1
450 9407	SCHOOLNET 0.01	0.00	0.00	0.00	0.01	0.00	0.01	
451 9019	ITO 0.00	0.00	2,700.00	0.00	2,700.00	0.00	2,700.00	
459 9903	OHIO READS GRANT 300.00	0.00	0.00	0.00	300.00	0.00	300.00	
459 9905	OHIO READS 2,000.00	0.00	0.00	0.00	2,000.00	0.00	2,000.00	
461 9019	5th Qrt Grant 0.00	0.00	0.00	401.74	401.74-	0.00	401.74-	
499 9014	Early Literacy Grant 7,805.06	0.00	0.00	0.00	7,805.06	0.00	7,805.06	
499 9019	SCHOOL SAFETY 0.00	0.00	4,084.95	0.00	4,084.95	0.00	4,084.95	

Date: 12/11/2018
 Time: 7:55 am

SOUTHEASTERN LOCAL SCHOOL
 Financial Report by Fund/SCC

Page: 5
 (FINSUM)

Fund #	Fund Description	FYTD Receipts	MTD Expenditures	FYTD Expenditures	Current Fund Balance	Current Encumbrances	Unencumbered Fund Balance	Bank Code
499 9107	Project Lead the Way 0.45	0.00	0.00	0.00	0.45	0.00	0.45	
499 9118	Strategies "Secondary Transition" 459.00	0.00	0.00	459.00	0.00	0.00	0.00	
499 9900	BUILDING INCENTIVE 128.59	0.00	0.00	0.00	128.59	0.00	128.59	
516 9602	TITLE IV-B 2002 0.56	0.00	0.00	0.00	0.56	0.00	0.56	
516 9618	IDEA PART B 0.00	13,005.98	0.00	14,405.30	1,399.32-	0.00	1,399.32-	
516 9619	IDEA 0.00	0.00	0.00	35,246.48	35,246.48-	0.00	35,246.48-	
572 9217	TITLE I 0.00	0.00	0.00	3,853.52	3,853.52-	0.00	3,853.52-	
572 9218	TITLE I 3,034.60	0.00	0.00	35,294.77	32,260.17-	0.00	32,260.17-	
572 9219	Title I 0.00	21,683.97	0.00	26,356.20	4,672.23-	0.00	4,672.23-	
573 9302	TITLE VI-INNOVATIVE 1.00	0.00	0.00	0.00	1.00	0.00	1.00	
590 9019	Improving Teacher Quality 0.00	0.00	0.00	12,398.19	12,398.19-	0.00	12,398.19-	
599 9018	Title IV-A Student Support & Academic Enrichm 19.08	0.00	0.00	0.00	19.08	0.00	19.08	
GRAND TOTALS:								
	7,002,249.45	0.00	5,001,503.32	13,943.18	5,002,325.05	7,001,427.72	1,406,088.66	5,595,339.06

-- Options Summary --

Output file: CHEKPY.TXT
Print options page? (Y,N) Y
Sort options: C
Sub-total by vendor (Y,N): N
Print missing check numbers. (Y,N): N
Print vendor from PO or check. (P,C): P
Date Selection From: 11/01/2018
To: 11/30/2018
Summary or Detail report? (S,D) S
Single or Double space summary report? (S,D) S
Include or Exclude the following vendors?(I,E) I

BAT_CHEKPY executed by SE_BKITCHEN on node MVECA0:: at 11-DEC-2018 13:26:57.51

Date: 12/11/2018
 Time: 1:26 pm

SOUTHEASTERN LOCAL SCHOOL
 SORT BY CHECK NUMBER
 CHECK DATES BETWEEN 11/01/2018 AND 11/30/2018
 ALL CHECKS SELECTED

Page: 1
 (CHEKPY)

CHECK	TYPE	DATE	VENDOR	VENDOR	STATUS/DATE	BANK CODE	CHECK AMOUNT
096947	W	10/17/2018	Healy Awards Inc	034602	VOID: 11/07/2018	1	512.87
096987	W	10/26/2018	KINCAIDS	006764	VOID: 11/29/2018		1,431.62
096996	W	10/26/2018	PCMG, Inc.	030141	VOID: 11/07/2018		832.26
097013	W	11/06/2018	Al Able Pest Doctors	034985	RECONCILED:11/28/2018	(Multi-bank check)	55.00
097014	W	11/06/2018	CARDINAL BUS SALES & SERVICE	011859	RECONCILED:11/28/2018		425.33
097015	W	11/06/2018	CHILLICOTHE STREET PIZZA	032228	RECONCILED:11/28/2018		206.09
097016	W	11/06/2018	DARRICK RIGGS	032170	RECONCILED:11/28/2018		149.37
097017	W	11/06/2018	Dean Foods	010970	RECONCILED:11/28/2018	1	533.32
097018	W	11/06/2018	Delong Heating & Air	033278	RECONCILED:11/28/2018		289.00
097019	W	11/06/2018	GORDON FOOD SERVICE	014629	RECONCILED:11/28/2018	1	4,248.81
097020	W	11/06/2018	James Bland	034014	RECONCILED:11/28/2018	1	65.00
097021	W	11/06/2018	Jim Fox	033863	RECONCILED:11/28/2018	1	65.00
097022	W	11/06/2018	Jordan Riley	880037	RECONCILED:11/28/2018	1	80.00
097023	W	11/06/2018	Kelton Gray	035211	RECONCILED:11/28/2018	1	65.00
097024	W	11/06/2018	Kevin Kelly Seastar Media	035018	RECONCILED:11/28/2018		480.00
097025	W	11/06/2018	KINCAIDS	006764	RECONCILED:11/28/2018		95.00
097026	W	11/06/2018	Levin Porter Associates, Inc	035178	RECONCILED:11/28/2018		4,194.00
097027	W	11/06/2018	MAINE'S COLLISION REPAIR	000013	RECONCILED:11/28/2018		325.00
097028	W	11/06/2018	Mark Miller	880038	RECONCILED:11/28/2018	1	65.00
097029	W	11/06/2018	Matthew Mitchell	034550	RECONCILED:11/28/2018	1	80.00
097030	W	11/06/2018	MILLER'S TEXTILE SERVICES	012700	RECONCILED:11/28/2018	1 (Multi-bank check)	117.31
097031	W	11/06/2018	Nick Banion	034670	RECONCILED:11/30/2018		77.94
097032	W	11/06/2018	Nickles Bakery of Ohio	035077	RECONCILED:11/28/2018	1	15.29
097033	W	11/06/2018	OAESA	010155			270.00
097034	W	11/06/2018	OHIO FFA ASSOCIATION	010152	RECONCILED:11/28/2018		34.00
097035	W	11/06/2018	PEPSI COLA CO.	010375	RECONCILED:11/28/2018	(Multi-bank check)	4,416.08
097036	W	11/06/2018	Playsafer	034365	RECONCILED:11/28/2018		2,050.00
097037	W	11/06/2018	RON FADER	031882	VOID: 11/16/2018	1	100.00
097038	W	11/06/2018	SHOEMAKER'S GROCERY	011900	RECONCILED:11/28/2018	1 (Multi-bank check)	417.66
097039	W	11/06/2018	SHOEMAKER'S HOME CENTER	011950	RECONCILED:11/28/2018		366.56
097040	W	11/06/2018	SPRINGFIELD ART COUNCIL	012557	RECONCILED:11/28/2018	1	595.00
097041	W	11/06/2018	STARR TROPHY AND AWARDS	002199	RECONCILED:11/28/2018		525.50
097042	W	11/06/2018	Storts Sanitation Service LLC Mr. Clean Port-a_Potties	035084	RECONCILED:11/28/2018	1	395.00
097043	W	11/06/2018	TIME FOR KIDS	031782			148.50
097044	W	11/06/2018	Todd Flora	033658	RECONCILED:11/28/2018	1	65.00
097045	W	11/06/2018	W. R. HACKETT INC.,	005223	RECONCILED:11/28/2018	1	920.23
097046	W	11/07/2018	De Lage Landen	034335	RECONCILED:11/28/2018		1,806.00
097047	W	11/07/2018	Global Gov't Eduction Solution Attn: Jack Gephart	004948	RECONCILED:11/28/2018		832.26
097048	W	11/07/2018	Zachary Spina	035212		1	80.00
097049	W	11/09/2018	3rd Day Technology	880008	RECONCILED:11/28/2018	(Multi-bank check)	2,300.50
097050	W	11/09/2018	Above All Glass Shops	035142	RECONCILED:11/28/2018		670.00
097051	W	11/09/2018	AQUA-FALLS GLACIER MOUNTAIN	030172	RECONCILED:11/28/2018		12.00
097052	W	11/09/2018	AT&T	033049	RECONCILED:11/28/2018		90.48
097053	W	11/09/2018	Burleson Law Offices, LLC	033353	RECONCILED:11/28/2018		2,125.98
097054	W	11/09/2018	CARRIE Henry	031811	RECONCILED:11/28/2018		263.78
097055	W	11/09/2018	Casey Wood	880039	RECONCILED:11/28/2018	1	30.00
097056	W	11/09/2018	City Electric Supply	033985	RECONCILED:11/28/2018		125.98

Date: 12/11/2018
 Time: 1:26 pm

SOUTHEASTERN LOCAL SCHOOL
 SORT BY CHECK NUMBER
 CHECK DATES BETWEEN 11/01/2018 AND 11/30/2018
 ALL CHECKS SELECTED

Page: 2
 (CHEKPY)

CHECK	TYPE	DATE	VENDOR	VENDOR	STATUS/DATE	BANK CODE	CHECK AMOUNT
097057	W	11/09/2018	CHUCK MCNIER	008122	RECONCILED:11/28/2018		14.99
097058	W	11/09/2018	CLASSROOM DIRECT	031777	RECONCILED:11/28/2018		126.62
097059	W	11/09/2018	DARRICK RIGGS	032170	RECONCILED:11/28/2018		320.28
097060	W	11/09/2018	Ennis Britton Co., LPA	034718	RECONCILED:11/28/2018		150.00
097061	W	11/09/2018	Farm Science Review	032869	RECONCILED:11/28/2018		147.00
097062	W	11/09/2018	Farmers Equipment Inc	032925	RECONCILED:11/28/2018		84.26
097063	W	11/09/2018	Fisher Auto Parts	035134	RECONCILED:11/28/2018		127.93
097064	W	11/09/2018	Flagway House	030851	RECONCILED:11/28/2018		216.32
097065	W	11/09/2018	Game Time Sports Center ATTN: Accounts Receivable	880029	RECONCILED:11/28/2018	1	300.00
097066	W	11/09/2018	Geer Gas Corporation	010097	RECONCILED:11/28/2018		19.05
097067	W	11/09/2018	Great Lakes Biomedical LTD	034176	RECONCILED:11/28/2018		544.00
097068	W	11/09/2018	H. W. MANN & SONS	007650	RECONCILED:11/28/2018		368.00
097069	W	11/09/2018	Habitec Security	032464	RECONCILED:11/28/2018		315.00
097070	W	11/09/2018	Heather Voshall	880035	RECONCILED:11/28/2018		52.32
097071	W	11/09/2018	B2B Computer Products LLC DBA: ITsavvy	034144	RECONCILED:11/28/2018		57.00
097072	W	11/09/2018	J.W. Pepper-Georgia Distrib.	032676	RECONCILED:11/28/2018		498.49
097073	W	11/09/2018	JANTON COMPANY	006405	RECONCILED:11/28/2018		135.40
097074	W	11/09/2018	KAREN WYATT	031564	RECONCILED:11/28/2018	1	22.15
097075	W	11/09/2018	KINCAIDS	006764	RECONCILED:11/28/2018		119.96
097076	W	11/09/2018	LOCUST HILLS GOLF, INC.	007410	RECONCILED:11/28/2018		1,491.00
097077	W	11/09/2018	LOWE'S LUMBER	007430	RECONCILED:11/28/2018		142.67
097078	W	11/09/2018	MACRAY CO INC.	007480	RECONCILED:11/28/2018		56.00
097079	W	11/09/2018	MADISON/CHAMPAIGN ESC Attn: Scott Howell	002124	RECONCILED:11/28/2018		120.00
097080	W	11/09/2018	Montgomery County ESC	034936	RECONCILED:11/28/2018		170.00
097081	W	11/09/2018	MILLER'S TEXTILE SERVICES	012700	RECONCILED:11/28/2018	1 (Multi-bank check)	221.20
097082	W	11/09/2018	MONTGOMERY CO EDUCATIONAL SERVICE CENTER	008600	RECONCILED:11/28/2018		838.20
097083	W	11/09/2018	MVECA	008305	RECONCILED:11/28/2018		3,375.00
097084	W	11/09/2018	NATIONAL FFA ORGANIZATION	008762	RECONCILED:11/28/2018		132.00
097085	W	11/09/2018	Global Gov't Education Solution Attn: Jack Gephart	004948	RECONCILED:11/28/2018		2,735.30
097086	W	11/09/2018	PREMIER SCHOOL AGENDA	030988	RECONCILED:11/28/2018		1,620.41
097087	W	11/09/2018	QUILL OFFICE SUPPLIES	010750	RECONCILED:11/28/2018		95.46
097088	W	11/09/2018	School Outfitters	034307	RECONCILED:11/28/2018		242.49
097089	W	11/09/2018	SHOEMAKER'S GROCERY	011900	RECONCILED:11/28/2018		270.31
097090	W	11/09/2018	SHOEMAKER'S HOME CENTER	011950	RECONCILED:11/28/2018		166.94
097091	W	11/09/2018	STANTON SHEET MUSIC	012750	RECONCILED:11/28/2018		207.00
097092	W	11/09/2018	TIM BELL	030825	RECONCILED:11/28/2018		341.17
097093	W	11/09/2018	TotalFunds By Hasler	033712	RECONCILED:11/28/2018		1,007.08
097094	W	11/09/2018	Turf Nerd Lawn Care	035111	RECONCILED:11/28/2018	1	328.00
097095	W	11/09/2018	US Awards Inc	034938	RECONCILED:11/28/2018	1	512.87
097096	W	11/09/2018	WILSON PRINTING AND GRAPHICS	031158	RECONCILED:11/28/2018		211.82
097097	W	11/09/2018	Wilson Sims	034696	RECONCILED:11/28/2018	1	30.00
097098	W	11/16/2018	DER DUTCHMAN RESTAURANT	031736	RECONCILED:11/28/2018		898.25
097099	W	11/16/2018	RON FADER	031882	RECONCILED:11/28/2018	1	100.00
097100	W	11/20/2018	Al Able Pest Doctors	034985	RECONCILED:11/28/2018	(Multi-bank check)	55.00
097101	W	11/20/2018	American Fidelity Administrive Services, LLC	034825	RECONCILED:11/28/2018		50.25
097102	W	11/20/2018	ANGI Kaverman	003211	RECONCILED:11/28/2018		105.90

Date: 12/11/2018
 Time: 1:26 pm

SOUTHEASTERN LOCAL SCHOOL
 SORT BY CHECK NUMBER
 CHECK DATES BETWEEN 11/01/2018 AND 11/30/2018
 ALL CHECKS SELECTED

Page: 3
 (CHEKPY)

CHECK	TYPE	DATE	VENDOR	VENDOR	STATUS/DATE	BANK CODE	CHECK AMOUNT
097103	W	11/20/2018	AQUA-FALLS GLACIER MOUNTAIN	030172	RECONCILED:11/28/2018		6.00
097104	W	11/20/2018	BRAD LEMON XXXXXXXXXXXXXXXXXXXX	032088		1	40.00
097105	W	11/20/2018	Chris Saunders	033411		1	40.00
097106	W	11/20/2018	CLARK COUNTY EDUCATIONAL SERVICE CENTER	002300	RECONCILED:11/28/2018		1,075.00
097107	W	11/20/2018	FOLLETT LIBRARY RESOURCES	004489	RECONCILED:11/28/2018		132.99
097108	W	11/20/2018	GORDON FOOD SERVICE	014629	RECONCILED:11/28/2018	1	115.71
097109	W	11/20/2018	In A Pinch	034671	RECONCILED:11/28/2018		805.25
097110	W	11/20/2018	John Christian	034001	RECONCILED:11/28/2018	1	30.00
097111	W	11/20/2018	Jordan Riley	880037		1	80.00
097112	W	11/20/2018	KS StateBank Government Finance Department	035201	RECONCILED:11/28/2018		296.05
097113	W	11/20/2018	MailFinance	033980	RECONCILED:11/28/2018		285.00
097114	W	11/20/2018	Michael Seagraves	035143		1	80.00
097115	W	11/20/2018	MILLER'S TEXTILE SERVICES	012700	RECONCILED:11/28/2018		104.01
097116	W	11/20/2018	MR. HANDY APPLIANCE PARTS CTR, INC	008630	RECONCILED:11/28/2018	1	125.00
097117	W	11/20/2018	Darice Cradfts Pat Catan's	034330			51.25
097118	W	11/20/2018	PATRICK CHIMENTO	002256	RECONCILED:11/28/2018	1	40.00
097119	W	11/20/2018	QUILL OFFICE SUPPLIES	010750	RECONCILED:11/28/2018		135.84
097120	W	11/20/2018	Rebel Athletic Inc.	035195	RECONCILED:11/30/2018		2,801.60
097121	W	11/20/2018	Robert Roach	880022	RECONCILED:11/28/2018	1	40.00
097122	W	11/20/2018	Scholastic Inc.	032833	RECONCILED:11/28/2018		93.39
097123	W	11/20/2018	SHOEMAKER'S GROCERY	011900	RECONCILED:11/28/2018		134.36
097124	W	11/20/2018	STARR TROPHY AND AWARDS	002199	RECONCILED:11/28/2018	1	15.00
097125	W	11/20/2018	Truck Place	034011	RECONCILED:11/30/2018		766.93
097126	W	11/20/2018	TUFFY BROOKS SPTG GOODS	013170	RECONCILED:11/28/2018	1	(Multi-bank check) 1,969.00
097127	W	11/20/2018	William Nichols	034689	RECONCILED:11/28/2018	1	30.00
097128	W	11/28/2018	American Fidelity Administrive Services, LLC	034825			50.25
097129	W	11/28/2018	CARDINAL BUS SALES & SERVICE	011859			342.00
097130	W	11/28/2018	CBTS	035203	RECONCILED:11/30/2018		197,191.62
097131	W	11/28/2018	DARRICK RIGGS	032170	RECONCILED:11/30/2018		240.29
097132	W	11/28/2018	DARRON ROUTZAHN	031698			404.00
097133	W	11/28/2018	DAYTON POWER AND LIGHT COMPANY	032183			3,831.09
097134	W	11/28/2018	De Lage Landen	034335			2,940.27
097135	W	11/28/2018	DICK BLICK CO.	001387			2,113.12
097136	W	11/28/2018	Direct Energy Business Marketing, LLC	034790			687.08
097137	W	11/28/2018	DRC/CTB Customer Service	035102			1,164.60
097138	W	11/28/2018	FCCLA, Inc.	034464		(Multi-bank check)	315.00
097139	W	11/28/2018	Greenon Local School District	034028			65.64
097140	W	11/28/2018	Huntington National Bank Attn: Cheri Scott-Geraci	034035			73,940.00
097141	W	11/28/2018	Jason Gray	034977		1	60.00
097142	W	11/28/2018	John Gummel	035145	RECONCILED:11/30/2018	1	416.38
097143	W	11/28/2018	KATHY MERCER	005620	RECONCILED:11/30/2018	1	100.00
097144	W	11/28/2018	MILLER'S TEXTILE SERVICES	012700		1	(Multi-bank check) 117.38
097145	W	11/28/2018	MONTGOMERY CO EDUCATIONAL	008600			170.00

SOUTHEASTERN LOCAL SCHOOL
SORT BY CHECK NUMBER
CHECK DATES BETWEEN 11/01/2018 AND 11/30/2018
ALL CHECKS SELECTED

CHECK	TYPE	DATE	VENDOR	VENDOR	STATUS/DATE	BANK CODE	CHECK AMOUNT
			SERVICE CENTER				
097146	W	11/28/2018	MUSIC IN MOTION	031778			696.99
097147	W	11/28/2018	OSBA	032550			590.00
097148	W	11/28/2018	QUILL OFFICE SUPPLIES	010750		(Multi-bank check)	431.81
097149	W	11/28/2018	RANDY DELANEY	020510			510.42
097150	W	11/28/2018	SC Strategic Solutions, LLC	034826			4,464.45
097151	W	11/28/2018	SHOEMAKER'S GROCERY	011900			86.46
097152	W	11/28/2018	STAPLES, INC ATTN:GRANT SMITH #115	031888			56.26
097153	W	11/28/2018	STARR TROPHY	000041			100.00
097154	W	11/28/2018	THE KROGER CO.	007000			334.45
097155	W	11/28/2018	Transportation Accessories	036467			89.50
097156	W	11/28/2018	VECTREN ENERGY DELIVERY	003350			375.27
097157	W	11/28/2018	WESTWATER SPLY,INC.	020599			64.30
097158	W	11/28/2018	William Nichols	034689		1	60.00
097159	W	11/30/2018	20TH CENTURY TOURS	031423			6,450.00
097160	W	11/30/2018	Barnes & Noble College	034795			10.30
097161	W	11/30/2018	Brian Klay	880043		1	45.00
097162	W	11/30/2018	Buck Run Commercial Doors & Hardware	034898			4,216.00
097163	W	11/30/2018	Christopher Dodd	034399		1	65.00
097164	W	11/30/2018	Dean Foods	010970		1	801.02
097165	W	11/30/2018	Frank Bayes	033691		1	65.00
097166	W	11/30/2018	GORDON FOOD SERVICE	014629		1	3,902.88
097167	W	11/30/2018	John Christian	034001		1	45.00
097168	W	11/30/2018	KINCAIDS	006764			300.99
097169	W	11/30/2018	Lee Whitaker	034954		1	65.00
097170	W	11/30/2018	MILLER'S TEXTILE SERVICES	012700			104.01
097171	W	11/30/2018	Nickles Bakery of Ohio	035077		1	41.10
097172	W	11/30/2018	Time Warner Cable-SWO Division	035001			345.23
097173	W	11/30/2018	W. R. HACKETT INC.,	005223		1	774.10
996859	C	11/05/2018	PAYROLL	900005		(Multi-bank check)	246,082.01
996867	M	11/01/2018	SECURITY NATIONAL BANK	900042			1,996.85
996868	M	11/06/2018	MVECA	900032	VOID: 11/09/2018		3,375.00
996869	C	11/20/2018	PAYROLL	900005		(Multi-bank check)	283,746.01
996870	M	11/20/2018	PAYROLL	900005		(Multi-bank check)	7,163.33
996871	M	11/20/2018	EPC-Self-Funded Medical Plan	900052		(Multi-bank check)	89,839.05
996872	M	11/20/2018	EPC Dental/Vision Benefit Plan Dental Plan	900053		(Multi-bank check)	4,865.56
996873	M	11/20/2018	EPC-Dental/Vision Benefit Plan Vision Plan	900054		(Multi-bank check)	1,265.25
996874	M	11/20/2018	Sun Life Assurance Company of Canada	900055		(Multi-bank check)	413.66
996875	M	11/28/2018	SECURITY NATIONAL BANK	900042		1 (Multi-bank check)	1,123.59
996876	M	11/28/2018	SECURITY NATIONAL BANK	900042			249.00
996878	M	11/30/2018	FOUNDATION	900014		(Multi-bank check)	62,312.68
996879	M	11/30/2018	FOUNDATION	900014			48,084.00
996880	M	11/30/2018	RETIREMENT SERS	900002			625.00
996881	M	11/30/2018	RETIREMENT STRS	900001			4,346.92
996882	M	11/30/2018	SECURITY NATIONAL BANK	900042			100.00

V VOIDED CHECKS

5

CHECK TOTALS

6,251.75

Date: 12/11/2018
Time: 1:26 pm

SOUTHEASTERN LOCAL SCHOOL
SORT BY CHECK NUMBER
CHECK DATES BETWEEN 11/01/2018 AND 11/30/2018
ALL CHECKS SELECTED

Page: 5
(CHEKPY)

CHECK	TYPE	DATE	VENDOR	VENDOR	STATUS/DATE	BANK CODE	CHECK AMOUNT
R	RECONCILED CHECKS		110	CHECK TOTALS	255,765.98		
W	WARRANT CHECKS		164	CHECK TOTALS	367,946.70		
M	MEMO CHECKS		14	CHECK TOTALS	225,759.89		
B	REFUND CHECKS		0	CHECK TOTALS	0.00		
I	INVESTMENT CHECKS		0	CHECK TOTALS	0.00		
T	TRANSFER CHECKS		0	CHECK TOTALS	0.00		
D	DISTRIBUTION CHECKS		0	CHECK TOTALS	0.00		
C	PAYROLL CHECKS		2	CHECK TOTALS	529,828.02		
	MISSING CHECKS		0				
**	TOTAL CHECKS (LESS VOIDED)		175	** TOTAL NET	1,117,282.86		
***	TOTAL CHECKS WRITTEN		180	*** GRAND TOTALS	1,123,534.61		