

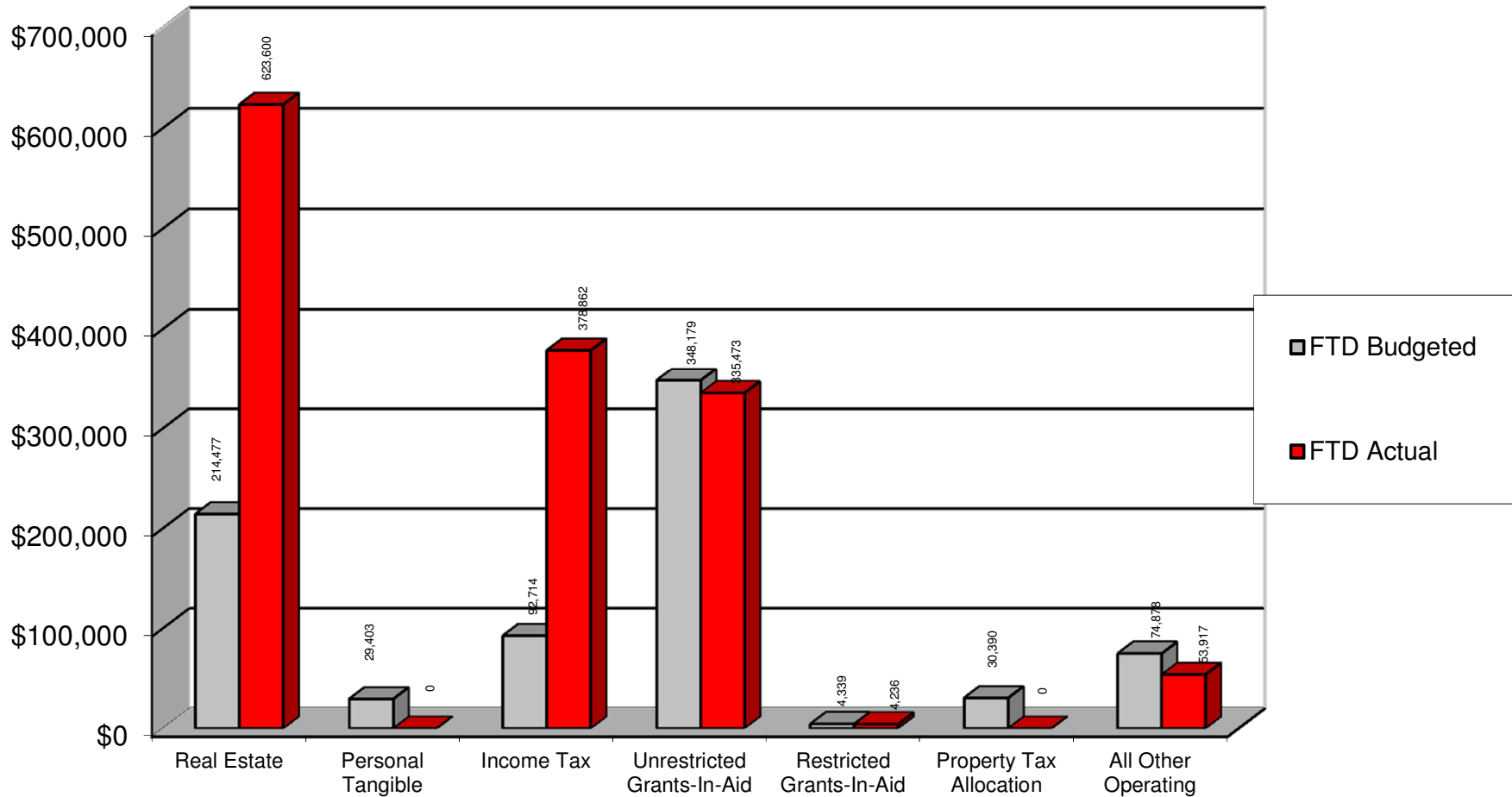
**SOUTHEASTERN LOCAL SCHOOL DISTRICT**

**FINANCIAL REPORT**

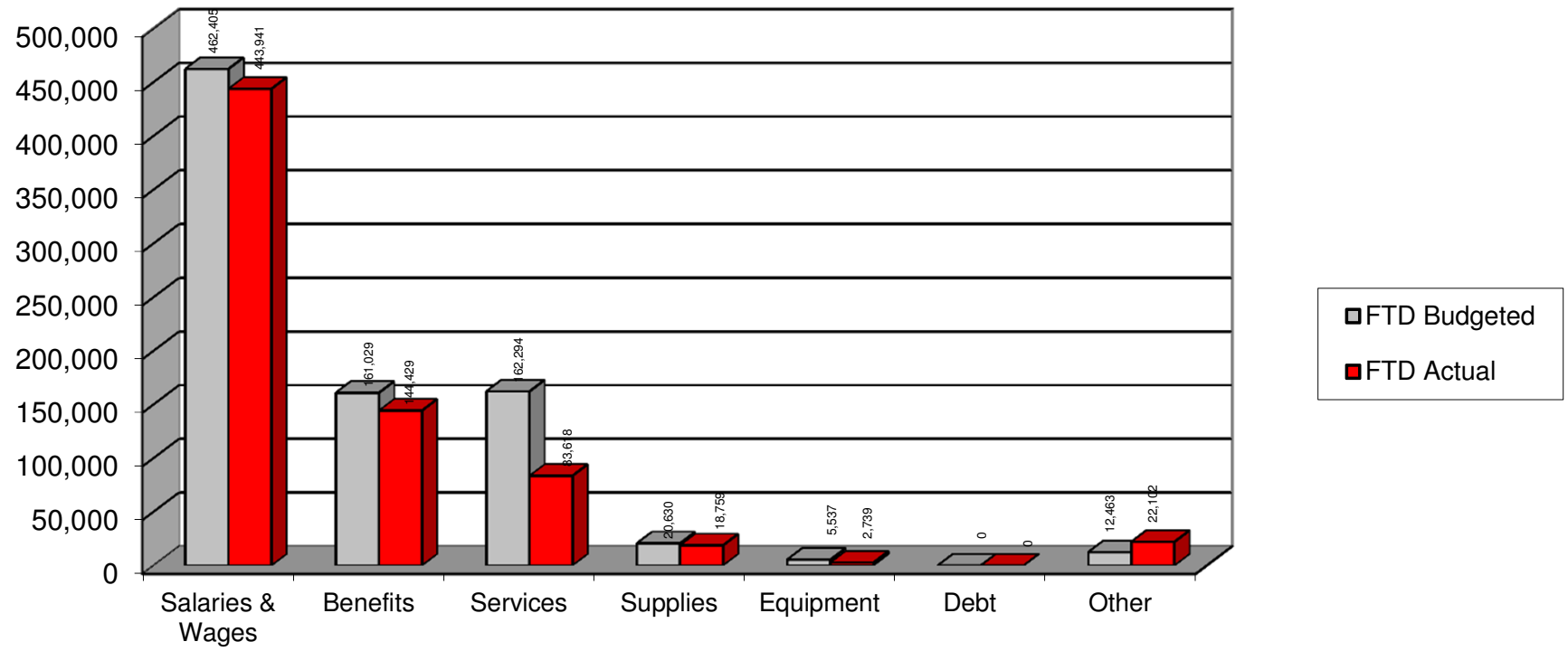
**07/31/2019**



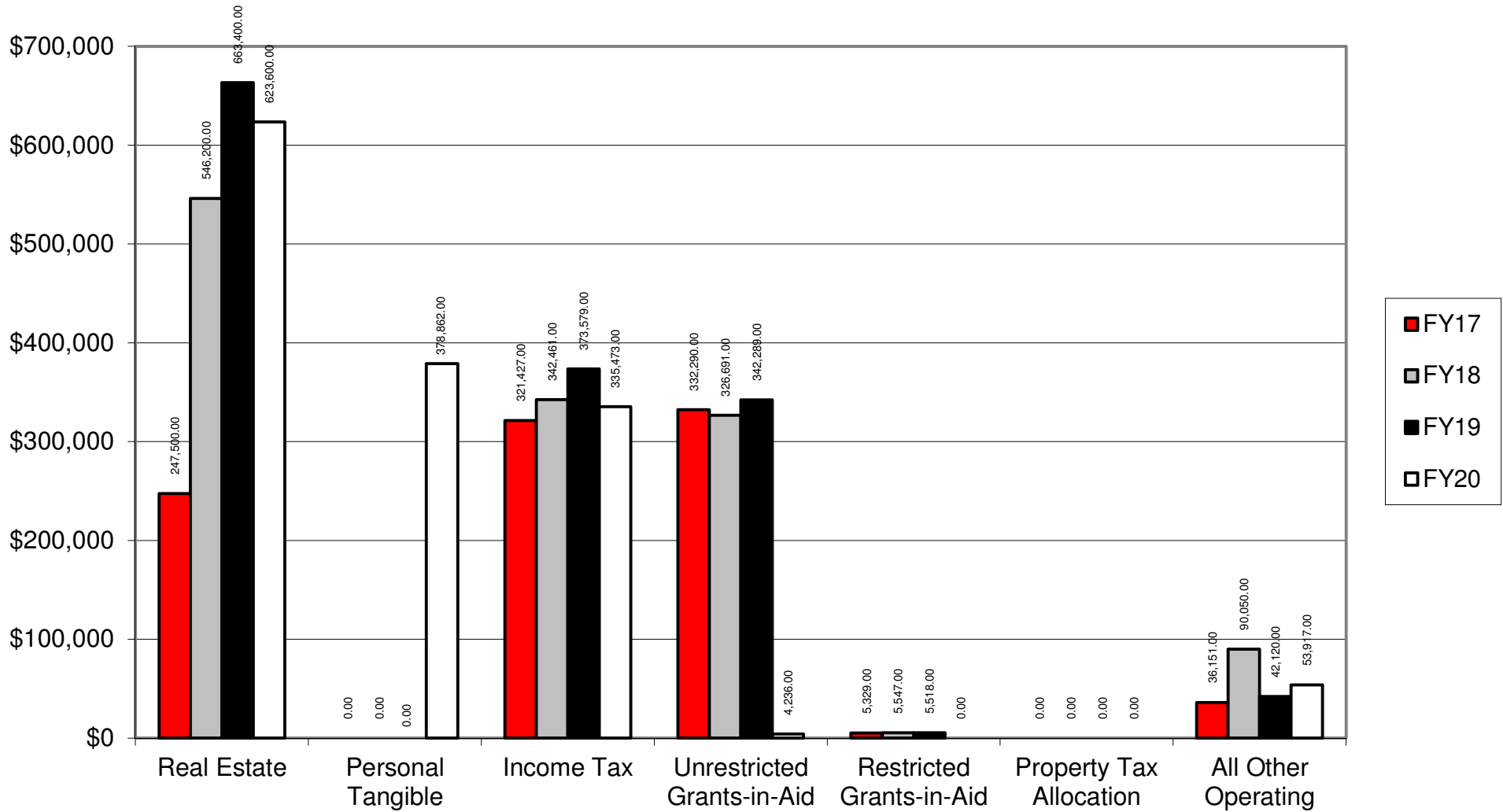
## FTD BUDGETED vs. FTD ACTUAL



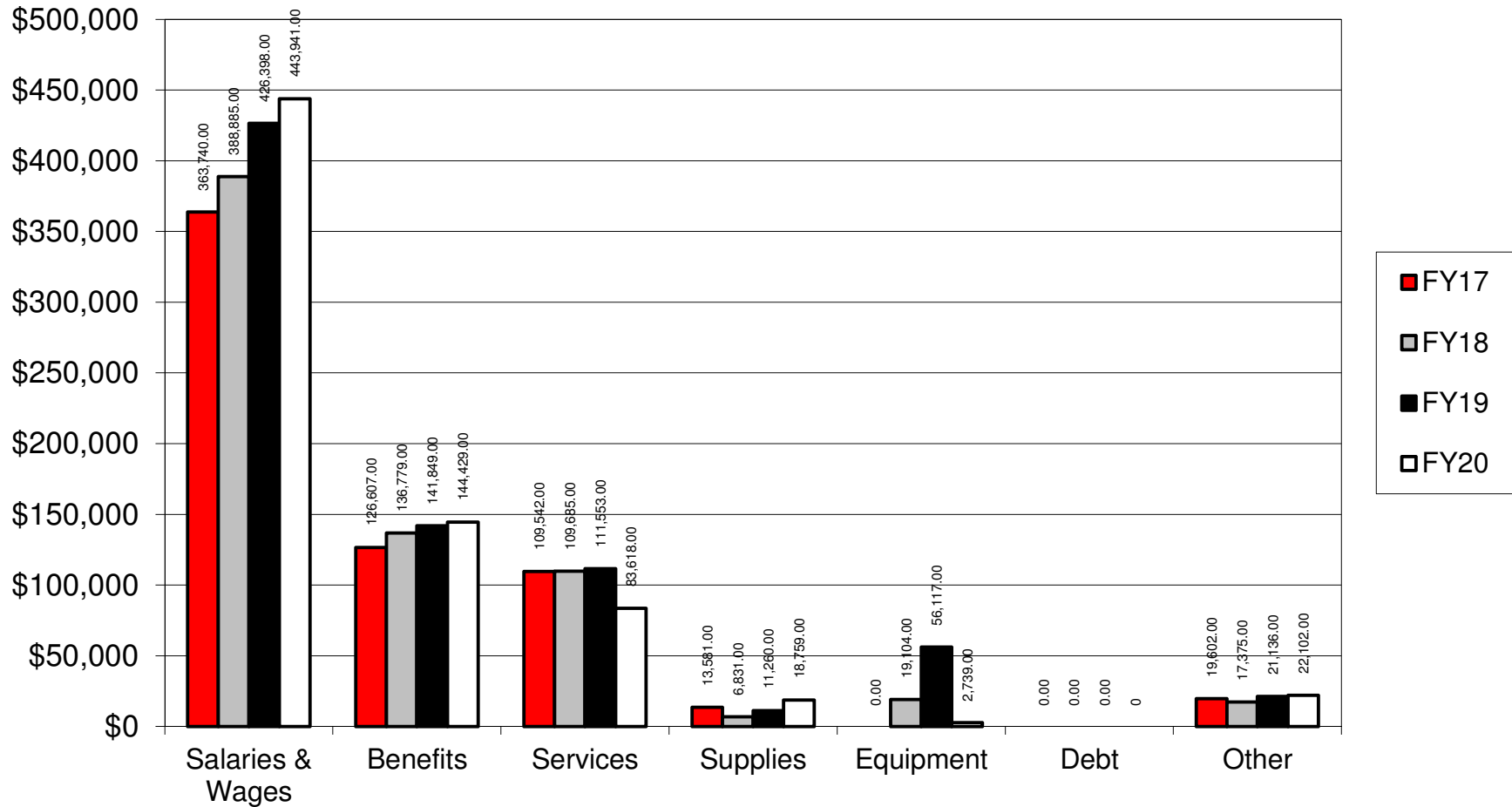
## FTD BUDGETED vs. FTD ACTUAL



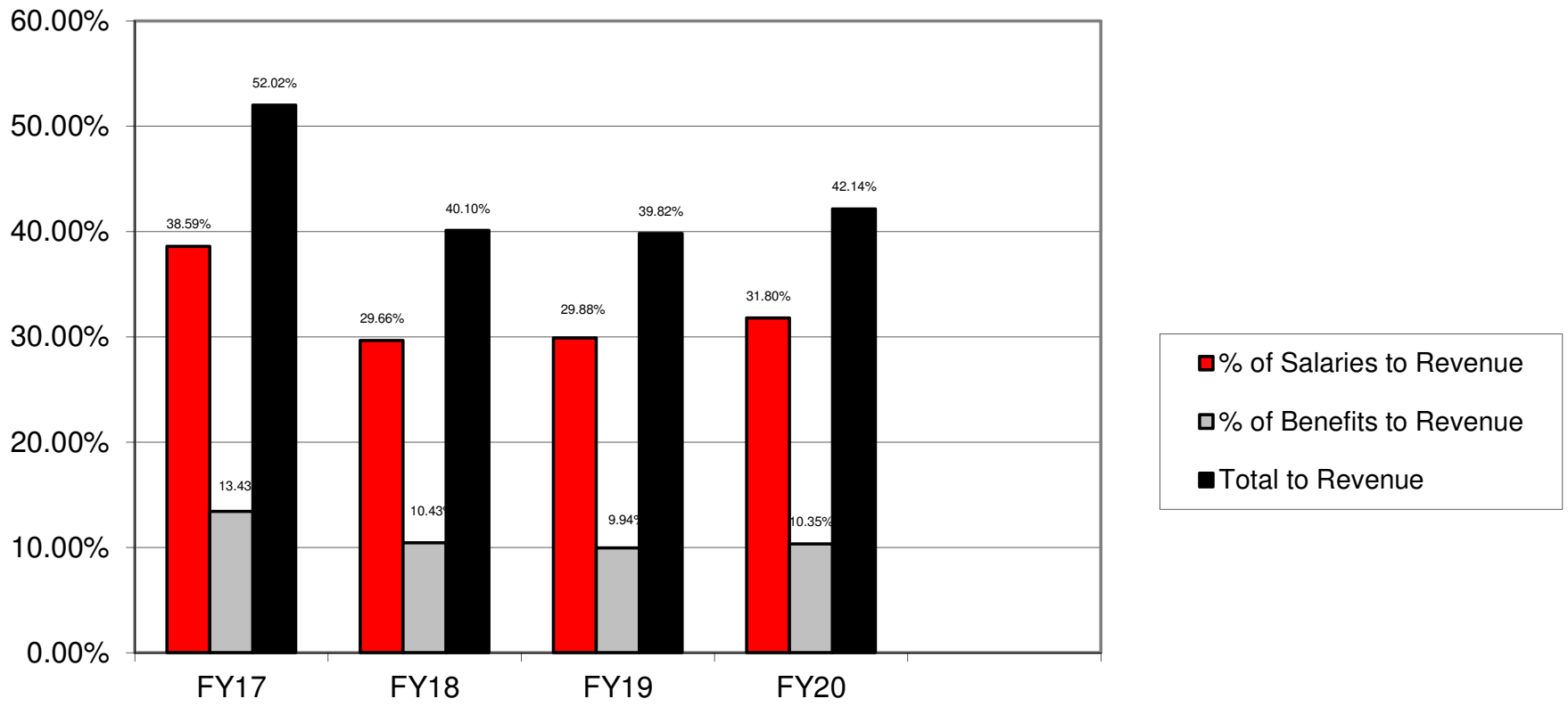
# HISTORICAL REVENUE



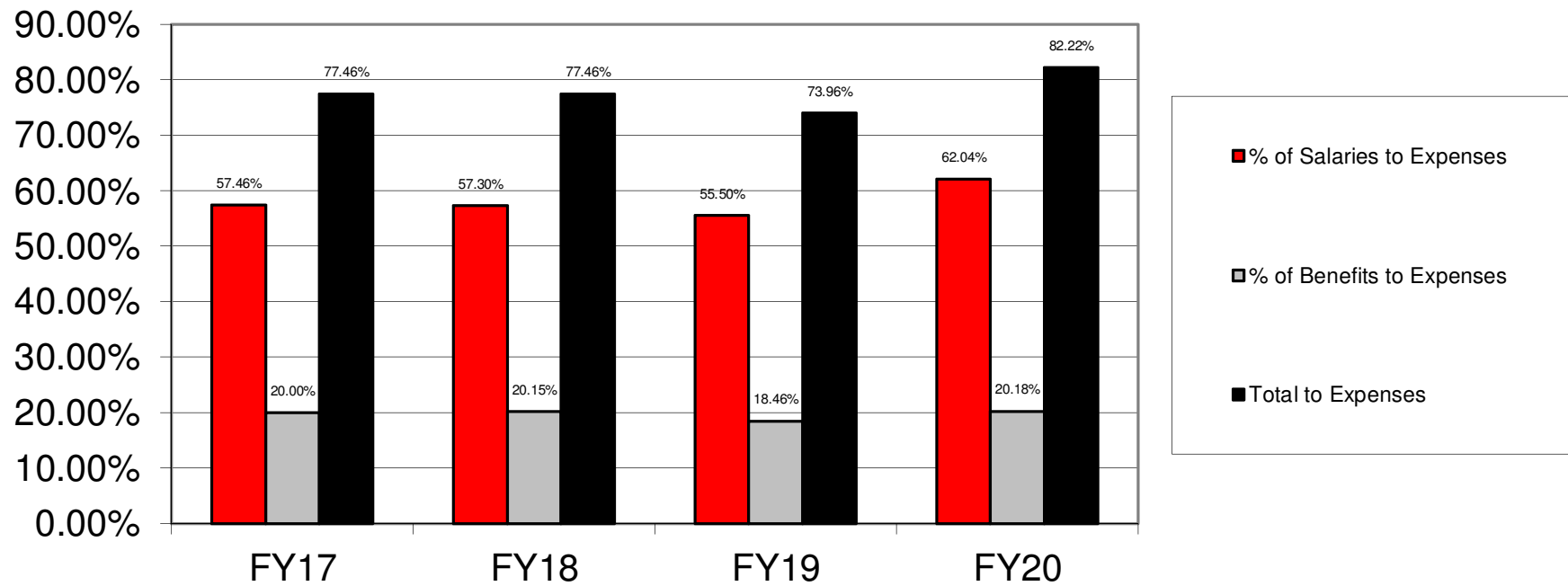
# HISTORICAL EXPENDITURES



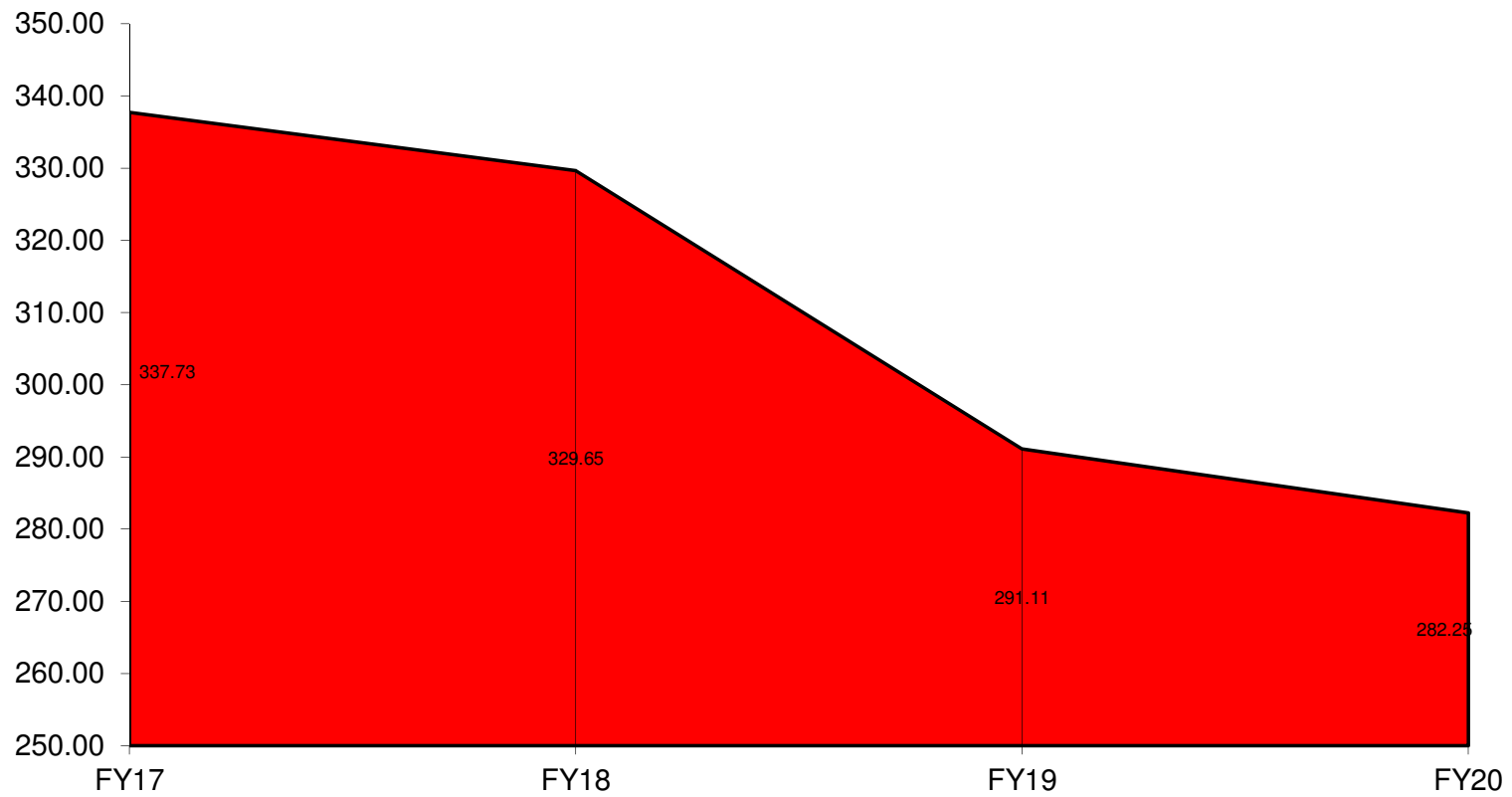
## % OF SALARIES AND BENEFITS TO REVENUE



## % OF SALARIES AND BENEFITS TO EXPENDITURES



## Days of Operating Cash





**MONTHLY BUDGET VARIANCE  
SOUTHEASTERN LOCAL SCHOOLS**

	<b>FTD Budgeted</b>	<b>FTD Actual</b>	<b>Variance</b>	<b>Percentage Variance</b>	<b>MTD Budgeted</b>	<b>MTD Actual</b>	<b>Variance</b>	<b>Percentage Variance</b>
<i>REVENUE</i>								
General Property (Real Estate)	\$214,477	\$623,600	\$409,123	190.75%	\$0	\$623,600	\$623,600	-
Tangible Personal Property	29,403	0	(29,403)	-	\$29,415	0	(29,415)	-100.00%
Income Tax	92,714	378,862	286,148	308.63%	\$92,751	378,862	286,111	308.47%
Unrestricted Grants-In-Aid	348,179	335,473	(12,706)	-3.65%	\$348,318	335,473	(12,845)	-3.69%
Restricted Grants-In-Aid	4,339	4,236	(103)	-2.38%	\$4,341	4,236	(105)	-2.42%
Restricted Grants-In-Aid - SFSF	0	0	0	-	\$0	0	0	-
Property Tax Allocation	30,390	0	(30,390)	-100.00%	\$30,402	0	(30,402)	-100.00%
All Other Operating Revenue	74,878	53,917	(20,961)	-27.99%	74,908	53,917	(20,991)	-28.02%
<b>TOTAL REVENUE</b>	<b>\$794,381</b>	<b>\$1,396,088</b>	<b>\$601,707</b>	<b>75.75%</b>	<b>\$580,136</b>	<b>\$1,396,088</b>	<b>\$815,952</b>	<b>140.65%</b>
<i>EXPENDITURES</i>								
Salaries & Wages	\$462,405	\$443,941	\$18,464	-3.99%	\$462,590	\$443,941	\$18,649	-4.03%
Benefits	\$161,029	\$144,429	16,600	-10.31%	161,094	144,429	16,665	-10.34%
Services	\$162,294	\$83,618	78,676	-48.48%	162,359	83,618	\$78,741	-48.50%
Supplies	\$20,630	\$18,759	1,871	-9.07%	20,638	18,759	1,879	-9.11%
Equipment	\$5,537	\$2,739	2,798	-50.53%	5,539	2,739	\$2,800	-50.55%
Debt	\$0	\$0	0	-	0	0	0	-
Other	\$12,463	\$22,102	(9,639)	77.34%	12,468	22,102	(9,634)	77.27%
<b>TOTAL EXPENSES</b>	<b>\$824,359</b>	<b>\$715,588</b>	<b>\$108,771</b>	<b>-13.19%</b>	<b>\$824,689</b>	<b>\$715,588</b>	<b>\$109,101</b>	<b>-13.23%</b>
<b>SURPLUS/DEFICIT</b>	<b>(\$29,978)</b>	<b>\$680,500</b>	<b>\$710,478</b>	<b>-2370.02%</b>	<b>(\$244,553)</b>	<b>\$680,500</b>	<b>\$925,053</b>	<b>-378.26%</b>
<i>OTHER USES/SOURCES</i>								
Transfers/Advances In	49,616	49,616	0	0.00%	0	49,616	49,616	-
Transfers/Advances Out	0	0	0	-	0	0	0	-
All Other Financing Sources/(Uses)	0	0	0	-	664	0	\$664	-100.00%
<b>NET SOURCES/USES</b>	<b>49,616</b>	<b>49,616</b>	<b>0</b>	<b>0.00%</b>	<b>664</b>	<b>49,616</b>	<b>50,280</b>	<b>7372.29%</b>
<b>BEGINNING CASH</b>	<b>\$6,224,993</b>	<b>\$6,224,993</b>	<b>\$0</b>	<b>0.00%</b>	<b>\$7,452,866</b>	<b>\$6,224,993</b>	<b>(\$1,227,873)</b>	<b>-16.48%</b>
<b>ENDING CASH</b>	<b>\$6,955,109</b>	<b>\$6,955,109</b>	<b>\$0</b>	<b>0.00%</b>	<b>\$7,208,977</b>	<b>\$6,955,109</b>	<b>(\$253,868)</b>	<b>-3.52%</b>
<b>ENCUMBRANCES</b>	<b>\$439,756</b>	<b>\$439,756</b>	<b>\$0</b>	<b>0.00%</b>	<b>\$629,139</b>	<b>\$439,756</b>	<b>(\$189,383)</b>	<b>-30.10%</b>
<b>BUDGET RESERVE</b>	<b>\$0</b>	<b>\$0</b>	<b>\$0</b>	<b>0.00%</b>	<b>\$0</b>	<b>\$0</b>	<b>\$0</b>	<b>0.00%</b>
<b>UNENCUMBERED CASH</b>	<b>\$6,515,353</b>	<b>\$6,515,353</b>	<b>\$0</b>	<b>0.00%</b>	<b>\$6,579,838</b>	<b>\$6,515,353</b>	<b>(\$64,485)</b>	<b>-0.98%</b>

**HISTORICAL COMPARISON BY OBJECT  
SOUTHEASTERN LOCAL SCHOOLS**

	FY 17 7/16-07/16	FY 18 7/17-07/17	% of Change	FY 19 7/18-07/18	% of Change	FY 20 07/19-07/19	% of Change
<b>REVENUE</b>							
General Property (Real Estate)	\$247,500	\$546,200	120.69%	\$663,400	21.46%	\$623,600	-6.00%
Tangible Personal Property	0	0	-	0	-	378,862	-
Income Tax	321,427	342,461	6.54%	373,579	9.09%	335,473	-10.20%
Unrestricted Grants-in-Aid	332,290	326,691	-1.68%	342,289	4.77%	4,236	-98.76%
Restricted Grants-in-Aid	5,329	5,547	4.09%	5,518	-0.52%	0	-100.00%
Restricted Grants-in-Aid - SFSF	0	0	-	0	-	0	-
Property Tax Allocation	0	0	-	0	-	0	-
All Other Operating Revenue	36,151	90,050	149.09%	42,120	-53.23%	53,917	28.01%
<b>TOTAL REVENUE</b>	<b>\$942,697</b>	<b>\$1,310,949</b>	<b>39.06%</b>	<b>\$1,426,906</b>	<b>8.85%</b>	<b>\$1,396,088</b>	<b>-2.16%</b>
<b>EXPENDITURES</b>							
Salaries & Wages	363,740	388,885	6.91%	426,398	9.65%	443,941	4.11%
Benefits	126,607	136,779	8.03%	141,849	3.71%	144,429	1.82%
Services	109,542	109,685	0.13%	111,553	1.70%	83,618	-25.04%
Supplies	13,581	6,831	-49.70%	11,260	64.84%	18,759	66.60%
Equipment	0	19,104	-	56,117	193.74%	2,739	-95.12%
Debt	0	0	-	0	-	0	-
Other	19,602	17,375	-11.36%	21,136	21.65%	22,102	4.57%
<b>TOTAL EXPENDITURES</b>	<b>\$633,072</b>	<b>\$678,659</b>	<b>7.20%</b>	<b>\$768,313</b>	<b>13.21%</b>	<b>\$715,588</b>	<b>-6.86%</b>
<b>SURPLUS/DEFICIT</b>	<b>309,625</b>	<b>632,290</b>	<b>104.21%</b>	<b>658,593</b>	<b>4.16%</b>	<b>680,500</b>	<b>3.33%</b>
<b>OTHER SOURCES/USES</b>							
Advances/Transfers In	291,995	388,797	33.15%	399,536	2.76%	49,616	-87.58%
Advances/Transfers Out	0	0	-	0	-	0	-
All Other Financing Sources	142,806	23,810	-83.33%	0	-100.00%	0	-
Debt Service	0	0	-	0	-	0	-
<b>NET SOURCES/USES</b>	<b>434,801</b>	<b>412,607</b>	<b>-5.10%</b>	<b>399,536</b>	<b>-3.17%</b>	<b>49,616</b>	<b>-87.58%</b>
<b>BEGINNING CASH</b>	<b>\$6,590,282</b>	<b>\$6,701,477</b>	<b>1.69%</b>	<b>\$6,792,753</b>	<b>1.36%</b>	<b>\$6,224,993</b>	<b>-8.36%</b>
<b>ENDING CASH</b>	<b>\$7,334,708</b>	<b>\$7,746,374</b>	<b>5.61%</b>	<b>\$7,850,882</b>	<b>1.35%</b>	<b>\$6,955,109</b>	<b>-11.41%</b>
<b>ENCUMBRANCES</b>	<b>437,634</b>	<b>\$529,640</b>	<b>21.02%</b>	<b>\$635,936</b>	<b>20.07%</b>	<b>\$439,756</b>	<b>-30.85%</b>
<b>UNENCUMBERED CASH</b>	<b>\$6,897,074</b>	<b>\$7,216,734</b>	<b>4.63%</b>	<b>\$7,214,946</b>	<b>-0.02%</b>	<b>\$6,515,353</b>	<b>-9.70%</b>
<b>% of Salaries to Revenue</b>	<b>38.59%</b>	<b>29.66%</b>		<b>29.88%</b>		<b>31.80%</b>	
<b>% of Benefits to Revenue</b>	<b>13.43%</b>	<b>10.43%</b>		<b>9.94%</b>		<b>10.35%</b>	
<b>Total to Revenue</b>	<b>52.02%</b>	<b>40.10%</b>		<b>39.82%</b>		<b>42.14%</b>	
<b>Days of Operating Cash</b>	<b>337.73</b>	<b>329.65</b>		<b>291.11</b>		<b>282.25</b>	

Southeastern Local Schools  
Clark County, Ohio

General Fund Financial History/Projection

7/31/2019

Percent of Fiscal Year Complete

8.33%

	2019-20 <u>Projection</u>	2019-20 <u>FYTD Actual</u>	<u>FYTD %</u>
<b>REVENUE</b>			
General Property (Real Estate)	\$2,574,755.00	\$623,600.00	24.22%
Tangible Personal Property	\$352,980.00	\$0.00	0.00%
Income Tax	\$1,113,016.00	\$378,862.00	34.04%
Unrestricted Grants-in-Aid	\$4,179,818.00	\$335,473.00	8.03%
Restricted Grants-in-Aid	\$52,092.00	\$4,236.00	8.13%
Restricted Grants-in-Aid - SFSF	\$0.00	\$0.00	#DIV/0!
Property Tax Allocation	\$364,827.00	\$0.00	0.00%
All Other Operating Revenue	\$898,900.00	\$53,917.00	6.00%
TOTAL	\$9,536,388.00	\$1,396,088.00	14.64%
<b>EXPENDITURES</b>			
Salaries & Wages	\$5,551,083.00	\$443,941.00	8.00%
Benefits	\$1,933,125.00	\$144,429.00	7.47%
Services	\$1,948,313.00	\$83,618.00	4.29%
Supplies	\$247,661.00	\$18,759.00	7.57%
Equipment	\$66,470.00	\$2,739.00	4.12%
Debt	\$0.00	\$0.00	#DIV/0!
Other	\$149,613.00	\$22,102.00	14.77%
TOTAL	\$9,896,265.00	\$715,588.00	7.23%
<b>SURPLUS/(DEFICIT)</b>	<b>(\$359,877.00)</b>	<b>\$680,500.00</b>	<b>(\$589,500.00)</b>

**Southeastern Local Schools**  
**Explanation of Checks Over \$5,000**

07/01/2019-07/31/2019

Check #	Vendor Name	Amount	Explanation
098115	Janton Company	\$14,548.16	Cleaning Supplies for FY20
098153	Southwest Ohio Educational Purchasing Council	\$33,640.00	Liability Insurance for FY20
997006	Payroll	\$232,856.06	Payroll for July 5th
997020	Payroll	\$237,426.31	Payroll for July 20th
997022	Auditor & Treasurer Fees	\$5,682.93	Fees for Income Tax Collection
997026	EPC-Self Funded Medical Plan	\$65,609.62	August Health Insurance Payment
997027	Payroll	\$6,258.52	Board Portion of Medicaid
997033	Foundation	\$116,765.19	County Board, STRS/SERS, Community Schools, Open Enrollment, ect•

-- Options Summary --

Output file: CHEKPY.TXT  
Print options page? (Y,N) Y  
Sort options: C  
Sub-total by vendor (Y,N): N  
Print missing check numbers. (Y,N): N  
Check types to select. (D,I,M,P,R,T,W): D,I,M,P,R,T,W  
Check statuses to select. (O,R,V): O,R,V  
Print vendor from PO or check. (P,C): C  
Date Selection From: 07/01/2019  
To: 07/31/2019  
Summary or Detail report? (S,D) S  
Single or Double space summary report? (S,D) S  
Include or Exclude the following vendors?(I,E) I

BAT\_CHEKPY executed by SE\_BKITCHEN on node MVECA0:: at 2-AUG-2019 08:24:27.98

Date: 08/02/2019  
 Time: 8:24 am

SOUTHEASTERN LOCAL SCHOOL  
 SORT BY CHECK NUMBER

Page: 1  
 (CHEKPY)

CHECK DATES BETWEEN 07/01/2019 AND 07/31/2019

WARRANTRECONCILED, VOID, OUTSTANDING, REFUND, MEMO, INVEST, TRANSFER, DISTRIB, PAYROLL

CHECK	TYPE	DATE	VENDOR	VENDOR	STATUS/DATE	BANK CODE	CHECK AMOUNT
097643	W	03/12/2019	Nick Banion	034670	RECONCILED:07/31/2019		79.50
097920	W	05/10/2019	ROBERT DOMER	031197	RECONCILED:07/31/2019	1	60.00
097971	W	05/21/2019	Nick Banion	034670	RECONCILED:07/31/2019		87.00
097973	W	05/21/2019	OAEP	032169	RECONCILED:07/31/2019		25.00
			Lisa McCullough, Treasurer				
098008	W	05/31/2019	OAEP	032169	RECONCILED:07/31/2019		50.00
			Lisa McCullough, Treasurer				
098039	W	06/07/2019	Michael Seagraves	035143	RECONCILED:07/31/2019		60.00
098062	W	06/14/2019	SHOEMAKER'S GROCERY	011900	RECONCILED:07/31/2019		37.10
098070	W	06/17/2019	OAEP	032169	RECONCILED:07/31/2019		75.00
			Lisa McCullough, Treasurer				
098081	W	06/20/2019	MUSIC THEATER INT'L	008675	RECONCILED:07/31/2019		1,600.48
098086	W	06/27/2019	Bakers Locksmithing Services	035024	RECONCILED:07/31/2019		535.00
098087	W	06/27/2019	C H Health Services Compnay	002395	RECONCILED:07/31/2019		53.00
			Mercy Health-Occupational He				
098088	W	06/27/2019	CARDINAL BUS SALES & SERVICE	011859	RECONCILED:07/31/2019		169.61
098089	W	06/27/2019	Columbus Customer Charges	007000	RECONCILED:07/31/2019		86.85
098090	W	06/27/2019	Commercial Cleaning Professionals	032370	RECONCILED:07/31/2019		765.00
098091	W	06/27/2019	COMPUTER FUN	002840	RECONCILED:07/31/2019		243.60
098093	W	06/27/2019	DAYTON POWER AND LIGHT COMPANY	032183	RECONCILED:07/31/2019		1,671.07
098094	W	06/27/2019	De Lage Landen	034335	RECONCILED:07/31/2019		2,270.10
098095	W	06/27/2019	IRA TRAVIS	013046	RECONCILED:07/31/2019		117.16
098096	W	06/27/2019	Kennedy Cottrell Richards LLC	880121	RECONCILED:07/31/2019		750.00
098097	W	06/27/2019	Levin Porter Associates, Inc	035178	RECONCILED:07/31/2019		4,194.00
098098	W	06/27/2019	MADISON/CHAMPAIGN ESC Attn: Scott Howell	002124	RECONCILED:07/31/2019		1,314.84
098099	W	06/27/2019	Megacity Fire Protection	034142	RECONCILED:07/31/2019		768.80
098100	W	06/27/2019	Rieck Mechanical Electrical Services	032731	RECONCILED:07/31/2019		439.41
098101	W	06/27/2019	SHOEMAKER'S HOME CENTER	011950	RECONCILED:07/31/2019		631.02
098102	W	06/27/2019	Sports Imports	034246	RECONCILED:07/31/2019	1	870.00
098103	W	06/27/2019	Transportation Accessories	036467	RECONCILED:07/31/2019		564.92
098104	W	06/27/2019	VECTREN ENERGY DELIVERY	003350	RECONCILED:07/31/2019		85.42
098105	W	06/27/2019	WESTWATER SPLY, INC.	020599	RECONCILED:07/31/2019		337.38
098106	W	07/16/2019	AT&T	033049	RECONCILED:07/31/2019		136.78
098107	W	07/16/2019	Burleson Law Offices, LLC	033353	RECONCILED:07/31/2019		922.50
098108	W	07/16/2019	CLARK STATE COMMUNITY COLLEGE Attn: Continuing Education Dep	002450			500.00
098109	W	07/16/2019	DARRICK RIGGS	032170	RECONCILED:07/31/2019		342.20
098110	W	07/16/2019	Decker Inc.	031526	RECONCILED:07/31/2019		269.00
098111	W	07/16/2019	Farmers Equipment Inc	032925	RECONCILED:07/31/2019		391.75
098112	W	07/16/2019	Flagway House	030851	RECONCILED:07/31/2019		76.96
098113	W	07/16/2019	Geer Gas Corporation	010097	RECONCILED:07/31/2019		19.05
098114	W	07/16/2019	H. W. MANN & SONS	007650	RECONCILED:07/31/2019		250.00
098115	W	07/16/2019	JANTON COMPANY	006405	RECONCILED:07/31/2019		14,548.16
098116	W	07/16/2019	Jerry Baugh	880126	RECONCILED:07/31/2019		400.00
098117	W	07/16/2019	KINCAIDS	006764	RECONCILED:07/31/2019		280.00
098118	W	07/16/2019	KS StateBank Government Finance Department	035201	RECONCILED:07/31/2019		296.05
098119	W	07/16/2019	LOWE'S COMPANY	007430	RECONCILED:07/31/2019		234.55

Date: 08/02/2019  
 Time: 8:24 am

SOUTHEASTERN LOCAL SCHOOL  
 SORT BY CHECK NUMBER

CHECK DATES BETWEEN 07/01/2019 AND 07/31/2019  
 WARRANTRECONCILED, VOID, OUTSTANDING, REFUND, MEMO, INVEST, TRANSFER, DISTRIB, PAYROLL

CHECK	TYPE	DATE	VENDOR	VENDOR	STATUS/DATE	BANK CODE	CHECK AMOUNT
098120	W	07/16/2019	MADISON/CHAMPAIGN ESC Attn: Scott Howell	002124	RECONCILED:07/31/2019		55.00
098121	W	07/16/2019	Megacity Fire Protection	034142			314.60
098122	W	07/16/2019	ORIENTAL TRADING CO.INC	020166	RECONCILED:07/31/2019		46.89
098123	W	07/16/2019	POSTMASTER	010600	RECONCILED:07/31/2019		549.18
098124	W	07/16/2019	Project Lead the Way, Inc	033423	RECONCILED:07/31/2019		3,000.00
098125	W	07/16/2019	SHERWIN WILLIAMS	002183	RECONCILED:07/31/2019		303.81
098126	W	07/16/2019	Student Impact Initiative dba Relevant Speakers Network	880120	RECONCILED:07/31/2019	1	950.00
098127	W	07/16/2019	Time Warner Cable-SWO Division	035001	RECONCILED:07/31/2019		345.23
098128	W	07/16/2019	TotalFunds By Hasler	033712	RECONCILED:07/31/2019		78.56
098129	W	07/16/2019	Tri-County Electric, LLC	880058	RECONCILED:07/31/2019		3,279.00
098130	W	07/16/2019	VECTREN ENERGY DELIVERY	003350	RECONCILED:07/31/2019		42.29
098131	W	07/16/2019	VILLAGE OF S. CHARLESTON	013400	VOID: 07/17/2019	(Multi-bank check)	2,312.10
098132	W	07/18/2019	Above All Glass Shops	035142	RECONCILED:07/31/2019		885.00
098133	W	07/18/2019	DAYTON POWER AND LIGHT COMPANY	032183	RECONCILED:07/31/2019		1,225.81
098134	W	07/18/2019	Jason Ennis	034462	RECONCILED:07/31/2019		157.92
098135	W	07/18/2019	Meal Magic Corporation	034114	RECONCILED:07/31/2019		1,785.00
098136	W	07/18/2019	Ohio FFA Camp Muskingum	033247			855.00
098137	W	07/18/2019	PAXTON COMMUNICATIONS AND ENGINEERING CO	010330	RECONCILED:07/31/2019		281.50
098138	W	07/18/2019	QUILL CORPORATION	010750	RECONCILED:07/31/2019		76.05
098139	W	07/18/2019	Stanbury Uniforms, Inc	032849	RECONCILED:07/31/2019		1,853.65
098140	W	07/18/2019	Teacher Created Resources	034612	RECONCILED:07/31/2019		75.44
098141	W	07/18/2019	VILLAGE OF S. CHARLESTON	013400	RECONCILED:07/31/2019	(Multi-bank check)	1,126.40
098142	W	07/18/2019	WESTWATER SPLY,INC.	020599	RECONCILED:07/31/2019		1,396.36
098143	W	07/25/2019	AGCS Marine Insurance Company Allianz Global Corp & Spec.	880127	RECONCILED:07/31/2019		2,500.00
098144	W	07/25/2019	American Fidelity Administrive Services, LLC	034825	RECONCILED:07/31/2019		50.25
098145	W	07/25/2019	DAYTON POWER AND LIGHT COMPANY	032183	RECONCILED:07/31/2019		3,659.53
098146	W	07/25/2019	De Lage Landen	034335			2,162.00
098147	W	07/25/2019	ENASCO	034471	RECONCILED:07/31/2019		1,653.75
098148	W	07/25/2019	FREE SPIRIT PUBL INC.	020161	RECONCILED:07/31/2019		101.90
098149	W	07/25/2019	Habitec Security	032464	RECONCILED:07/31/2019		660.85
098150	W	07/25/2019	KINCAIDS	006764			59.00
098151	W	07/25/2019	NATIONAL FFA ORGANIZATION	008762	RECONCILED:07/31/2019		61.00
098152	W	07/25/2019	Ohio Mobile Shredding	032609			225.62
098153	W	07/25/2019	Southwestern Ohio Educational Purchasing Council	032766	RECONCILED:07/31/2019		33,640.00
098154	W	07/25/2019	Steve Williams	034921	RECONCILED:07/31/2019		250.00
098155	W	07/25/2019	Therapy Shoppe	033513			192.36
098156	W	07/25/2019	Walch Publishing	033084			85.00
098157	W	07/29/2019	Clark County Recorder	880129	RECONCILED:07/31/2019		28.00
997006	C	07/05/2019	PAYROLL	900005		(Multi-bank check)	232,856.06
997019	C	07/08/2019	PAYROLL	900005			1,399.65
997020	C	07/19/2019	PAYROLL	900005		(Multi-bank check)	237,426.31
997022	M	07/30/2019	AUDITOR & TREAS. FEES	900034			5,682.93
997023	M	07/30/2019	Sun Life Assurance Company of Canada	900055		(Multi-bank check)	369.80
997024	M	07/30/2019	EPC-Dental/Vision Benefit Plan Vision Plan	900054		(Multi-bank check)	1,215.56

Date: 08/02/2019  
 Time: 8:24 am

SOUTHEASTERN LOCAL SCHOOL  
 SORT BY CHECK NUMBER

CHECK DATES BETWEEN 07/01/2019 AND 07/31/2019

WARRANTRECONCILED, VOID, OUTSTANDING, REFUND, MEMO, INVEST, TRANSFER, DISTRIB, PAYROLL

CHECK	TYPE	DATE	VENDOR	VENDOR	STATUS/DATE	BANK CODE	CHECK AMOUNT
997025	M	07/30/2019	EPC Dental/Vision Benefit Plan Dental Plan	900053		(Multi-bank check)	3,941.68
997026	M	07/30/2019	EPC-Self-Funded Medical Plan	900052		1 (Multi-bank check)	65,609.92
997027	M	07/30/2019	PAYROLL	900005		(Multi-bank check)	6,258.52
997028	T	07/30/2019	ADVANCE	900050			1,802.75
997029	T	07/30/2019	ADVANCE	900050			42,840.65
997030	T	07/30/2019	ADVANCE	900050			4,972.40
997031	M	07/31/2019	RETIREMENT SERS	900002			625.00
997032	M	07/31/2019	RETIREMENT STRS	900001			4,346.93
997033	M	07/31/2019	FOUNDATION	900014		(Multi-bank check)	116,765.19
997034	M	07/31/2019	SECURITY NATIONAL BANK	900042		1 (Multi-bank check)	640.49
997035	M	07/31/2019	SECURITY NATIONAL BANK	900042			100.00
997036	M	07/31/2019	RETIREMENT SERS	900002			200.00
997037	M	07/31/2019	CORRECTING ENTRY	900038			2,973.16
V VOIDED CHECKS			1	CHECK TOTALS	2,312.10		
R RECONCILED CHECKS			71	CHECK TOTALS	96,226.63		
W WARRANT CHECKS			80	CHECK TOTALS	102,932.31		
M MEMO CHECKS			13	CHECK TOTALS	208,729.18		
B REFUND CHECKS			0	CHECK TOTALS	0.00		
I INVESTMENT CHECKS			0	CHECK TOTALS	0.00		
T TRANSFER CHECKS			3	CHECK TOTALS	49,615.80		
D DISTRIBUTION CHECKS			0	CHECK TOTALS	0.00		
C PAYROLL CHECKS			3	CHECK TOTALS	471,682.02		
MISSING CHECKS			0				
** TOTAL CHECKS (LESS VOIDED)			98	** TOTAL NET	830,647.21		
*** TOTAL CHECKS WRITTEN			99	*** GRAND TOTALS	832,959.31		



-- Options Summary --

Summary or Detail Report? (S,D) D  
Output file: FINSUMM.TXT  
Type: CSV  
Print options page? (Y,N) Y  
Generate FINDET report for comparison? (Y,N) Y  
Sort options: FS  
Include future encumbrance amounts? (Y,N) N  
Include accounts with zero amounts? (Y,N) N  
Include accounts which are no longer active? (Y,N,I) N

BAT\_FINSUM executed by SE\_BKITCHEN on node MVECA0:: at 2-AUG-2019 08:23:34.76

Date: 08/02/2019  
 Time: 8:23 am

SOUTHEASTERN LOCAL SCHOOL  
 Financial Report by Fund/SCC

Fund #	Fund Description	FYTD Receipts	MTD Expenditures	FYTD Expenditures	Current Fund Balance	Current Encumbrances	Unencumbered Fund Balance	Bank Code
001 0000	CASH CONTROL - GENERAL FUND	1,445,703.70	715,588.45	715,588.45	6,852,060.13	439,755.80	6,412,304.33	
	6,121,944.88	1,445,703.70						
001 9018	Chromebook	0.00	0.00	0.00	210.36	0.00	210.36	
	210.36							
001 9412	GENERAL SET ASIDE (5%)	0.00	0.00	0.00	102,837.52	0.00	102,837.52	
	102,837.52							
003 0000	GENERAL INTEREST	19,224.61	0.00	0.00	2,684,138.77	4,875.00	2,679,263.77	
	2,664,914.16	19,224.61						
003 9001	PERMANENT IMPROVEMENT VOTED	47,400.00	6,756.41	6,756.41	1,012,262.76-	1,678,043.34	2,690,306.10-	
	1,052,906.35-	47,400.00						
003 9003	AUDITORIUM RENOVATION	0.00	0.00	0.00	848.38	0.00	848.38	
	848.38							
003 9019	Multi-Purpose	0.00	0.00	0.00	37,984.68-	1,548,565.32	1,586,550.00-	
	37,984.68-							
006 0000	LUNCHROOM CASH CONTROL	101.45	9,000.50	9,000.50	8,899.05-	114,954.38	123,853.43-	1
	0.00	101.45						
018 9081	PRINCIPAL'S SUPPORT - MIAMI VIEW	0.00	0.00	0.00	294.49	0.00	294.49	1
	294.49							
018 9082	PRINCIPAL'S SUPPORT - HIGH SCHOOL	0.00	950.00	950.00	950.00-	1,700.00	2,650.00-	1
	0.00							
018 9281	MIDDLE SCHOOL PRINCIPAL'S SUPPORT	50.00	0.00	0.00	2,035.23	687.69	1,347.54	
	1,985.23	50.00						
019 9091	MIAMI VIEW WORKROOM/LOUNGE	135.92	0.00	0.00	863.77	0.00	863.77	1
	727.85	135.92						
019 9092	TEACHER'S LOUNGE - HIGH SCHOOL	79.77	0.00	0.00	655.62	102.99	552.63	
	575.85	79.77						
022 9012	Wellness Incentive	0.00	0.00	0.00	8,970.85	0.00	8,970.85	
	8,970.85							
022 9013	Julia Salyers Memorial Fund	0.00	0.00	0.00	402.00	0.00	402.00	
	402.00							
022 9014	Jerry South Memorial Fund	0.00	500.00	500.00	102.16-	0.00	102.16-	
	397.84							

\*\*\* NOTE!! ONLY ACTIVE ACCOUNTS HAVE BEEN SELECTED, TOTALS MAY EXCLUDE AMOUNTS THAT ARE RELATED TO INACTIVE ACCOUNTS.

Date: 08/02/2019  
 Time: 8:23 am

SOUTHEASTERN LOCAL SCHOOL  
 Financial Report by Fund/SCC

Page: 2  
 (FINSUM)

Fund #	Fund Description	FYTD Receipts	MTD Expenditures	FYTD Expenditures	Current Fund Balance	Current Encumbrances	Unencumbered Fund Balance	Bank Code
022 9081	PRINCIPAL'S FUND/STAFF RECOGNITION	783.75	0.00	0.00	783.75	783.75	0.00	
022 9082	PRINCIPAL'S FUND/STAFF RECOGNITION	601.29-	0.00	0.00	601.29-	0.00	601.29-	
022 9208	2008 Section 125	26.17	0.00	0.00	26.17	0.00	26.17	
022 9281	PRINCIPAL'S FUND/STAFF RECOGNITION	693.82	0.00	0.00	693.82	693.82	0.00	
027 0000	BWC Distribution Account	69,433.37	0.00	0.00	69,433.37	12,648.00	56,785.37	
200 9000	Washington DC Trip	2,772.34	0.00	0.00	2,772.34	0.00	2,772.34	
200 9009	Class of 2009	0.00	0.00	0.00	0.00	433.95	433.95-	
200 9013	Class of 2013	816.46	0.00	0.00	816.46	0.00	816.46	
200 9014	Class of 2014	250.00	0.00	0.00	250.00	0.00	250.00	
200 9015	Class of 2015	187.01	0.00	0.00	187.01	0.00	187.01	
200 9016	Class of 2016	381.97	0.00	0.00	381.97	0.00	381.97	
200 9017	Class of 2017	181.27-	0.00	0.00	181.27-	75.00	256.27-	
200 9018	Class of 2018	1,679.47-	0.00	0.00	1,679.47-	0.00	1,679.47-	
200 9019	Class of 2019	54.96	0.00	78.50	23.54-	0.00	23.54-	
200 9020	Class of 2020	734.33	0.00	0.00	734.33	0.00	734.33	
200 9021	Class of 2021	149.00	0.00	0.00	149.00	0.00	149.00	

\*\*\* NOTE!! ONLY ACTIVE ACCOUNTS HAVE BEEN SELECTED, TOTALS MAY EXCLUDE AMOUNTS THAT ARE RELATED TO INACTIVE ACCOUNTS.

Date: 08/02/2019  
 Time: 8:23 am

SOUTHEASTERN LOCAL SCHOOL  
 Financial Report by Fund/SCC

Page: 3  
 (FINSUM)

Fund #	Fund Description	FYTD Receipts	MTD Expenditures	FYTD Expenditures	Current Fund Balance	Current Encumbrances	Unencumbered Fund Balance	Bank Code
200 9022	Class of 2022	65.00	0.00	0.00	65.00	0.00	65.00	
200 9201	FUTURE FARMERS OF AMERICA	2,931.22	0.00	916.00	2,015.22	5,170.00	3,154.78-	
200 9202	FAMILIES CAREERS & COMMUNITY LEADERS OF AMERI	3,121.42	0.00	0.00	3,121.42	15.94	3,105.48	1
200 9203	FUTURE EDUCATORS OF AMERICA	119.74	0.00	0.00	119.74	0.00	119.74	
200 9205	NATIONAL HONOR SOCIETY	140.44	0.00	0.00	140.44	385.00	244.56-	1
200 9206	STUDENT COUNCIL - HI SCHOOL	456.50-	0.00	0.00	456.50-	0.00	456.50-	
200 9207	ACHIEVEMENT THRU TEAMWORK	668.01	0.00	0.00	668.01	0.00	668.01	
200 9208	Spanish Club	183.53	0.00	0.00	183.53	0.00	183.53	
200 9209	E3 (Encourage, Empower, Educate) Committee	3,277.83	0.00	0.00	3,277.83	0.00	3,277.83	
200 9210	SPIRIT CLUB	2,403.94	0.00	0.00	2,403.94	0.00	2,403.94	
200 9215	LAND LAB	264.28	0.00	0.00	264.28	0.00	264.28	
200 9216	MIAMI VIEW MIDDLE SCHOOL STUDENT COUNCIL	4,631.78	0.00	0.00	4,631.78	240.00	4,391.78	1
200 9217	Jr. High Student Council	4,838.30	0.00	0.00	4,838.30	0.00	4,838.30	
200 9222	S.A.D.D. CASH	206.74	0.00	0.00	206.74	0.00	206.74	
200 9225	H20 HELP TO OTHERS	1,096.82	0.00	0.00	1,096.82	0.00	1,096.82	
200 9226	Art Club	1,973.69	0.00	0.00	1,973.69	375.00	1,598.69	

\*\*\* NOTE!! ONLY ACTIVE ACCOUNTS HAVE BEEN SELECTED, TOTALS MAY EXCLUDE AMOUNTS THAT ARE RELATED TO INACTIVE ACCOUNTS.

Date: 08/02/2019  
 Time: 8:23 am

SOUTHEASTERN LOCAL SCHOOL  
 Financial Report by Fund/SCC

Page: 4  
 (FINSUM)

Fund #	Fund Description	FYTD Receipts	MTD Expenditures	FYTD Expenditures	Current Fund Balance	Current Encumbrances	Unencumbered Fund Balance	Bank Code
300 9303	CHEERLEADERS - HI SCHOOL 3,445.00-	0.00	0.00	0.00	3,445.00-	0.00	3,445.00-	
300 9304	CHOIR - HI SCHOOL 755.43	0.00	0.00	0.00	755.43	0.00	755.43	
300 9305	DRAMA - HI SCHOOL 10,804.29	0.00	0.00	0.00	10,804.29	234.85	10,569.44	
300 9306	Bowling Club 6,379.15-	0.00	0.00	0.00	6,379.15-	637.00	7,016.15-	
300 9308	TROJAN TIMES 1.66	0.00	0.00	0.00	1.66	0.00	1.66	
300 9309	YEARBOOK 5,461.80-	150.00	0.00	0.00	5,311.80-	0.00	5,311.80-	
300 9312	Wrestling Club 9,779.20-	0.00	0.00	0.00	9,779.20-	2,585.30	12,364.50-	
300 9313	CHEERLEADERS - MIAMI VIEW 3,122.24-	0.00	0.00	0.00	3,122.24-	0.00	3,122.24-	
300 9320	ATHLETICS - HI SCHOOL 6,109.82	0.00	132.52	132.52	5,977.30	8,591.42	2,614.12-	1
300 9330	ATHLETICS MIAMI VIEW 2,897.39-	0.00	0.00	0.00	2,897.39-	2,078.49	4,975.88-	1
450 9407	SCHOOLNET 0.01	0.00	0.00	0.00	0.01	0.00	0.01	
459 9903	OHIO READS GRANT 300.00	0.00	0.00	0.00	300.00	0.00	300.00	
459 9905	OHIO READS 2,000.00	0.00	0.00	0.00	2,000.00	0.00	2,000.00	
461 9019	5th Qrt Grant 0.00	1,802.75	1,843.85	1,843.85	41.10-	0.00	41.10-	
499 9014	Early Literacy Grant 7,805.06	0.00	0.00	0.00	7,805.06	0.00	7,805.06	
499 9019	SCHOOL SAFETY 4,084.95	0.00	0.00	0.00	4,084.95	0.00	4,084.95	

\*\*\* NOTE!! ONLY ACTIVE ACCOUNTS HAVE BEEN SELECTED, TOTALS MAY EXCLUDE AMOUNTS THAT ARE RELATED TO INACTIVE ACCOUNTS.

Date: 08/02/2019  
 Time: 8:23 am

SOUTHEASTERN LOCAL SCHOOL  
 Financial Report by Fund/SCC

Fund #	Fund Description	FYTD Receipts	MTD Expenditures	FYTD Expenditures	Current Fund Balance	Current Encumbrances	Unencumbered Fund Balance	Bank Code
499 9107	Project Lead the Way 0.45	0.00	0.00	0.00	0.45	0.00	0.45	
499 9108	Project Lead the Way 0.00	0.00	0.00	0.00	0.00	100.00	100.00-	
499 9900	BUILDING INCENTIVE 128.59	0.00	0.00	0.00	128.59	0.00	128.59	
516 919R	6B IDEA RESTORATION 0.00	42,840.65	42,840.65	42,840.65	0.00	0.00	0.00	
516 9602	TITLE IV-B 2002 0.56	0.00	0.00	0.00	0.56	0.00	0.56	
516 9618	IDEA PART B 0.00	0.00	699.01	699.01	699.01-	0.00	699.01-	
516 9619	IDEA 2,514.84	0.00	11,007.80	11,007.80	8,492.96-	478.80	8,971.76-	
572 9219	Title I 2,326.07	0.00	13,172.16	13,172.16	10,846.09-	0.00	10,846.09-	
573 9302	TITLE VI-INNOVATIVE 1.00	0.00	0.00	0.00	1.00	0.00	1.00	
590 9019	Improving Teacher Quality 0.00	4,972.40	4,972.40	4,972.40	0.00	0.00	0.00	
599 9018	Title IV-A Student Support & Academic Enrichm 19.08	0.00	0.00	0.00	19.08	0.00	19.08	
GRAND TOTALS:								
	7,918,272.80	1,562,461.25	1,562,461.25	808,458.25	808,458.25	8,672,275.80	3,824,210.84	4,848,064.96

\*\*\* NOTE!! ONLY ACTIVE ACCOUNTS HAVE BEEN SELECTED, TOTALS MAY EXCLUDE AMOUNTS THAT ARE RELATED TO INACTIVE ACCOUNTS.

-- Options Summary --

Output file: SM2M.TXT  
Print options page? (Y,N) Y  
Fiscal Year: 2020  
Beginning Month: 7  
Ending Month: 7

BAT\_SM2M executed by SE\_BKITCHEN on node MVECA0:: at 9-AUG-2019 08:08:29.88

DATE: 08/09/2019  
 TIME: 08:08:29

FORM SM-2  
 OHIO DEPARTMENT OF EDUCATION - OFFICE OF SCHOOL MANAGEMENT ASSISTANCE  
 ANNUAL SPENDING PLAN (CURRENT OPERATION - GENERAL FUND ONLY - O.R.C. 5705.391)

PAGE: 1

SCHOOL DISTRICT: SOUTHEASTERN LOCAL SCHOOL      IRN # 046276      COUNTY: CLARK      FISCAL YEAR: 2020      MONTH: 07

	MONTHLY ESTIMATE	MONTHLY ACTUAL	MONTHLY DIFFERENCE	FISCAL YTD ESTIMATE	FISCAL YTD ACTUAL	FISCAL YTD DIFFERENCE
<b>REVENUES</b>						
01.010 General Property (Real Estate)	0	623,600	623,600	0	623,600	623,600
01.020 Tangible Personal Property Tax	0	0	0	0	0	0
01.030 Income Tax	0	378,862	378,862	0	378,862	378,862
01.035 Unrestricted Grants-in-Aid	0	335,473	335,473	0	335,473	335,473
01.040 Restricted Grants-in-Aid	0	4,236	4,236	0	4,236	4,236
01.045 Restricted Grants-in-Aid - SFSF	0	0	0	0	0	0
01.050 Property Tax Allocation	0	0	0	0	0	0
01.060 All Other Operating Revenue	0	53,917	53,917	0	53,917	53,917
01.070 Total Revenue	0	1,396,088	1,396,088	0	1,396,088	1,396,088
<b>OTHER FINANCING SOURCES</b>						
02.010 Proceeds from Sale of Notes	0	0	0	0	0	0
02.020 State Emergency Loans & Advancements (Approved)	0	0	0	0	0	0
02.040 Operating Transfers-In	0	0	0	0	0	0
02.050 Advances-In	0	49,616	49,616	0	49,616	49,616
02.060 All Other Financing Sources	0	0	0	0	0	0
02.070 Total Other Financing Sources	0	49,616	49,616	0	49,616	49,616
02.080 Total Revenues and Other Financing Sources	0	1,445,704	1,445,704	0	1,445,704	1,445,704
<b>EXPENDITURES</b>						
03.010 Personal Services	0	443,941	443,941	0	443,941	443,941
03.020 Employees' Retirement/Insurance Benefits	0	144,429	144,429	0	144,429	144,429
03.030 Purchased Services	0	83,618	83,618	0	83,618	83,618
03.040 Supplies and Materials	0	18,759	18,759	0	18,759	18,759
03.050 Capital Outlay	0	2,739	2,739	0	2,739	2,739
03.060 Intergovernmental	0	0	0	0	0	0
04.010 Debt Service: All Principal (Historical)	0	0	0	0	0	0
04.020 Debt Service: Principal - Notes	0	0	0	0	0	0
04.030 Debt Service: Principal - State Loans	0	0	0	0	0	0
04.040 Debt Service: Principal - State Advancements	0	0	0	0	0	0
04.050 Debt Service: Principal - HB 264 Loans	0	0	0	0	0	0
04.055 Debt Service: Principal - Other	0	0	0	0	0	0
04.060 Debt Service: Interest and Fiscal Charges	0	0	0	0	0	0
04.300 Other Objects	0	22,102	22,102	0	22,102	22,102
04.500 Total Expenditures	0	715,588	715,588	0	715,588	715,588
<b>OTHER FINANCING USES</b>						
05.010 Operating Transfers - Out	0	0	0	0	0	0
05.020 Advances - Out	0	0	0	0	0	0
05.030 All Other Financing Uses	0	0	0	0	0	0
05.040 Total Other Financing Uses	0	0	0	0	0	0
05.050 Total Expenditure and Other Financing Uses	0	715,588	715,588	0	715,588	715,588
06.010 Excess Rev & Oth Financing Sources over(under) Exp &	0	730,116	730,116	0	730,116	730,116
07.010 Beginning Cash Balance	0	6,224,993	6,224,993	0	6,224,993	6,224,993
07.020 Ending Cash Balance	0	6,955,109	6,955,109	0	6,955,109	6,955,109
08.010 Outstanding Encumbrances	0	439,756	439,756	0	439,756	439,756