

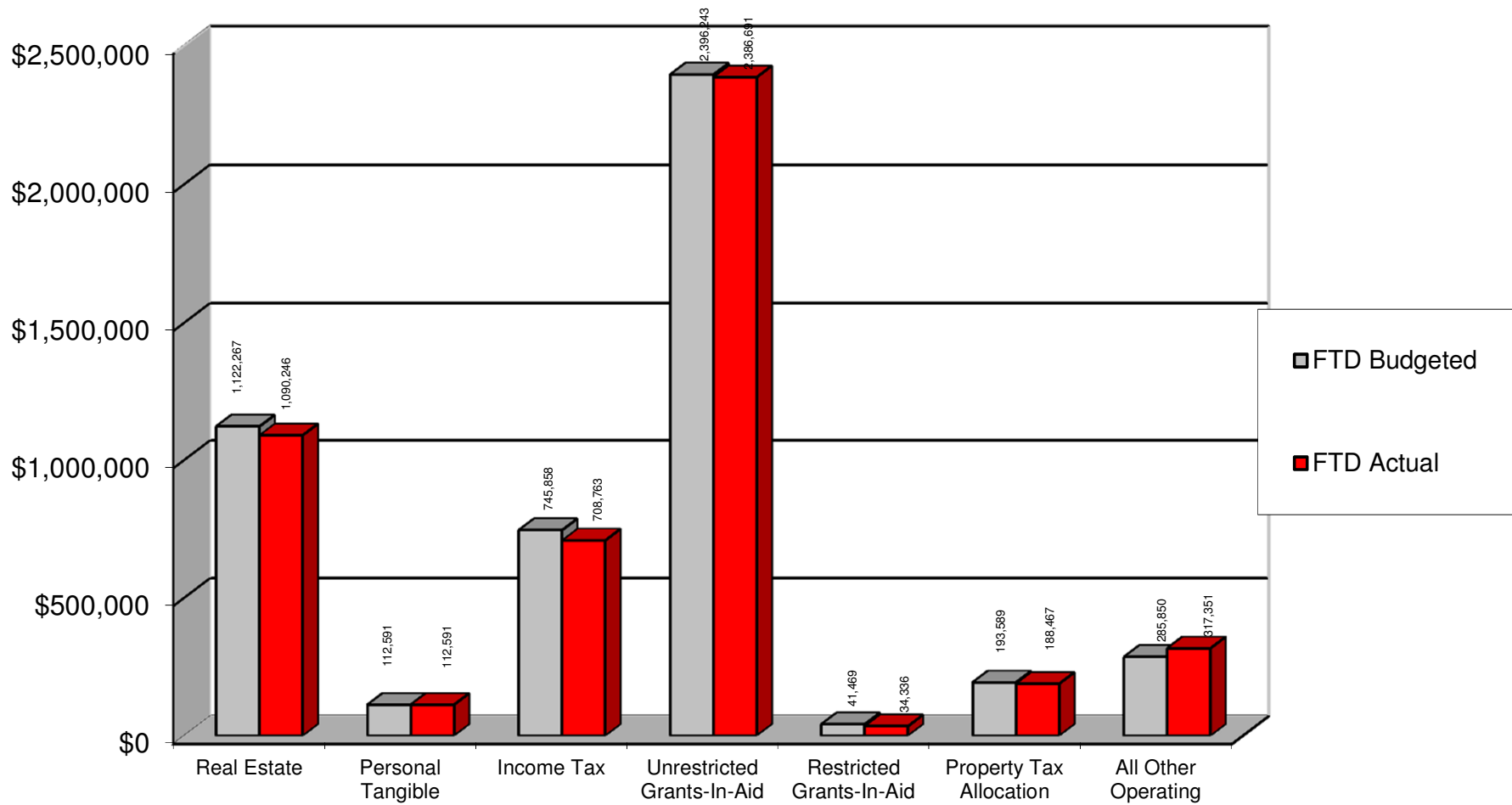
**SOUTHEASTERN LOCAL SCHOOL DISTRICT**

**FINANCIAL REPORT**

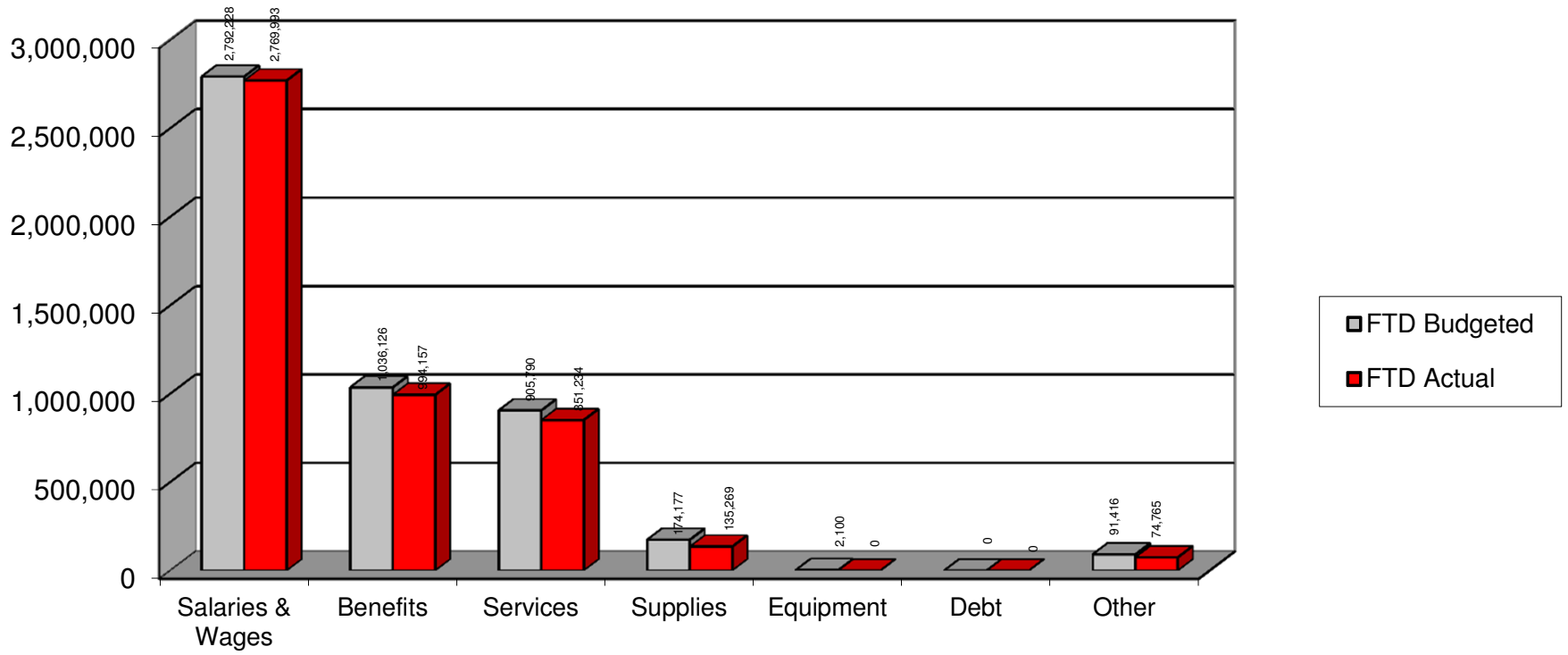
**01/31/2017**



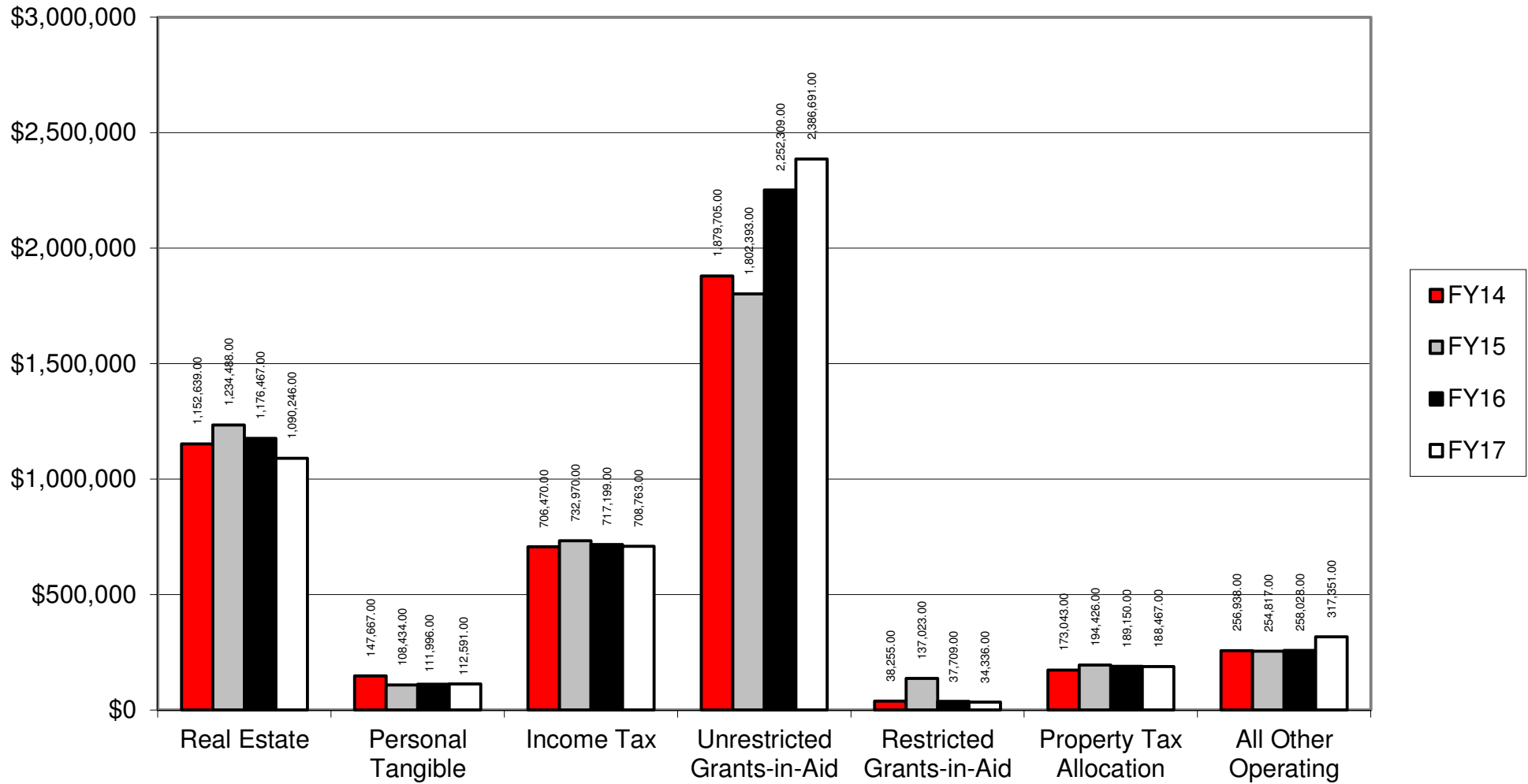
# FTD BUDGETED vs. FTD ACTUAL



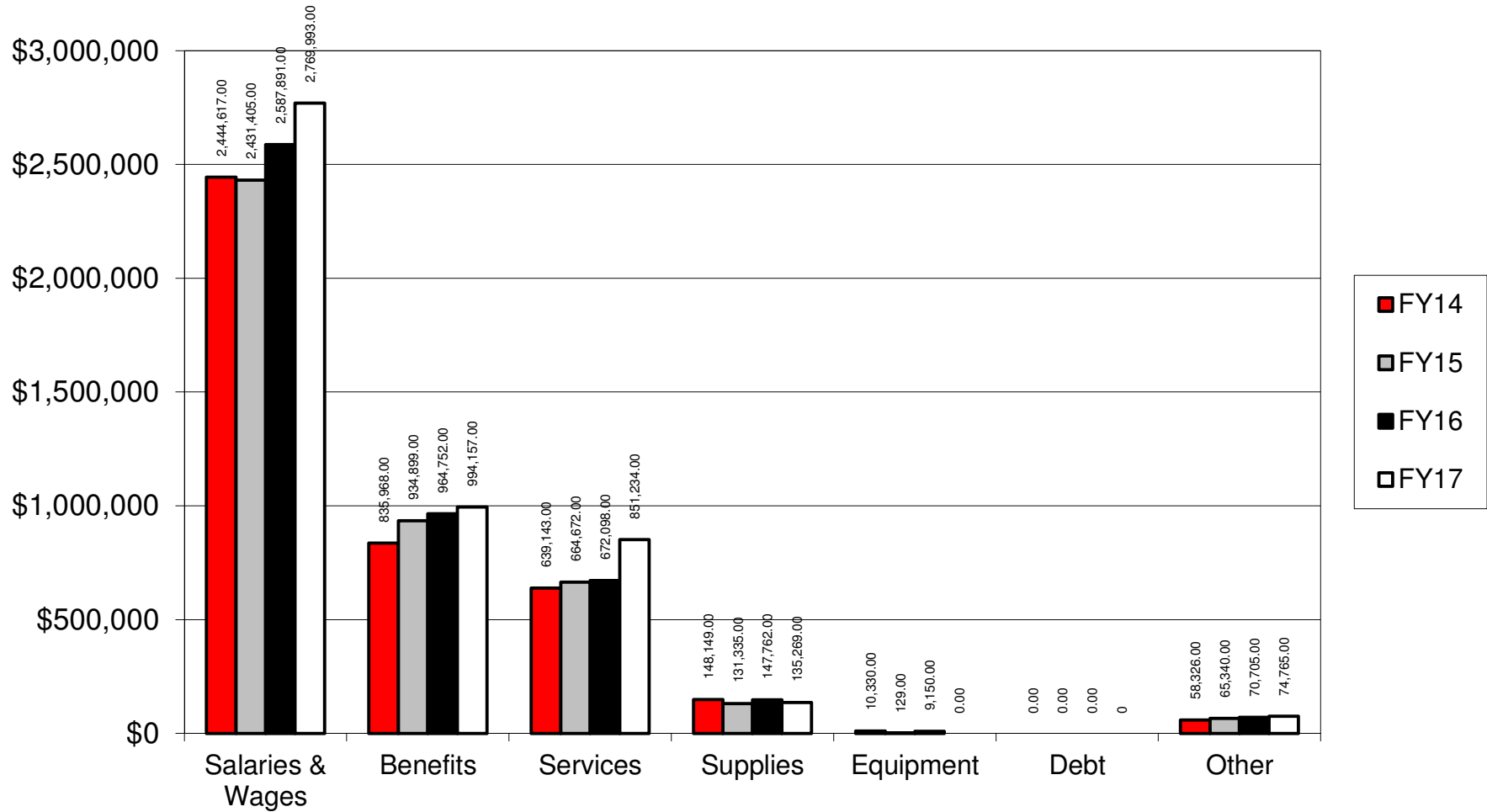
## FTD BUDGETED vs. FTD ACTUAL



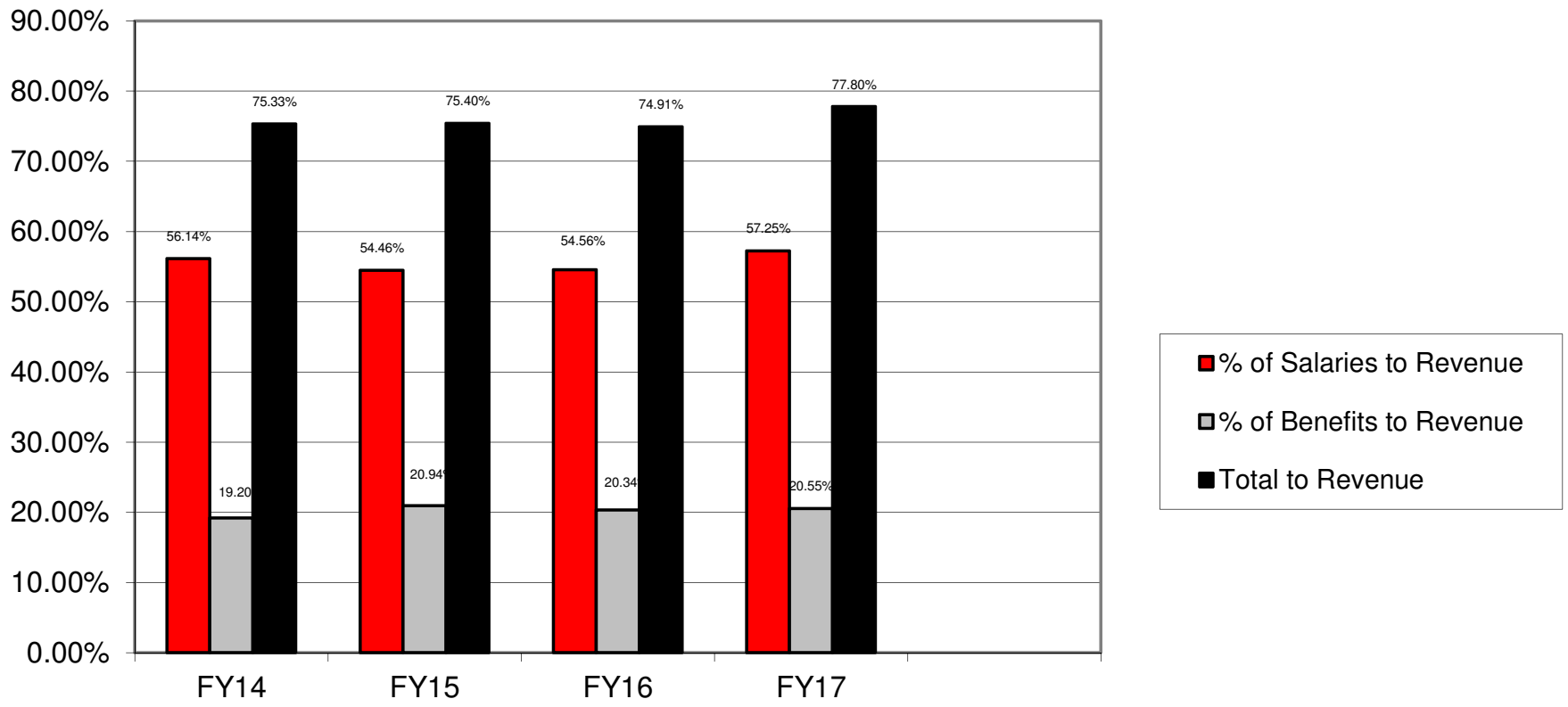
# HISTORICAL REVENUE



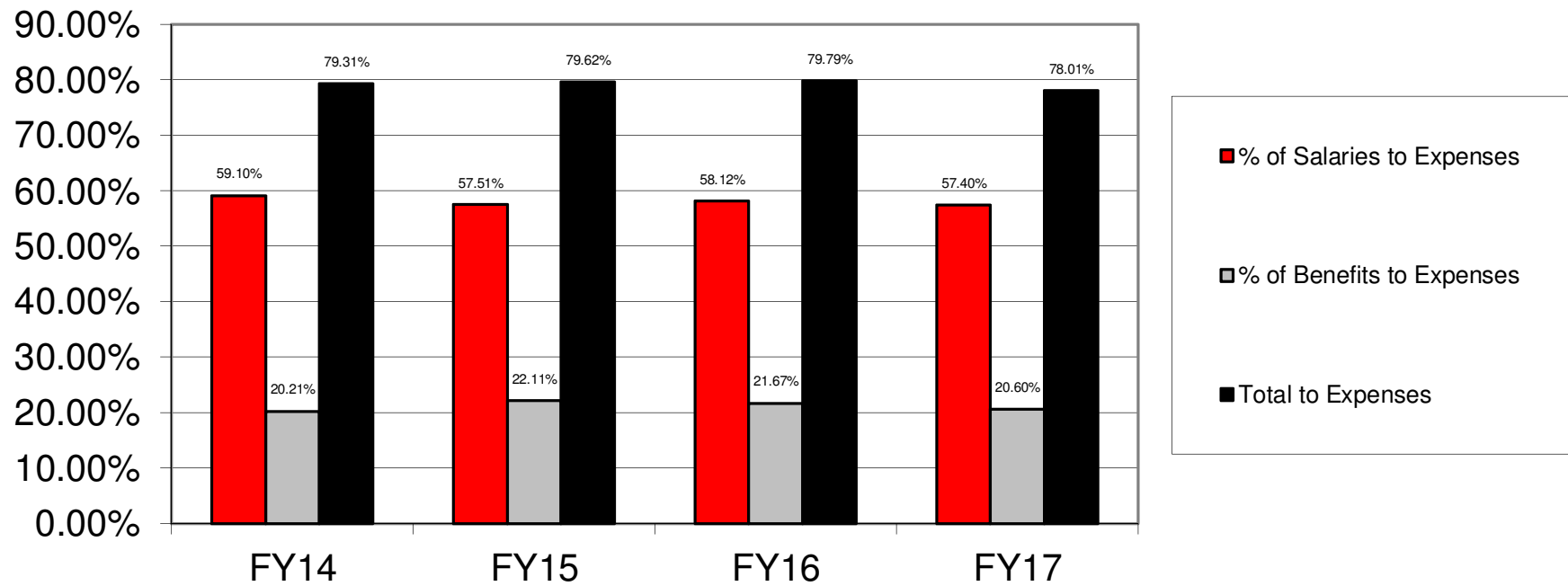
# HISTORICAL EXPENDITURES



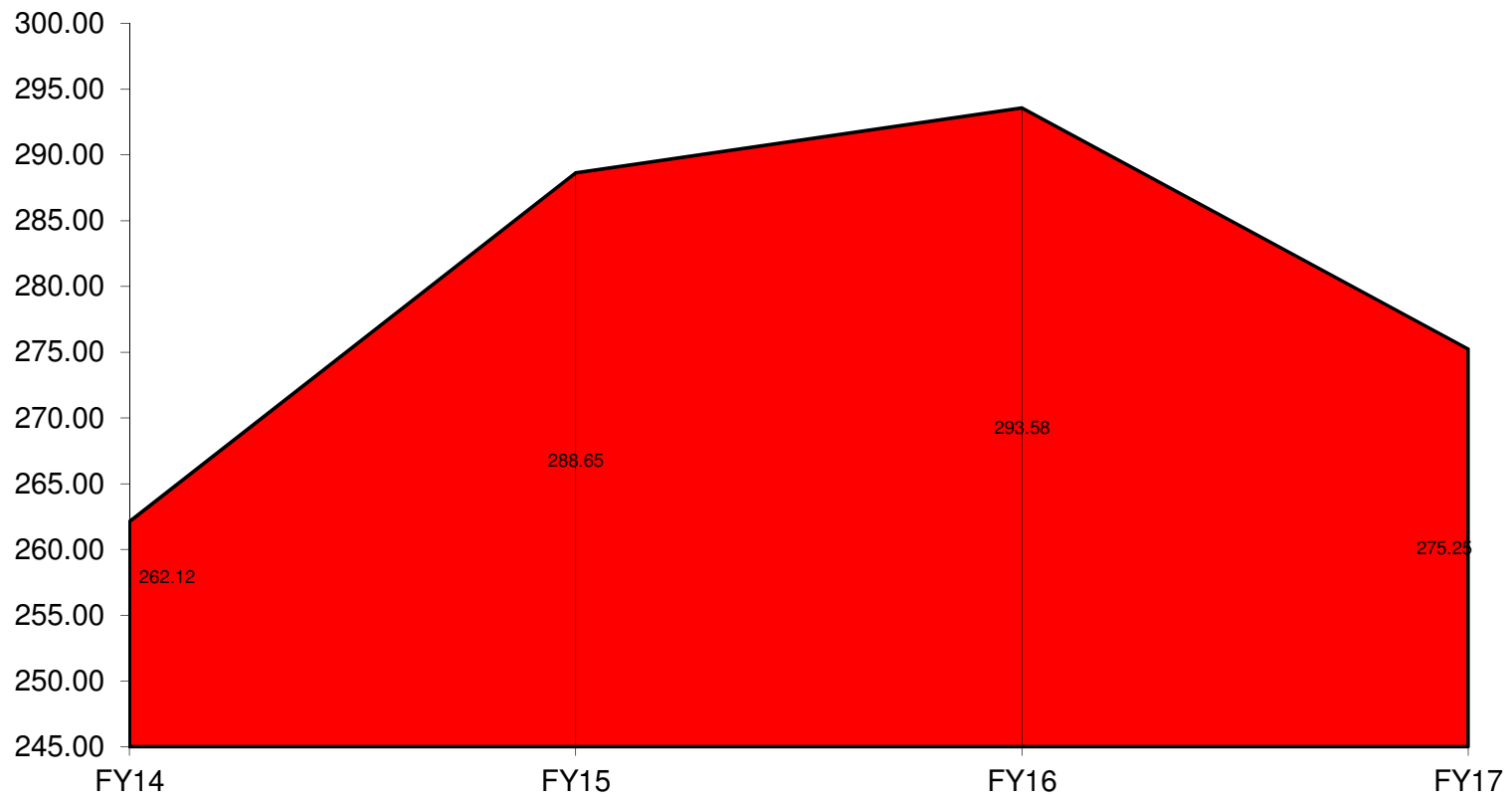
## % OF SALARIES AND BENEFITS TO REVENUE



## % OF SALARIES AND BENEFITS TO EXPENDITURES

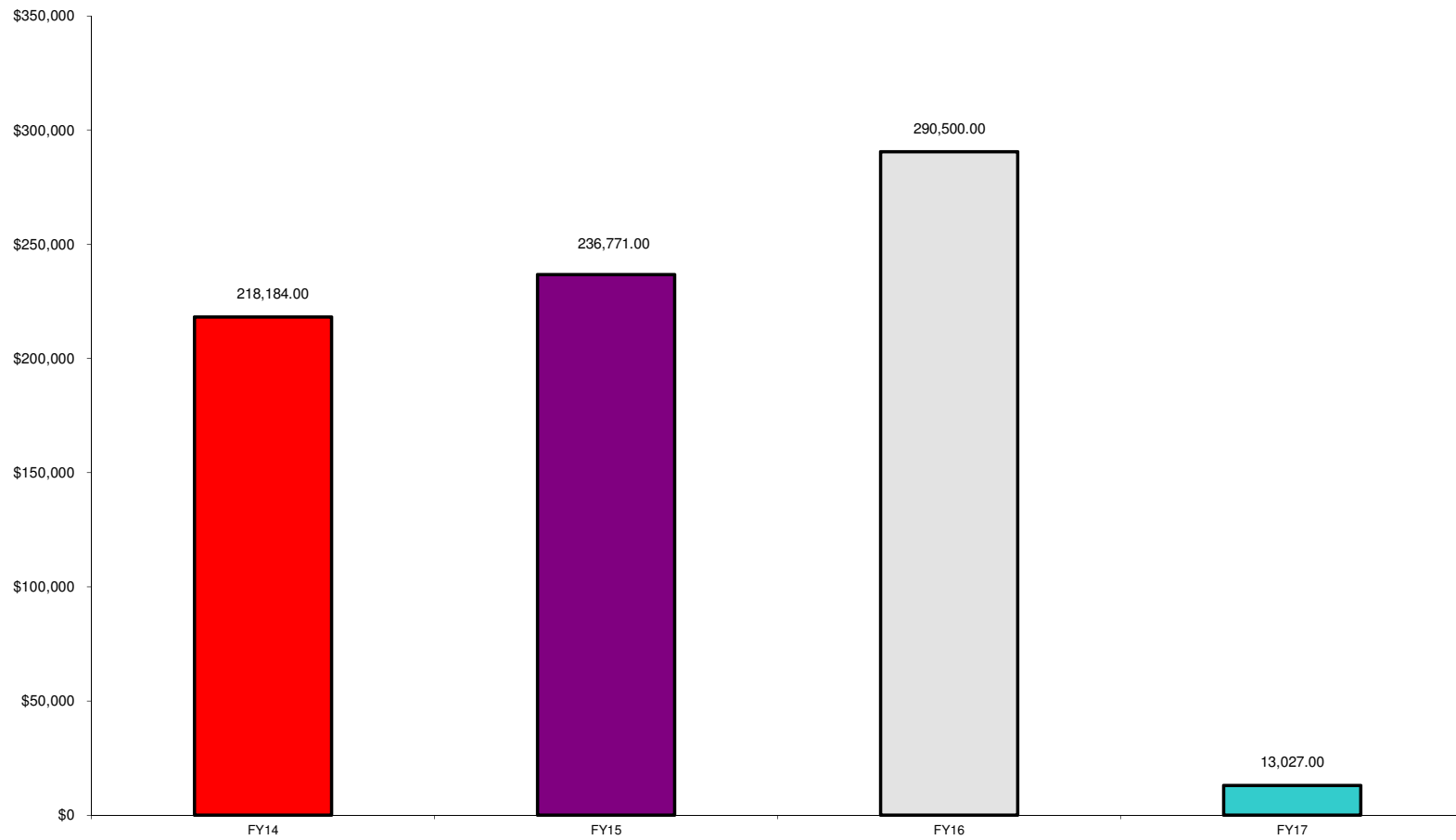


## Days of Operating Cash





# SURPLUS/DEFICIT



**MONTHLY BUDGET VARIANCE  
SOUTHEASTERN LOCAL SCHOOLS**

	<b>FTD Budgeted</b>	<b>FTD Actual</b>	<b>Variance</b>	<b>Percentage Variance</b>	<b>MTD Budgeted</b>	<b>MTD Actual</b>	<b>Variance</b>	<b>Percentage Variance</b>
<i>REVENUE</i>								
General Property (Real Estate)	\$1,122,267	\$1,090,246	(\$32,021)	-2.85%	\$119,621	\$87,600	(\$32,021)	-26.77%
Tangible Personal Property	112,591	112,591	0	0.00%	0	0	0	-
Income Tax	745,858	708,763	(37,095)	-4.97%	192,416	189,464	(2,952)	-1.53%
Unrestricted Grants-In-Aid	2,396,243	2,386,691	(9,552)	-0.40%	344,765	342,601	(2,164)	-0.63%
Restricted Grants-In-Aid	41,469	34,336	(7,133)	-17.20%	6,227	4,170	(2,057)	-33.03%
Restricted Grants-In-Aid - SFSF	0	0	0	-	0	0	0	-
Property Tax Allocation	193,589	188,467	(5,122)	-2.65%	0	0	0	-
All Other Operating Revenue	285,850	317,351	31,501	11.02%	32,584	38,880	6,296	19.32%
<b>TOTAL REVENUE</b>	<b>\$4,897,867</b>	<b>\$4,838,445</b>	<b>(\$59,422)</b>	<b>-1.21%</b>	<b>\$695,613</b>	<b>\$662,715</b>	<b>(\$32,898)</b>	<b>-4.73%</b>
<i>EXPENDITURES</i>								
Salaries & Wages	\$2,792,228	\$2,769,993	\$22,235	-0.80%	\$395,619	\$389,985	\$5,634	-1.42%
Benefits	1,036,126	994,157	41,969	-4.05%	196,682	184,416	12,266	-6.24%
Services	905,790	851,234	54,556	-6.02%	243,985	129,308	\$114,677	-47.00%
Supplies	174,177	135,269	38,908	-22.34%	19,056	8,574	10,482	-55.01%
Equipment	2,100	0	2,100	-	0	0	\$0	-
Debt	0	0	0	-	0	0	0	-
Other	91,416	74,765	16,651	-18.21%	7,700	9,811	(2,111)	27.42%
<b>TOTAL EXPENSES</b>	<b>\$5,001,837</b>	<b>\$4,825,418</b>	<b>\$176,419</b>	<b>-3.53%</b>	<b>\$863,042</b>	<b>\$722,094</b>	<b>\$140,948</b>	<b>-16.33%</b>
<b>SURPLUS/DEFICIT</b>	<b>(\$103,970)</b>	<b>\$13,027</b>	<b>\$116,997</b>	<b>-112.53%</b>	<b>(\$167,429)</b>	<b>(\$59,379)</b>	<b>\$108,050</b>	<b>-64.53%</b>
<i>OTHER USES/SOURCES</i>								
Transfers/Advances In	291,995	291,995	0	0.00%	0	0	0	-
Transfers/Advances Out	0	0	0	-	0	0	0	-
All Other Financing Sources/(Uses)	142,806	142,850	44	0.03%	0	0	\$0	-
<b>NET SOURCES/USES</b>	<b>434,801</b>	<b>434,845</b>	<b>44</b>	<b>0.01%</b>	<b>0</b>	<b>0</b>	<b>0</b>	<b>-</b>
<b>BEGINNING CASH</b>	<b>\$6,590,286</b>	<b>\$6,590,282</b>	<b>(\$4)</b>	<b>0.00%</b>	<b>\$7,088,545</b>	<b>\$7,097,533</b>	<b>\$8,988</b>	<b>0.13%</b>
<b>ENDING CASH</b>	<b>\$6,921,117</b>	<b>\$7,038,154</b>	<b>\$117,037</b>	<b>1.69%</b>	<b>\$6,921,116</b>	<b>\$7,038,154</b>	<b>\$117,038</b>	<b>1.69%</b>
<b>ENCUMBRANCES</b>	<b>\$896,590</b>	<b>\$860,427</b>	<b>(\$36,163)</b>	<b>-4.03%</b>	<b>\$896,590</b>	<b>\$860,427</b>	<b>(\$36,163)</b>	<b>-4.03%</b>
<b>UNENCUMBERED CASH</b>	<b>\$6,024,527</b>	<b>\$6,177,727</b>	<b>\$153,200</b>	<b>2.54%</b>	<b>\$6,024,526</b>	<b>\$6,177,727</b>	<b>\$153,201</b>	<b>2.54%</b>

**HISTORICAL COMPARISON BY OBJECT  
SOUTHEASTERN LOCAL SCHOOLS**

	FY 14 7/13-01/14	FY 15 7/14-01/15	% of Change	FY 16 7/15-01/16	% of Change	FY 17 7/16-01/17	% of Change
<b>REVENUE</b>							
General Property (Real Estate)	\$1,152,639	\$1,234,488	7.10%	1,176,467.00	-4.70%	\$1,090,246	-7.33%
Tangible Personal Property	147,667	108,434	-26.57%	111,996.00	3.28%	112,591	0.53%
Income Tax	706,470	732,970	3.75%	717,199.00	-2.15%	708,763	-1.18%
Unrestricted Grants-in-Aid	1,879,705	1,802,393	-4.11%	2,252,309.00	24.96%	2,386,691	5.97%
Restricted Grants-in-Aid	38,255	137,023	258.18%	37,709.00	-72.48%	34,336	-8.94%
Restricted Grants-in-Aid - SFSF	0	0	-	0.00	-	0	-
Property Tax Allocation	173,043	194,426	12.36%	189,150.00	-2.71%	188,467	-0.36%
All Other Operating Revenue	256,938	254,817	-0.83%	258,028.00	1.26%	317,351	22.99%
<b>TOTAL REVENUE</b>	<b>\$4,354,717</b>	<b>\$4,464,551</b>	<b>2.52%</b>	<b>4,742,858.00</b>	<b>6.23%</b>	<b>\$4,838,445</b>	<b>2.02%</b>
<b>EXPENDITURES</b>							
Salaries & Wages	2,444,617	2,431,405	-0.54%	2,587,891.00	6.44%	2,769,993	7.04%
Benefits	835,968	934,899	11.83%	964,752.00	3.19%	994,157	3.05%
Services	639,143	664,672	3.99%	672,098.00	1.12%	851,234	26.65%
Supplies	148,149	131,335	-11.35%	147,762.00	12.51%	135,269	-8.45%
Equipment	10,330	129	-98.75%	9,150.00	6993.02%	0	-100.00%
Debt	0	0	-	0.00	-	0	-
Other	58,326	65,340	12.03%	70,705.00	8.21%	74,765	5.74%
<b>TOTAL EXPENDITURES</b>	<b>\$4,136,533</b>	<b>\$4,227,780</b>	<b>2.21%</b>	<b>4,452,358.00</b>	<b>5.31%</b>	<b>\$4,825,418</b>	<b>8.38%</b>
<b>SURPLUS/DEFICIT</b>	<b>218,184</b>	<b>236,771</b>	<b>8.52%</b>	<b>290,500.00</b>	<b>22.69%</b>	<b>13,027</b>	<b>-95.52%</b>
<b>OTHER SOURCES/USES</b>							
Advances/Transfers In	215,947	242,939	12.50%	279,051.00	14.86%	291,995	4.64%
Advances/Transfers Out	0	0	-	1,000.00	-	0	-100.00%
All Other Financing Sources	1,421	36,550	2472.13%	3,000.00	-91.79%	142,850	4661.67%
Debt Service	0	0	-	0.00	-	0	-
<b>NET SOURCES/USES</b>	<b>217,368</b>	<b>279,489</b>	<b>28.58%</b>	<b>281,051.00</b>	<b>0.56%</b>	<b>434,845</b>	<b>54.72%</b>
<b>BEGINNING CASH</b>	<b>\$5,366,319</b>	<b>\$5,516,278</b>	<b>2.79%</b>	<b>5,988,692.00</b>	<b>8.56%</b>	<b>\$6,590,282</b>	<b>10.05%</b>
<b>ENDING CASH</b>	<b>\$5,801,871</b>	<b>\$6,032,538</b>	<b>3.98%</b>	<b>6,560,243.00</b>	<b>8.75%</b>	<b>\$7,038,154</b>	<b>7.28%</b>
<b>ENCUMBRANCES</b>	<b>758,788</b>	<b>356,553</b>	<b>-53.01%</b>	<b>480,676.00</b>	<b>34.81%</b>	<b>\$860,427</b>	<b>79.00%</b>
<b>UNENCUMBERED CASH</b>	<b>\$5,043,083</b>	<b>\$5,675,985</b>	<b>12.55%</b>	<b>6,079,567.00</b>	<b>7.11%</b>	<b>\$6,177,727</b>	<b>1.61%</b>
<b>% of Salaries to Revenue</b>	<b>56.14%</b>	<b>54.46%</b>		<b>0.55</b>		<b>57.25%</b>	
<b>% of Benefits to Revenue</b>	<b>19.20%</b>	<b>20.94%</b>		<b>0.20</b>		<b>20.55%</b>	
<b>Total to Revenue</b>	<b>75.33%</b>	<b>75.40%</b>		<b>0.75</b>		<b>77.80%</b>	
<b>Days of Operating Cash</b>	<b>262.12</b>	<b>288.65</b>		<b>293.58</b>		<b>275.25</b>	

Southeastern Local Schools  
Clark County, Ohio

General Fund Financial History/Projection

1/31/2017

Percent of Fiscal Year Complete

58.33%

	2016-17 Projection	2016-17 FYTD Actual	FYTD %
<b>REVENUE</b>			
General Property (Real Estate)	\$2,355,841.00	\$1,090,246.00	46.28%
Tangible Personal Property	\$217,885.00	\$112,591.00	51.67%
Income Tax	\$1,000,615.00	\$708,763.00	70.83%
Unrestricted Grants-in-Aid	\$3,793,678.00	\$2,386,691.00	62.91%
Restricted Grants-in-Aid	\$55,947.00	\$34,336.00	61.37%
Restricted Grants-in-Aid - SFSF	\$0.00	\$0.00	#DIV/0!
Property Tax Allocation	\$371,237.00	\$188,467.00	50.77%
All Other Operating Revenue	\$547,375.00	\$317,351.00	57.98%
TOTAL	\$8,342,578.00	\$4,838,445.00	58.00%
<b>EXPENDITURES</b>			
Salaries & Wages	\$4,915,995.00	\$2,769,993.00	56.35%
Benefits	\$1,792,176.00	\$994,157.00	55.47%
Services	\$1,476,546.00	\$851,234.00	57.65%
Supplies	\$224,814.00	\$135,269.00	60.17%
Equipment	\$5,051.00	\$0.00	0.00%
Debt	\$0.00	\$0.00	#DIV/0!
Other	\$117,929.00	\$74,765.00	63.40%
TOTAL	\$8,532,511.00	\$4,825,418.00	56.55%
<b>SURPLUS/(DEFICIT)</b>	<b>(\$189,933.00)</b>	<b>\$13,027.00</b>	

**Southeastern Local Schools**  
**Explanation of Checks Over \$5,000**

01/01/2017 - 01/31/2017

Check #	Vendor Name	Amount	Explanation
093942	AVI	\$53,698.77	Food Service Expenses
093952	Delaney Plumbing	\$6,448.55	Repair H2O piping for HS
094021	Greenon Local School District	\$53,272.82	2016 ED expenses
094061	Dayton Power and Light	\$5,734.39	Monthly Electricity
992524	Payroll	\$215,727.68	Payroll for January 5, 2017
992526	Payroll	\$208,184.68	Payroll for January 20, 2017
992527	UHC	\$83,326.93	February Health Insurance Payment
992531	American Fidelity Products	\$49,400.00	2017 Board H.S. A Contribution
992539	Foundation	\$118,343.70	County Board, STRS/SERS, Community Schools, Open Enrollment, ect...

-- Options Summary --

Output file SM2M.TXT  
Print options page? (Y,N) Y  
Report heading SM2 January 31, 2017  
Fiscal Year 2017  
Beginning Month: 01  
Ending Month: 01

BAT\_SM2M executed by SE\_BMCKEE on node MVECA0:: at 1-FEB-2017 16:44:02.25

DATE: 02/01/2017  
 TIME: 16:44:02

FORM SM-2  
 OHIO DEPARTMENT OF EDUCATION - OFFICE OF SCHOOL MANAGEMENT ASSISTANCE  
 ANNUAL SPENDING PLAN (CURRENT OPERATION - GENERAL FUND ONLY - O.R.C. 5705.391)

PAGE: 1

SCHOOL DISTRICT: SOUTHEASTERN LOCAL SCHOOL

IRN # 046276 COUNTY: CLARK  
 SM2 January 31, 2017

FISCAL YEAR: 2017 MONTH: 01

	MONTHLY ESTIMATE	MONTHLY ACTUAL	MONTHLY DIFFERENCE	FISCAL YTD ESTIMATE	FISCAL YTD ACTUAL	FISCAL YTD DIFFERENCE
REVENUES						
01.010 General Property (Real Estate)	0	87,600	87,600	0	1,090,246	1,090,246
01.020 Tangible Personal Property Tax	0	0	0	0	112,591	112,591
01.030 Income Tax	0	189,464	189,464	0	708,763	708,763
01.035 Unrestricted Grants-in-Aid	0	342,601	342,601	0	2,386,691	2,386,691
01.040 Restricted Grants-in-Aid	0	4,170	4,170	0	34,336	34,336
01.045 Restricted Grants-in-Aid - SFSF	0	0	0	0	0	0
01.050 Property Tax Allocation	0	0	0	0	188,467	188,467
01.060 All Other Operating Revenue	0	38,880	38,880	0	317,351	317,351
01.070 Total Revenue	0	662,715	662,715	0	4,838,445	4,838,445
OTHER FINANCING SOURCES						
02.010 Proceeds from Sale of Notes	0	0	0	0	0	0
02.020 State Emergency Loans & Advancements (Approved)	0	0	0	0	0	0
02.040 Operating Transfers-In	0	0	0	0	0	0
02.050 Advances-In	0	0	0	0	291,995	291,995
02.060 All Other Financing Sources	0	0	0	0	142,850	142,850
02.070 Total Other Financing Sources	0	0	0	0	434,845	434,845
02.080 Total Revenues and Other Financing Sources	0	662,715	662,715	0	5,273,290	5,273,290
EXPENDITURES						
03.010 Personal Services	0	389,985	389,985	0	2,769,993	2,769,993
03.020 Employees' Retirement/Insurance Benefits	0	184,416	184,416	0	994,157	994,157
03.030 Purchased Services	0	129,308	129,308	0	851,234	851,234
03.040 Supplies and Materials	0	8,574	8,574	0	135,269	135,269
03.050 Capital Outlay	0	0	0	0	0	0
03.060 Intergovernmental	0	0	0	0	0	0
04.010 Debt Service: All Principal (Historical)	0	0	0	0	0	0
04.020 Debt Service: Principal - Notes	0	0	0	0	0	0
04.030 Debt Service: Principal - State Loans	0	0	0	0	0	0
04.040 Debt Service: Principal - State Advancements	0	0	0	0	0	0
04.050 Debt Service: Principal - HB 264 Loans	0	0	0	0	0	0
04.055 Debt Service: Principal - Other	0	0	0	0	0	0
04.060 Debt Service: Interest and Fiscal Charges	0	0	0	0	0	0
04.300 Other Objects	0	9,811	9,811	0	74,765	74,765
04.500 Total Expenditures	0	722,094	722,094	0	4,825,418	4,825,418
OTHER FINANCING USES						
05.010 Operating Transfers - Out	0	0	0	0	0	0
05.020 Advances - Out	0	0	0	0	0	0
05.030 All Other Financing Uses	0	0	0	0	0	0
05.040 Total Other Financing Uses	0	0	0	0	0	0
05.050 Total Expenditure and Other Financing Uses	0	722,094	722,094	0	4,825,418	4,825,418
06.010 Excess Rev & Oth Financing Sources over(under) Exp &	0	59,379-	59,379-	0	447,872	447,872
07.010 Beginning Cash Balance	0	7,097,533	7,097,533	0	6,590,282	6,590,282
07.020 Ending Cash Balance	0	7,038,154	7,038,154	0	7,038,154	7,038,154
08.010 Outstanding Encumbrances	0	860,427	860,427	0	860,427	860,427

-- Options Summary --

Summary or Detail Report? (S,D) D  
Output file: FINSUMM.TXT  
Type: CSV  
Print options page? (Y,N) Y  
Generate FINDET report for comparison? (Y,N) Y  
Sort options: FS  
Include future encumbrance amounts? (Y,N) N  
Include accounts with zero amounts? (Y,N) N  
Include accounts which are no longer active? (Y,N,I) Y

BAT\_FINSUM executed by SE\_BMCKEE on node MVECA0:: at 1-FEB-2017 16:26:10.19



Date: 02/01/2017  
 Time: 4:26 pm

SOUTHEASTERN LOCAL SCHOOL  
 Financial Report by Fund/SCC

Fund #	Fund Description	FYTD	MTD	FYTD	Current	Current	Unencumbered	Bank
Begin	MTD	Receipts	Expenditures	Expenditures	Fund	Encumbrances	Fund	Balance
Balance	Receipts				Balance		Balance	Code
001 0000	CASH CONTROL - GENERAL FUND							
6,487,444.73	662,715.71	5,273,291.56	722,094.61	4,825,417.79	6,935,318.50	860,427.07	6,074,891.43	
001 9412	GENERAL SET ASIDE (5%)							
102,837.52	0.00	0.00	0.00	0.00	102,837.52	0.00	102,837.52	
003 0000	GENERAL INTEREST							
1,075,699.60	14,818.06	47,287.22	0.00	579.00	1,122,407.82	0.00	1,122,407.82	
003 9001	PERMANENT IMPROVEMENT VOTED							
835,524.38-	6,500.00	111,918.52	15,754.94	301,360.04	1,024,965.90-	130,283.22	1,155,249.12-	
003 9003	AUDITORIUM RENOVATION							
848.38	0.00	0.00	0.00	0.00	848.38	0.00	848.38	
006 0000	LUNCHROOM CASH CONTROL							
22,372.09-	43,847.90	132,794.52	69,189.88	428,329.22	317,906.79-	147,380.21	465,287.00-	1
006 9017	Children's Hunger Alliance							
0.00	0.00	2,000.00	0.00	1,029.00	971.00	583.83	387.17	
018 9081	PRINCIPAL'S SUPPORT - MIAMI VIEW							
1,970.75	0.00	0.00	75.00	75.00	1,895.75	0.00	1,895.75	1
018 9082	PRINCIPAL'S SUPPORT - HIGH SCHOOL							
4,302.25-	476.00	1,561.00	207.77	8,952.63	11,693.88-	864.64	12,558.52-	1
018 9281	MIDDLE SCHOOL PRINCIPAL'S SUPPORT							
2,331.50	0.00	12,872.10	1,223.44	9,624.28	5,579.32	3,329.72	2,249.60	
019 9091	MIAMI VIEW WORKROOM/LOUNGE							
136.84	112.20	188.73	0.00	102.69	222.88	0.00	222.88	1
019 9092	TEACHER'S LOUNGE - HIGH SCHOOL							
537.01	35.79	75.17	41.70	286.42	325.76	3.98	321.78	
022 9012	Wellness Incentive							
7,993.85	0.00	977.00	0.00	0.00	8,970.85	0.00	8,970.85	
022 9013	Julia Salyers Memorial Fund							
365.00	0.00	0.00	0.00	0.00	365.00	0.00	365.00	
022 9014	Jerry South Memorial Fund							
397.84	0.00	0.00	0.00	0.00	397.84	0.00	397.84	
022 9081	PRINCIPAL'S FUND/STAFF RECOGNITION							
405.49-	0.00	0.00	0.00	783.75	1,189.24-	0.00	1,189.24-	

Date: 02/01/2017  
 Time: 4:26 pm

SOUTHEASTERN LOCAL SCHOOL  
 Financial Report by Fund/SCC

Fund #	Fund Description	FYTD Receipts	MTD Expenditures	FYTD Expenditures	Current Fund Balance	Current Encumbrances	Unencumbered Fund Balance	Bank Code	
022 9082	PRINCIPAL'S FUND/STAFF RECOGNITION	1,600.17	182.24	234.95	50.00	545.69	1,289.43	445.00	844.43
022 9208	2008 Section 125	0.00	0.00	174.65	0.00	167.50	7.15	0.00	7.15
022 9281	PRINCIPAL'S FUND/STAFF RECOGNITION	3,806.92-	37.32	37.32	0.00	766.00	4,535.60-	400.00	4,935.60-
027 0000	BWC Distribution Account	50,418.68	3,391.36	23,934.69	0.00	18,272.47	56,080.90	6,716.31	49,364.59
200 9000	Washington DC Trip	0.00	2,026.00	9,089.50	0.00	0.00	9,089.50	5,850.00	3,239.50
200 9013	Class of 2013	816.46	0.00	0.00	0.00	0.00	816.46	0.00	816.46
200 9014	Class of 2014	250.00	0.00	0.00	0.00	0.00	250.00	0.00	250.00
200 9015	Class of 2015	187.01	0.00	0.00	0.00	0.00	187.01	0.00	187.01
200 9016	Class of 2016	693.57	0.00	0.00	0.00	311.60	381.97	0.00	381.97
200 9017	Class of 2017	1,935.53	0.00	0.00	0.00	230.11	1,705.42	360.54	1,344.88
200 9018	Class of 2018	2,565.53	5.00	5,426.00	0.00	4,167.51	3,824.02	881.58	2,942.44
200 9019	Class of 2019	805.83-	0.00	105.00	0.00	0.00	700.83-	0.00	700.83-
200 9020	Class of 2020	366.87	95.00	95.00	0.00	0.00	461.87	0.00	461.87
200 9201	FUTURE FARMERS OF AMERICA	3,456.11	155.00	13,554.00	0.00	7,284.94	9,725.17	8,302.50	1,422.67
200 9202	FAMILIES CAREERS & COMMUNITY LEADERS OF AMERI	3,423.51	46.50	3,162.88	520.00	4,318.40	2,267.99	326.55	1,941.44 1
200 9203	FUTURE EDUCATORS OF AMERICA	119.74	0.00	0.00	0.00	0.00	119.74	0.00	119.74

Date: 02/01/2017  
 Time: 4:26 pm

SOUTHEASTERN LOCAL SCHOOL  
 Financial Report by Fund/SCC

Fund #	Fund Description	FYTD Receipts	MTD Expenditures	FYTD Expenditures	Current Fund Balance	Current Encumbrances	Unencumbered Fund Balance	Bank Code
200 9205	NATIONAL HONOR SOCIETY 824.44	0.00	375.00	0.00	619.00	580.44	195.00	385.44 1
200 9207	ACHIEVEMENT THRU TEAMWORK 882.26	0.00	0.00	0.00	214.25	668.01	0.00	668.01
200 9208	Spanish Club 0.00	0.00	245.00	0.00	0.00	245.00	0.00	245.00
200 9210	SPIRIT CLUB 1,098.55	0.00	1,020.00	0.00	981.00	1,137.55	0.00	1,137.55
200 9215	LAND LAB 264.28	0.00	0.00	0.00	0.00	264.28	0.00	264.28
200 9216	MIAMI VIEW MIDDLE SCHOOL STUDENT COUNCIL 7,041.97	76.16	1,304.91	864.00	1,442.94	6,903.94	21.00	6,882.94 1
200 9217	Jr. High Student Council 4,311.17	160.00	315.00	0.00	0.00	4,626.17	0.00	4,626.17
200 9222	S.A.D.D. CASH 206.74	0.00	0.00	0.00	0.00	206.74	0.00	206.74
200 9225	H2O HELP TO OTHERS 1,060.87	0.00	0.00	0.00	0.00	1,060.87	0.00	1,060.87
200 9226	Art Club 1,619.89	0.00	0.00	0.00	0.00	1,619.89	0.00	1,619.89
300 0000	STUDENT PARTICIPATION FEES 0.00	0.00	0.00	0.00	327.82	327.82-	0.00	327.82-
300 9302	BAND 4,263.48	0.00	5,529.00	0.00	0.00	9,792.48	0.00	9,792.48
300 9303	CHEERLEADERS - HI SCHOOL 804.38	0.00	14,142.76	82.32	13,789.87	1,157.27	320.00	837.27
300 9304	CHOIR - HI SCHOOL 730.43	0.00	0.00	0.00	0.00	730.43	0.00	730.43
300 9305	DRAMA - HI SCHOOL 7,748.85	1,279.00	1,279.00	0.00	400.00	8,627.85	2,645.69	5,982.16
300 9306	Bowling Club 1,171.77-	1,375.00	1,918.00	190.00	1,630.00	883.77-	370.00	1,253.77-

Date: 02/01/2017  
 Time: 4:26 pm

SOUTHEASTERN LOCAL SCHOOL  
 Financial Report by Fund/SCC

Fund #	Fund Description	FYTD Receipts	MTD Expenditures	FYTD Expenditures	Current Fund Balance	Current Encumbrances	Unencumbered Fund Balance	Bank Code
300 9308	TROJAN TIMES 1.66	0.00	0.00	0.00	1.66	0.00	1.66	
300 9309	YEARBOOK 1,438.10-	0.00	720.00	2,395.00	4,351.11-	0.00	4,351.11-	
300 9312	Wrestling Club 1,130.73	1,430.00	1,430.00	1,977.50	316.53-	2,535.00	2,851.53-	
300 9313	CHEERLEADERS - MIAMI VIEW 64.29	0.00	1,023.00	0.00	1,470.91-	0.00	1,470.91-	
300 9320	ATHLETICS - HI SCHOOL 20,372.96	7,159.00	56,318.34	3,631.04	44,458.94	32,232.36	18,012.81	14,219.55 1
300 9330	ATHLETICS MIAMI VIEW 6,120.74	2,623.00	11,997.05	975.00	17,619.97	497.82	3,797.12	3,299.30- 1
450 9407	SCHOOLNET 0.01	0.00	0.00	0.00	0.01	0.00	0.01	
451 9017	DATA COMM 0.00	0.00	2,700.00	2,700.00	2,700.00	0.00	0.00	0.00
459 9903	OHIO READS GRANT 300.00	0.00	0.00	0.00	0.00	300.00	0.00	300.00
459 9905	OHIO READS 2,000.00	0.00	0.00	0.00	0.00	2,000.00	0.00	2,000.00
461 9017	VOC ED ENHANCEMENTS 0.00	1,216.00	3,445.84	496.53	3,445.84	0.00	0.00	0.00
499 9014	Early Literacy Grant 7,805.06	0.00	0.00	0.00	0.00	7,805.06	0.00	7,805.06
499 9016	FY16 Parent Mentor Grant 0.00	0.00	2,400.00	0.00	0.00	2,400.00	0.00	2,400.00
499 9017	Parent Mentor Services 0.00	2,000.00	9,200.00	2,000.00	11,600.00	2,400.00-	13,400.00	15,800.00-
499 9107	Project Lead the Way 0.45	0.00	0.00	0.00	0.00	0.45	0.00	0.45
499 9900	BUILDING INCENTIVE 128.59	0.00	0.00	0.00	0.00	128.59	0.00	128.59

Date: 02/01/2017  
 Time: 4:26 pm

SOUTHEASTERN LOCAL SCHOOL  
 Financial Report by Fund/SCC

Fund #	Fund Description	FYTD Receipts	MTD Expenditures	FYTD Expenditures	Current Fund Balance	Current Encumbrances	Unencumbered Fund Balance	Bank Code
516 9602	TITLE IV-B 2002 0.56	0.00	0.00	0.00	0.56	0.00	0.56	
516 9616	IDEA PART B 3,854.85	0.00	10,973.34	0.00	14,828.19	0.00	0.00	
516 9617	IDEA PART B 0.00	12,443.06	61,287.25	12,443.06	61,030.61	256.64	0.00	256.64
572 9216	TITLE I 9,697.75	0.00	19,222.80	0.00	28,920.55	0.00	0.00	0.00
572 9217	TITLE I 0.00	42,459.30	79,168.08	14,088.86	78,512.96	655.12	1,211.29	556.17-
573 9302	TITLE VI-INNOVATIVE 1.00	0.00	0.00	0.00	0.00	1.00	0.00	1.00
590 9017	IMPROVING TCHR QUALITY 0.00	8,815.65	17,631.30	3,526.26	17,631.30	0.00	0.00	0.00
GRAND TOTALS:								
	6,958,905.33	815,480.25	5,942,425.48	854,526.91	5,921,825.75	6,979,505.06	1,208,663.06	5,770,842.00

-- Options Summary --

Output file: CHEKPY.TXT  
Print options page? (Y,N) Y  
Sort options: C  
Check types to select. (D,I,M,P,R,T,W): W,P,R,M  
Print vendor from PO or check. (P,C): P  
Date Selection From: 01/01/2017  
To: 01/31/2017  
Summary or Detail report? (S,D) S  
Single or Double space summary report? (S,D) S  
Include or Exclude the following vendors?(I,E) I

BAT\_CHEKPY executed by SE\_BMCKEE on node MVECA0:: at 1-FEB-2017 16:11:02.88

Date: 02/01/2017  
 Time: 4:11 pm

SOUTHEASTERN LOCAL SCHOOL  
 SORT BY CHECK NUMBER  
 CHECK DATES BETWEEN 01/01/2017 AND 01/31/2017  
 WARRANT, REFUND, MEMO, PAYROLL CHECKS

Page: 1  
 (CHEKPY)

CHECK	TYPE	DATE	VENDOR	VENDOR	STATUS/DATE	BANK CODE	CHECK AMOUNT
093941	W	01/06/2017	Andrew Lytle	034351	RECONCILED:01/31/2017	1	40.00
093942	W	01/06/2017	AVI FoodSystems	034778	RECONCILED:01/31/2017	1	53,698.77
093943	W	01/06/2017	BERNER SCREEN PRINT	001355	RECONCILED:01/31/2017		112.50
093944	W	01/06/2017	Brad Aleshire	034998	RECONCILED:01/31/2017	1	80.00
093945	W	01/06/2017	Buck Run Commercial Doors & Hardware	034898	RECONCILED:01/31/2017		1,328.00
093946	W	01/06/2017	CATHY HOLFINGER	030793	RECONCILED:01/31/2017		82.72
093947	W	01/06/2017	Centurylink Business Services	031172	RECONCILED:01/31/2017		7.88
093948	W	01/06/2017	Chris Hollan	035002	RECONCILED:01/31/2017	1	65.00
093949	W	01/06/2017	COUNTRY MINI MART	030851	RECONCILED:01/31/2017		168.00
093950	W	01/06/2017	Dave Siefiring	035003	RECONCILED:01/31/2017	1	65.00
093951	W	01/06/2017	Dayton Performing Arts Alliance	034963	RECONCILED:01/31/2017	1	75.00
093952	W	01/06/2017	DELANEY PLUMBING	003400	RECONCILED:01/31/2017		6,448.55
093953	W	01/06/2017	Derick Williams	035004	RECONCILED:01/31/2017	1	65.00
093954	W	01/06/2017	FRANK VITT	020106	RECONCILED:01/31/2017	1	65.00
093955	W	01/06/2017	Furlow's Consulting LLC	034907	RECONCILED:01/31/2017		1,368.50
093956	W	01/06/2017	Jacob Rosales	034805	RECONCILED:01/31/2017	1	160.00
093957	W	01/06/2017	John Christian	034001	RECONCILED:01/31/2017	1	40.00
093958	W	01/06/2017	Ken Powers	034256	RECONCILED:01/31/2017	1	40.00
093959	W	01/06/2017	Lincoln Weaver	032982	RECONCILED:01/31/2017	1	65.00
093960	W	01/06/2017	LOWE'S LUMBER	007430	RECONCILED:01/31/2017		32.49
093961	W	01/06/2017	Michael Shah	034856	RECONCILED:01/31/2017	1	80.00
093962	W	01/06/2017	Michael Young	033539	RECONCILED:01/31/2017	1	40.00
093963	W	01/06/2017	Mike Freese	034396	RECONCILED:01/31/2017	1	65.00
093964	W	01/06/2017	Nancy Holt	034684	RECONCILED:01/31/2017		1,000.00
093965	W	01/06/2017	NEOLA, Inc.	032628	RECONCILED:01/31/2017		1,550.75
093966	W	01/06/2017	Nick Banion	034670	RECONCILED:01/31/2017		94.50
093967	W	01/06/2017	Ohio FCCLA State Leadership Conf. Reg.	033891	RECONCILED:01/31/2017	1	520.00
093968	W	01/06/2017	Ohio Mobile Shredding	032609	RECONCILED:01/31/2017		116.60
093969	W	01/06/2017	OHIO SCHOOL BOARD ASSOCIATION	010262	RECONCILED:01/31/2017		3,385.00
093970	W	01/06/2017	PEPSI COLA CO.	010375	RECONCILED:01/31/2017	1	452.42
093971	W	01/06/2017	Scott Lamb	032726	RECONCILED:01/31/2017		129.90
093972	W	01/06/2017	SHOEMAKER'S HOME CENTER	011950	RECONCILED:01/31/2017		222.71
093973	W	01/06/2017	STANTON SHEET MUSIC	012750	RECONCILED:01/31/2017		246.84
093974	W	01/06/2017	Time Warner Cable-SWO Division	035001	RECONCILED:01/31/2017		8.43
093975	W	01/06/2017	VILLAGE OF S. CHARLESTON	013400	RECONCILED:01/31/2017	(Multi-bank check)	2,514.70
093976	W	01/06/2017	Wolfcreek Books LLC, Inc	035000	RECONCILED:01/31/2017		57.00
093977	W	01/09/2017	Jim "Basketball" Jones Progam	034979	RECONCILED:01/31/2017		650.00
093978	W	01/12/2017	Andrew Lytle	034351	RECONCILED:01/31/2017	1	55.00
093979	W	01/12/2017	CARDINAL BUS SALES & SERVICE	011859	RECONCILED:01/31/2017		114.45
093980	W	01/12/2017	Carr Supply Springfield	034750	RECONCILED:01/31/2017		803.14
093981	W	01/12/2017	Centurylink Business Services	031172	RECONCILED:01/31/2017		11.71
093982	W	01/12/2017	Donald Hammond	034066	RECONCILED:01/31/2017	1	55.00
093983	W	01/12/2017	ESC of Central Ohio	034481	RECONCILED:01/31/2017		99.00
093984	W	01/12/2017	Genuine Parts Co. DBA NAPA AUTO PARTS	012600	RECONCILED:01/31/2017		336.64
093985	W	01/12/2017	GOPHER ATHLETIC	005065	RECONCILED:01/31/2017	1	180.06

Date: 02/01/2017  
 Time: 4:11 pm

SOUTHEASTERN LOCAL SCHOOL  
 SORT BY CHECK NUMBER  
 CHECK DATES BETWEEN 01/01/2017 AND 01/31/2017  
 WARRANT, REFUND, MEMO, PAYROLL CHECKS

Page: 2  
 (CHEKPY)

CHECK	TYPE	DATE	VENDOR	VENDOR	STATUS/DATE	BANK CODE	CHECK AMOUNT
093986	W	01/12/2017	Guardian	033892	RECONCILED:01/31/2017		143.70
093987	W	01/12/2017	B2B Computer Products LLC DBA: ITSavvy	034144	RECONCILED:01/31/2017		2,947.22
093988	W	01/12/2017	John Christian	034001	RECONCILED:01/31/2017	1	55.00
093989	W	01/12/2017	Ken Powers	034256	RECONCILED:01/31/2017	1	110.00
093990	W	01/12/2017	MAINE'S COLLISION REPAIR	000013	RECONCILED:01/31/2017		141.00
093991	W	01/12/2017	Mansker Enterprises Solutions	033435	RECONCILED:01/31/2017		159.00
093992	W	01/12/2017	MCI COMMERCIAL SERVICE	010077			175.00
093993	W	01/12/2017	MILLER'S TEXTILE SERVICES	012700	RECONCILED:01/31/2017		55.00
093994	W	01/12/2017	NATIONAL PEN CORPORATION	031156			219.44
093995	W	01/12/2017	Pearson Customer Support	034922			2,937.59
093996	W	01/12/2017	PJ Bertemes	033166	RECONCILED:01/31/2017		200.00
093997	W	01/12/2017	QUILL OFFICE SUPPLIES	010750	RECONCILED:01/31/2017		956.49
093998	W	01/12/2017	Smekens Education	034229	RECONCILED:01/31/2017		450.00
093999	W	01/12/2017	Southern Computer Warehouse	034566	RECONCILED:01/31/2017		270.22
094000	W	01/12/2017	Sunrise Co-Op	032513	RECONCILED:01/31/2017		1,579.12
094001	W	01/12/2017	Time Warner Cable-SWO Division	035001	RECONCILED:01/31/2017		4.21
094002	W	01/12/2017	TONY TAYLOR	030122		1	55.00
094003	W	01/12/2017	Worthington Christian HS c/o Dennis Strohmeier	035005	RECONCILED:01/31/2017		190.00
094004	W	01/20/2017	American Fidelity Administrive Services, LLC	034825	RECONCILED:01/31/2017		84.25
094005	W	01/20/2017	AQUA-FALLS GLACIER MOUNTAIN	030172	RECONCILED:01/31/2017		7.80
094006	W	01/20/2017	Brad Aleshire	034998	RECONCILED:01/31/2017	1	80.00
094007	W	01/20/2017	BUCKEYE ALL GASES	010097			18.14
094008	W	01/20/2017	Burleson Law Offices, LLC	033353	RECONCILED:01/31/2017		1,127.50
094009	W	01/20/2017	CARDINAL BUS SALES & SERVICE	011859	RECONCILED:01/31/2017		24.70
094010	W	01/20/2017	Carlos Olivieri	035007	RECONCILED:01/31/2017	1	65.00
094011	W	01/20/2017	Christoper Daley	034796	RECONCILED:01/31/2017	1	55.00
094012	W	01/20/2017	Christopher Dodd	034399	RECONCILED:01/31/2017	1	65.00
094013	W	01/20/2017	CLARK COUNTY EDUCATIONAL SERVICE CENTER	002300	RECONCILED:01/31/2017		106.66
094014	W	01/20/2017	CLASSROOM DIRECT	031777	RECONCILED:01/31/2017		71.24
094015	W	01/20/2017	COLUMBUS CLAY CO.	014917	RECONCILED:01/31/2017		485.00
094016	W	01/20/2017	Curt Marshall	033181		1	65.00
094017	W	01/20/2017	David Diaz	034412		1	65.00
094018	W	01/20/2017	De Lage Landen	034335	RECONCILED:01/31/2017		1,688.00
094019	W	01/20/2017	Diangelo Thomas	035008	RECONCILED:01/31/2017	1	40.00
094020	W	01/20/2017	Direct Energy Business Marketing, LLC	034790	RECONCILED:01/31/2017		2,505.91
094021	W	01/20/2017	Greenon Local School District	034028	RECONCILED:01/31/2017		53,272.82
094022	W	01/20/2017	Greg Shupert	034864	RECONCILED:01/31/2017	1	40.00
094023	W	01/20/2017	H. W. MANN & SONS	007650	RECONCILED:01/31/2017		260.00
094024	W	01/20/2017	Jacob Rosales	034805		1	80.00
094025	W	01/20/2017	Jim Rayburn	032774		1	55.00
094026	W	01/20/2017	JOHN DIETSCH	030115		1	40.00
094027	W	01/20/2017	Joseph Pugh	034966	RECONCILED:01/31/2017	1	80.00
094028	W	01/20/2017	Joseph Ross	035011	RECONCILED:01/31/2017	1	65.00
094029	W	01/20/2017	Julie White	035006			82.32
094030	W	01/20/2017	KATHY MERCER	005620			41.70



Date: 02/01/2017  
 Time: 4:11 pm

SOUTHEASTERN LOCAL SCHOOL  
 SORT BY CHECK NUMBER  
 CHECK DATES BETWEEN 01/01/2017 AND 01/31/2017  
 WARRANT, REFUND, MEMO, PAYROLL CHECKS

Page: 3  
 (CHEKPY)

CHECK	TYPE	DATE	VENDOR	VENDOR	STATUS/DATE	BANK CODE	CHECK AMOUNT
094031	W	01/20/2017	MACRAY CO INC.	007480	RECONCILED:01/31/2017	1	295.00
094032	W	01/20/2017	Michael Shah	034856	RECONCILED:01/31/2017	1	80.00
094033	W	01/20/2017	MIKE MCNEIL	004007	RECONCILED:01/31/2017	1	65.00
094034	W	01/20/2017	MILLER'S TEXTILE SERVICES	012700	RECONCILED:01/31/2017		102.03
094035	W	01/20/2017	Nancy Holt	034684	RECONCILED:01/31/2017		1,000.00
094036	W	01/20/2017	Randon McNeil	034226	RECONCILED:01/31/2017	1	65.00
094037	W	01/20/2017	Richard McCurdy	034054	RECONCILED:01/31/2017	1	55.00
094038	W	01/20/2017	Ryan Harrison	034714		1	130.00
094039	W	01/20/2017	Scenario Learning, Inc	032805	RECONCILED:01/31/2017	(Multi-bank check)	515.00
094040	W	01/20/2017	Seth Evans	035009	RECONCILED:01/31/2017	1	55.00
094041	W	01/20/2017	SHOEMAKER'S GROCERY	011900	RECONCILED:01/31/2017	1	27.71
094042	W	01/20/2017	STARR TROPHY	000041	RECONCILED:01/31/2017		352.50
094043	W	01/20/2017	The Purple Monkey	033064	RECONCILED:01/31/2017		193.50
094044	W	01/20/2017	TONY TAYLOR	030122		1	110.00
094045	W	01/20/2017	VECTREN ENERGY DELIVERY	003350	RECONCILED:01/31/2017		1,196.02
094046	W	01/20/2017	WALSWORTH PUBLISHING CO	030081	RECONCILED:01/31/2017		2,395.00
094047	W	01/20/2017	West Jefferson Athletic Dept.	034870	RECONCILED:01/31/2017		325.00
094048	W	01/20/2017	Wilson Sims	034696		1	40.00
094049	W	01/27/2017	Alex Brouhard	035020		1	40.00
094050	W	01/27/2017	Amanda Best	033456			4.50
094051	W	01/27/2017	Andrew Lytle	034351		1	55.00
094052	W	01/27/2017	Apple Inc.	034275			3,881.65
094053	W	01/27/2017	AMERITECH	010200			481.76
094054	W	01/27/2017	AT&T	033049			14.64
			LEC Services Billing				
094055	W	01/27/2017	Beth Bertemes	033864			23.88
094056	W	01/27/2017	Bill Mooney	032793		1	65.00
094057	W	01/27/2017	BrainPop	034364			220.00
094058	W	01/27/2017	Carr Supply Springfield	034750			7.12
094059	W	01/27/2017	Centurylink	031172			15.71
			Business Services				
094060	W	01/27/2017	Christopher Walter	033687		1	65.00
094061	W	01/27/2017	DAYTON POWER AND LIGHT COMPANY	032183			5,734.39
094062	W	01/27/2017	Great Lakes Biomedical LTD	034176			323.00
094063	W	01/27/2017	Hector Santiago	035014			225.00
094064	W	01/27/2017	B2B Computer Products LLC	034144			436.00
			DBA: ITsavvy				
094065	W	01/27/2017	Jacob Rosales	034805		1	80.00
094066	W	01/27/2017	Jason Gray	034977		1	55.00
094067	W	01/27/2017	Jeffrey Sitles	035013			225.00
094068	W	01/27/2017	John Lemon	032783		1	110.00
094069	W	01/27/2017	Joseph Pugh	034966		1	80.00
094070	W	01/27/2017	KATHY LOWE	031348			7.50
094071	W	01/27/2017	Ken Powers	034256		1	55.00
094072	W	01/27/2017	Kevin Kelly	035018			625.00
			Seastar Media				
094073	W	01/27/2017	KINCAIDS	006764			197.99
094074	W	01/27/2017	Kyle Oldiges	034984		1	55.00
094075	W	01/27/2017	Lincoln Weaver	032982		1	65.00
094076	W	01/27/2017	MADISON/CHAMPAIGN ESC	002124			630.00
			Attn: Scott Howell				
094077	W	01/27/2017	Mark Horton	033173		1	65.00

Date: 02/01/2017  
 Time: 4:11 pm

SOUTHEASTERN LOCAL SCHOOL  
 SORT BY CHECK NUMBER  
 CHECK DATES BETWEEN 01/01/2017 AND 01/31/2017  
 WARRANT, REFUND, MEMO, PAYROLL CHECKS

Page: 4  
 (CHEKPY)

CHECK	TYPE	DATE	VENDOR	VENDOR	STATUS/DATE	BANK CODE	CHECK AMOUNT	
094078	W	01/27/2017	Michael Barga	033674		1	65.00	
094079	W	01/27/2017	Michael Spence	034409			225.00	
094080	W	01/27/2017	MILLER'S TEXTILE SERVICES	012700			55.00	
094081	W	01/27/2017	MVECA	008305			3,490.20	
094082	W	01/27/2017	Nick Banion	034670			50.00	
094083	W	01/27/2017	Nicole Delk	034842			6.19	
094084	W	01/27/2017	OAEP	032169			210.00	
			Lisa McCullough, Treasurer					
094085	W	01/27/2017	Pat Catan's	034330			58.12	
094086	W	01/27/2017	Patrick Lemming	035015			225.00	
094087	W	01/27/2017	Steve Scott	032577		1	40.00	
094088	W	01/27/2017	TERMINIX INTERNATIONAL CO.,THE	000200		(Multi-bank check)	105.00	
094089	W	01/27/2017	The Purple Monkey	033064			48.00	
094090	W	01/27/2017	Therapy Shoppe	033513			291.46	
094091	W	01/27/2017	TIM SANDLIN	032286	RECONCILED:01/31/2017	1	65.00	
094092	W	01/27/2017	Time Warner Cable-SWO Division	035001			14.45	
094093	W	01/27/2017	Timothy Geiger	035016			400.00	
094094	W	01/31/2017	Madison Lanes	035019		1	864.00	
992524	C	01/05/2017	PAYROLL	900005	RECONCILED:01/31/2017	(Multi-bank check)	215,727.68	
992525	M	01/06/2017	SECURITY NATIONAL BANK	900042			410.25	
992526	C	01/20/2017	PAYROLL	900005	RECONCILED:01/31/2017	(Multi-bank check)	208,184.68	
992527	M	01/27/2017	EPC-Self-Funded Medical Plan	900052		(Multi-bank check)	83,326.93	
992528	M	01/27/2017	EPC Dental/Vision Benefit Plan	900053		(Multi-bank check)	4,738.19	
			Dental Plan					
992529	M	01/27/2017	EPC-Dental/Vision Benefit Plan	900054		(Multi-bank check)	1,267.65	
			Vision Plan					
992530	M	01/27/2017	Sun Life Assurance	900055		(Multi-bank check)	358.50	
			Company of Canada					
992531	M	01/03/2017	American Fidelity products	900018		1 (Multi-bank check)	49,400.00	
992532	M	01/05/2017	PAYROLL	900005		(Multi-bank check)	4,080.31	
992533	M	01/05/2017	PAYROLL	900005		(Multi-bank check)	488.04	
992534	M	01/20/2017	PAYROLL	900005		(Multi-bank check)	4,355.67	
992535	M	01/20/2017	RETIREMENT SERS	900002			575.70	
992536	M	01/20/2017	RETIREMENT STRS	900001			1,636.74	
992537	M	01/27/2017	FOUNDATION	900014		(Multi-bank check)	118,343.70	
992539	M	01/30/2017	AUDITOR & TREAS. FEES	900034			2,841.96	
992540	M	01/31/2017	SECURITY NATIONAL BANK	900042			100.00	
992541	M	01/05/2017	RETIREMENT STRS	900001			1,657.74	
V VOIDED CHECKS		0	CHECK TOTALS	0.00				
R RECONCILED CHECKS		94	CHECK TOTALS	574,720.72				
-----								
W WARRANT CHECKS		154	CHECK TOTALS	175,072.61				
M MEMO CHECKS		15	CHECK TOTALS	273,581.38				
B REFUND CHECKS		0	CHECK TOTALS	0.00				
I INVESTMENT CHECKS		0	CHECK TOTALS	0.00				
T TRANSFER CHECKS		0	CHECK TOTALS	0.00				
D DISTRIBUTION CHECKS		0	CHECK TOTALS	0.00				
C PAYROLL CHECKS		2	CHECK TOTALS	423,912.36				
MISSING CHECKS		0						
**	TOTAL CHECKS (LESS VOIDED)	171	** TOTAL NET	872,566.35				
***	TOTAL CHECKS WRITTEN	171	*** GRAND TOTALS	872,566.35				