

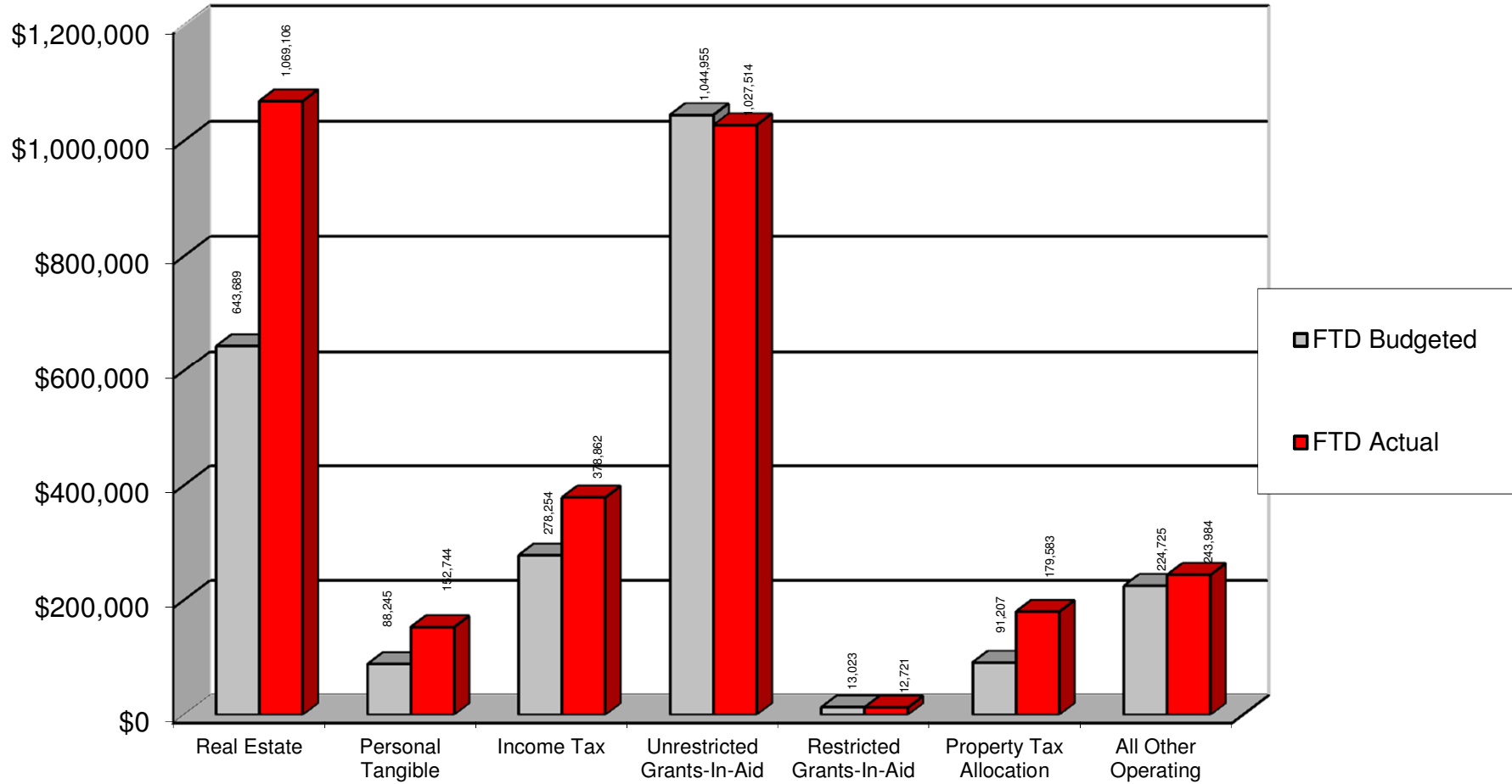
**SOUTHEASTERN LOCAL SCHOOL DISTRICT**

**FINANCIAL REPORT**

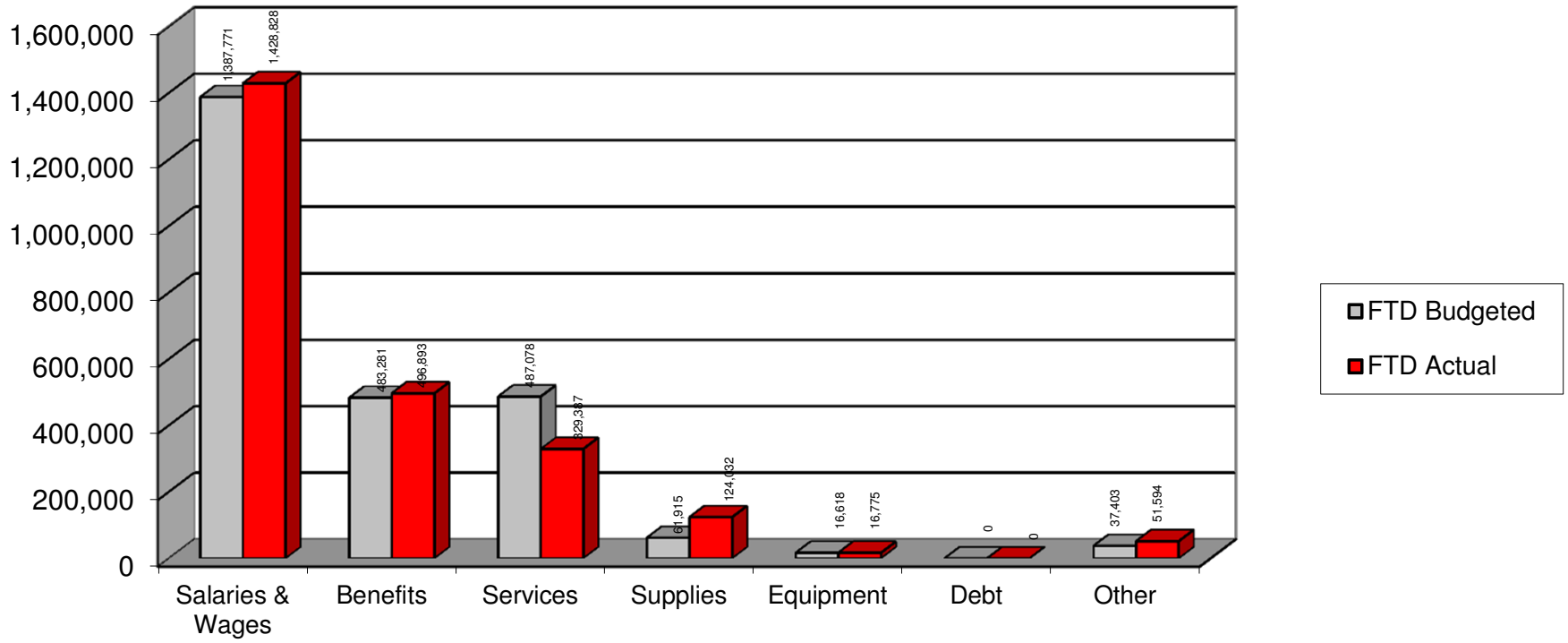
**09/30/2019**



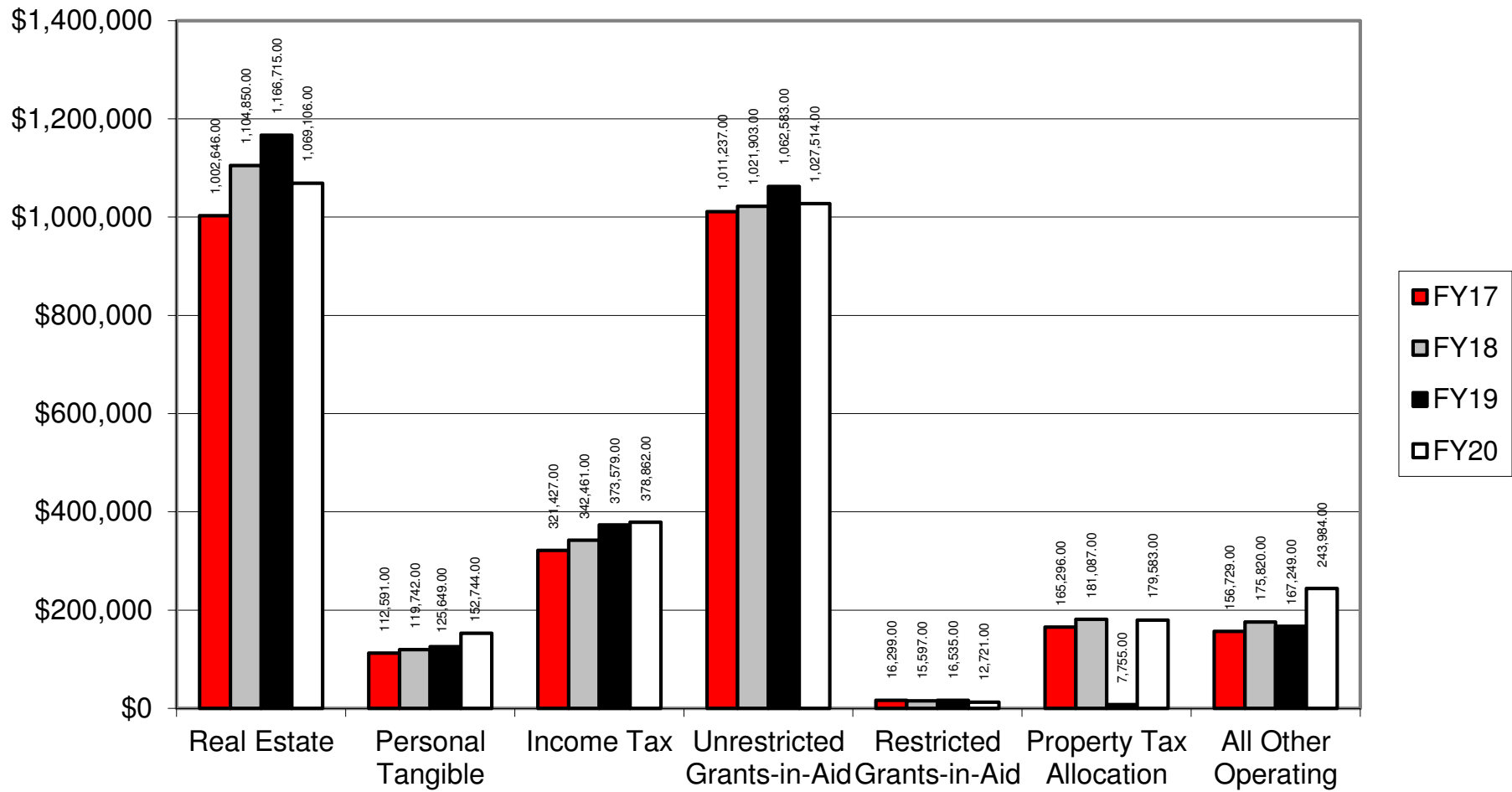
## FTD BUDGETED vs. FTD ACTUAL



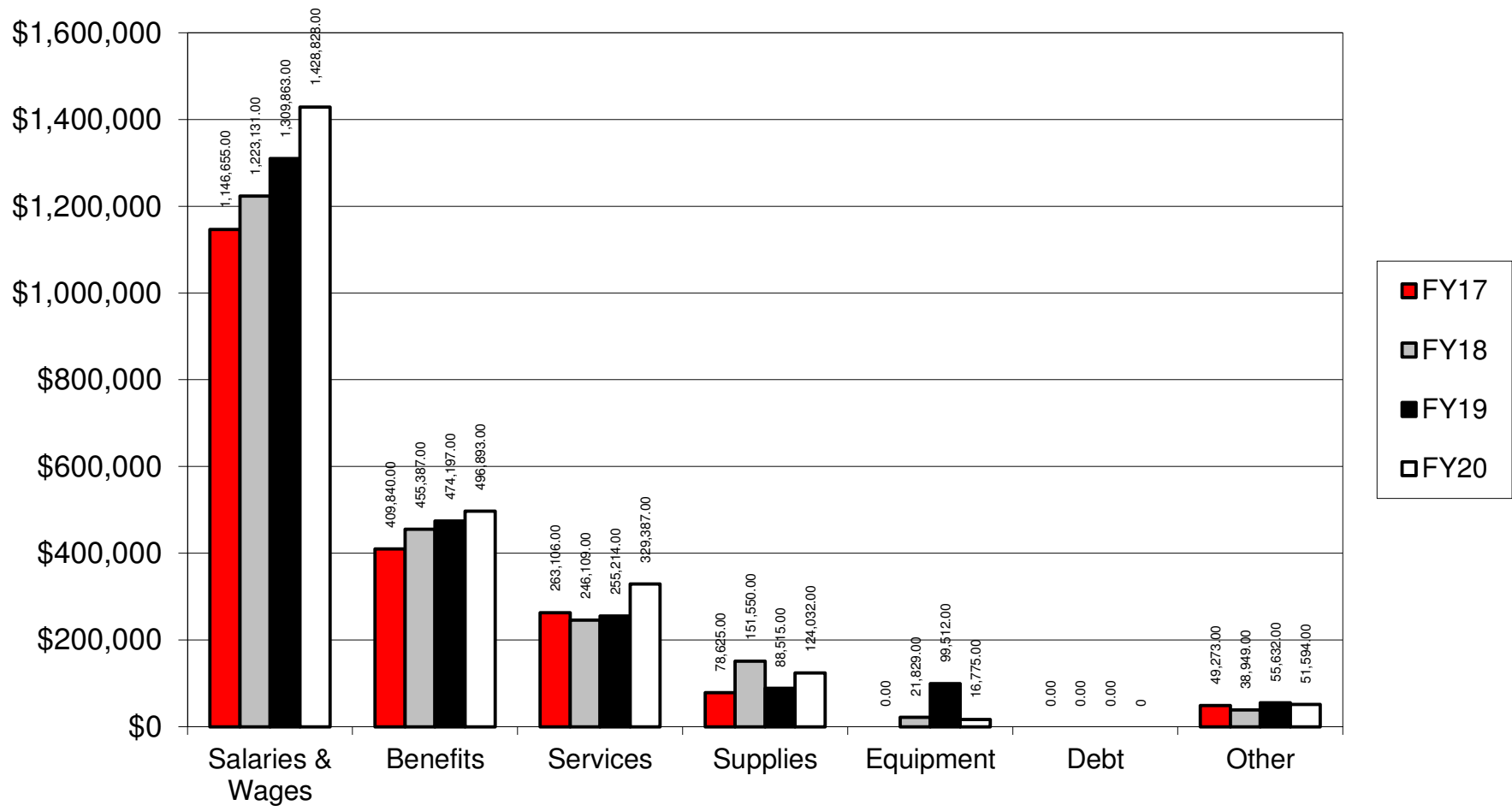
## FTD BUDGETED vs. FTD ACTUAL



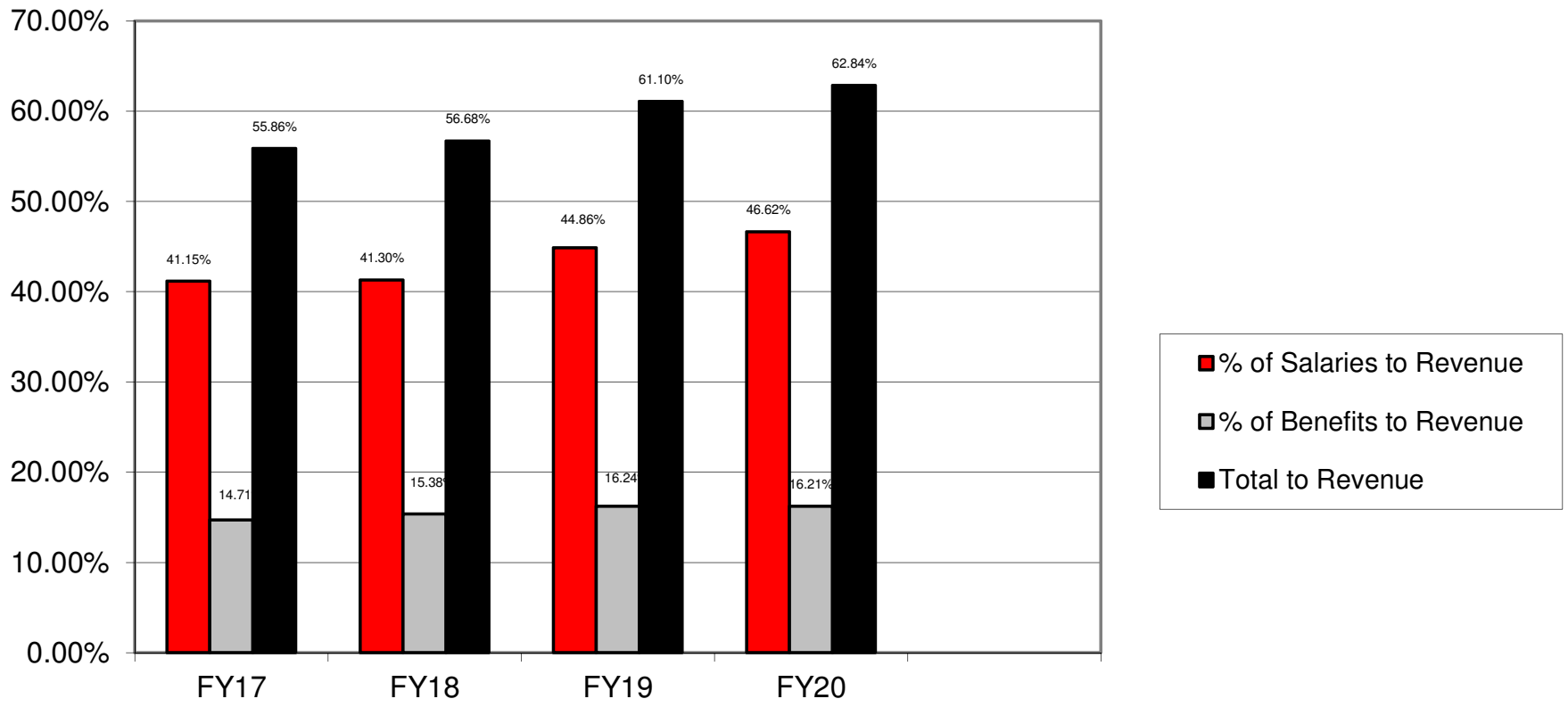
# HISTORICAL REVENUE



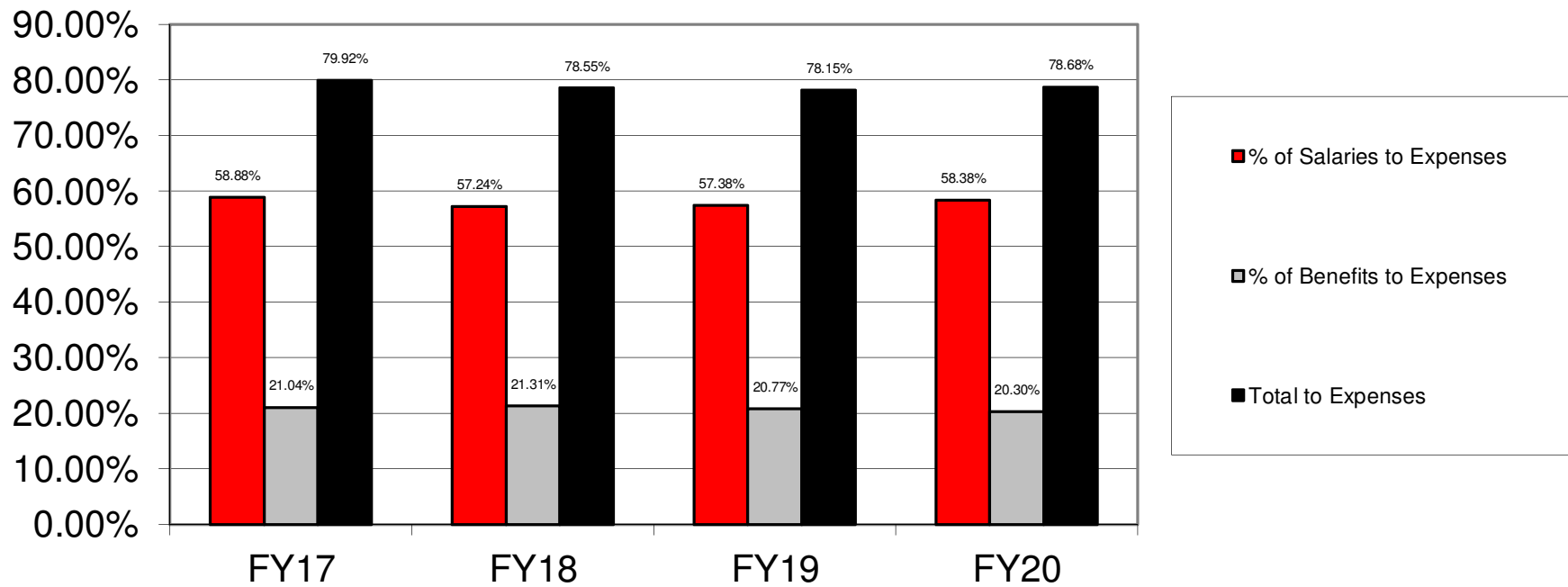
# HISTORICAL EXPENDITURES



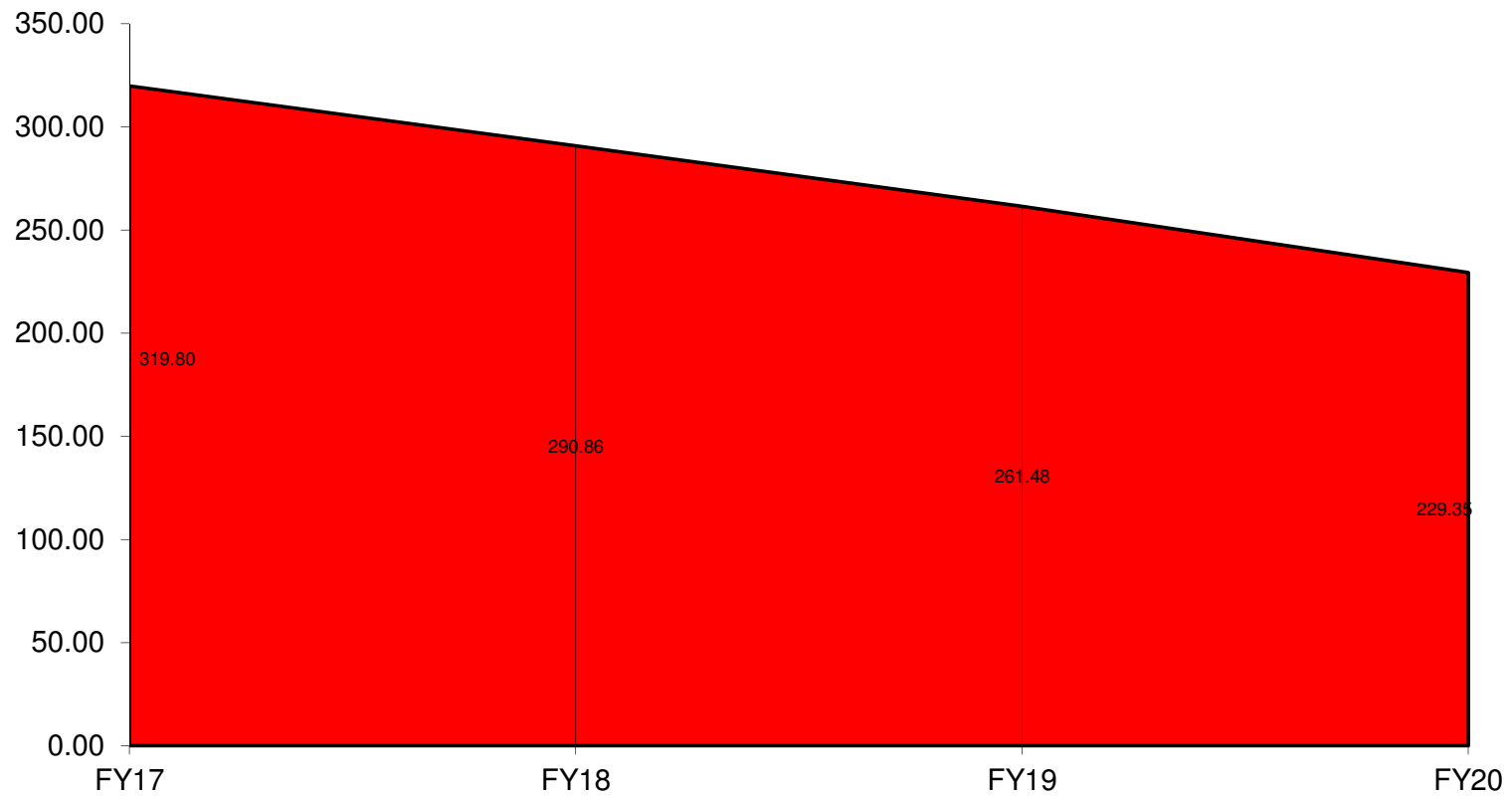
## % OF SALARIES AND BENEFITS TO REVENUE



## % OF SALARIES AND BENEFITS TO EXPENDITURES

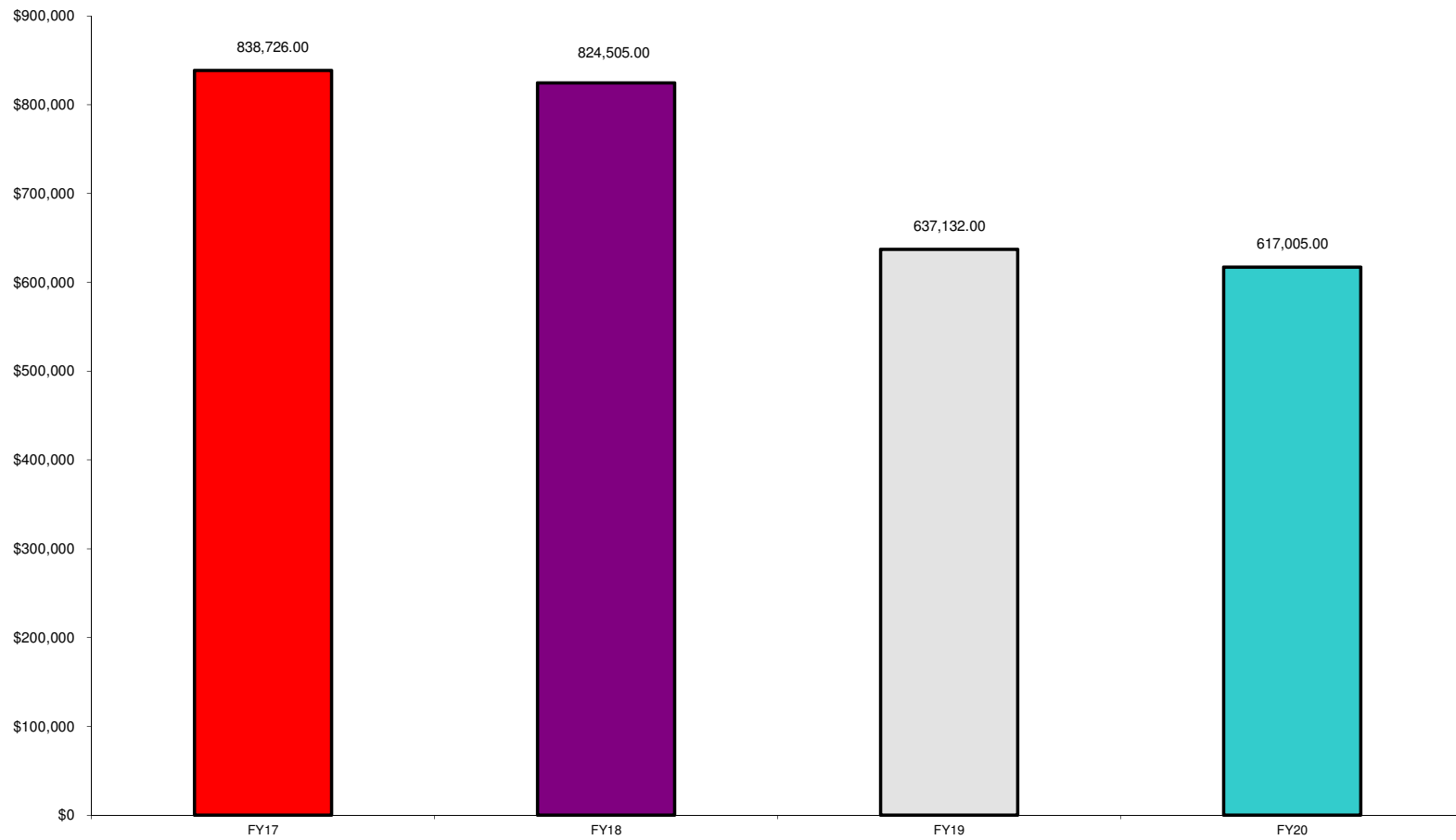


## Days of Operating Cash





# SURPLUS/DEFICIT



**MONTHLY BUDGET VARIANCE  
SOUTHEASTERN LOCAL SCHOOLS**

	<b>FTD Budgeted</b>	<b>FTD Actual</b>	<b>Variance</b>	<b>Percentage Variance</b>	<b>MTD Budgeted</b>	<b>MTD Actual</b>	<b>Variance</b>	<b>Percentage Variance</b>
<b>REVENUE</b>								
General Property (Real Estate)	\$643,689	\$1,069,106	\$425,417	66.09%	\$0	\$0	\$0	-
Tangible Personal Property	88,245	152,744	64,499	73.09%	\$29,415	0	(29,415)	-100.00%
Income Tax	278,254	378,862	100,608	36.16%	\$92,751	0	(92,751)	-100.00%
Unrestricted Grants-In-Aid	1,044,955	1,027,514	(17,441)	-1.67%	\$348,318	335,473	(12,845)	-3.69%
Restricted Grants-In-Aid	13,023	12,721	(302)	-2.32%	\$4,341	4,240	(101)	-2.33%
Restricted Grants-In-Aid - SFSE	0	0	0	-	\$0	0	0	-
Property Tax Allocation	91,207	179,583	88,376	96.90%	\$30,402	172,315	141,913	466.78%
All Other Operating Revenue	224,725	243,984	19,259	8.57%	74,908	97,344	22,436	29.95%
<b>TOTAL REVENUE</b>	<b>\$2,384,097</b>	<b>\$3,064,514</b>	<b>\$680,417</b>	<b>28.54%</b>	<b>\$580,136</b>	<b>\$609,372</b>	<b>\$29,236</b>	<b>5.04%</b>
<b>EXPENDITURES</b>								
Salaries & Wages	\$1,387,771	\$1,428,828	(\$41,057)	2.96%	\$462,590	\$535,482	(\$72,892)	15.76%
Benefits	\$483,281	\$496,893	(13,612)	2.82%	161,094	191,567	(30,473)	18.92%
Services	\$487,078	\$329,387	157,691	-32.37%	162,359	150,425	\$11,934	-7.35%
Supplies	\$61,915	\$124,032	(62,117)	100.33%	20,638	66,833	(46,195)	223.83%
Equipment	\$16,618	\$16,775	(158)	0.95%	5,539	5,918	(\$379)	6.84%
Debt	\$0	\$0	0	-	0	0	0	-
Other	\$37,403	\$51,594	(14,191)	37.94%	12,468	7,477	4,991	-40.03%
<b>TOTAL EXPENSES</b>	<b>\$2,474,066</b>	<b>\$2,447,509</b>	<b>\$26,557</b>	<b>-1.07%</b>	<b>\$824,689</b>	<b>\$957,702</b>	<b>(\$133,013)</b>	<b>16.13%</b>
<b>SURPLUS/DEFICIT</b>	<b>(\$89,969)</b>	<b>\$617,005</b>	<b>\$706,974</b>	<b>-785.80%</b>	<b>(\$244,553)</b>	<b>(\$348,330)</b>	<b>(\$103,777)</b>	<b>42.44%</b>
<b>OTHER USES/SOURCES</b>								
Transfers/Advances In	49,616	49,616	0	0.00%	0	0	0	-
Transfers/Advances Out	0	0	0	-	0	0	0	-
All Other Financing Sources/(Uses)	0	16,761	16,761	-	664	16,761	(\$16,097)	2424.25%
<b>NET SOURCES/USES</b>	<b>49,616</b>	<b>66,377</b>	<b>16,761</b>	<b>33.78%</b>	<b>664</b>	<b>16,761</b>	<b>(16,097)</b>	<b>2424.25%</b>
<b>BEGINNING CASH</b>	<b>\$6,224,993</b>	<b>\$6,224,993</b>	<b>\$0</b>	<b>0.00%</b>	<b>\$7,452,866</b>	<b>\$7,239,944</b>	<b>(\$212,922)</b>	<b>-2.86%</b>
<b>ENDING CASH</b>	<b>\$6,955,109</b>	<b>\$6,908,375</b>	<b>(\$46,734)</b>	<b>-0.67%</b>	<b>\$7,208,977</b>	<b>\$6,908,375</b>	<b>(\$300,602)</b>	<b>-4.17%</b>
<b>ENCUMBRANCES</b>	<b>\$439,756</b>	<b>\$1,237,110</b>	<b>\$797,354</b>	<b>181.32%</b>	<b>\$629,139</b>	<b>\$1,237,110</b>	<b>\$607,971</b>	<b>96.64%</b>
<b>BUDGET RESERVE</b>	<b>\$0</b>	<b>\$0</b>	<b>\$0</b>	<b>-</b>	<b>\$0</b>	<b>\$0</b>	<b>\$0</b>	<b>-</b>
<b>UNENCUMBERED CASH</b>	<b>\$6,515,353</b>	<b>\$5,671,265</b>	<b>(\$844,088)</b>	<b>-12.96%</b>	<b>\$6,579,838</b>	<b>\$5,671,265</b>	<b>(\$908,573)</b>	<b>-13.81%</b>

**HISTORICAL COMPARISON BY OBJECT  
SOUTHEASTERN LOCAL SCHOOLS**

	<b>FY 17</b> <b>7/16-09/16</b>	<b>FY 18</b> <b>7/17-09/17</b>	<b>% of</b> <b>Change</b>	<b>FY 19</b> <b>7/18-09/18</b>	<b>% of</b> <b>Change</b>	<b>FY 20</b> <b>07/19-09/19</b>	<b>% of</b> <b>Change</b>
<b>REVENUE</b>							
General Property (Real Estate)	\$1,002,646	\$1,104,850	10.19%	\$1,166,715	5.60%	\$1,069,106	-8.37%
Tangible Personal Property	112,591	119,742	6.35%	125,649	4.93%	152,744	21.56%
Income Tax	321,427	342,461	6.54%	373,579	9.09%	378,862	1.41%
Unrestricted Grants-in-Aid	1,011,237	1,021,903	1.05%	1,062,583	3.98%	1,027,514	-3.30%
Restricted Grants-in-Aid	16,299	15,597	-4.31%	16,535	6.01%	12,721	-23.07%
Restricted Grants-in-Aid - SFSF	0	0	-	0	-	0	-
Property Tax Allocation	165,296	181,087	9.55%	7,755	-95.72%	179,583	2215.71%
All Other Operating Revenue	156,729	175,820	12.18%	167,249	-4.87%	243,984	45.88%
<b>TOTAL REVENUE</b>	<b>\$2,786,225</b>	<b>\$2,961,460</b>	<b>6.29%</b>	<b>\$2,920,065</b>	<b>-1.40%</b>	<b>\$3,064,514</b>	<b>4.95%</b>
<b>EXPENDITURES</b>							
Salaries & Wages	1,146,655	1,223,131	6.67%	1,309,863	7.09%	1,428,828	9.08%
Benefits	409,840	455,387	11.11%	474,197	4.13%	496,893	4.79%
Services	263,106	246,109	-6.46%	255,214	3.70%	329,387	29.06%
Supplies	78,625	151,550	92.75%	88,515	-41.59%	124,032	40.13%
Equipment	0	21,829	-	99,512	355.87%	16,775	-83.14%
Debt	0	0	-	0	-	0	-
Other	49,273	38,949	-20.95%	55,632	42.83%	51,594	-7.26%
<b>TOTAL EXPENDITURES</b>	<b>\$1,947,499</b>	<b>\$2,136,955</b>	<b>9.73%</b>	<b>\$2,282,933</b>	<b>6.83%</b>	<b>\$2,447,509</b>	<b>7.21%</b>
<b>SURPLUS/DEFICIT</b>	<b>838,726</b>	<b>824,505</b>	<b>-1.70%</b>	<b>637,132</b>	<b>-22.73%</b>	<b>617,005</b>	<b>-3.16%</b>
<b>OTHER SOURCES/USES</b>							
Advances/Transfers In	291,995	388,797	33.15%	399,536	2.76%	496,616	24.30%
Advances/Transfers Out	0	0	-	0	-	0	-
All Other Financing Sources	142,806	24,756	-82.66%	22,968	-7.22%	16,761	-27.02%
Debt Service	0		-		-	0	-
<b>NET SOURCES/USES</b>	<b>434,801</b>	<b>413,553</b>	<b>-4.89%</b>	<b>422,504</b>	<b>2.16%</b>	<b>496,616</b>	<b>17.54%</b>
<b>BEGINNING CASH</b>	<b>\$6,590,282</b>	<b>\$6,701,477</b>	<b>10.05%</b>	<b>\$6,792,753</b>	<b>1.69%</b>	<b>\$6,224,993</b>	<b>1.36%</b>
<b>ENDING CASH</b>	<b>\$7,863,809</b>	<b>\$7,939,535</b>	<b>11.79%</b>	<b>\$7,852,389</b>	<b>0.80%</b>	<b>\$6,908,375</b>	<b>1.39%</b>
<b>ENCUMBRANCES</b>	<b>\$1,094,041</b>	<b>\$1,183,593</b>	<b>56.24%</b>	<b>\$1,363,823</b>	<b>-57.27%</b>	<b>\$1,237,110</b>	<b>49.32%</b>
<b>UNENCUMBERED CASH</b>	<b>\$6,769,768</b>	<b>\$6,755,942</b>	<b>7.61%</b>	<b>\$6,488,566</b>	<b>8.73%</b>	<b>\$6,101,504</b>	<b>-1.19%</b>
<b>% of Salaries to Revenue</b>	<b>41.15%</b>	<b>41.30%</b>		<b>44.86%</b>		<b>46.62%</b>	
<b>% of Benefits to Revenue</b>	<b>14.71%</b>	<b>15.38%</b>		<b>16.24%</b>		<b>16.21%</b>	
<b>Total to Revenue</b>	<b>55.86%</b>	<b>56.68%</b>		<b>61.10%</b>		<b>62.84%</b>	
<b>Days of Operating Cash</b>	<b>319.80</b>	<b>290.86</b>		<b>261.48</b>		<b>229.35</b>	

Southeastern Local Schools  
Clark County, Ohio

General Fund Financial History/Projection

9/30/2019

Percent of Fiscal Year Complete

25.00%

	2019-20 <u>Projection</u>	2019-20 <u>FYTD Actual</u>	<u>FYTD %</u>
<b>REVENUE</b>			
General Property (Real Estate)	\$2,574,755.00	\$1,069,106.00	41.52%
Tangible Personal Property	\$352,980.00	\$152,744.00	43.27%
Income Tax	\$1,113,016.00	\$378,862.00	34.04%
Unrestricted Grants-in-Aid	\$4,179,818.00	\$1,027,514.00	24.58%
Restricted Grants-in-Aid	\$52,092.00	\$12,721.00	24.42%
Restricted Grants-in-Aid - SFSF	\$0.00	\$0.00	#DIV/0!
Property Tax Allocation	\$364,827.00	\$179,583.00	49.22%
All Other Operating Revenue	\$898,900.00	\$243,987.00	27.14%
TOTAL	\$9,536,388.00	\$3,064,517.00	32.13%
<b>EXPENDITURES</b>			
Salaries & Wages	\$5,551,083.00	\$1,428,828.00	25.74%
Benefits	\$1,933,125.00	\$496,893.00	25.70%
Services	\$1,948,313.00	\$329,387.00	16.91%
Supplies	\$247,661.00	\$124,032.00	50.08%
Equipment	\$66,470.00	\$16,775.00	25.24%
Debt	\$0.00	\$0.00	#DIV/0!
Other	\$149,613.00	\$51,594.00	34.48%
TOTAL	\$9,896,265.00	\$2,447,509.00	24.73%
<b>SURPLUS/(DEFICIT)</b>	<b>(\$359,877.00)</b>	<b>\$617,008.00</b>	<b>(\$652,992.00)</b>

**Southeastern Local Schools  
Explanation of Checks Over \$5,000**

09/01/2019-09/30/2019

Check #	Vendor Name	Amount	Explanation
98321	Houghton Mifflin Co	\$6,942.95	Miami View math curriculum
98322	IXL Learning	\$7,383.00	Renewal for Miami View Math and ELA
98378	Quill Corporation	\$11,617.32	High School Office and Classroom Supplies
98394	A&B Asphalt Corporation	\$5,846.00	Concrete at the HS for dumpster pad and bus entrance and asphalt patch at utility box
98440	Clark County Educational Service Center	\$102,028.43	September Services
98447	Kapp Construction	\$171,610.70	Draw #3
98458	Riddell/All American Sports Co	\$6,375.01	Reconditioning costs and new new equipment
98460	Voya Institutional Trust Company	\$60,343.81	Severence Payments for Lockwood, Horton, Grim and Miller
98460	EPC Self Funded Medical Plan	\$75,746.70	Board Share of Medical Insurance
997057	Payroll	\$246,791.05	Payroll for September 5th
997061	Payroll	\$248,882.73	Payroll for September 20th
997066	Payroll	\$6,504.72	Board Portion of Medicare
997067	EPC-Self Funded Medical Plan	\$76,464.81	Board share of medical insurance
997072	Foundation	\$69,256.00	Board Portion of STRS and SERS
997075	Foundation	\$49,661.60	County Board, Community Schools, Open Enrollment, ect

-- Options Summary --

Output file: CHEKPY.TXT  
Print options page? (Y,N) Y  
Sort options: C  
Sub-total by vendor (Y,N): N  
Print missing check numbers. (Y,N): N  
Check types to select. (D,I,M,P,R,T,W): D,I,M,P,R,T,W  
Check statuses to select. (O,R,V): O,R,V  
Print vendor from PO or check. (P,C): C  
Date Selection From: 09/01/2019  
To: 09/30/2019  
Summary or Detail report? (S,D) S  
Single or Double space summary report? (S,D) S  
Include or Exclude the following vendors?(I,E) I

BAT\_CHEKPY executed by SE\_BKITCHEN on node MVECA0:: at 1-OCT-2019 10:59:45.55

Date: 10/01/2019  
 Time: 10:59 am

SOUTHEASTERN LOCAL SCHOOL  
 SORT BY CHECK NUMBER

Page: 1  
 (CHEKPY)

CHECK DATES BETWEEN 09/01/2019 AND 09/30/2019

WARRANTRECONCILED, VOID, OUTSTANDING, REFUND, MEMO, INVEST, TRANSFER, DISTRIB, PAYROLL

CHECK	TYPE	DATE	VENDOR	VENDOR	STATUS/DATE	BANK CODE	CHECK AMOUNT
098060	W	06/14/2019	Nick Banion	034670	RECONCILED:09/30/2019		200.00
098162	W	08/08/2019	Bowser Morner Inc	010327	RECONCILED:09/30/2019		2,404.55
098210	W	08/15/2019	Bowser Morner Inc	010327	RECONCILED:09/30/2019		1,745.70
098221	W	08/15/2019	Linda Hitt	880133	RECONCILED:09/30/2019		122.00
098225	W	08/15/2019	Nathan DeGasperis	880140	RECONCILED:09/30/2019	1	65.00
098236	W	08/15/2019	SPRINGFIELD FENCE CO INC	012640	RECONCILED:09/30/2019		250.00
098245	W	08/29/2019	AQUA-FALLS GLACIER MOUNTAIN	030172	RECONCILED:09/30/2019		35.70
098246	W	08/29/2019	Bakers Locksmithing Services	035024	RECONCILED:09/30/2019		626.00
098247	W	08/29/2019	BMI EDUCATIONAL SERVICES	001393	RECONCILED:09/30/2019		610.54
098248	W	08/29/2019	Booksource	034761	RECONCILED:09/30/2019		295.45
098249	W	08/29/2019	BRAKE SPRING & ALIGNMENT	030956	RECONCILED:09/30/2019		348.09
098250	W	08/29/2019	CAROLINA BIO SUPPLY	001838	RECONCILED:09/30/2019		229.57
098252	W	08/29/2019	Classroom Direct/ School Specialty Inc.	031777	RECONCILED:09/30/2019		14.41
098253	W	08/29/2019	COLUMBUS CLAY CO.	014917	RECONCILED:09/30/2019		471.50
098254	W	08/29/2019	Data Recognition Corporation BIN#131410	035102	RECONCILED:09/30/2019		1,142.37
098255	W	08/29/2019	DAYTON POWER AND LIGHT COMPANY	032183	RECONCILED:09/30/2019		482.88
098256	W	08/29/2019	DELL	031871	RECONCILED:09/30/2019		52,731.80
098257	W	08/29/2019	DICK BLICK COMPANY DEPT 77-6910	001387	RECONCILED:09/30/2019		1,182.69
098258	W	08/29/2019	Discount Magazine Subscription Service, Inc.	033598	RECONCILED:09/30/2019		190.81
098259	W	08/29/2019	EAI Education	032633	RECONCILED:09/30/2019		261.05
098260	W	08/29/2019	ENASCO	034471	RECONCILED:09/30/2019		35.50
098261	W	08/29/2019	George Patton Associates, Inc. dba: Displays2go	880136	RECONCILED:09/30/2019	1	235.45
098262	W	08/29/2019	GOPHER ATHLETIC	005065	RECONCILED:09/30/2019		1,811.86
098264	W	08/29/2019	Heinemann	034401	RECONCILED:09/30/2019		666.60
098265	W	08/29/2019	HF Group - Ohio	033597	RECONCILED:09/30/2019		430.69
098266	W	08/29/2019	HOUGHTON MIFFLIN CO.	020405	RECONCILED:09/30/2019		1,750.88
098267	W	08/29/2019	James Bland	034014	RECONCILED:09/30/2019	1	65.00
098269	W	08/29/2019	John Pennix	880143	RECONCILED:09/30/2019	1	70.00
098270	W	08/29/2019	Kelton Gray	035211	RECONCILED:09/30/2019	1	65.00
098271	W	08/29/2019	Khamla Ramont	880144	RECONCILED:09/30/2019	1	58.00
098272	W	08/29/2019	KINCAIDS	006764	RECONCILED:09/30/2019		6.00
098273	W	08/29/2019	KS StateBank Government Finance Department	035201	RECONCILED:09/30/2019		296.05
098274	W	08/29/2019	Lakeshore Learning Materials	032560	RECONCILED:09/30/2019		136.09
098275	W	08/29/2019	Mad Mobile Glass	033244	RECONCILED:09/30/2019		986.60
098276	W	08/29/2019	MailFinance	033980	RECONCILED:09/30/2019		285.00
098277	W	08/29/2019	Mark Miller	880038	RECONCILED:09/30/2019	1	65.00
098278	W	08/29/2019	Mascot Junction, Inc.	880119	RECONCILED:09/30/2019		2,667.00
098279	W	08/29/2019	Mascot Junction, Inc. dba PBIS Teaching Tools	880123	RECONCILED:09/30/2019		3,367.00
098280	W	08/29/2019	Megacity Fire Protection	034142	RECONCILED:09/30/2019		250.00
098281	W	08/29/2019	Music Express	034467	RECONCILED:09/30/2019		195.00
098282	W	08/29/2019	Ohio FFA Camp Muskingum	033247	RECONCILED:09/30/2019		285.00
098283	W	08/29/2019	PBISapps	880128	RECONCILED:09/30/2019		350.00
098284	W	08/29/2019	PITSCO	010556	RECONCILED:09/30/2019		134.48
098285	W	08/29/2019	Premier Agendas Inc	030988	RECONCILED:09/30/2019		1,033.23
098286	W	08/29/2019	RENAISSANCE LEARNING, INC	020527	RECONCILED:09/30/2019		2,745.00

Date: 10/01/2019  
Time: 10:59 am

SOUTHEASTERN LOCAL SCHOOL  
SORT BY CHECK NUMBER

Page: 2  
(CHEKPY)

CHECK DATES BETWEEN 09/01/2019 AND 09/30/2019

WARRANTRECONCILED, VOID, OUTSTANDING, REFUND, MEMO, INVEST, TRANSFER, DISTRIB, PAYROLL

CHECK	TYPE	DATE	VENDOR	VENDOR	STATUS/DATE	BANK CODE	CHECK AMOUNT
098287	W	08/29/2019	Resources for Educators	010180	RECONCILED:09/30/2019		498.00
098289	W	08/29/2019	SASC, LLC dba Active Learning, LLC	034130	RECONCILED:09/30/2019		44.90
098290	W	08/29/2019	Scholastic Inc	032833	RECONCILED:09/30/2019		3,219.55
098291	W	08/29/2019	School Health Corporation	034123	RECONCILED:09/30/2019	1	1,326.41
098293	W	08/29/2019	School Specialty: Office Supplies	034639	RECONCILED:09/30/2019		268.00
098294	W	08/29/2019	STAPLES BUSINESS ADVANTAGE	031888	RECONCILED:09/30/2019		107.53
098295	W	08/29/2019	Steven DiBacco	034943	RECONCILED:09/30/2019	1	70.00
098296	W	08/29/2019	Student Impact Initiative dba Relevant Speakers Network	880120	RECONCILED:09/30/2019	1	950.00
098297	W	08/29/2019	TEACHER'S DISCOVERY	030229	RECONCILED:09/30/2019		560.84
098298	W	08/29/2019	The Meeting Connection	880111	RECONCILED:09/30/2019		460.00
098299	W	08/29/2019	Thomas Bowman	034955	RECONCILED:09/30/2019	1	70.00
098300	W	08/29/2019	Thomas Geyer	032741	RECONCILED:09/30/2019	1	60.00
098302	W	08/29/2019	Todd Flora	033658	RECONCILED:09/30/2019	1	65.00
098303	W	08/29/2019	Toyota Material Equipment, Inc dba: ProLift Industrial Equip	880137	RECONCILED:09/30/2019		449.00
098305	W	08/29/2019	Voyager Sopris Learning	034764	RECONCILED:09/30/2019		877.50
098306	W	08/29/2019	WILSON PRINTING AND GRAPHICS	031158	RECONCILED:09/30/2019		252.52
098307	W	08/29/2019	WORTHINGTON DIRECT, INC	031542	RECONCILED:09/30/2019		5,058.37
098308	W	09/06/2019	Bloomsbury Publishing	034767	RECONCILED:09/30/2019		213.40
098309	W	09/06/2019	Bookpal	034766	RECONCILED:09/30/2019		1,248.00
098310	W	09/06/2019	BSN Sports	034171	RECONCILED:09/30/2019	1	1,147.50
098311	W	09/06/2019	Clay Ewell Educational Service	033967	RECONCILED:09/30/2019		325.00
098312	W	09/06/2019	Consortium for Mathematics and Its Applications	880114	RECONCILED:09/30/2019		504.00
098313	W	09/06/2019	Counseling Resources for Elementary Grades	034301	RECONCILED:09/30/2019		227.85
098314	W	09/06/2019	DEMCO	003577	RECONCILED:09/30/2019		68.95
098315	W	09/06/2019	DICK BLICK COMPANY DEPT 77-6910	001387	RECONCILED:09/30/2019		854.58
098316	W	09/06/2019	DISTRICT 6 FFA Craig Sammetinger	003764	RECONCILED:09/30/2019		120.00
098317	W	09/06/2019	EAI Education	032633	RECONCILED:09/30/2019		47.90
098318	W	09/06/2019	ENASCO	034471	RECONCILED:09/30/2019		179.20
098319	W	09/06/2019	Follett School Solutions	004490	RECONCILED:09/30/2019		336.60
098320	W	09/06/2019	Geer Gas Corporation	010097	RECONCILED:09/30/2019		20.46
098321	W	09/06/2019	HOUGHTON MIFFLIN CO.	020405	RECONCILED:09/30/2019		6,942.95
098322	W	09/06/2019	IXL Learning	035126	RECONCILED:09/30/2019		7,383.00
098323	W	09/06/2019	KINCAIDS	006764	RECONCILED:09/30/2019		268.00
098324	W	09/06/2019	Library Store, The	033602	RECONCILED:09/30/2019		591.81
098325	W	09/06/2019	Mabe's Clothing & Athletic Apparel	033747	RECONCILED:09/30/2019		500.00
098326	W	09/06/2019	MailFinance	033980	RECONCILED:09/30/2019		100.00
098327	W	09/06/2019	McGraw-Hill Companies	032501	RECONCILED:09/30/2019		4,243.26
098328	W	09/06/2019	NASCO	008682	RECONCILED:09/30/2019		671.25
098329	W	09/06/2019	NCS Pearson Inc.	034765	RECONCILED:09/30/2019		3,454.44
098330	W	09/06/2019	ORIENTAL TRADING CO INC	030837	RECONCILED:09/30/2019		211.88
098331	W	09/06/2019	ORIENTAL TRADING CO.INC	020166	RECONCILED:09/30/2019		105.64
098332	W	09/06/2019	PAXTON PATTERSON	010367	RECONCILED:09/30/2019		2,015.87
098333	W	09/06/2019	PCM-G, Inc.	030141	RECONCILED:09/30/2019		203.94



CHECK DATES BETWEEN 09/01/2019 AND 09/30/2019  
 WARRANTRECONCILED, VOID, OUTSTANDING, REFUND, MEMO, INVEST, TRANSFER, DISTRIB, PAYROLL

CHECK	TYPE	DATE	VENDOR	VENDOR	STATUS/DATE	BANK CODE	CHECK AMOUNT
098334	W	09/06/2019	QUILL CORPORATION	010750	RECONCILED:09/30/2019		482.47
098335	W	09/06/2019	Sarah Cline	034697	RECONCILED:09/30/2019		179.00
098336	W	09/06/2019	SPRINGFIELD ART COUNCIL	012557	RECONCILED:09/30/2019	1	495.00
098337	W	09/06/2019	STANTON SHEET MUSIC	012750	RECONCILED:09/30/2019		844.95
098338	W	09/06/2019	STAPLES BUSINESS ADVANTAGE	031888	RECONCILED:09/30/2019		106.31
098339	W	09/06/2019	Sterling Paper Co.	032355	RECONCILED:09/30/2019		2,975.00
098340	W	09/06/2019	Time Warner Cable-SWO Division	035001	RECONCILED:09/30/2019		350.41
098341	W	09/06/2019	Tri-County Electric, LLC	880058			500.00
098342	W	09/06/2019	Unified Technology Solutions dba Security Cameras of Cbus	880042	RECONCILED:09/30/2019		1,577.00
098343	W	09/06/2019	WILSON PRINTING AND GRAPHICS	031158	RECONCILED:09/30/2019		161.50
098344	W	09/09/2019	Above All Glass Shops	035142	RECONCILED:09/30/2019		2,090.00
098345	W	09/09/2019	ARMSTRONG INSTANT PRINT	000675	RECONCILED:09/30/2019		44.00
098346	W	09/09/2019	AT&T	033049	RECONCILED:09/30/2019		137.29
098347	W	09/09/2019	BOB POWERS	000057	RECONCILED:09/30/2019	1	60.00
098348	W	09/09/2019	Bob White	034940	RECONCILED:09/30/2019	1	70.00
098349	W	09/09/2019	CES	033985	RECONCILED:09/30/2019		115.53
098350	W	09/09/2019	Charles Smiddy	032681	RECONCILED:09/30/2019	1	30.00
098351	W	09/09/2019	D Steven Greene	880145	RECONCILED:09/30/2019	1	70.00
098352	W	09/09/2019	DARRICK RIGGS	032170			23.00
098353	W	09/09/2019	DAYTON POWER AND LIGHT COMPANY	032183	RECONCILED:09/30/2019		1,228.21
098354	W	09/09/2019	De Lage Landen	034335	RECONCILED:09/30/2019		2,162.00
098355	W	09/09/2019	Decker Inc.	031526	RECONCILED:09/30/2019		1,286.91
098356	W	09/09/2019	DETLEF FRANK	032222	RECONCILED:09/30/2019	1	58.00
098357	W	09/09/2019	Donald O'Connor	033464	RECONCILED:09/30/2019	1	30.00
098358	W	09/09/2019	Gyasi Jones	880146	RECONCILED:09/30/2019	1	40.00
098359	W	09/09/2019	H. W. MANN & SONS	007650	RECONCILED:09/30/2019		260.00
098360	W	09/09/2019	Harry Bourne	033294	RECONCILED:09/30/2019	1	58.00
098361	W	09/09/2019	HOUGHTON MIFFLIN CO.	020405	RECONCILED:09/30/2019		570.20
098362	W	09/09/2019	In A Pinch	034671		1	914.47
098363	W	09/09/2019	Jane Fortny	034328		1	70.00
098364	W	09/09/2019	Jeffrey Hall	034729	RECONCILED:09/30/2019	1	60.00
098365	W	09/09/2019	Jeremy Royse	034952	RECONCILED:09/30/2019	1	30.00
098366	W	09/09/2019	John Christian	034001	RECONCILED:09/30/2019	1	40.00
098367	W	09/09/2019	Kelton Gray	035211		1	40.00
098368	W	09/09/2019	Khamla Ramont	880144	RECONCILED:09/30/2019	1	58.00
098369	W	09/09/2019	LOWE'S COMPANY	007430	RECONCILED:09/30/2019		164.16
098370	W	09/09/2019	Michael Rivera	036469			203.00
098371	W	09/09/2019	MILLER'S TEXTILE SERVICE	012700	RECONCILED:09/30/2019	(Multi-bank check)	135.46
098372	W	09/09/2019	National Honor Society	033242	RECONCILED:09/30/2019	1	385.00
098373	W	09/09/2019	OHIO ASSOCIATION OF FCCLA	010150		(Multi-bank check)	120.00
098374	W	09/09/2019	OHIO HERITAGE CONFERENCE Ted Williams, Commissioner	031858	RECONCILED:09/30/2019	1	1,000.00
098375	W	09/09/2019	OIC of Clark County, Inc.	033136	RECONCILED:09/30/2019		790.00
098376	W	09/09/2019	Pat Ruetschle	880147	RECONCILED:09/30/2019	1	58.00
098377	W	09/09/2019	PCM	004948			2,373.00
098378	W	09/09/2019	QUILL CORPORATION	010750	RECONCILED:09/30/2019		11,617.32
098379	W	09/09/2019	School Health Corporation	034123	RECONCILED:09/30/2019	1	402.06
098380	W	09/09/2019	School Specialty Inc.	034604			18.06
098381	W	09/09/2019	Scott Preston	034811	RECONCILED:09/30/2019	1	40.00
098382	W	09/09/2019	SHERWIN WILLIAMS	002183	RECONCILED:09/30/2019		58.73

CHECK DATES BETWEEN 09/01/2019 AND 09/30/2019

WARRANTRECONCILED, VOID, OUTSTANDING, REFUND, MEMO, INVEST, TRANSFER, DISTRIB, PAYROLL

CHECK	TYPE	DATE	VENDOR	VENDOR	STATUS/DATE	BANK CODE	CHECK AMOUNT
098383	W	09/09/2019	SHOEMAKER'S GROCERY	011900	RECONCILED:09/30/2019		198.03
098384	W	09/09/2019	SHOEMAKER'S HOME CENTER	011950	RECONCILED:09/30/2019		468.59
098385	W	09/09/2019	THYSSENKRUPP ELEVATOR CORP	005544			1,037.26
098386	W	09/09/2019	TONY TAYLOR	030122	RECONCILED:09/30/2019	1	70.00
098387	W	09/09/2019	Tri-County Electric, LLC	880058			3,950.00
098388	W	09/09/2019	Troy High School	035135	RECONCILED:09/30/2019	1	20.00
098389	W	09/09/2019	TUFFY BROOKS SPTG GOODS	013170	RECONCILED:09/30/2019	1	842.00
098390	W	09/09/2019	Turf Nerd Lawn Care	035111	RECONCILED:09/30/2019	1 (Multi-bank check)	718.00
098391	W	09/09/2019	William Nichols	034689		1	30.00
098392	W	09/09/2019	Zaner Bloser, Inc.	014850	RECONCILED:09/30/2019		2,293.74
098393	W	09/11/2019	Martina Bex dba: The Comprehensible Class	880132			730.00
098394	W	09/12/2019	A&B Asphalt Corporation	033112			5,846.00
098395	W	09/12/2019	AMY BROOKS	031077		1	70.00
098396	W	09/12/2019	BARB NAGEL	031325		1	70.00
098397	W	09/12/2019	Brad Oiler	035098	RECONCILED:09/30/2019	1	30.00
098398	W	09/12/2019	Bright White Paper Co	880142	RECONCILED:09/30/2019		623.96
098399	W	09/12/2019	Clark State Community College Attn:OFC of Early Col. Prog	033882	RECONCILED:09/30/2019		110.06
098400	W	09/12/2019	Counseling Resources for Elementary Grades	034301			38.06
098401	W	09/12/2019	David Van Houten	880150	RECONCILED:09/30/2019	1	65.00
098402	W	09/12/2019	Dean Foods	010970		1	594.38
098403	W	09/12/2019	Eric Raymond	880151		1	65.00
098404	W	09/12/2019	FOLLETT LIBRARY RESOURCES	004489	RECONCILED:09/30/2019		2,840.14
098405	W	09/12/2019	Gary Shultz	880153	RECONCILED:09/30/2019	1	65.00
098406	W	09/12/2019	GORDON FOOD SERVICE	014629	RECONCILED:09/30/2019	1	7,326.71
098407	W	09/12/2019	Gyasi Jones	880146	RECONCILED:09/30/2019	1	30.00
098408	W	09/12/2019	Huntington National Bank Attn: Cheri Scott-Geraci	034035	RECONCILED:09/30/2019		250.00
098409	W	09/12/2019	iCEV	034474	RECONCILED:09/30/2019		2,100.00
098410	W	09/12/2019	Jacob Rosales	034805	RECONCILED:09/30/2019	1	80.00
098411	W	09/12/2019	James McCutcheon	880027	RECONCILED:09/30/2019	1	58.00
098412	W	09/12/2019	Jeffery Parks	880149	RECONCILED:09/30/2019	1	58.00
098413	W	09/12/2019	John Christian	034001	RECONCILED:09/30/2019	1	30.00
098414	W	09/12/2019	Karl Miller	033449	RECONCILED:09/30/2019	1	58.00
098415	W	09/12/2019	Mark McCabe	880152	RECONCILED:09/30/2019	1	65.00
098416	W	09/12/2019	Michael Seagraves	035143	RECONCILED:09/30/2019	1	80.00
098417	W	09/12/2019	MILLER'S TEXTILE SERVICE	012700	RECONCILED:09/30/2019		111.63
098418	W	09/12/2019	NATIONAL FFA ORGANIZATION	008762	RECONCILED:09/30/2019		61.00
098419	W	09/12/2019	Ohio Valley Medical Center	034920			3,000.00
098420	W	09/12/2019	R Gregory MacEachern	033814	RECONCILED:09/30/2019	1	58.00
098421	W	09/12/2019	Riddell/All American Sports Co	034482	RECONCILED:09/30/2019	1	652.70
098422	W	09/12/2019	Sports Imports	880068	RECONCILED:09/30/2019	1	245.25
098423	W	09/12/2019	STARR TROPHY AND AWARDS	002199	RECONCILED:09/30/2019	1	47.50
098424	W	09/12/2019	Steven Shultz	880154	RECONCILED:09/30/2019	1	65.00
098425	W	09/12/2019	Therapy Shoppe	033513	RECONCILED:09/30/2019		175.96
098426	W	09/12/2019	THYSSENKRUPP ELEVATOR CORP	005544			465.00
098427	W	09/12/2019	TUFFY BROOKS SPTG GOODS	013170	RECONCILED:09/30/2019	1	2,511.00
098428	W	09/12/2019	VECTREN ENERGY DELIVERY	003350	RECONCILED:09/30/2019		35.88
098429	W	09/12/2019	W. R. HACKETT INC.,	005223	RECONCILED:09/30/2019	1	1,057.90
098430	W	09/12/2019	William Nichols	034689		1	30.00

Date: 10/01/2019  
 Time: 10:59 am

SOUTHEASTERN LOCAL SCHOOL  
 SORT BY CHECK NUMBER

Page: 5  
 (CHEKPY)

CHECK DATES BETWEEN 09/01/2019 AND 09/30/2019

WARRANTRECONCILED, VOID, OUTSTANDING, REFUND, MEMO, INVEST, TRANSFER, DISTRIB, PAYROLL

CHECK	TYPE	DATE	VENDOR	VENDOR	STATUS/DATE	BANK CODE	CHECK AMOUNT
098431	W	09/12/2019	WILSON PRINTING AND GRAPHICS	031158	RECONCILED:09/30/2019		1,943.65
098432	W	09/12/2019	Zimmerman School Equipment dba School and Office Direct	033083	RECONCILED:09/30/2019		1,031.88
098433	W	09/19/2019	Al Able Pest Doctors	034985	RECONCILED:09/30/2019	(Multi-bank check)	110.00
098434	W	09/19/2019	American Fidelity Administrive Services, LLC	034825			42.25
098435	W	09/19/2019	ArbiterSports	880020	RECONCILED:09/30/2019	1	175.00
098436	W	09/19/2019	Brian Redish	033877		1	80.00
098437	W	09/19/2019	CEDARVILLE UNIVERSITY	000030		1	90.00
098438	W	09/19/2019	CES	033985	RECONCILED:09/30/2019		305.44
098439	W	09/19/2019	Chris Ely	032531		1	65.00
098440	W	09/19/2019	CLARK COUNTY EDUCATIONAL SERVICE CENTER	002300			102,028.43
098441	W	09/19/2019	Dan Potts	034024		1	65.00
098442	W	09/19/2019	DICK BLICK COMPANY DEPT 77-6910	001387	RECONCILED:09/30/2019		14.95
098443	W	09/19/2019	District 9 Coaches Association c/o Tom Rettig, Treasurer	034545		1	50.00
098444	W	09/19/2019	Gerald Huff	034701		1	65.00
098445	W	09/19/2019	Great Lakes Biomedical LTD	034176	RECONCILED:09/30/2019		340.00
098446	W	09/19/2019	Jacob Sharrett	880158	RECONCILED:09/30/2019	1	80.00
098447	W	09/19/2019	Kapp Construction Inc.	880109			171,610.70
098448	W	09/19/2019	McCutcheon Music LLC	880107	RECONCILED:09/30/2019		77.00
098449	W	09/19/2019	MILLER'S TEXTILE SERVICE	012700	RECONCILED:09/30/2019	(Multi-bank check)	123.12
098450	W	09/19/2019	n2y	035075	RECONCILED:09/30/2019		2,310.40
098451	W	09/19/2019	Nasco Arts & Crafts	033039	RECONCILED:09/30/2019		252.48
098452	W	09/19/2019	NORTHEASTERN BD OF ED	008950	RECONCILED:09/30/2019	1	360.00
098453	W	09/19/2019	Ohio Valley Medical Center	034920		1	1,320.00
098454	W	09/19/2019	Paul Cromwell	880159	RECONCILED:09/30/2019	1	65.00
098455	W	09/19/2019	PEPSI	010375	RECONCILED:09/30/2019	1	1,844.09
098456	W	09/19/2019	PJ Bertemes	033166			107.27
098457	W	09/19/2019	Rebel Athletic Inc.	035195	RECONCILED:09/30/2019		467.99
098458	W	09/19/2019	Riddell/All American Sports Co	034482	RECONCILED:09/30/2019	1 (Multi-bank check)	6,375.01
098459	W	09/19/2019	Schwaab Attn: Mary Bednarek	031212			85.73
098460	W	09/19/2019	Voya Institutional Trust Com Plan #VFP059	033151	RECONCILED:09/30/2019		60,343.81
098461	W	09/19/2019	Will Wright	034025	RECONCILED:09/30/2019	1	65.00
098462	W	09/19/2019	W G C GOLF COURSE	014493		1	100.00
098463	W	09/23/2019	Walden Ponds Golf Club	034166	RECONCILED:09/30/2019	1	120.00
098464	W	09/24/2019	Jim "Basketball" Jones Progam	034979	RECONCILED:09/30/2019	1	750.00
098465	W	09/24/2019	Los Mariachis	034996			470.00
098466	W	09/25/2019	LITTLE CAESARS	007347	RECONCILED:09/30/2019		89.90
098467	W	09/27/2019	ALL AMERICAN SPORTS CORP RIDDELL/ALL AMERICAN	031115		1	1,223.33
098468	W	09/27/2019	Bob White	034940		1	60.00
098469	W	09/27/2019	BSN Sports	034171			77.99
098470	W	09/27/2019	CARL BUMGARNER	001751		1	90.00
098471	W	09/27/2019	CAROLINA BIO SUPPLY	001838			74.27
098472	W	09/27/2019	Champion City Photography LLC	034326		1	175.00
098473	W	09/27/2019	DALE COX	003138		1	45.00
098474	W	09/27/2019	De Lage Landen	034335			2,270.10

Date: 10/01/2019  
 Time: 10:59 am

SOUTHEASTERN LOCAL SCHOOL  
 SORT BY CHECK NUMBER

CHECK DATES BETWEEN 09/01/2019 AND 09/30/2019

WARRANTRECONCILED, VOID, OUTSTANDING, REFUND, MEMO, INVEST, TRANSFER, DISTRIB, PAYROLL

CHECK	TYPE	DATE	VENDOR	VENDOR	STATUS/DATE	BANK CODE	CHECK AMOUNT
098475	W	09/27/2019	Dean Foods	010970		1	241.60
098476	W	09/27/2019	EverWhite	034627			1,074.99
098477	W	09/27/2019	GORDON FOOD SERVICE	014629		1	1,131.77
098478	W	09/27/2019	Greg Shupert	034864	RECONCILED:09/30/2019	1	90.00
098479	W	09/27/2019	Gyasi Jones	880146		1	50.00
098480	W	09/27/2019	In A Pinch	034671		1	300.00
098481	W	09/27/2019	Jane Fortny	034328		1	210.00
098482	W	09/27/2019	Jeffrey Hall	034729		1	160.00
098483	W	09/27/2019	Jeremy Royse	034952		1	40.00
098484	W	09/27/2019	KEITH SMITH	012180		1	45.00
098485	W	09/27/2019	Levin Porter Associates, Inc	035178			2,796.00
098486	W	09/27/2019	Mark Overholser	033135		1	40.00
098487	W	09/27/2019	MILLER'S TEXTILE SERVICE	012700			111.63
098488	W	09/27/2019	NORTHEASTERN BD OF ED	008950		1	150.00
098489	W	09/27/2019	Plattensburg Certified Public Accountants	034165			2,665.00
098490	W	09/27/2019	QUILL CORPORATION	010750			531.84
098491	W	09/27/2019	RICK DELANEY	003402		1	70.00
098492	W	09/27/2019	School Health Corporation	034123		1	204.42
098493	W	09/27/2019	Scott Preston	034811		1	40.00
098494	W	09/27/2019	STARR TROPHY AND AWARDS	002199		1	337.50
098495	W	09/27/2019	Thomas Geyer	032741		1	90.00
098496	W	09/27/2019	Tonia Evans	034158		1	70.00
098497	W	09/27/2019	TRIAD LOCAL SCHOOL DISTRICT	013145		1	50.00
098498	W	09/27/2019	Troy High School	035135		1	30.00
098499	W	09/27/2019	TUFFY BROOKS SPTG GOODS	013170		1	27.50
098500	W	09/27/2019	W. R. HACKETT INC.,	005223		1	332.30
098501	W	09/27/2019	Walter Haverfield LLP	880130			1,793.75
098502	W	09/27/2019	William Nichols	034689		1	50.00
098503	W	09/27/2019	Windy Knoll Golf Club	880014		1	30.00
098504	W	09/27/2019	Michael Rivera	036469		1	488.78
098505	W	09/27/2019	STATE TEACHERS RETIREMENT SYSTEM OF OH	012778			25.00
098506	W	09/27/2019	Timothy Combs Best DJs	035088		1	250.00
997058	C	09/05/2019	PAYROLL	900005		(Multi-bank check)	246,791.05
997059	M	09/10/2019	RETIREMENT SERS	900002		(Multi-bank check)	38,897.67
997060	M	09/13/2019	CORRECTING ENTRY	900038			640.70
997061	C	09/20/2019	PAYROLL	900005		(Multi-bank check)	248,882.73
997062	M	09/20/2019	CORRECTING ENTRY	900038			41.10
997063	M	09/20/2019	CORRECTING ENTRY	900038			150.00
997064	M	09/24/2019	RETIREMENT STRS	900001			4,477.32
997065	M	09/24/2019	RETIREMENT SERS	900002			485.21
997066	M	09/24/2019	PAYROLL	900005		(Multi-bank check)	6,504.72
997067	M	09/24/2019	EPC-Self-Funded Medical Plan	900052		1 (Multi-bank check)	76,464.81
997068	M	09/24/2019	EPC Dental/Vision Benefit Plan Dental Plan	900053		(Multi-bank check)	4,349.84
997069	M	09/24/2019	EPC-Dental/Vision Benefit Plan Vision Plan	900054		(Multi-bank check)	1,332.40
997070	M	09/24/2019	Sun Life Assurance Company of Canada	900055		(Multi-bank check)	428.28
997071	M	09/24/2019	PAYROLL	900005		(Multi-bank check)	257.12

Date: 10/01/2019  
 Time: 10:59 am

SOUTHEASTERN LOCAL SCHOOL  
 SORT BY CHECK NUMBER  
 CHECK DATES BETWEEN 09/01/2019 AND 09/30/2019  
 WARRANTRECONCILED, VOID, OUTSTANDING, REFUND, MEMO, INVEST, TRANSFER, DISTRIB, PAYROLL

Page: 7  
 (CHEKPY)

CHECK	TYPE	DATE	VENDOR	VENDOR	STATUS/DATE	BANK CODE	CHECK AMOUNT
997072	M	09/24/2019	FOUNDATION	900014		(Multi-bank check)	69,256.00
997073	M	09/27/2019	SECURITY NATIONAL BANK	900042			1,851.39
997074	M	09/27/2019	SECURITY NATIONAL BANK	900042			105.75
997075	M	09/30/2019	FOUNDATION	900014			49,661.60
V VOIDED CHECKS			0	CHECK TOTALS		0.00	
R RECONCILED CHECKS			186	CHECK TOTALS		258,880.92	
W WARRANT CHECKS			261	CHECK TOTALS		572,700.30	
M MEMO CHECKS			16	CHECK TOTALS		254,903.91	
B REFUND CHECKS			0	CHECK TOTALS		0.00	
I INVESTMENT CHECKS			0	CHECK TOTALS		0.00	
T TRANSFER CHECKS			0	CHECK TOTALS		0.00	
D DISTRIBUTION CHECKS			0	CHECK TOTALS		0.00	
C PAYROLL CHECKS			2	CHECK TOTALS		495,673.78	
MISSING CHECKS			0				
** TOTAL CHECKS (LESS VOIDED)			279	** TOTAL NET		1,323,277.99	
*** TOTAL CHECKS WRITTEN			279	*** GRAND TOTALS		1,323,277.99	

**SOUTHEASTERN LOCAL SCHOOLS**  
GENERAL ACCOUNT RECONCILIATION

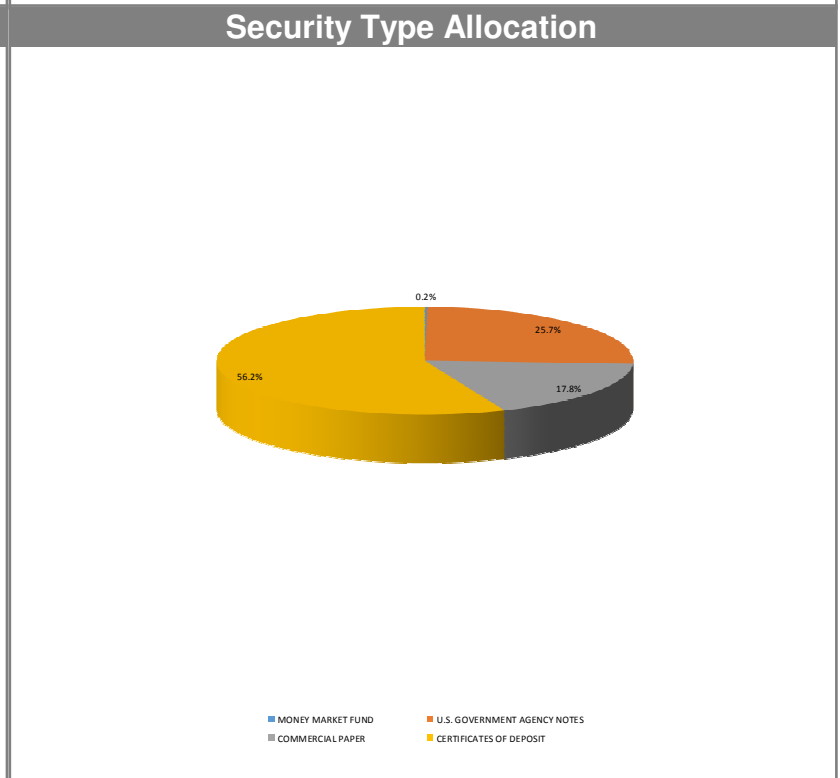
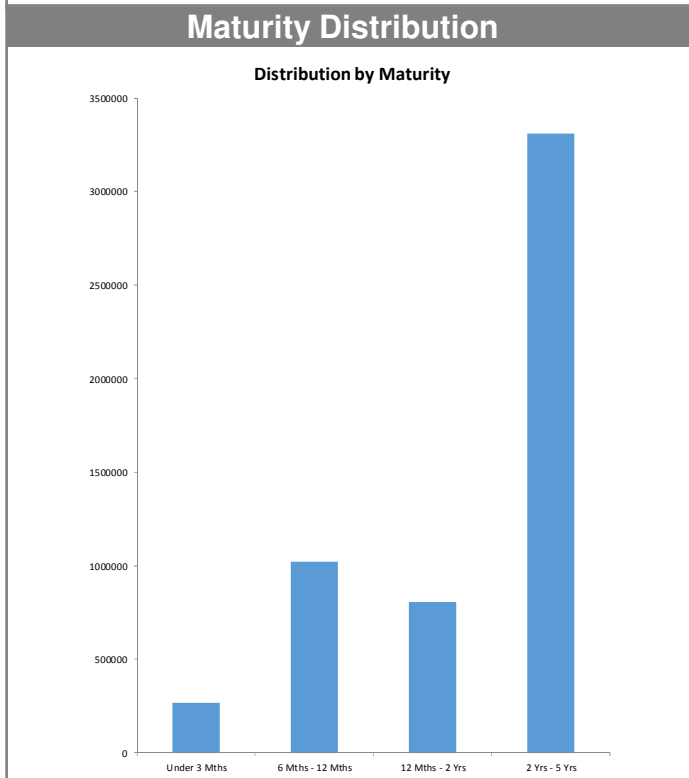
**C-7**

09/30/19

Treasurer's Balance		8,218,275.01		
	\$	-		
	\$	-		
	\$	-		
	<u>\$</u>	<u>8,218,275.01</u>		
Bank Balance				
AP (0690)	\$	67,181.13	<b>C-9</b>	
Payroll Interest	\$	2.22		
ICS DDA (8151)	\$	625,096.68		
Point of Sales (7538)	\$	39,312.89		
Red Tree (US Bank 0998)	\$	5,314,882.18		
ICS MMA (5475)	<u>\$</u>	<u>2,207,627.13</u>		
	\$	8,254,102.23		
Outstanding Checks	<u>\$</u>	<u>36,278.84</u>	<b>C-14</b>	
	<u>\$</u>	<u>8,217,823.39</u>		
		\$ 451.62		
Movie	\$	425.00		
Interest not Medicare	\$	(5.58)		
	\$	-		
	\$	-		
Check Reconciliation	\$	(0.08)		
	\$	-		
Payroll Transfers	\$	67.39	<b>C-6</b>	
Reconciling Difference	\$	(35.11)		
	<u>\$</u>	<u>-</u>		
Adjusted Bank Balance	<u>\$</u>	<u>8,218,275.01</u>		
Difference	\$	-		

**Monthly Investment Summary**  
**Southeastern Local Schools**  
**US Bank Custodian Acct Ending x70998**  
 September 30, 2019

Monthly Cash Flow Activity		Market Value Summary				
<b>From 08-31-19 through 09-30-19</b>		<b>Security Type</b>	<b>Market Value</b>	<b>Pct. Assets</b>	<b>Avg Yield at Cost</b>	<b>Wght Avg Mat</b>
Beginning Book Value	5,306,565.31	<b>Money Market Fund</b>				
Contributions	0.00	MONEY MARKET FUND	11,940.28	0.2	1.85	0.00
Withdrawals	0.00	<b>Fixed Income</b>				
Prior Month Management Fees	-675.38	U.S. GOVERNMENT AGENCY NOTES	1,386,825.38	25.6	1.83	1.48
Realized Gains/Losses	0.00	Accrued Interest	6,610.08	0.1		
Gross Interest Earnings	8,992.25	<b>Commercial Paper</b>				
Ending Book Value	5,314,882.18	COMMERCIAL PAPER	961,218.60	17.8	2.25	0.44
		<b>Certificate of Deposit</b>				
		CERTIFICATES OF DEPOSIT	3,033,217.34	56.0	2.68	3.32
		Accrued Interest	12,770.63	0.2		
		<b>TOTAL PORTFOLIO</b>	<b>5,412,582.32</b>	<b>100.0</b>	<b>2.38</b>	<b>2.33</b>


**Disclosures:**

RedTree's internal accounting system is used as the source of the market value of this account. Although obtained from a source believed to be reliable, we cannot guarantee its accuracy. You should review all account statements provided by the custodian and compare with the statements provided by RedTree.

**Portfolio Holdings Report**  
**Southeastern Local Schools**  
**US Bank Custodian Acct Ending x70998**  
 September 30, 2019

Quantity	Cusip	Security Description	Moody's	S&P	Cost Basis	Market Value	Yield at Cost	Wtd Maturity	Purchase Date
<b>U.S. GOVERNMENT AGENCY NOTES</b>									
325,000	3136G3J71	Federal Natl Mtg Assoc 1.420% Due 07-27-20	Aaa	AA+	325,000.00	323,662.88	1.42	0.81	07-27-16
290,000	3135G0Q97	Federal Natl Mtg Assoc 1.500% Due 10-28-20	Aaa	AA+	290,000.00	288,844.62	1.50	1.06	10-28-16
515,000	3136G34Y8	Federal Natl Mtg Assoc 1.600% Due 08-24-21	Aaa	AA+	515,000.00	513,919.02	1.60	1.86	08-30-16
260,000	3134GSA96	Federal Home Ln Mtg 3.150% Due 11-15-21	Aaa	AA+	260,000.00	260,398.86	3.15	2.02	11-15-18
	Accrued Interest					6,610.08			
					1,390,000.00	1,393,435.46	1.83	1.48	
<b>CERTIFICATES OF DEPOSIT</b>									
246,000	17312Q2P3	Citibank NA, SD 2.900% Due 02-07-22			245,754.00	252,199.69	2.94	2.27	02-07-19
246,000	87270LBT9	TIAA FSB, FL 2.850% Due 02-22-22			245,754.00	252,016.67	2.89	2.31	02-22-19
246,000	02007GJD6	Ally Bank, UT 2.700% Due 03-21-22			245,877.00	251,312.62	2.71	2.39	03-26-19
246,000	7954502A2	Sallie Mae Bank, UT 2.750% Due 03-21-22			245,569.50	251,609.78	2.81	2.39	03-21-19
246,000	33847E2J5	Flagstar Bank FSB, MI 2.500% Due 06-13-22			245,926.20	250,469.08	2.51	2.59	06-12-19
249,000	949763YK6	Wells Fargo Bank, SD 2.850% Due 03-13-23			248,564.25	256,549.43	2.91	3.26	03-13-19
246,000	61690UGW4	Morgan Stanley Bank, UT 2.600% Due 06-06-23			245,508.00	252,648.40	2.65	3.48	06-06-19
246,000	61760AF46	Morgan Stanley Private Bank, NY 2.600% Due 06-06-23			246,000.00	252,648.40	2.60	3.48	06-10-19
249,000	90348JJQ4	UBS Bank USA, UT 2.900% Due 04-03-24			248,875.50	259,741.11	2.93	4.19	04-03-19
246,000	38149MAZ6	Goldman Sachs Bank USA, NY 2.700% Due 06-05-24			245,877.00	254,573.10	2.71	4.36	06-10-19
247,000	14042TBQ9	Capital One Bank USA, Glen Allen, VA 2.250% Due 08-07-24			246,506.00	250,587.18	2.29	4.57	08-07-19
247,000	14042RMW8	Capital One, NA, Mclean, VA 2.100% Due 08-14-24			246,629.50	248,861.89	2.13	4.60	08-16-19
	Accrued Interest					12,770.63			
					2,956,840.95	3,045,987.97	2.68	3.32	
<b>COMMERCIAL PAPER</b>									
150,000	89119BXJ0	TD USA 0.000% Due 10-18-19	P-1	A-1+	148,689.17	149,860.50	2.44	0.05	06-10-19
115,000	89119BXR2	TD USA 0.000% Due 10-25-19	P-1	A-1+	113,509.31	114,849.35	2.58	0.07	04-25-19
260,000	62479LD93	MUFG Bank 0.000% Due 04-09-20	P-1	A-1	255,831.19	257,186.80	2.21	0.53	07-18-19
260,000	17327ADM6	Citigroup 0.000% Due 04-21-20	P-1	A-1	255,788.00	257,010.00	2.20	0.56	07-26-19
185,000	89233GFG6	Toyota Motor Credit 0.000% Due 06-16-20	P-1	A-1+	182,283.28	182,311.95	2.01	0.71	09-23-19
					956,100.95	961,218.60	2.25	0.44	
<b>MONEY MARKET FUND</b>									
	USBMMF	First American Treasury Obligations Fund			11,940.28	11,940.28	1.85		

**Disclosures:**

RedTree's internal accounting system is used as the source of the market value of this account. Although obtained from a source believed to be reliable, we cannot guarantee its accuracy. You should review all account statements provided by the custodian and compare with the statements provided by RedTree.

Questions? Call 888.596.2293 or email [info@redtreeinv.com](mailto:info@redtreeinv.com)



**Portfolio Holdings Report**  
**Southeastern Local Schools**  
**US Bank Custodian Acct Ending x70998**  
 September 30, 2019

Quantity	Cusip	Security Description	Moody's	S&P	Cost Basis	Market Value	Yield at Cost	Wtd Maturity	Purchase Date
TOTAL PORTFOLIO					5,314,882.18	5,412,582.32	2.38	2.33	

**Disclosures:**

RedTree's internal accounting system is used as the source of the market value of this account. Although obtained from a source believed to be reliable, we cannot guarantee its accuracy. You should review all account statements provided by the custodian and compare with the statements provided by RedTree.

Questions? Call 888.596.2293 or email [info@redtreeinv.com](mailto:info@redtreeinv.com)

-- Options Summary --

Summary or Detail Report? (S,D) D  
Output file: FINSUMM.TXT  
Type: CSV  
Print options page? (Y,N) Y  
Generate FINDET report for comparison? (Y,N) Y  
Sort options: FS  
Include future encumbrance amounts? (Y,N) N  
Include accounts with zero amounts? (Y,N) N  
Include accounts which are no longer active? (Y,N,I) N

BAT\_FINSUM executed by SE\_BKITCHEN on node MVECA0:: at 1-OCT-2019 13:17:14.52

Date: 10/01/2019  
 Time: 1:17 pm

SOUTHEASTERN LOCAL SCHOOL  
 Financial Report by Fund/SCC

Fund #	Fund Description	FYTD Receipts	MTD Expenditures	FYTD Expenditures	Current Fund Balance	Current Encumbrances	Unencumbered Fund Balance	Bank Code
001 0000	CASH CONTROL - GENERAL FUND							
	6,121,944.88	0.00	3,129,002.53	0.00	2,447,509.38	6,803,438.03	1,237,110.25	5,566,327.78
001 9018	Chromebook							
	210.36	0.00	1,887.50	0.00	0.00	2,097.86	0.00	2,097.86
001 9412	GENERAL SET ASIDE (5%)							
	102,837.52	0.00	0.00	0.00	0.00	102,837.52	0.00	102,837.52
003 0000	GENERAL INTEREST							
	2,664,914.16	0.00	53,495.68	0.00	138.00	2,718,271.84	4,875.00	2,713,396.84
003 9001	PERMANENT IMPROVEMENT VOTED							
	1,052,906.35-	0.00	106,187.05	0.00	114,235.03	1,060,954.33-	1,608,692.69	2,669,647.02-
003 9003	AUDITORIUM RENOVATION							
	848.38	0.00	0.00	0.00	0.00	848.38	0.00	848.38
003 9019	Multi-Purpose							
	37,984.68-	0.00	0.00	0.00	333,920.25	371,904.93-	1,214,645.07	1,586,550.00-
006 0000	LUNCHROOM CASH CONTROL							
	0.00	0.00	13,364.63	0.00	39,199.21	25,834.58-	104,680.15	130,514.73- 1
018 9081	PRINCIPAL'S SUPPORT - MIAMI VIEW							
	294.49	0.00	79.52	0.00	0.00	374.01	0.00	374.01 1
018 9082	PRINCIPAL'S SUPPORT - HIGH SCHOOL							
	0.00	0.00	625.00	0.00	3,380.45	2,755.45-	900.00	3,655.45- 1
018 9281	MIDDLE SCHOOL PRINCIPAL'S SUPPORT							
	1,985.23	0.00	1,257.00	0.00	0.00	3,242.23	1,047.69	2,194.54
019 9091	MIAMI VIEW WORKROOM/LOUNGE							
	727.85	0.00	135.92	0.00	0.00	863.77	10.62	853.15 1
019 9092	TEACHER'S LOUNGE - HIGH SCHOOL							
	575.85	0.00	79.77	0.00	0.00	655.62	102.99	552.63
022 9012	Wellness Incentive							
	8,970.85	0.00	0.00	0.00	0.00	8,970.85	0.00	8,970.85
022 9013	Julia Salyers Memorial Fund							
	402.00	0.00	0.00	0.00	0.00	402.00	0.00	402.00
022 9014	Jerry South Memorial Fund							
	397.84	0.00	0.00	0.00	500.00	102.16-	0.00	102.16-

\*\*\* NOTE!! ONLY ACTIVE ACCOUNTS HAVE BEEN SELECTED, TOTALS MAY EXCLUDE AMOUNTS THAT ARE RELATED TO INACTIVE ACCOUNTS.

Date: 10/01/2019  
 Time: 1:17 pm

SOUTHEASTERN LOCAL SCHOOL  
 Financial Report by Fund/SCC

Fund #	Fund Description	FYTD	MTD	FYTD	Current	Current	Unencumbered	Bank	
Begin	MTD Receipts	Receipts	Expenditures	Expenditures	Fund Balance	Encumbrances	Fund Balance	Code	
022 9081	PRINCIPAL'S FUND/STAFF RECOGNITION	783.75	0.00	0.00	0.00	668.03	115.72	3,085.72	2,970.00-
022 9082	PRINCIPAL'S FUND/STAFF RECOGNITION	601.29-	0.00	0.00	0.00	89.90	691.19-	500.00	1,191.19-
022 9208	2008 Section 125	26.17	0.00	0.00	0.00	0.00	26.17	0.00	26.17
022 9281	PRINCIPAL'S FUND/STAFF RECOGNITION	693.82	0.00	0.00	0.00	0.00	693.82	693.82	0.00
027 0000	BWC Distribution Account	69,433.37	0.00	0.00	0.00	0.00	69,433.37	12,648.00	56,785.37
200 9000	Washington DC Trip	2,772.34	0.00	2,055.00	0.00	0.00	4,827.34	0.00	4,827.34
200 9009	Class of 2009	0.00	0.00	0.00	0.00	0.00	0.00	433.95	433.95-
200 9013	Class of 2013	816.46	0.00	0.00	0.00	0.00	816.46	0.00	816.46
200 9014	Class of 2014	250.00	0.00	0.00	0.00	0.00	250.00	0.00	250.00
200 9015	Class of 2015	187.01	0.00	0.00	0.00	0.00	187.01	0.00	187.01
200 9016	Class of 2016	381.97	0.00	0.00	0.00	0.00	381.97	0.00	381.97
200 9017	Class of 2017	181.27-	0.00	0.00	0.00	0.00	181.27-	75.00	256.27-
200 9018	Class of 2018	1,679.47-	0.00	0.00	0.00	0.00	1,679.47-	0.00	1,679.47-
200 9019	Class of 2019	54.96	0.00	0.00	0.00	78.50	23.54-	0.00	23.54-
200 9020	Class of 2020	734.33	0.00	0.00	0.00	0.00	734.33	145.45	588.88
200 9021	Class of 2021	149.00	0.00	0.00	0.00	0.00	149.00	0.00	149.00

\*\*\* NOTE!! ONLY ACTIVE ACCOUNTS HAVE BEEN SELECTED, TOTALS MAY EXCLUDE AMOUNTS THAT ARE RELATED TO INACTIVE ACCOUNTS.

Date: 10/01/2019  
 Time: 1:17 pm

SOUTHEASTERN LOCAL SCHOOL  
 Financial Report by Fund/SCC

Fund #	Fund Description	FYTD Receipts	MTD Expenditures	FYTD Expenditures	Current Fund Balance	Current Encumbrances	Unencumbered Fund Balance	Bank Code
200 9022	Class of 2022	65.00	0.00	0.00	65.00	0.00	65.00	
200 9201	FUTURE FARMERS OF AMERICA	2,931.22	0.00	2,568.00	4,028.22	4,984.00	955.78-	
200 9202	FAMILIES CAREERS & COMMUNITY LEADERS OF AMERI	3,121.42	0.00	1,715.00	3,992.64	415.94	3,576.70	1
200 9203	FUTURE EDUCATORS OF AMERICA	119.74	0.00	0.00	119.74	0.00	119.74	
200 9205	NATIONAL HONOR SOCIETY	140.44	0.00	95.00	149.56-	0.00	149.56-	1
200 9206	STUDENT COUNCIL - HI SCHOOL	456.50-	0.00	0.00	456.50-	0.00	456.50-	
200 9207	ACHIEVEMENT THRU TEAMWORK	668.01	0.00	0.00	668.01	0.00	668.01	
200 9208	Spanish Club	183.53	0.00	0.00	183.53	0.00	183.53	
200 9209	E3 (Encourage, Empower, Educate) Committee	3,277.83	0.00	0.00	3,277.83	0.00	3,277.83	
200 9210	SPIRIT CLUB	2,403.94	0.00	0.00	2,403.94	0.00	2,403.94	
200 9215	LAND LAB	264.28	0.00	0.00	264.28	0.00	264.28	
200 9216	MIAMI VIEW MIDDLE SCHOOL STUDENT COUNCIL	4,631.78	0.00	240.00	4,391.78	0.00	4,391.78	1
200 9217	Jr. High Student Council	4,838.30	0.00	0.00	4,838.30	0.00	4,838.30	
200 9222	S.A.D.D. CASH	206.74	0.00	0.00	206.74	0.00	206.74	
200 9225	H20 HELP TO OTHERS	1,096.82	0.00	50.00	1,146.82	0.00	1,146.82	
200 9226	Art Club	1,973.69	0.00	0.00	1,973.69	375.00	1,598.69	

\*\*\* NOTE!! ONLY ACTIVE ACCOUNTS HAVE BEEN SELECTED, TOTALS MAY EXCLUDE AMOUNTS THAT ARE RELATED TO INACTIVE ACCOUNTS.

Date: 10/01/2019  
 Time: 1:17 pm

SOUTHEASTERN LOCAL SCHOOL  
 Financial Report by Fund/SCC

Fund #	Fund Description	FYTD Receipts	MTD Expenditures	FYTD Expenditures	Current Fund Balance	Current Encumbrances	Unencumbered Fund Balance	Bank Code
300 9303	CHEERLEADERS - HI SCHOOL 3,445.00-	0.00	110.00	0.00	167.99	3,502.99-	2,558.85	6,061.84-
300 9304	CHOIR - HI SCHOOL 755.43	0.00	0.00	0.00	0.00	755.43	0.00	755.43
300 9305	DRAMA - HI SCHOOL 10,804.29	0.00	0.00	0.00	0.00	10,804.29	234.85	10,569.44
300 9306	Bowling Club 6,379.15-	0.00	0.00	0.00	0.00	6,379.15-	637.00	7,016.15-
300 9308	TROJAN TIMES 1.66	0.00	0.00	0.00	0.00	1.66	0.00	1.66
300 9309	YEARBOOK 5,461.80-	0.00	425.00	0.00	0.00	5,036.80-	1,005.36	6,042.16-
300 9312	Wrestling Club 9,779.20-	0.00	0.00	0.00	0.00	9,779.20-	2,585.30	12,364.50-
300 9313	CHEERLEADERS - MIAMI VIEW 3,122.24-	0.00	0.00	0.00	0.00	3,122.24-	0.00	3,122.24-
300 9320	ATHLETICS - HI SCHOOL 6,109.82	0.00	20,743.89	0.00	19,923.72	6,929.99	9,323.90	2,393.91- 1
300 9330	ATHLETICS MIAMI VIEW 2,897.39-	0.00	2,875.00	0.00	7,154.54	7,176.93-	5,062.25	12,239.18- 1
450 9407	SCHOOLNET 0.01	0.00	0.00	0.00	0.00	0.01	0.00	0.01
459 9903	OHIO READS GRANT 300.00	0.00	0.00	0.00	0.00	300.00	0.00	300.00
459 9905	OHIO READS 2,000.00	0.00	0.00	0.00	0.00	2,000.00	0.00	2,000.00
461 9019	5th Qrt Grant 0.00	0.00	1,802.75	0.00	1,802.75	0.00	0.00	0.00
499 9014	Early Literacy Grant 7,805.06	0.00	0.00	0.00	0.00	7,805.06	0.00	7,805.06
499 9019	SCHOOL SAFETY 4,084.95	0.00	0.00	0.00	0.00	4,084.95	0.00	4,084.95

\*\*\* NOTE!! ONLY ACTIVE ACCOUNTS HAVE BEEN SELECTED, TOTALS MAY EXCLUDE AMOUNTS THAT ARE RELATED TO INACTIVE ACCOUNTS.

Date: 10/01/2019  
 Time: 1:17 pm

SOUTHEASTERN LOCAL SCHOOL  
 Financial Report by Fund/SCC

Fund #	Fund Description	FYTD Receipts	MTD Expenditures	FYTD Expenditures	Current Fund Balance	Current Encumbrances	Unencumbered Fund Balance	Bank Code
499 9107	Project Lead the Way 0.45	0.00	0.00	0.00	0.45	0.00	0.45	
499 9108	Project Lead the Way 0.00	0.00	0.00	0.00	0.00	100.00	100.00-	
499 9401	READING IMPROVEMENT INCENTIVE AWARD 0.00	0.00	0.00	1,745.00	1,745.00-	0.00	1,745.00-	
499 9900	BUILDING INCENTIVE 128.59	0.00	0.00	0.00	128.59	0.00	128.59	
516 919R	6B IDEA RESTORATION 0.00	42,840.65	0.00	42,840.65	0.00	0.00	0.00	
516 920R	6B IDEA RESTORATION 0.00	0.00	0.00	7,198.51	7,198.51-	56,889.84	64,088.35-	
516 9602	TITLE IV-B 2002 0.56	0.00	0.00	0.00	0.56	0.00	0.56	
516 9619	IDEA 2,514.84	0.00	0.00	26,103.00	23,588.16-	0.00	23,588.16-	
516 9620	IDEA 0.00	0.00	0.00	10,888.73	10,888.73-	0.00	10,888.73-	
572 9219	Title I 2,326.07	0.00	17,662.16	19,991.11	2.88-	0.00	2.88-	
572 9220	Title I 0.00	0.00	0.00	10,142.31	10,142.31-	0.00	10,142.31-	
573 9302	TITLE VI-INNOVATIVE 1.00	0.00	0.00	0.00	1.00	0.00	1.00	
587 9720	6b RESTORATION 0.00	0.00	0.00	0.00	0.00	194.68	194.68-	
590 9019	Improving Teacher Quality 0.00	0.00	4,972.40	4,972.40	0.00	0.00	0.00	
590 9020	Improving Teacher Quality 0.00	0.00	0.00	3,740.00	3,740.00-	33,660.00	37,400.00-	
599 9018	Title IV-A Student Support & Academic Enrichm 19.08	0.00	0.00	0.00	19.08	0.00	19.08	

\*\*\* NOTE!! ONLY ACTIVE ACCOUNTS HAVE BEEN SELECTED, TOTALS MAY EXCLUDE AMOUNTS THAT ARE RELATED TO INACTIVE ACCOUNTS.

Date: 10/01/2019  
Time: 1:17 pm

SOUTHEASTERN LOCAL SCHOOL  
Financial Report by Fund/SCC

Page: 6  
(FINSUM)

Fund #	Fund Description	FYTD	MTD	FYTD	Current	Current	Unencumbered	Bank
Begin	Balance	Receipts	Expenditures	Expenditures	Fund Balance	Encumbrances	Fund Balance	Code
599 9020	Title IV-A Student Support and Academic							
	0.00	0.00	0.00	4,698.00	4,698.00-	42,282.00	46,980.00-	
	GRAND TOTALS:							
	7,918,272.80	0.00	3,404,029.45	0.00	3,104,027.24	8,218,275.01	4,349,955.37	3,868,319.64

\*\*\* NOTE!! ONLY ACTIVE ACCOUNTS HAVE BEEN SELECTED, TOTALS MAY EXCLUDE AMOUNTS THAT ARE RELATED TO INACTIVE ACCOUNTS.



-- Options Summary --

Output file: SM2M.TXT  
Print options page? (Y,N) Y  
Fiscal Year: 2020  
Beginning Month: 9  
Ending Month: 9

BAT\_SM2M executed by SE\_BKITCHEN on node MVECA0:: at 1-OCT-2019 13:20:19.72

DATE: 10/01/2019  
 TIME: 13:20:19

FORM SM-2  
 OHIO DEPARTMENT OF EDUCATION - OFFICE OF SCHOOL MANAGEMENT ASSISTANCE  
 ANNUAL SPENDING PLAN (CURRENT OPERATION - GENERAL FUND ONLY - O.R.C. 5705.391)

PAGE: 1

SCHOOL DISTRICT: SOUTHEASTERN LOCAL SCHOOL      IRN # 046276      COUNTY: CLARK      FISCAL YEAR: 2020      MONTH: 09

	MONTHLY ESTIMATE	MONTHLY ACTUAL	MONTHLY DIFFERENCE	FISCAL YTD ESTIMATE	FISCAL YTD ACTUAL	FISCAL YTD DIFFERENCE
<b>REVENUES</b>						
01.010 General Property (Real Estate)	0	0	0	0	1,069,106	1,069,106
01.020 Tangible Personal Property Tax	0	0	0	0	152,744	152,744
01.030 Income Tax	0	0	0	0	378,862	378,862
01.035 Unrestricted Grants-in-Aid	0	335,473	335,473	0	1,027,514	1,027,514
01.040 Restricted Grants-in-Aid	0	4,240	4,240	0	12,721	12,721
01.045 Restricted Grants-in-Aid - SFSF	0	0	0	0	0	0
01.050 Property Tax Allocation	0	172,315	172,315	0	179,583	179,583
01.060 All Other Operating Revenue	0	97,344	97,344	0	243,984	243,984
01.070 Total Revenue	0	609,372	609,372	0	3,064,514	3,064,514
<b>OTHER FINANCING SOURCES</b>						
02.010 Proceeds from Sale of Notes	0	0	0	0	0	0
02.020 State Emergency Loans & Advancements (Approved)	0	0	0	0	0	0
02.040 Operating Transfers-In	0	0	0	0	0	0
02.050 Advances-In	0	0	0	0	49,616	49,616
02.060 All Other Financing Sources	0	16,761	16,761	0	16,761	16,761
02.070 Total Other Financing Sources	0	16,761	16,761	0	66,377	66,377
02.080 Total Revenues and Other Financing Sources	0	626,133	626,133	0	3,130,891	3,130,891
<b>EXPENDITURES</b>						
03.010 Personal Services	0	535,482	535,482	0	1,428,828	1,428,828
03.020 Employees' Retirement/Insurance Benefits	0	191,567	191,567	0	496,893	496,893
03.030 Purchased Services	0	150,425	150,425	0	329,387	329,387
03.040 Supplies and Materials	0	66,833	66,833	0	124,032	124,032
03.050 Capital Outlay	0	5,918	5,918	0	16,775	16,775
03.060 Intergovernmental	0	0	0	0	0	0
04.010 Debt Service: All Principal (Historical)	0	0	0	0	0	0
04.020 Debt Service: Principal - Notes	0	0	0	0	0	0
04.030 Debt Service: Principal - State Loans	0	0	0	0	0	0
04.040 Debt Service: Principal - State Advancements	0	0	0	0	0	0
04.050 Debt Service: Principal - HB 264 Loans	0	0	0	0	0	0
04.055 Debt Service: Principal - Other	0	0	0	0	0	0
04.060 Debt Service: Interest and Fiscal Charges	0	0	0	0	0	0
04.300 Other Objects	0	7,477	7,477	0	51,594	51,594
04.500 Total Expenditures	0	957,702	957,702	0	2,447,509	2,447,509
<b>OTHER FINANCING USES</b>						
05.010 Operating Transfers - Out	0	0	0	0	0	0
05.020 Advances - Out	0	0	0	0	0	0
05.030 All Other Financing Uses	0	0	0	0	0	0
05.040 Total Other Financing Uses	0	0	0	0	0	0
05.050 Total Expenditure and Other Financing Uses	0	957,702	957,702	0	2,447,509	2,447,509
06.010 Excess Rev & Oth Financing Sources over(under) Exp &	0	331,569-	331,569-	0	683,382	683,382
07.010 Beginning Cash Balance	0	7,239,944	7,239,944	0	6,224,993	6,224,993
07.020 Ending Cash Balance	0	6,908,375	6,908,375	0	6,908,375	6,908,375
08.010 Outstanding Encumbrances	0	1,237,110	1,237,110	0	1,237,110	1,237,110