

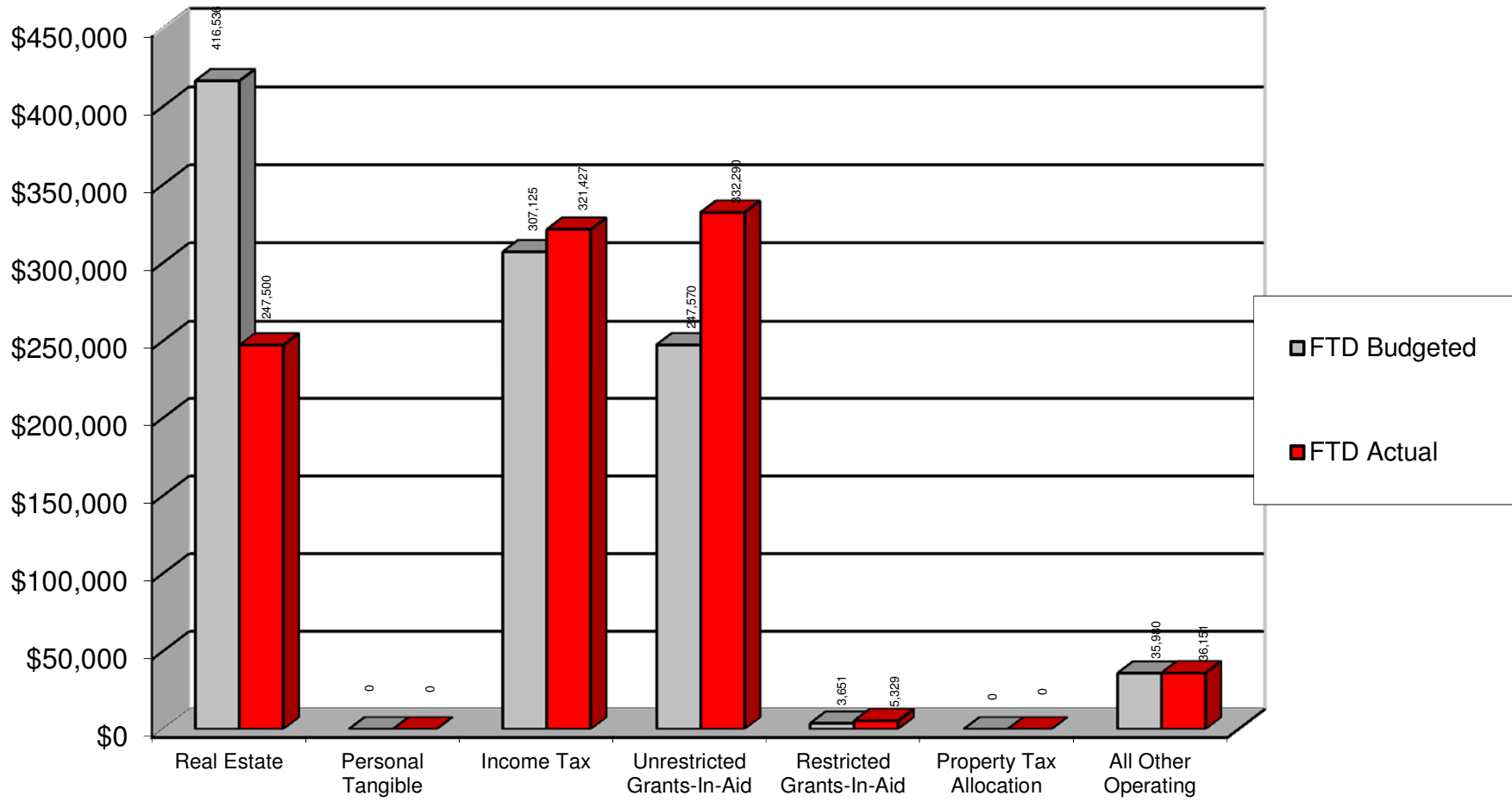
SOUTHEASTERN LOCAL SCHOOL DISTRICT

FINANCIAL REPORT

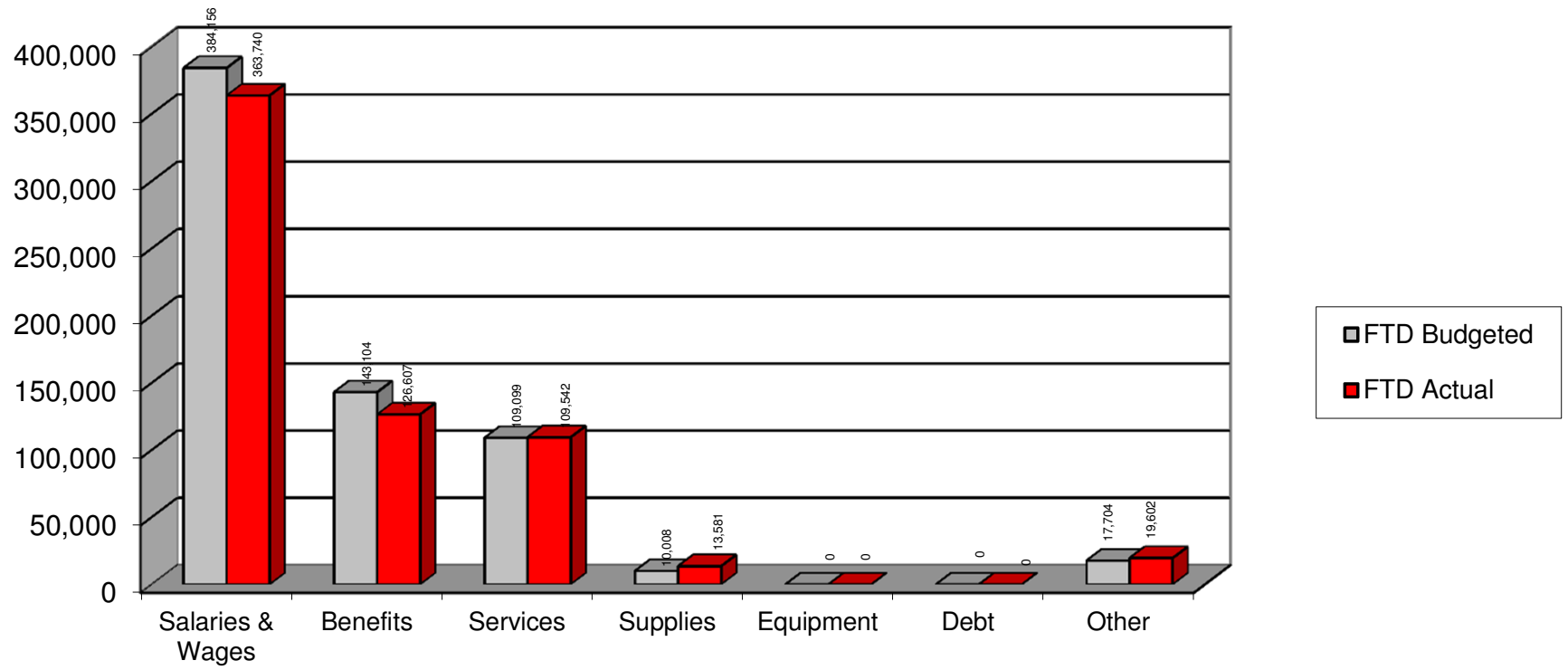
07/31/2016



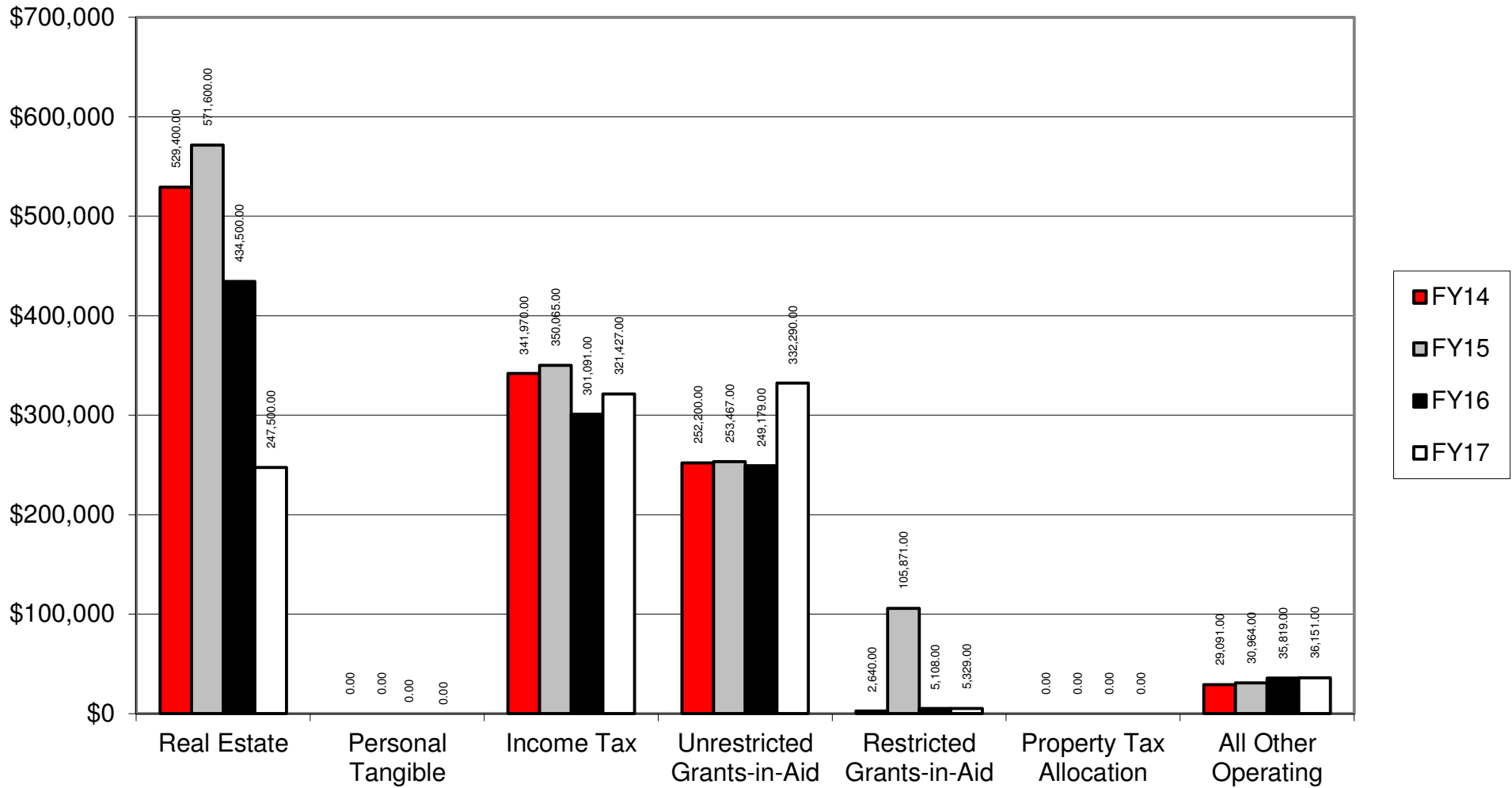
FTD BUDGETED vs. FTD ACTUAL



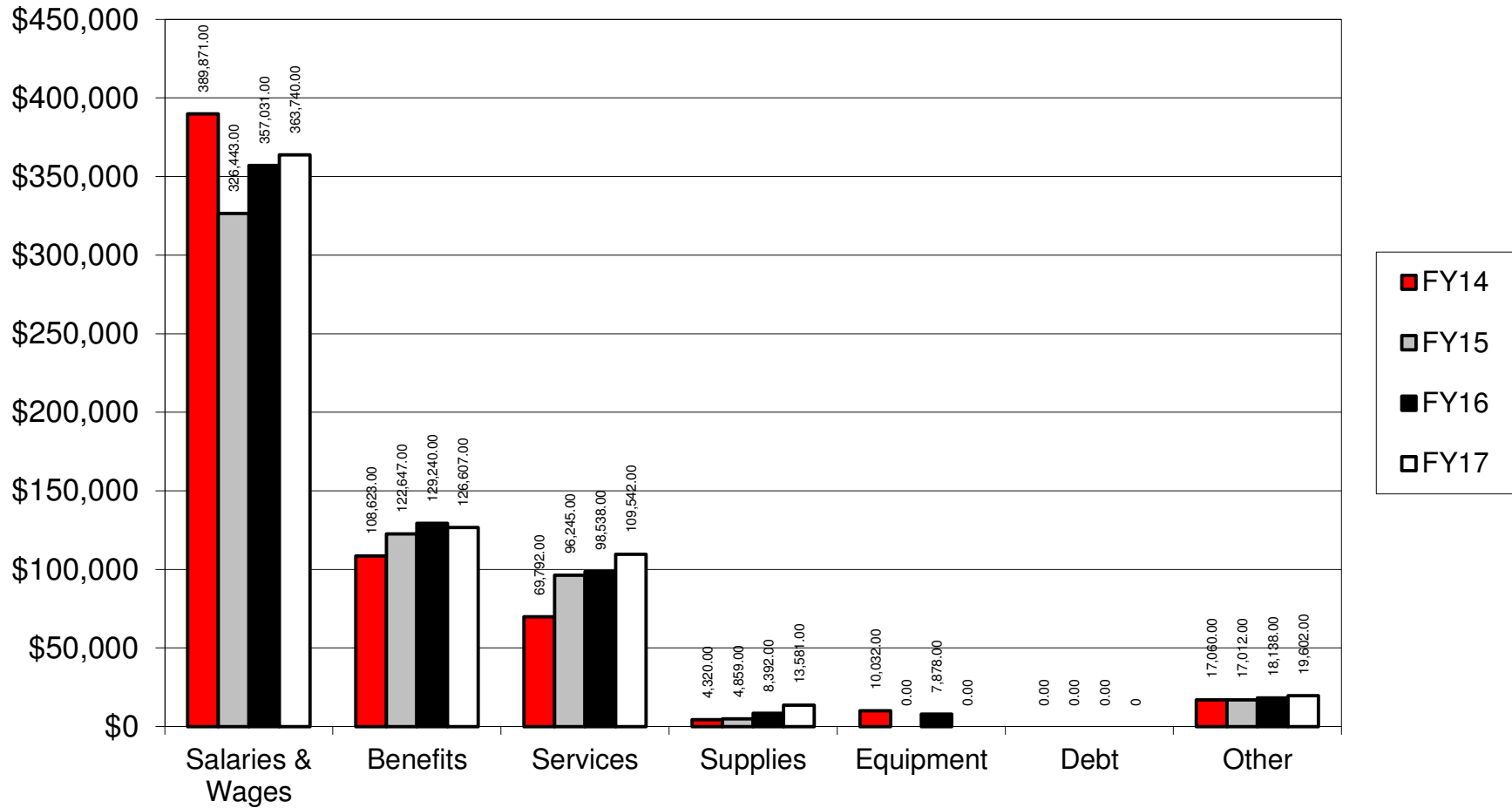
FTD BUDGETED vs. FTD ACTUAL



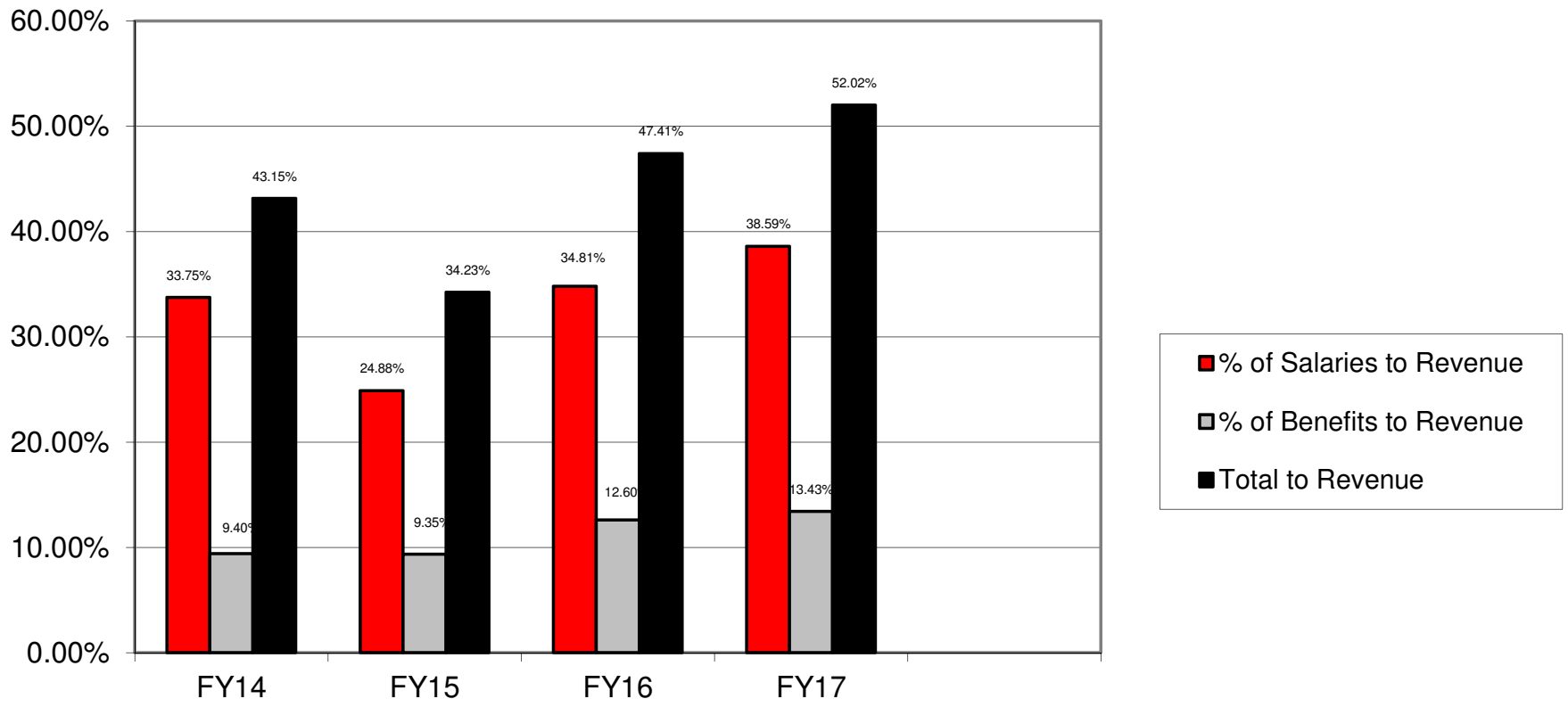
HISTORICAL REVENUE



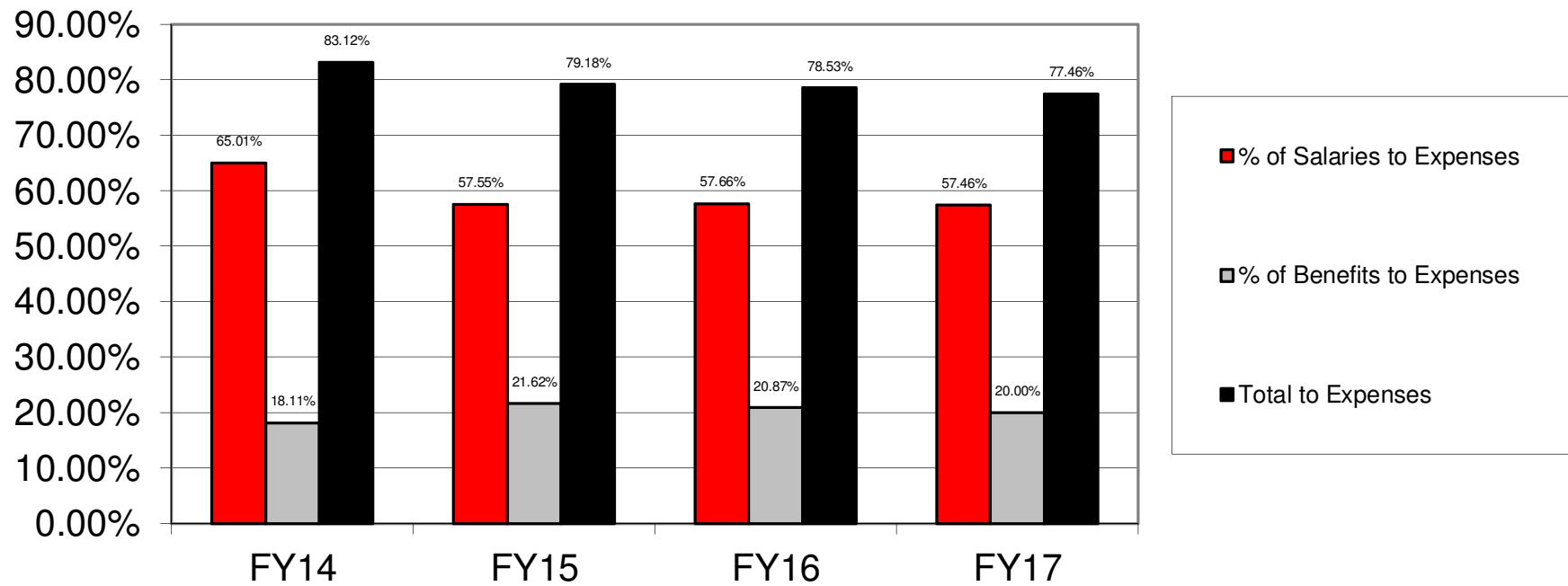
HISTORICAL EXPENDITURES



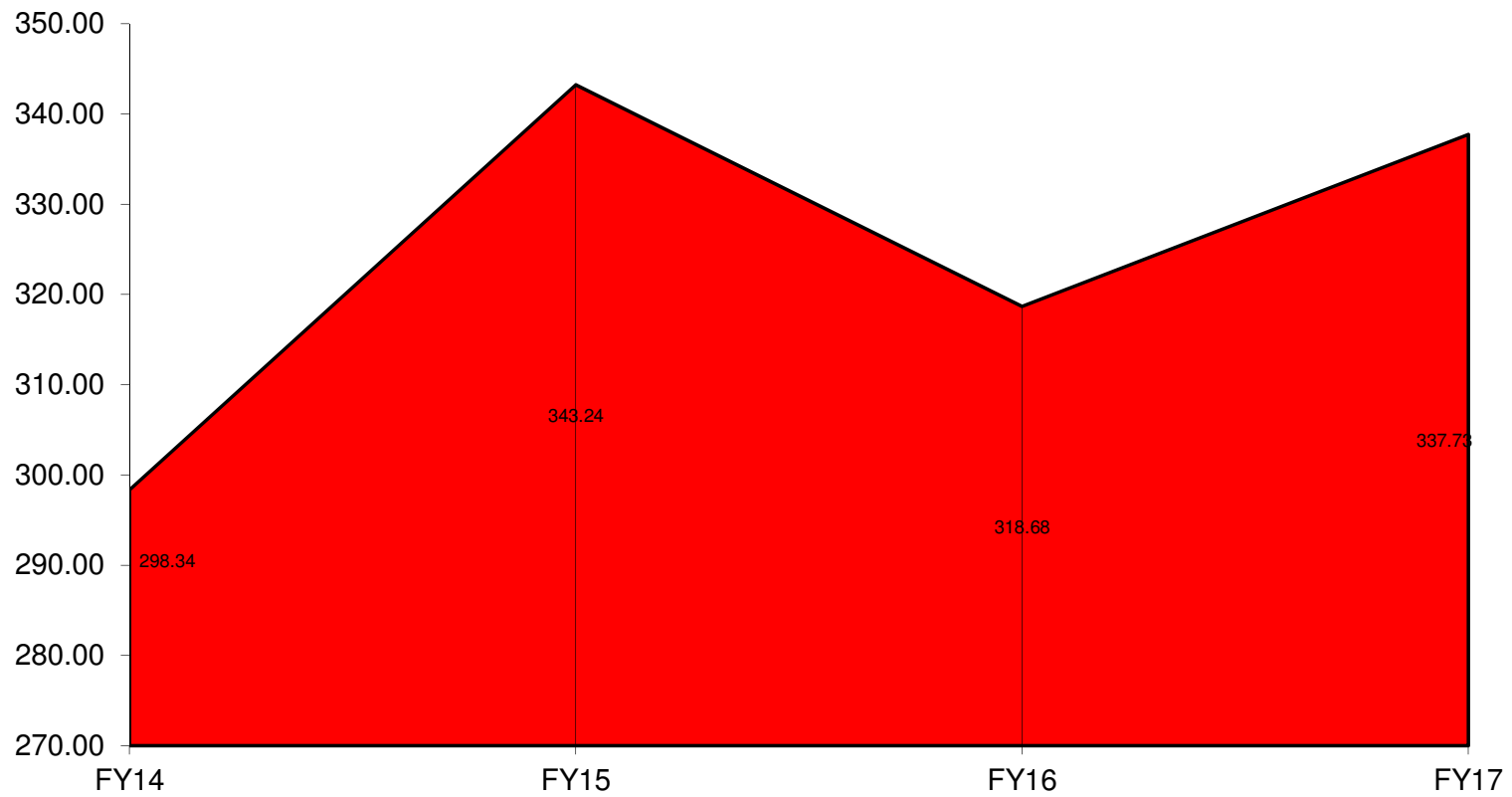
% OF SALARIES AND BENEFITS TO REVENUE



% OF SALARIES AND BENEFITS TO EXPENDITURES



Days of Operating Cash



**MONTHLY BUDGET VARIANCE
SOUTHEASTERN LOCAL SCHOOLS**

	FTD Budgeted	FTD Actual	Variance	Percentage Variance	MTD Budgeted	MTD Actual	Variance	Percentage Variance
REVENUE								
General Property (Real Estate)	\$416,536	\$247,500	(\$169,036)	-40.58%	\$416,536	\$247,500	(\$169,036)	-40.58%
Tangible Personal Property	0	0	0	-	0	0	0	-
Income Tax	307,125	321,427	14,302	4.66%	307,125	321,427	14,302	4.66%
Unrestricted Grants-In-Aid	247,570	332,290	84,720	34.22%	247,570	332,290	84,720	34.22%
Restricted Grants-In-Aid	3,651	5,329	1,678	45.96%	3,651	5,329	1,678	45.96%
Restricted Grants-In-Aid - SFSF	0	0	0	-	0	0	0	-
Property Tax Allocation	0	0	0	-	0	0	0	-
All Other Operating Revenue	35,980	36,151	171	0.48%	35,980	36,151	171	0.48%
TOTAL REVENUE	\$1,010,862	\$942,697	(\$68,165)	-6.74%	\$1,010,862	\$942,697	(\$68,165)	-6.74%
EXPENDITURES								
Salaries & Wages	\$384,156	\$363,740	\$20,416	-5.31%	\$384,156	\$363,740	\$20,416	-5.31%
Benefits	143,104	126,607	16,497	-11.53%	143,104	126,607	16,497	-11.53%
Services	109,099	109,542	(443)	0.41%	109,099	109,542	(\$443)	0.41%
Supplies	10,008	13,581	(3,573)	35.70%	10,008	13,581	(3,573)	35.70%
Equipment	0	0	0	-	0	0	\$0	-
Debt	0	0	0	-	0	0	0	-
Other	17,704	19,602	(1,898)	10.72%	17,704	19,602	(1,898)	10.72%
TOTAL EXPENSES	\$664,071	\$633,072	\$30,999	-4.67%	\$664,071	\$633,072	\$30,999	-4.67%
SURPLUS/DEFICIT	\$346,791	\$309,625	(\$37,166)	-10.72%	\$346,791	\$309,625	(\$37,166)	-10.72%
OTHER USES/SOURCES								
Transfers/Advances In	291,995	291,995	0	0.00%	291,995	291,995	0	0.00%
Transfers/Advances Out	0	0	0	-	0	0	0	-
All Other Financing Sources/(Uses)	0	142,806	142,806	-	0	142,806	(\$142,806)	-
NET SOURCES/USES	291,995	434,801	142,806	48.91%	291,995	434,801	(142,806)	48.91%
BEGINNING CASH	\$6,410,826	\$6,590,282	\$179,456	2.80%	\$6,410,826	\$6,590,282	\$179,456	2.80%
ENDING CASH	\$7,049,612	\$7,334,708	\$285,096	4.04%	\$7,049,612	\$7,334,708	\$285,096	4.04%
ENCUMBRANCES	\$333,650	\$437,637	\$103,987	31.17%	\$333,650	\$437,634	\$103,984	31.17%
UNENCUMBERED CASH	\$6,715,962	\$6,897,071	\$181,109	2.70%	\$6,715,962	\$6,897,074	\$181,112	2.70%

**HISTORICAL COMPARISON BY OBJECT
SOUTHEASTERN LOCAL SCHOOLS**

	FY 14 7/13-07/13	FY 15 7/14-07/14	% of Change	FY 16 7/15-07/15	% of Change	FY 17 7/16-07/16	% of Change
REVENUE							
General Property (Real Estate)	\$529,400	\$571,600	7.97%	\$434,500	-23.99%	\$247,500	-43.04%
Tangible Personal Property	0	0	-	0	-	0	-
Income Tax	341,970	350,065	2.37%	301,091	-13.99%	321,427	6.75%
Unrestricted Grants-in-Aid	252,200	253,467	0.50%	249,179	-1.69%	332,290	33.35%
Restricted Grants-in-Aid	2,640	105,871	3910.27%	5,108	-95.18%	5,329	4.33%
Restricted Grants-in-Aid - SFSF	0	0	-	0	-	0	-
Property Tax Allocation	0	0	-	0	-	0	-
All Other Operating Revenue	29,091	30,964	6.44%	35,819	15.68%	36,151	0.93%
TOTAL REVENUE	\$1,155,301	\$1,311,967	13.56%	\$1,025,697	-21.82%	\$942,697	-8.09%
EXPENDITURES							
Salaries & Wages	389,871	326,443	-16.27%	357,031	9.37%	363,740	1.88%
Benefits	108,623	122,647	12.91%	129,240	5.38%	126,607	-2.04%
Services	69,792	96,245	37.90%	98,538	2.38%	109,542	11.17%
Supplies	4,320	4,859	12.48%	8,392	72.71%	13,581	61.83%
Equipment	10,032	0	-100.00%	7,878	-	0	-100.00%
Debt	0	0	-	0	-	0	-
Other	17,060	17,012	-0.28%	18,138	6.62%	19,602	8.07%
TOTAL EXPENDITURES	\$599,698	\$567,206	-5.42%	\$619,217	9.17%	\$633,072	2.24%
SURPLUS/DEFICIT	555,603	744,761	34.05%	406,480	-45.42%	309,625	-23.83%
OTHER SOURCES/USES							
Advances/Transfers In	215,947	242,939	12.50%	279,051	14.86%	291,995	4.64%
Advances/Transfers Out	0	0	-	0	-	0	-
All Other Financing Sources	0	184	-	0	-100.00%	142,806	-
Debt Service	0	0	-	0	-	0	-
NET SOURCES/USES	215,947	243,123	12.58%	279,051	14.78%	434,801	55.81%
BEGINNING CASH	\$5,366,319	\$5,516,278	2.79%	\$5,988,692	8.56%	\$6,590,282	10.05%
ENDING CASH	\$6,137,869	\$6,504,162	5.97%	\$6,674,223	2.61%	\$7,334,708	9.90%
ENCUMBRANCES	366,405	223,932	-38.88%	\$308,680	37.85%	\$437,634	41.78%
UNENCUMBERED CASH	\$5,771,464	\$6,280,230	8.82%	\$6,365,543	1.36%	\$6,897,074	8.35%
% of Salaries to Revenue	33.75%	24.88%		34.81%		38.59%	
% of Benefits to Revenue	9.40%	9.35%		12.60%		13.43%	
Total to Revenue	43.15%	34.23%		47.41%		52.02%	
Days of Operating Cash	298.34	343.24		318.68		337.73	

Southeastern Local Schools
Clark County, Ohio

General Fund Financial History/Projection

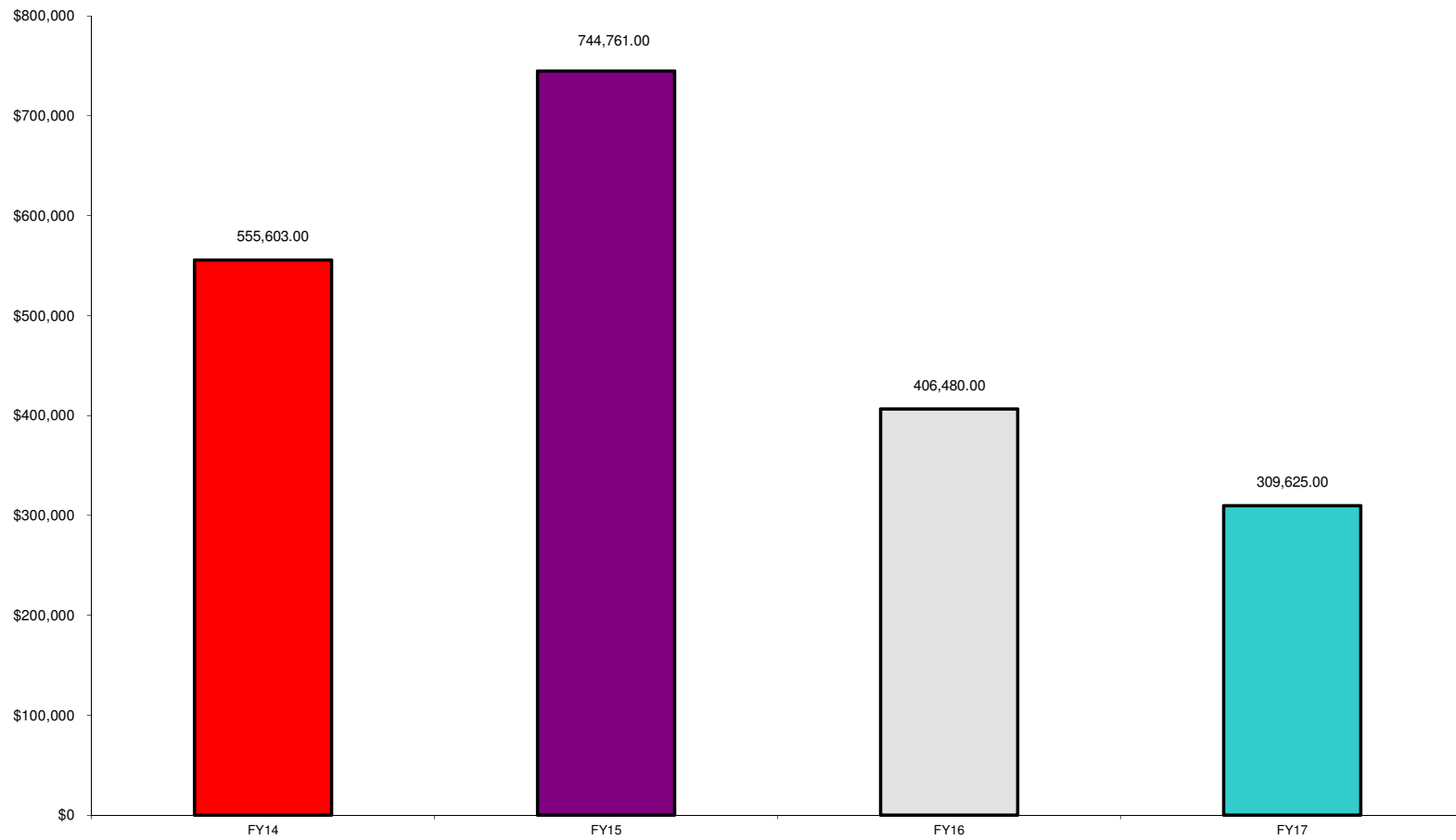
7/31/2016

Percent of Fiscal Year Complete

8.33%

	2016-17 Projection	2016-17 FYTD Actual	FYTD %
REVENUE			
General Property (Real Estate)	\$2,355,841.00	\$247,500.00	10.51%
Tangible Personal Property	\$217,885.00	\$0.00	0.00%
Income Tax	\$1,000,615.00	\$321,427.00	32.12%
Unrestricted Grants-in-Aid	\$3,793,678.00	\$332,290.00	8.76%
Restricted Grants-in-Aid	\$55,947.00	\$5,329.00	9.53%
Restricted Grants-in-Aid - SFSF	\$0.00	\$0.00	#DIV/0!
Property Tax Allocation	\$371,237.00	\$0.00	0.00%
All Other Operating Revenue	\$547,375.00	\$36,151.00	6.60%
TOTAL	\$8,342,578.00	\$942,697.00	11.30%
EXPENDITURES			
Salaries & Wages	\$4,915,995.00	\$363,740.00	7.40%
Benefits	\$1,792,176.00	\$126,607.00	7.06%
Services	\$1,476,546.00	\$109,542.00	7.42%
Supplies	\$224,814.00	\$13,581.00	6.04%
Equipment	\$5,051.00	\$0.00	0.00%
Debt	\$0.00	\$0.00	#DIV/0!
Other	\$117,929.00	\$19,602.00	16.62%
TOTAL	\$8,532,511.00	\$633,072.00	7.42%
SURPLUS/(DEFICIT)	(\$189,933.00)	\$309,625.00	

SURPLUS/DEFICIT



Southeastern Local Schools
Explanation of Checks Over \$5,000

07/01/2016 - 07/31/2016

Check #	Vendor Name	Amount	Explanation
063097	BSN Sports	\$5,199.30	MV Football Uniforms
063106	Janton Company	\$11,601.80	Janitorial Supplies
063111	Riddell/All American Sports	\$10,376.15	Helmets/Shoulder Pads for SE/MV & Helmet decals
063113	Southwestern Ohio Educational Purchasing Council	\$37,623.00	Liability Insurance for FY17
063129	MVECA	\$15,706.50	Technology, Financial, EMIS, Student Services, INFohio, Progress Book ect.
063134	Ray Hensley	\$7,276.00	Chip and Seal MV drive
992411	Payroll	\$194,052.24	Payroll for July 5, 2016
992414	Payroll	\$191,734.03	Payroll for July 20, 2016
992416	UHC	\$78,498.86	August Health Insurance Payment
992428	Foundation	\$106,909.63	County Board, STRS/SERS, Community Schools, Open Enrollment, ect...

-- Options Summary --

Output file SM2M.TXT
Print options page? (Y,N) Y
Report heading SM2 July 31, 2016
Fiscal Year 2017
Beginning Month: 07
Ending Month: 07

BAT_SM2M executed by SE_BMCKEE on node MVECA0:: at 2-AUG-2016 18:02:59.09

DATE: 08/02/2016
 TIME: 18:02:59

FORM SM-2
 OHIO DEPARTMENT OF EDUCATION - OFFICE OF SCHOOL MANAGEMENT ASSISTANCE
 ANNUAL SPENDING PLAN (CURRENT OPERATION - GENERAL FUND ONLY - O.R.C. 5705.391)

PAGE: 1

SCHOOL DISTRICT: SOUTHEASTERN LOCAL SCHOOL

IRN # 046276 COUNTY: CLARK
 SM2 July 31, 2016

FISCAL YEAR: 2017 MONTH: 07

	MONTHLY ESTIMATE	MONTHLY ACTUAL	MONTHLY DIFFERENCE	FISCAL YTD ESTIMATE	FISCAL YTD ACTUAL	FISCAL YTD DIFFERENCE
REVENUES						
01.010 General Property (Real Estate)	0	247,500	247,500	0	247,500	247,500
01.020 Tangible Personal Property Tax	0	0	0	0	0	0
01.030 Income Tax	0	321,427	321,427	0	321,427	321,427
01.035 Unrestricted Grants-in-Aid	0	332,290	332,290	0	332,290	332,290
01.040 Restricted Grants-in-Aid	0	5,329	5,329	0	5,329	5,329
01.045 Restricted Grants-in-Aid - SFSF	0	0	0	0	0	0
01.050 Property Tax Allocation	0	0	0	0	0	0
01.060 All Other Operating Revenue	0	36,151	36,151	0	36,151	36,151
01.070 Total Revenue	0	942,697	942,697	0	942,697	942,697
OTHER FINANCING SOURCES						
02.010 Proceeds from Sale of Notes	0	0	0	0	0	0
02.020 State Emergency Loans & Advancements (Approved)	0	0	0	0	0	0
02.040 Operating Transfers-In	0	0	0	0	0	0
02.050 Advances-In	0	291,995	291,995	0	291,995	291,995
02.060 All Other Financing Sources	0	142,806	142,806	0	142,806	142,806
02.070 Total Other Financing Sources	0	434,801	434,801	0	434,801	434,801
02.080 Total Revenues and Other Financing Sources	0	1,377,498	1,377,498	0	1,377,498	1,377,498
EXPENDITURES						
03.010 Personal Services	0	363,740	363,740	0	363,740	363,740
03.020 Employees' Retirement/Insurance Benefits	0	126,607	126,607	0	126,607	126,607
03.030 Purchased Services	0	109,542	109,542	0	109,542	109,542
03.040 Supplies and Materials	0	13,581	13,581	0	13,581	13,581
03.050 Capital Outlay	0	0	0	0	0	0
03.060 Intergovernmental	0	0	0	0	0	0
04.010 Debt Service: All Principal (Historical)	0	0	0	0	0	0
04.020 Debt Service: Principal - Notes	0	0	0	0	0	0
04.030 Debt Service: Principal - State Loans	0	0	0	0	0	0
04.040 Debt Service: Principal - State Advancements	0	0	0	0	0	0
04.050 Debt Service: Principal - HB 264 Loans	0	0	0	0	0	0
04.055 Debt Service: Principal - Other	0	0	0	0	0	0
04.060 Debt Service: Interest and Fiscal Charges	0	0	0	0	0	0
04.300 Other Objects	0	19,602	19,602	0	19,602	19,602
04.500 Total Expenditures	0	633,072	633,072	0	633,072	633,072
OTHER FINANCING USES						
05.010 Operating Transfers - Out	0	0	0	0	0	0
05.020 Advances - Out	0	0	0	0	0	0
05.030 All Other Financing Uses	0	0	0	0	0	0
05.040 Total Other Financing Uses	0	0	0	0	0	0
05.050 Total Expenditure and Other Financing Uses	0	633,072	633,072	0	633,072	633,072
06.010 Excess Rev & Oth Financing Sources over(under) Exp &	0	744,426	744,426	0	744,426	744,426
07.010 Beginning Cash Balance	0	6,590,282	6,590,282	0	6,590,282	6,590,282
07.020 Ending Cash Balance	0	7,334,708	7,334,708	0	7,334,708	7,334,708
08.010 Outstanding Encumbrances	0	437,634	437,634	0	437,634	437,634

-- Options Summary --

Summary or Detail Report? (S,D) D
Output file: FINSUMM.TXT
Type: CSV
Print options page? (Y,N) Y
Generate FINDET report for comparison? (Y,N) Y
Sort options: FS
Include future encumbrance amounts? (Y,N) N
Include accounts with zero amounts? (Y,N) N
Include accounts which are no longer active? (Y,N,I) Y

BAT_FINSUM executed by SE_BMCKEE on node MVECA0:: at 2-AUG-2016 17:48:39.60

Date: 08/02/2016
 Time: 5:48 pm

SOUTHEASTERN LOCAL SCHOOL
 Financial Report by Fund/SCC

Fund #	Fund Description	FYTD Receipts	MTD Expenditures	FYTD Expenditures	Current Fund Balance	Current Encumbrances	Unencumbered Fund Balance	Bank Code
001 0000	CASH CONTROL - GENERAL FUND							
	6,487,444.73	1,377,498.74	1,377,498.74	633,071.72	633,071.72	7,231,871.75	437,633.60	6,794,238.15
001 9412	GENERAL SET ASIDE (5%)							
	102,837.52	0.00	0.00	0.00	0.00	102,837.52	0.00	102,837.52
003 0000	GENERAL INTEREST							
	1,075,699.60	8,912.05	8,912.05	579.00	579.00	1,084,032.65	0.00	1,084,032.65
003 9001	PERMANENT IMPROVEMENT VOTED							
	835,524.38-	19,600.00	19,600.00	13,991.55	13,991.55	829,915.93-	361,200.79	1,191,116.72-
003 9003	AUDITORIUM RENOVATION							
	848.38	0.00	0.00	0.00	0.00	848.38	0.00	848.38
006 0000	LUNCHROOM CASH CONTROL							
	22,372.09-	0.00	0.00	293,692.81	293,692.81	316,064.90-	46,096.55	362,161.45- 1
018 9081	PRINCIPAL'S SUPPORT - MIAMI VIEW							
	1,970.75	0.00	0.00	0.00	0.00	1,970.75	0.00	1,970.75 1
018 9082	PRINCIPAL'S SUPPORT - HIGH SCHOOL							
	4,302.25-	0.00	0.00	7,859.26	7,859.26	12,161.51-	0.00	12,161.51- 1
018 9281	MIDDLE SCHOOL PRINCIPAL'S SUPPORT							
	2,331.50	0.00	0.00	0.00	0.00	2,331.50	1,437.98	893.52
019 9091	MIAMI VIEW WORKROOM/LOUNGE							
	136.84	0.00	0.00	0.00	0.00	136.84	0.00	136.84 1
019 9092	TEACHER'S LOUNGE - HIGH SCHOOL							
	537.01	0.00	0.00	0.00	0.00	537.01	0.00	537.01
022 9012	Wellness Incentive							
	7,993.85	0.00	0.00	0.00	0.00	7,993.85	0.00	7,993.85
022 9013	Julia Salyers Memorial Fund							
	365.00	0.00	0.00	0.00	0.00	365.00	0.00	365.00
022 9014	Jerry South Memorial Fund							
	397.84	0.00	0.00	0.00	0.00	397.84	0.00	397.84
022 9081	PRINCIPAL'S FUND/STAFF RECOGNITION							
	405.49-	0.00	0.00	0.00	0.00	405.49-	0.00	405.49-
022 9082	PRINCIPAL'S FUND/STAFF RECOGNITION							
	1,600.17	0.00	0.00	0.00	0.00	1,600.17	0.00	1,600.17

Date: 08/02/2016
 Time: 5:48 pm

SOUTHEASTERN LOCAL SCHOOL
 Financial Report by Fund/SCC

Fund #	Fund Description	FYTD Receipts	MTD Expenditures	FYTD Expenditures	Current Fund Balance	Current Encumbrances	Unencumbered Fund Balance	Bank Code
022 9208	2008 Section 125	0.00	174.65	174.65	0.00	0.00	174.65	
022 9281	PRINCIPAL'S FUND/STAFF RECOGNITION	3,806.92-	0.00	0.00	0.00	0.00	3,806.92-	
027 0000	BWC Distribution Account	50,418.68	3,086.25	3,086.25	0.00	0.00	53,504.93	
200 9013	Class of 2013	816.46	0.00	0.00	0.00	0.00	816.46	
200 9014	Class of 2014	250.00	0.00	0.00	0.00	0.00	250.00	
200 9015	Class of 2015	187.01	0.00	0.00	0.00	0.00	187.01	
200 9016	Class of 2016	693.57	0.00	0.00	311.60	311.60	381.97	
200 9017	Class of 2017	1,935.53	0.00	0.00	0.00	0.00	1,935.53	
200 9018	Class of 2018	2,565.53	0.00	0.00	0.00	0.00	2,565.53	
200 9019	Class of 2019	805.83-	0.00	0.00	0.00	0.00	805.83-	
200 9020	Class of 2020	366.87	0.00	0.00	0.00	0.00	366.87	
200 9201	FUTURE FARMERS OF AMERICA	3,456.11	0.00	0.00	0.00	0.00	3,456.11	5,256.00
200 9202	FAMILIES CAREERS & COMMUNITY LEADERS OF AMERI	3,423.51	0.00	0.00	0.00	0.00	3,423.51	246.55
200 9203	FUTURE EDUCATORS OF AMERICA	119.74	0.00	0.00	0.00	0.00	119.74	0.00
200 9205	NATIONAL HONOR SOCIETY	824.44	0.00	0.00	385.00	385.00	439.44	355.00
200 9207	ACHIEVEMENT THRU TEAMWORK	882.26	0.00	0.00	0.00	0.00	882.26	0.00

Date: 08/02/2016
 Time: 5:48 pm

SOUTHEASTERN LOCAL SCHOOL
 Financial Report by Fund/SCC

Fund #	Fund Description	FYTD Receipts	MTD Expenditures	FYTD Expenditures	Current Fund Balance	Current Encumbrances	Unencumbered Fund Balance	Bank Code
200 9210	SPIRIT CLUB							
	1,098.55	0.00	0.00	0.00	1,098.55	0.00	1,098.55	
200 9215	LAND LAB							
	264.28	0.00	0.00	0.00	264.28	0.00	264.28	
200 9216	MIAMI VIEW MIDDLE SCHOOL STUDENT COUNCIL							
	7,041.97	0.00	0.00	0.00	7,041.97	0.00	7,041.97	1
200 9217	Jr. High Student Council							
	4,311.17	0.00	0.00	0.00	4,311.17	0.00	4,311.17	
200 9222	S.A.D.D. CASH							
	206.74	0.00	0.00	0.00	206.74	0.00	206.74	
200 9225	H2O HELP TO OTHERS							
	1,060.87	0.00	0.00	0.00	1,060.87	0.00	1,060.87	
200 9226	Art Club							
	1,619.89	0.00	0.00	0.00	1,619.89	0.00	1,619.89	
300 9302	BAND							
	4,263.48	5,529.00	5,529.00	0.00	9,792.48	0.00	9,792.48	
300 9303	CHEERLEADERS - HI SCHOOL							
	804.38	2,750.00	2,750.00	3,380.00	174.38	5,248.20	5,073.82-	
300 9304	CHOIR - HI SCHOOL							
	730.43	0.00	0.00	0.00	730.43	0.00	730.43	
300 9305	DRAMA - HI SCHOOL							
	7,748.85	0.00	0.00	0.00	7,748.85	580.69	7,168.16	
300 9306	Bowling Club							
	1,171.77-	0.00	0.00	0.00	1,171.77-	0.00	1,171.77-	
300 9308	TROJAN TIMES							
	1.66	0.00	0.00	0.00	1.66	0.00	1.66	
300 9309	YEARBOOK							
	1,438.10-	200.00	200.00	0.00	1,238.10-	0.00	1,238.10-	
300 9312	Wrestling Club							
	1,130.73	0.00	0.00	0.00	1,130.73	85.00	1,045.73	
300 9313	CHEERLEADERS - MIAMI VIEW							
	64.29	0.00	0.00	0.00	64.29	2,558.20	2,493.91-	

Date: 08/02/2016
 Time: 5:48 pm

SOUTHEASTERN LOCAL SCHOOL
 Financial Report by Fund/SCC

Fund #	Fund Description	FYTD Receipts	MTD Expenditures	FYTD Expenditures	Current Fund Balance	Current Encumbrances	Unencumbered Fund Balance	Bank Code
300	9320 ATHLETICS - HI SCHOOL 20,372.96	0.00	10,679.58	10,679.58	9,693.38	11,053.42	1,360.04-	1
300	9330 ATHLETICS MIAMI VIEW 6,120.74	0.00	8,992.63	8,992.63	2,871.89-	2,238.15	5,110.04-	1
450	9407 SCHOOLNET 0.01	0.00	0.00	0.00	0.01	0.00	0.01	
459	9903 OHIO READS GRANT 300.00	0.00	0.00	0.00	300.00	0.00	300.00	
459	9905 OHIO READS 2,000.00	0.00	0.00	0.00	2,000.00	0.00	2,000.00	
461	9017 VOC ED ENHANCEMENTS 0.00	0.00	496.55	496.55	496.55-	0.00	496.55-	
499	9014 Early Literacy Grant 7,805.06	0.00	0.00	0.00	7,805.06	0.00	7,805.06	
499	9107 Project Lead the Way 0.45	0.00	0.00	0.00	0.45	0.00	0.45	
499	9900 BUILDING INCENTIVE 128.59	0.00	0.00	0.00	128.59	0.00	128.59	
516	9602 TITLE IV-B 2002 0.56	0.00	0.00	0.00	0.56	0.00	0.56	
516	9616 IDEA PART B 3,854.85	0.00	7,033.34	7,033.34	3,178.49-	0.00	3,178.49-	
572	9216 TITLE I 9,697.75	0.00	14,954.78	14,954.78	5,257.03-	0.00	5,257.03-	
572	9217 TITLE I 0.00	0.00	0.00	0.00	0.00	1,679.25	1,679.25-	
573	9302 TITLE VI-INNOVATIVE 1.00	0.00	0.00	0.00	1.00	0.00	1.00	
GRAND TOTALS:								
	6,958,905.33	1,417,750.69	1,417,750.69	995,427.82	995,427.82	7,381,228.20	875,669.38	6,505,558.82

-- Options Summary --

Output file: CHEKPY.TXT
Print options page? (Y,N) Y
Sort options: C
Check types to select. (D,I,M,P,R,T,W): W,P,R,M
Print vendor from PO or check. (P,C): P
Date Selection From: 07/01/2016
To: 07/31/2016
Summary or Detail report? (S,D) S
Single or Double space summary report? (S,D) S
Include or Exclude the following vendors?(I,E) I

BAT_CHEKPY executed by SE_BMCKEE on node MVECA0:: at 2-AUG-2016 17:49:43.82

Date: 08/02/2016
 Time: 5:49 pm

SOUTHEASTERN LOCAL SCHOOL
 SORT BY CHECK NUMBER
 CHECK DATES BETWEEN 07/01/2016 AND 07/31/2016
 WARRANT, REFUND, MEMO, PAYROLL CHECKS

Page: 1
 (CHEKPY)

CHECK	TYPE	DATE	VENDOR	VENDOR	STATUS/DATE	BANK CODE	CHECK AMOUNT
063096	W	07/08/2016	AMERITECH	010200	RECONCILED:07/31/2016		27.07
063097	W	07/08/2016	BSN Sports	034171	RECONCILED:07/31/2016	1	5,199.30
063098	W	07/08/2016	Burleson Law Offices, LLC	033353	RECONCILED:07/31/2016		1,486.25
063099	W	07/08/2016	CLARK CO JUVENILE CENTER	002360			216.00
063100	W	07/08/2016	COUNTRY MINI MART	030851	RECONCILED:07/31/2016		186.61
063101	W	07/08/2016	DAYTON POWER AND LIGHT COMPANY	032183	RECONCILED:07/31/2016		3,911.49
063102	W	07/08/2016	DELANEY PLUMBING	003400	RECONCILED:07/31/2016		520.00
063103	W	07/08/2016	Excel Sports Medicine Attn: Denise Criswell	034415	RECONCILED:07/31/2016	1	1,000.00
063104	W	07/08/2016	Guardian	033892	RECONCILED:07/31/2016		143.70
063105	W	07/08/2016	H. W. MANN & SONS	007650	RECONCILED:07/31/2016		145.00
063106	W	07/08/2016	JANTON COMPANY	006405	RECONCILED:07/31/2016		11,601.80
063107	W	07/08/2016	LOWE'S LUMBER	007430	RECONCILED:07/31/2016		311.60
063108	W	07/08/2016	Megacity Fire Protection	034142	RECONCILED:07/31/2016		463.45
063109	W	07/08/2016	National Honor Society	033242	RECONCILED:07/31/2016	1	385.00
063110	W	07/08/2016	OASSA	010165	RECONCILED:07/31/2016		3,380.00
063111	W	07/08/2016	Riddell/All American Sports Co	034482	RECONCILED:07/31/2016	1	10,376.15
063112	W	07/08/2016	SHOEMAKER'S HOME CENTER	011950	RECONCILED:07/31/2016		117.59
063113	W	07/08/2016	Southwestern Ohio Educational Purchasing Council	032766	RECONCILED:07/31/2016		37,623.00
063114	W	07/08/2016	TERMINIX INTERNATIONAL CO.,THE	000200	RECONCILED:07/31/2016	(Multi-bank check)	105.00
063115	W	07/08/2016	TotalFunds By Hasler	033712	RECONCILED:07/31/2016		700.00
063116	W	07/08/2016	VILLAGE OF S. CHARLESTON	013400	RECONCILED:07/31/2016		1,644.00
063117	W	07/15/2016	BSN Sports	034171		1	272.68
063118	W	07/15/2016	BUCKEYE ALL GASES	010097	RECONCILED:07/31/2016		17.55
063119	W	07/15/2016	De Lage Landen	034335	RECONCILED:07/31/2016		1,688.00
063120	W	07/15/2016	EDGE Document Solutions, LLC	033077	RECONCILED:07/31/2016		673.00
063121	W	07/15/2016	Furlow's Consulting LLC	034907	RECONCILED:07/31/2016		1,352.86
063122	W	07/15/2016	Goodies Factory, The	034924		1	378.00
063123	W	07/15/2016	Greenon Local School District	034028	RECONCILED:07/31/2016		3,847.05
063124	W	07/15/2016	Healy Awards Inc	034602	RECONCILED:07/31/2016	1	481.36
063125	W	07/15/2016	In A Pinch	034671	RECONCILED:07/31/2016	1	187.00
063126	W	07/15/2016	B2B Computer Products LLC DBA: ITSavvy	034144	RECONCILED:07/31/2016		1,674.56
063127	W	07/15/2016	MACRAY CO INC.	007480	RECONCILED:07/31/2016		12.00
063128	W	07/15/2016	Meal Magic Corporation	034114	RECONCILED:07/31/2016		1,625.00
063129	W	07/15/2016	MVECA	008305			15,706.50
063130	W	07/15/2016	OHIO ACTE	032165			510.00
063131	W	07/15/2016	OHIO SCHOOL BOARD ASSOCIATION	010262			300.00
063132	W	07/15/2016	Pattons Power Equipment	034923	RECONCILED:07/31/2016		247.99
063133	W	07/15/2016	Pioneer Athletics	034630	RECONCILED:07/31/2016		3,168.00
063134	W	07/15/2016	RAY HENSLEY	005500	RECONCILED:07/31/2016		7,276.00
063135	W	07/15/2016	Riddell/All American Sports Co	034482	RECONCILED:07/31/2016	1	305.45
063136	W	07/15/2016	Southern Computer Warehouse	034566	RECONCILED:07/31/2016		921.93
063137	W	07/15/2016	TMT Apparel	034631		1	945.00
063138	W	07/15/2016	Trophy Depot	033843	RECONCILED:07/31/2016	1	299.27
063139	W	07/15/2016	TruGreen Commercial Dayton North Branch	034830	RECONCILED:07/31/2016	1	228.00
063140	W	07/15/2016	VECTREN ENERGY DELIVERY	003350	RECONCILED:07/31/2016		34.13
063141	W	07/22/2016	CLARK COUNTY EDUCATIONAL SERVICE CENTER	002300	RECONCILED:07/31/2016		106.41
063142	W	07/22/2016	DARRICK RIGGS	032170			100.44

Date: 08/02/2016
 Time: 5:49 pm

SOUTHEASTERN LOCAL SCHOOL
 SORT BY CHECK NUMBER
 CHECK DATES BETWEEN 07/01/2016 AND 07/31/2016
 WARRANT, REFUND, MEMO, PAYROLL CHECKS

Page: 2
 (CHEKPY)

CHECK	TYPE	DATE	VENDOR	VENDOR	STATUS/DATE	BANK CODE	CHECK AMOUNT
063143	W	07/22/2016	DAYTON POWER AND LIGHT COMPANY	032183			96.69
063144	W	07/22/2016	Direct Energy Business Marketing, LLC	034790			57.51
063145	W	07/22/2016	IRA TRAVIS	013046	RECONCILED:07/31/2016		68.04
063146	W	07/22/2016	B2B Computer Products LLC DBA: ITSavvy	034144			579.00
063147	W	07/22/2016	NASCO	008682			59.10
063148	W	07/22/2016	POSTMASTER	010600			454.96
063149	W	07/22/2016	School Nurse Supply	032500			263.15
063150	W	07/22/2016	SHERWIN WILLIAMS	002183			118.62
992411	C	07/05/2016	PAYROLL	900005	RECONCILED:07/31/2016	(Multi-bank check)	194,052.24
992412	C	07/05/2016	PAYROLL	900005	RECONCILED:07/31/2016		411.48
992414	C	07/20/2016	PAYROLL	900005	RECONCILED:07/31/2016	(Multi-bank check)	191,734.03
992416	M	07/25/2016	EPC-Self-Funded Medical Plan	900052		(Multi-bank check)	78,498.86
992417	M	07/25/2016	EPC Dental/Vision Benefit Plan Dental Plan	900053		(Multi-bank check)	4,623.51
992418	M	07/25/2016	EPC-Dental/Vision Benefit Plan Vision Plan	900054		(Multi-bank check)	1,291.80
992419	M	07/25/2016	Sun Life Assurance Company of Canada	900055		(Multi-bank check)	347.25
992420	M	07/05/2016	PAYROLL	900005		(Multi-bank check)	4,077.49
992421	M	07/05/2016	RETIREMENT STRS	900001			1,521.32
992422	M	07/20/2016	PAYROLL	900005		(Multi-bank check)	4,005.46
992423	M	07/20/2016	RETIREMENT STRS	900001			1,521.32
992424	M	07/20/2016	RETIREMENT SERS	900002			558.94
992425	M	07/31/2016	AUDITOR & TREAS. FEES	900034			4,821.41
992426	M	07/27/2016	RingCentral, Inc.	900082			368.19
992427	M	07/31/2016	SECURITY NATIONAL BANK	900042			100.00
992428	M	07/29/2016	FOUNDATION	900014		(Multi-bank check)	106,909.63
992429	M	07/29/2016	FOUNDATION	900014			2,278.83
992430	M	07/20/2016	RETIREMENT STRS	900001			0.01
V VOIDED CHECKS			0	CHECK TOTALS	0.00		
R RECONCILED CHECKS			43	CHECK TOTALS	489,738.36		
W WARRANT CHECKS			55	CHECK TOTALS	123,598.26		
M MEMO CHECKS			15	CHECK TOTALS	210,924.02		
B REFUND CHECKS			0	CHECK TOTALS	0.00		
I INVESTMENT CHECKS			0	CHECK TOTALS	0.00		
T TRANSFER CHECKS			0	CHECK TOTALS	0.00		
D DISTRIBUTION CHECKS			0	CHECK TOTALS	0.00		
C PAYROLL CHECKS			3	CHECK TOTALS	386,197.75		
MISSING CHECKS			0				
** TOTAL CHECKS (LESS VOIDED)			73	** TOTAL NET	720,720.03		
*** TOTAL CHECKS WRITTEN			73	*** GRAND TOTALS	720,720.03		