

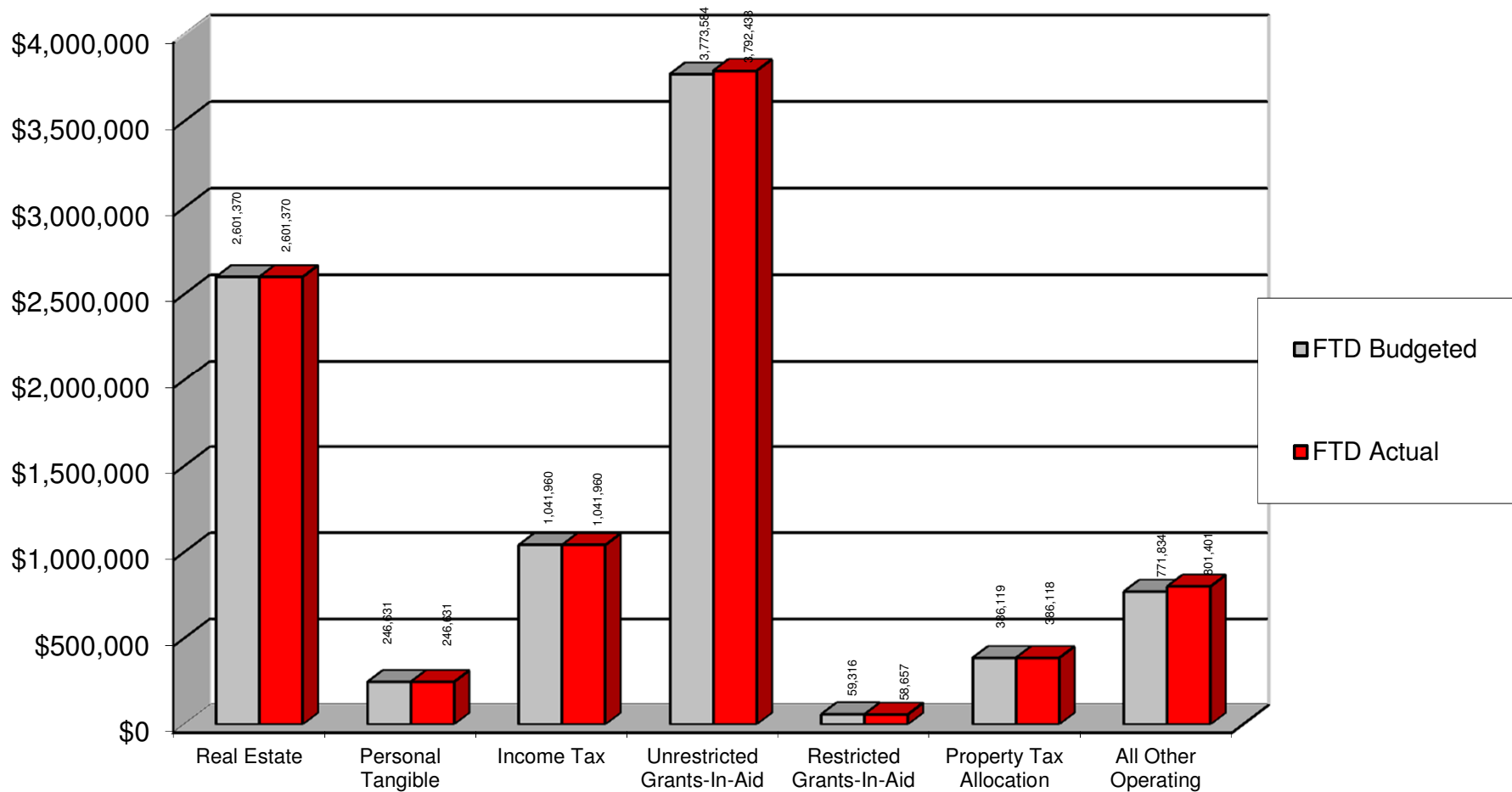
SOUTHEASTERN LOCAL SCHOOL DISTRICT

FINANCIAL REPORT

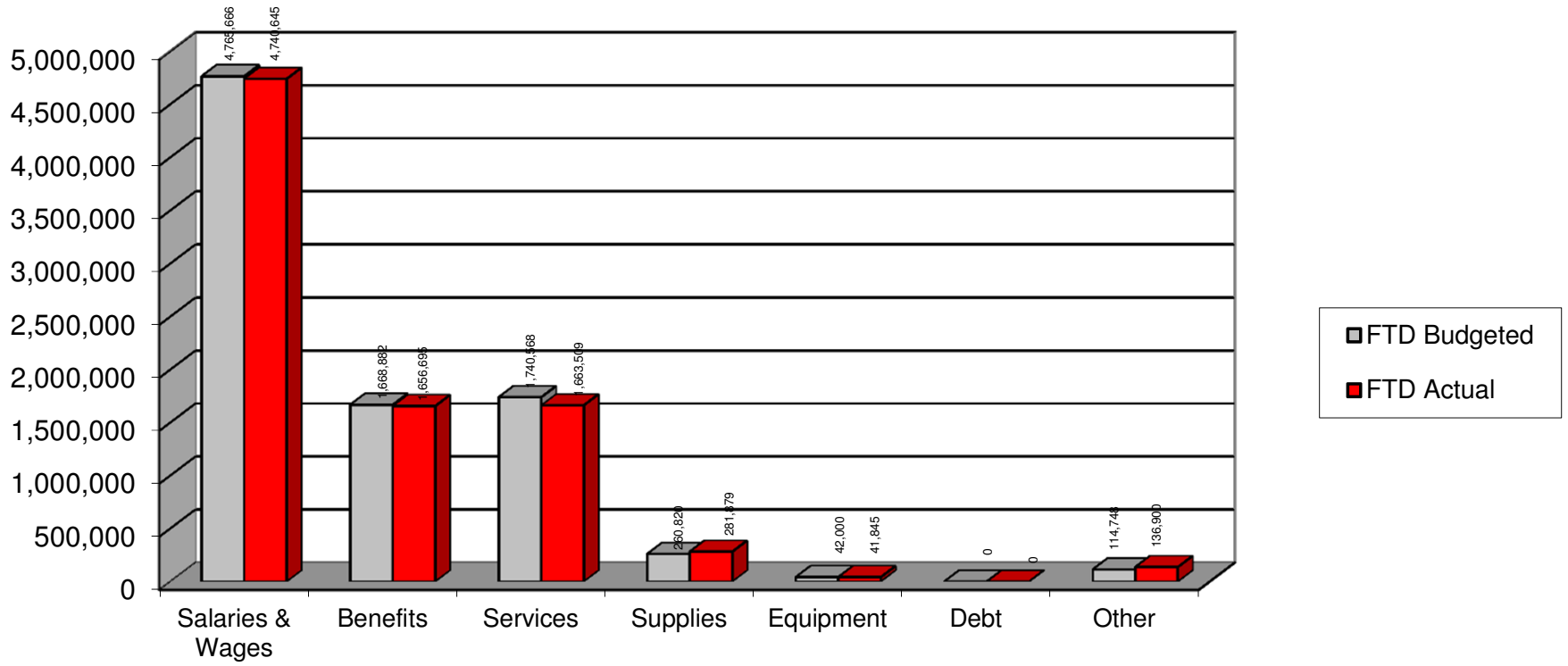
05/31/2018



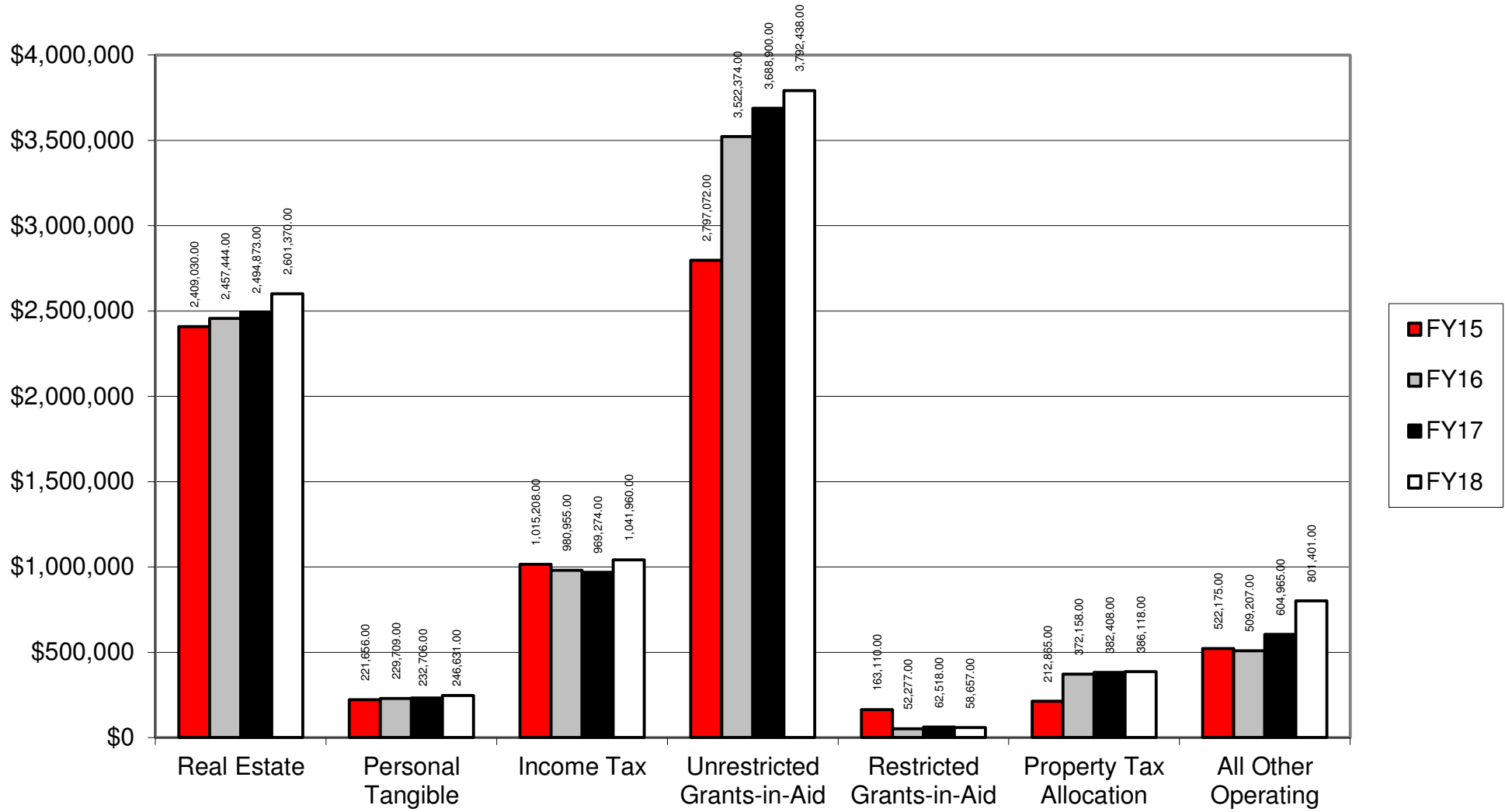
FTD BUDGETED vs. FTD ACTUAL



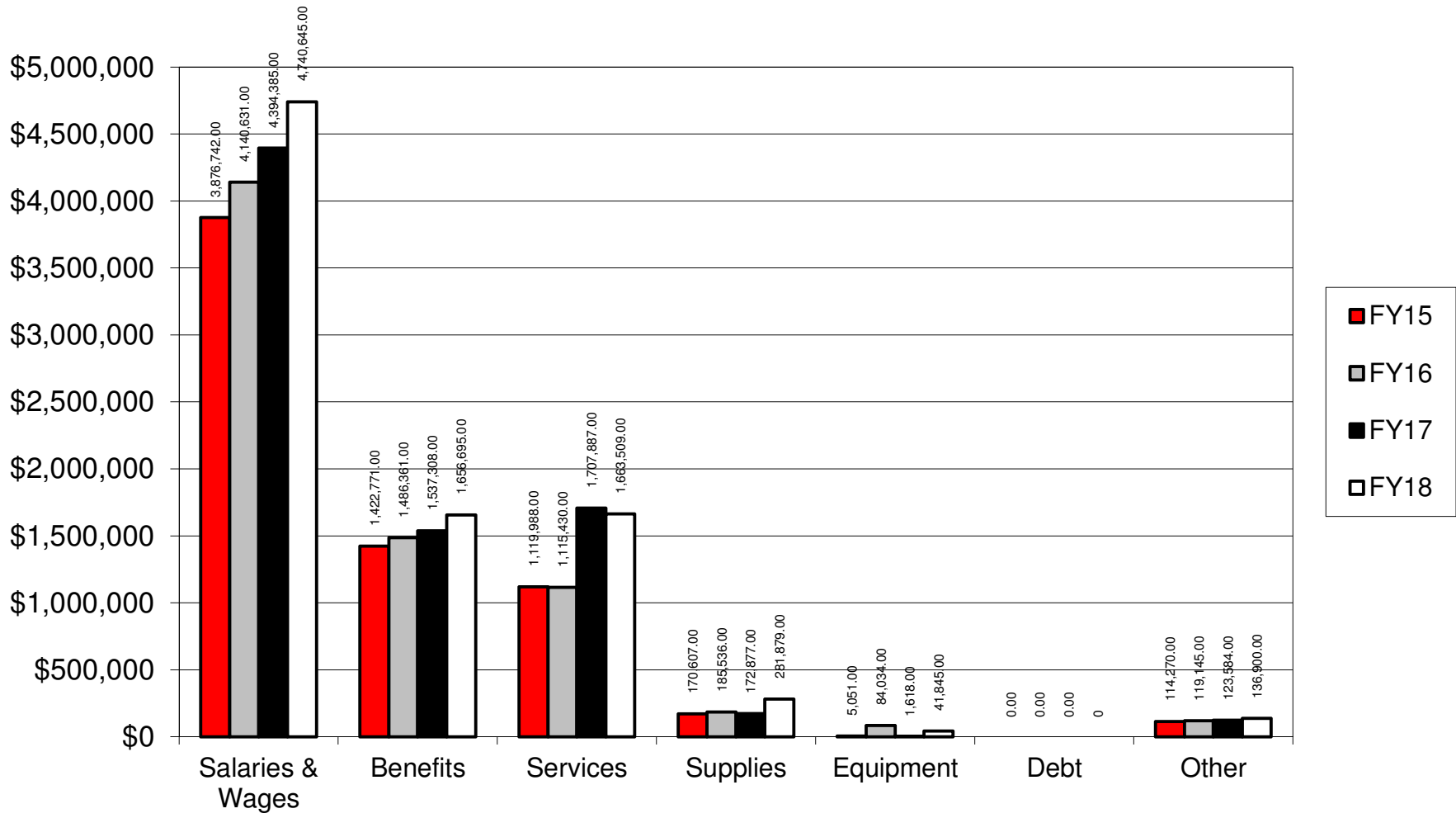
FTD BUDGETED vs. FTD ACTUAL



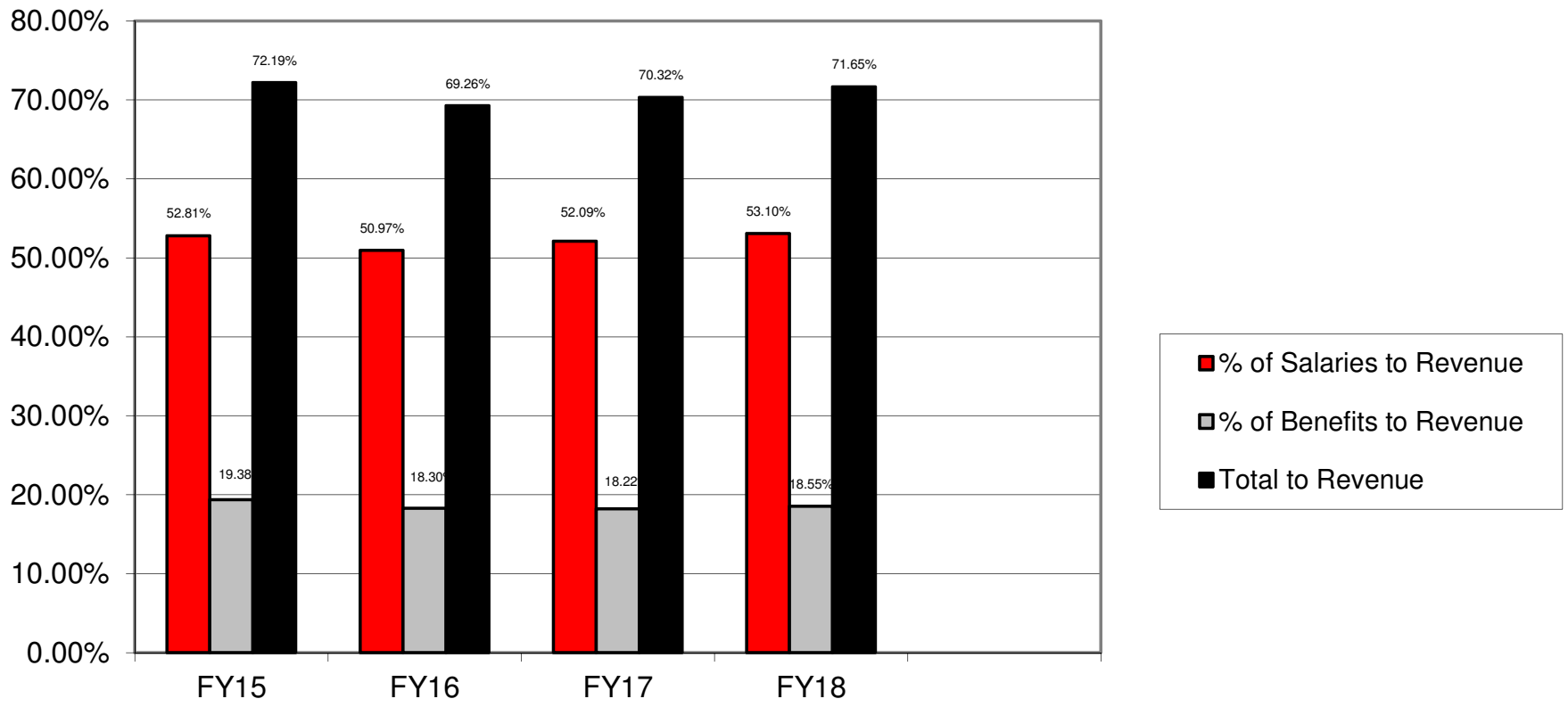
HISTORICAL REVENUE



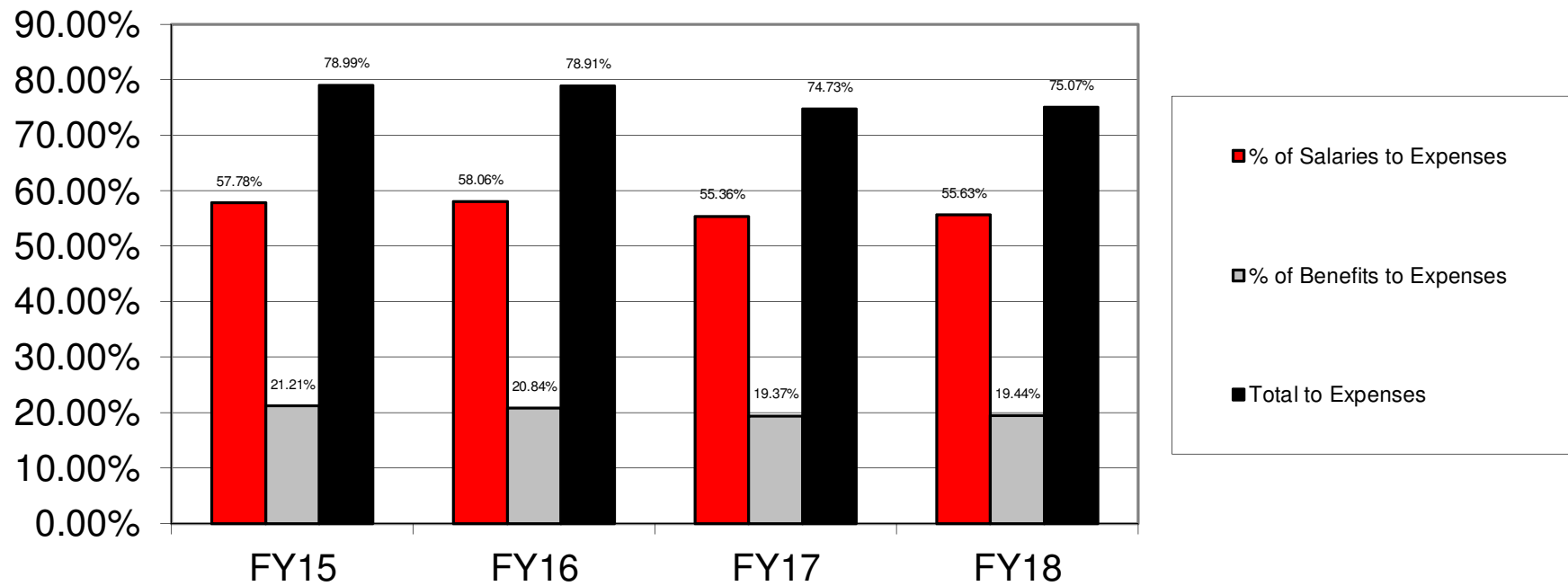
HISTORICAL EXPENDITURES



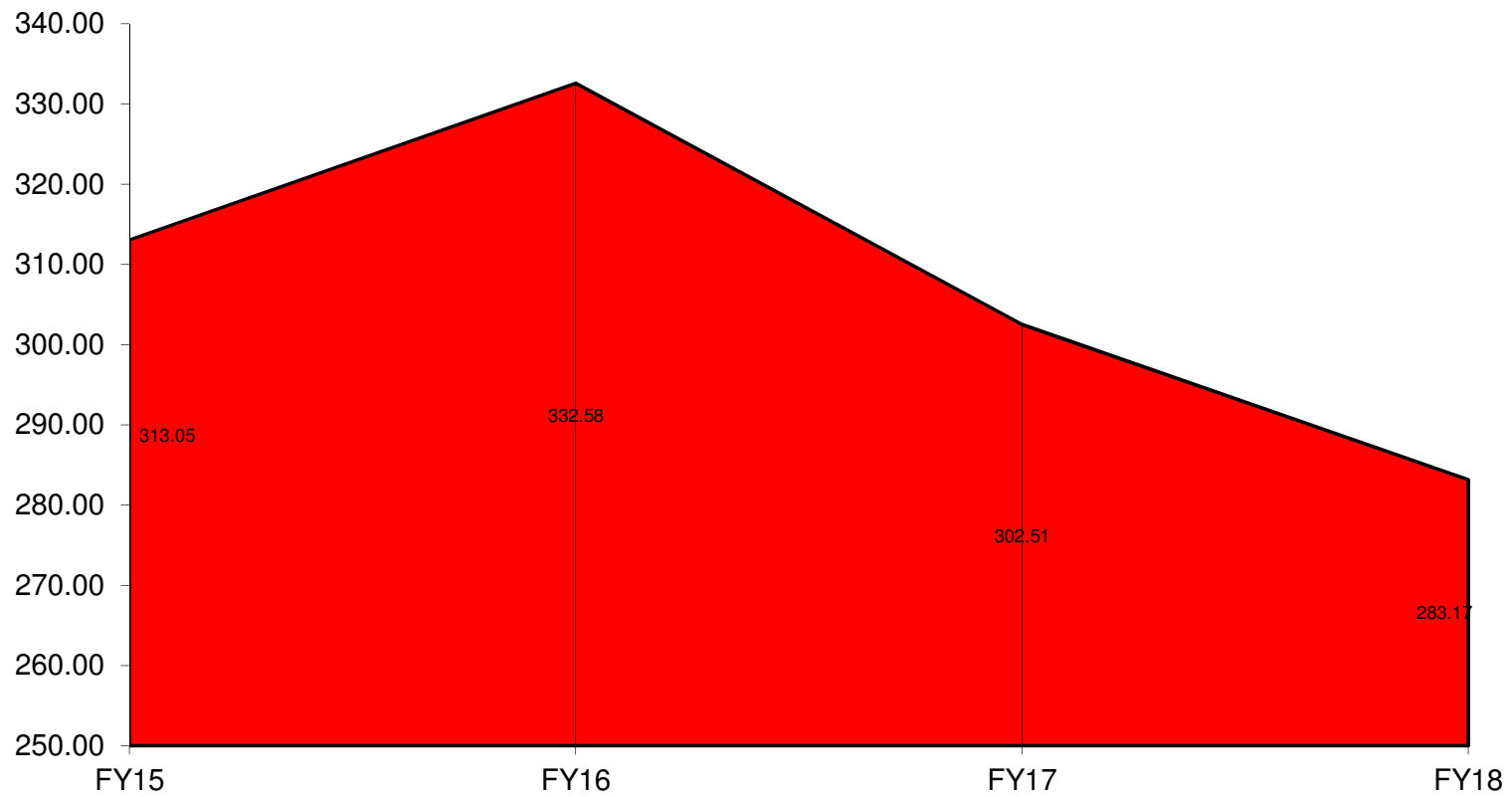
% OF SALARIES AND BENEFITS TO REVENUE



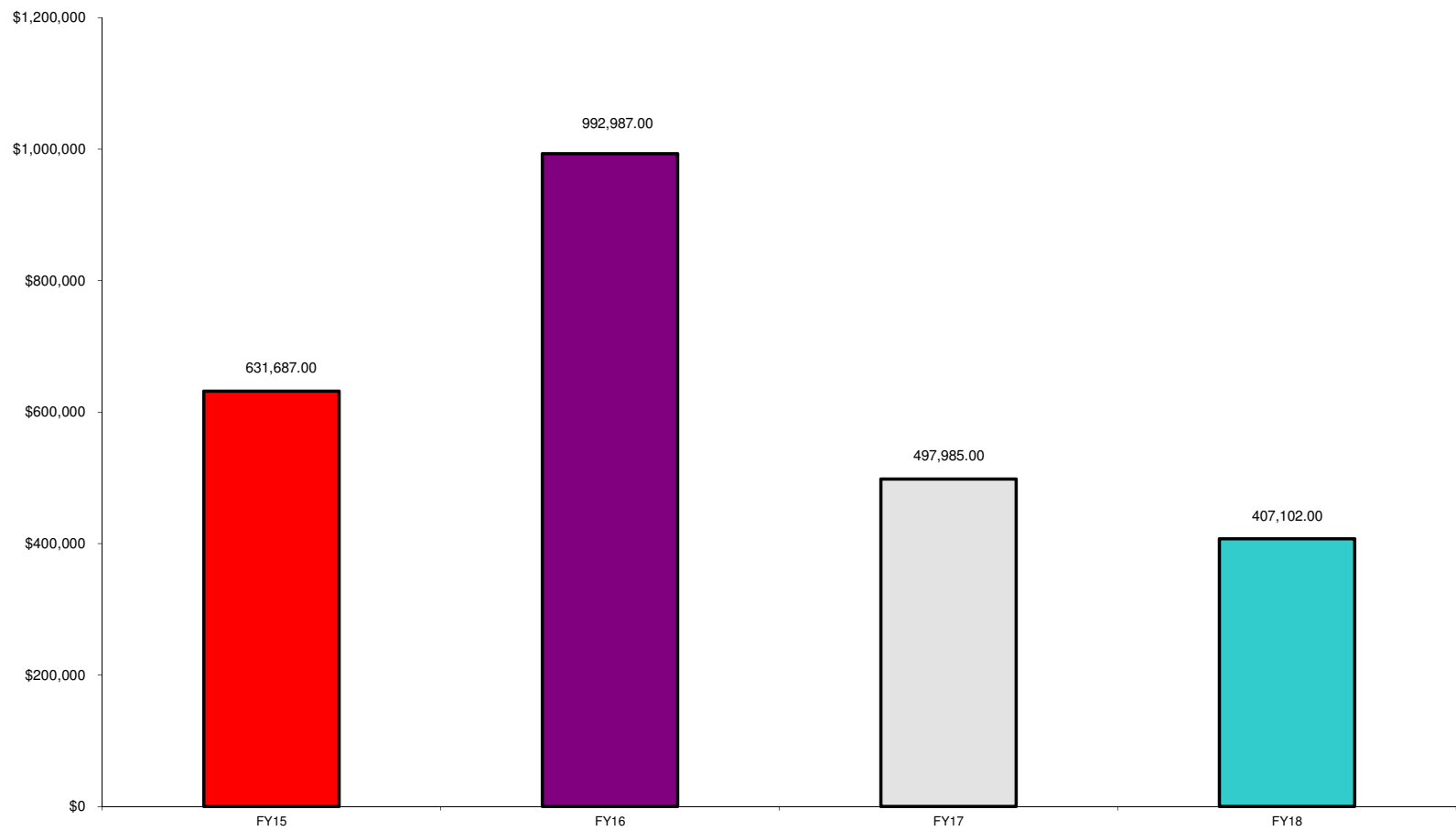
% OF SALARIES AND BENEFITS TO EXPENDITURES



Days of Operating Cash



SURPLUS/DEFICIT



**MONTHLY BUDGET VARIANCE
SOUTHEASTERN LOCAL SCHOOLS**

	FTD Budgeted	FTD Actual	Variance	Percentage Variance	MTD Budgeted	MTD Actual	Variance	Percentage Variance
<i>REVENUE</i>								
General Property (Real Estate)	\$2,601,370	\$2,601,370	\$0	0.00%	\$0	\$0	\$0	-
Tangible Personal Property	246,631	246,631	0	0.00%	0	0	0	-
Income Tax	1,041,960	1,041,960	0	0.00%	0	0	0	-
Unrestricted Grants-In-Aid	3,773,584	3,792,438	18,854	0.50%	322,587	344,959	22,372	6.94%
Restricted Grants-In-Aid	59,316	58,657	(659)	-1.11%	4,100	4,798	698	17.02%
Restricted Grants-In-Aid - SFSF	0	0	0	-	0	0	0	-
Property Tax Allocation	386,119	386,118	(1)	0.00%	0	182,748	182,748	-
All Other Operating Revenue	771,834	801,401	29,567	3.83%	39,275	58,474	19,199	48.88%
TOTAL REVENUE	\$8,880,813	\$8,928,575	\$47,762	0.54%	\$365,962	\$590,979	\$225,017	61.49%
<i>EXPENDITURES</i>								
Salaries & Wages	\$4,765,666	\$4,740,645	\$25,021	-0.53%	\$451,136	\$428,558	\$22,578	-5.00%
Benefits	1,668,882	1,656,695	12,187	-0.73%	155,427	142,558	12,869	-8.28%
Services	1,740,568	1,663,509	77,059	-4.43%	195,127	174,679	\$20,448	-10.48%
Supplies	260,820	281,879	(21,059)	8.07%	25,142	36,466	(11,324)	45.04%
Equipment	42,000	41,845	155	-0.37%	5,126	0	\$5,126	-
Debt	0	0	0	-	0	0	0	-
Other	114,748	136,900	(22,152)	19.30%	3,527	4,398	(871)	24.70%
TOTAL EXPENSES	\$8,592,684	\$8,521,473	\$71,211	-0.83%	\$835,485	\$786,659	\$48,826	-5.84%
SURPLUS/DEFICIT	\$288,129	\$407,102	\$118,973	41.29%	(\$469,523)	(\$195,680)	\$273,843	-58.32%
<i>OTHER USES/SOURCES</i>								
Transfers/Advances In	388,797	388,797	0	0.00%	0	0	0	-
Transfers/Advances Out	0	0	0	-	0	0	0	-
All Other Financing Sources/(Uses)	24,825	72,444	47,619	191.82%	0	0	\$0	-
NET SOURCES/USES	413,622	461,241	47,619	11.51%	0	0	0	-
BEGINNING CASH	\$6,701,477	\$6,701,477	\$0	0.00%	\$7,872,751	\$7,765,500	(\$107,251)	-1.36%
ENDING CASH	\$7,403,228	\$7,569,820	\$166,592	2.25%	\$7,403,228	\$7,569,820	\$166,592	2.25%
ENCUMBRANCES	\$376,536	\$366,767	(\$9,769)	-2.59%	\$376,536	\$366,767	(\$9,769)	-2.59%
BUDGET RESERVE	\$0	\$0			\$0	\$0		
UNENCUMBERED CASH	\$7,026,692	\$7,203,053	\$176,361	2.51%	\$7,026,692	\$7,203,053	\$176,361	2.51%

**HISTORICAL COMPARISON BY OBJECT
SOUTHEASTERN LOCAL SCHOOLS**

	FY 15 7/14-05/15	FY 16 7/15-05/16	% of Change	FY 17 7/16-05/17	% of Change	FY 18 7/17-05/18	% of Change
REVENUE							
General Property (Real Estate)	\$2,409,030	\$2,457,444	2.01%	\$2,494,873	1.52%	\$2,601,370	4.27%
Tangible Personal Property	221,656	229,709	3.63%	232,706	1.30%	246,631	5.98%
Income Tax	1,015,208	980,955	-3.37%	969,274	-1.19%	1,041,960	7.50%
Unrestricted Grants-in-Aid	2,797,072	3,522,374	25.93%	3,688,900	4.73%	3,792,438	2.81%
Restricted Grants-in-Aid	163,110	52,277	-67.95%	62,518	19.59%	58,657	-6.18%
Restricted Grants-in-Aid - SFSF	0	0	-	0	-	0	-
Property Tax Allocation	212,865	372,158	74.83%	382,408	2.75%	386,118	0.97%
All Other Operating Revenue	522,175	509,207	-2.48%	604,965	18.81%	801,401	32.47%
TOTAL REVENUE	\$7,341,116	\$8,124,124	10.67%	\$8,435,644	3.83%	\$8,928,575	5.84%
EXPENDITURES							
Salaries & Wages	3,876,742	4,140,631	6.81%	4,394,385	6.13%	4,740,645	7.88%
Benefits	1,422,771	1,486,361	4.47%	1,537,308	3.43%	1,656,695	7.77%
Services	1,119,988	1,115,430	-0.41%	1,707,887	53.11%	1,663,509	-2.60%
Supplies	170,607	185,536	8.75%	172,877	-6.82%	281,879	63.05%
Equipment	5,051	84,034	1563.71%	1,618	-98.07%	41,845	2486.22%
Debt	0	0	-	0	-	0	-
Other	114,270	119,145	4.27%	123,584	3.73%	136,900	10.77%
TOTAL EXPENDITURES	\$6,709,429	\$7,131,137	6.29%	\$7,937,659	11.31%	\$8,521,473	7.35%
SURPLUS/DEFICIT	631,687	992,987	57.20%	497,985	-49.85%	407,102	-18.25%
OTHER SOURCES/USES							
Advances/Transfers In	242,939	279,051	14.86%	291,995	4.64%	388,797	33.15%
Advances/Transfers Out	0	1,000	-	0	-100.00%	0	-
All Other Financing Sources	36,550	33,356	-8.74%	142,850	328.26%	72,444	-49.29%
Debt Service	0	0	-	0	-	0	-
NET SOURCES/USES	279,489	311,407	11.42%	434,845	39.64%	461,241	6.07%
BEGINNING CASH	\$5,516,278	\$5,988,692	8.56%	\$6,590,282	10.05%	\$6,701,477	1.69%
ENDING CASH	\$6,427,454	\$7,293,086	13.47%	\$7,523,112	3.15%	\$7,569,820	0.62%
ENCUMBRANCES	157,664	213,519	35.43%	\$376,536	76.35%	\$366,767	-2.59%
UNENCUMBERED CASH	\$6,269,790	\$7,079,567	12.92%	\$7,146,576	0.95%	\$7,203,053	0.79%
% of Salaries to Revenue	52.81%	50.97%		52.09%		53.10%	
% of Benefits to Revenue	19.38%	18.30%		18.22%		18.55%	
Total to Revenue	72.19%	69.26%		70.32%		71.65%	
Days of Operating Cash	313.05	332.58		302.51		283.17	

Southeastern Local Schools
Clark County, Ohio

General Fund Financial History/Projection

5/31/2018

Percent of Fiscal Year Complete

91.67%

	2017-18 Projection	2017-18 FYTD Actual	FYTD %
REVENUE			
General Property (Real Estate)	\$2,582,964.00	\$2,601,370.00	100.71%
Tangible Personal Property	\$237,565.00	\$246,631.00	103.82%
Income Tax	\$1,003,265.00	\$1,041,960.00	103.86%
Unrestricted Grants-in-Aid	\$4,087,414.00	\$3,792,438.00	92.78%
Restricted Grants-in-Aid	\$62,412.00	\$58,657.00	93.98%
Restricted Grants-in-Aid - SFSF	\$0.00	\$0.00	#DIV/0!
Property Tax Allocation	\$385,961.00	\$386,118.00	100.04%
All Other Operating Revenue	\$659,251.00	\$801,401.00	121.56%
TOTAL	\$9,018,832.00	\$8,928,575.00	99.00%
EXPENDITURES			
Salaries & Wages	\$5,240,271.00	\$4,740,645.00	90.47%
Benefits	\$1,884,123.00	\$1,656,695.00	87.93%
Services	\$1,972,959.00	\$1,663,509.00	84.32%
Supplies	\$266,673.00	\$281,879.00	105.70%
Equipment	\$524,357.00	\$41,845.00	7.98%
Debt	\$0.00	\$0.00	#DIV/0!
Other	\$175,947.00	\$136,900.00	77.81%
TOTAL	\$10,064,330.00	\$8,521,473.00	84.67%
SURPLUS/(DEFICIT)	(\$1,045,498.00)	\$407,102.00	

Southeastern Local Schools
Explanation of Checks Over \$5,000

05/01/2018 - 05/31/2018

Check #	Vendor Name	Amount	Explanation
096286	RD Holder Oil Co	\$18,388.95	Fuel for Bus Fleet
096296	20th Century Tours	\$7,220.00	Payment for 8th grade field trip
096305	Clark County ESC	\$84,262.23	Special Ed Services
096311	Greenon Locl School District	\$18,206.48	Psychologist/Lunchroom Supervisor Services
096350	Huntington National Bank	\$16,940.00	Interest for QSCB loan
096353	Janton Company	\$13,514.59	Janitorial supplies for summer
992796	Payroll	\$225,959.28	Payroll for May 4, 2018
992813	Payroll	\$230,978.90	Payroll for May 18, 2018
992822	UHC	\$88,850.51	May Health Insurance Payment
992830	Foundation	\$125,287.67	County Board, STRS/SERS, Community Schools, Open Enrollment, ect...

-- Options Summary --

Output file SM2M.TXT
Print options page? (Y,N) Y
Report heading SM2 May 31, 2018
Fiscal Year 2018
Beginning Month: 05
Ending Month: 05

BAT_SM2M executed by SE_BMCKEE on node MVECA0:: at 4-JUN-2018 18:00:30.70

DATE: 06/04/2018
 TIME: 18:00:30

FORM SM-2
 OHIO DEPARTMENT OF EDUCATION - OFFICE OF SCHOOL MANAGEMENT ASSISTANCE
 ANNUAL SPENDING PLAN (CURRENT OPERATION - GENERAL FUND ONLY - O.R.C. 5705.391)

PAGE: 1

SCHOOL DISTRICT: SOUTHEASTERN LOCAL SCHOOL

IRN # 046276 COUNTY: CLARK
 SM2 May 31, 2018

FISCAL YEAR: 2018 MONTH: 05

	MONTHLY ESTIMATE	MONTHLY ACTUAL	MONTHLY DIFFERENCE	FISCAL YTD ESTIMATE	FISCAL YTD ACTUAL	FISCAL YTD DIFFERENCE
REVENUES						
01.010 General Property (Real Estate)	0	0	0	0	2,601,370	2,601,370
01.020 Tangible Personal Property Tax	0	0	0	0	246,631	246,631
01.030 Income Tax	0	0	0	0	1,041,960	1,041,960
01.035 Unrestricted Grants-in-Aid	0	344,959	344,959	0	3,792,438	3,792,438
01.040 Restricted Grants-in-Aid	0	4,798	4,798	0	58,657	58,657
01.045 Restricted Grants-in-Aid - SFSF	0	0	0	0	0	0
01.050 Property Tax Allocation	0	182,748	182,748	0	386,118	386,118
01.060 All Other Operating Revenue	0	58,474	58,474	0	801,401	801,401
01.070 Total Revenue	0	590,979	590,979	0	8,928,575	8,928,575
OTHER FINANCING SOURCES						
02.010 Proceeds from Sale of Notes	0	0	0	0	0	0
02.020 State Emergency Loans & Advancements (Approved)	0	0	0	0	0	0
02.040 Operating Transfers-In	0	0	0	0	0	0
02.050 Advances-In	0	0	0	0	388,797	388,797
02.060 All Other Financing Sources	0	0	0	0	72,444	72,444
02.070 Total Other Financing Sources	0	0	0	0	461,241	461,241
02.080 Total Revenues and Other Financing Sources	0	590,979	590,979	0	9,389,816	9,389,816
EXPENDITURES						
03.010 Personal Services	0	428,558	428,558	0	4,740,645	4,740,645
03.020 Employees' Retirement/Insurance Benefits	0	142,558	142,558	0	1,656,695	1,656,695
03.030 Purchased Services	0	174,679	174,679	0	1,663,509	1,663,509
03.040 Supplies and Materials	0	36,466	36,466	0	281,879	281,879
03.050 Capital Outlay	0	0	0	0	41,845	41,845
03.060 Intergovernmental	0	0	0	0	0	0
04.010 Debt Service: All Principal (Historical)	0	0	0	0	0	0
04.020 Debt Service: Principal - Notes	0	0	0	0	0	0
04.030 Debt Service: Principal - State Loans	0	0	0	0	0	0
04.040 Debt Service: Principal - State Advancements	0	0	0	0	0	0
04.050 Debt Service: Principal - HB 264 Loans	0	0	0	0	0	0
04.055 Debt Service: Principal - Other	0	0	0	0	0	0
04.060 Debt Service: Interest and Fiscal Charges	0	0	0	0	0	0
04.300 Other Objects	0	4,398	4,398	0	136,900	136,900
04.500 Total Expenditures	0	786,659	786,659	0	8,521,473	8,521,473
OTHER FINANCING USES						
05.010 Operating Transfers - Out	0	0	0	0	0	0
05.020 Advances - Out	0	0	0	0	0	0
05.030 All Other Financing Uses	0	0	0	0	0	0
05.040 Total Other Financing Uses	0	0	0	0	0	0
05.050 Total Expenditure and Other Financing Uses	0	786,659	786,659	0	8,521,473	8,521,473
06.010 Excess Rev & Oth Financing Sources over(under) Exp &	0	195,680-	195,680-	0	868,343	868,343
07.010 Beginning Cash Balance	0	7,765,500	7,765,500	0	6,701,477	6,701,477
07.020 Ending Cash Balance	0	7,569,820	7,569,820	0	7,569,820	7,569,820
08.010 Outstanding Encumbrances	0	366,767	366,767	0	366,767	366,767

-- Options Summary --

Summary or Detail Report? (S,D) D
Output file: FINSUMM.TXT
Type: CSV
Print options page? (Y,N) Y
Generate FINDET report for comparison? (Y,N) Y
Sort options: FS
Include future encumbrance amounts? (Y,N) N
Include accounts with zero amounts? (Y,N) N
Include accounts which are no longer active? (Y,N,I) Y

BAT_FINSUM executed by SE_BMCKEE on node MVECA0:: at 4-JUN-2018 17:34:27.33

Date: 06/04/2018
 Time: 5:34 pm

SOUTHEASTERN LOCAL SCHOOL
 Financial Report by Fund/SCC

Fund #	Fund Description	FYTD Receipts	MTD Expenditures	FYTD Expenditures	Current Fund Balance	Current Encumbrances	Unencumbered Fund Balance	Bank Code
001 0000	CASH CONTROL - GENERAL FUND	9,389,262.97	786,659.43	8,519,947.36	7,467,954.87	366,767.17	7,101,187.70	
	6,598,639.26	590,980.19						
001 9018	Chromebook	551.00	0.00	1,527.64	976.64-	0.00	976.64-	
	0.00	0.00						
001 9412	GENERAL SET ASIDE (5%)	0.00	0.00	0.00	102,837.52	0.00	102,837.52	
	102,837.52	0.00						
003 0000	GENERAL INTEREST	85,034.23	0.00	0.00	1,237,978.42	0.00	1,237,978.42	
	1,152,944.19	2,642.26						
003 9001	PERMANENT IMPROVEMENT VOTED	273,269.11	24,293.76	387,400.12	1,161,313.37-	12,559.55	1,173,872.92-	
	1,047,182.36-	12,595.07						
003 9003	AUDITORIUM RENOVATION	0.00	0.00	0.00	848.38	0.00	848.38	
	848.38	0.00						
006 0000	LUNCHROOM CASH CONTROL	204,385.34	20,261.00	582,507.02	378,823.68-	8,293.60	387,117.28-	1
	702.00-	21,362.65						
006 9017	Children's Hunger Alliance	702.00-	0.00	0.00	0.00	0.00	0.00	
	702.00	0.00						
018 9081	PRINCIPAL'S SUPPORT - MIAMI VIEW	0.00	0.00	151.83	1,582.92	0.00	1,582.92	1
	1,734.75	0.00						
018 9082	PRINCIPAL'S SUPPORT - HIGH SCHOOL	1,582.83	0.00	15,193.39	13,610.56-	332.28	13,942.84-	1
	0.00	0.00						
018 9281	MIDDLE SCHOOL PRINCIPAL'S SUPPORT	7,728.64	1,622.81	9,219.34	3,432.97	1,371.51	2,061.46	
	4,923.67	1,601.00-						
019 9091	MIAMI VIEW WORKROOM/LOUNGE	133.83	0.00	0.00	491.25	0.00	491.25	1
	357.42	0.00						
019 9092	TEACHER'S LOUNGE - HIGH SCHOOL	78.89	0.00	194.99	319.14	102.99	216.15	
	435.24	0.00						
022 9012	Wellness Incentive	0.00	0.00	0.00	8,970.85	0.00	8,970.85	
	8,970.85	0.00						
022 9013	Julia Salyers Memorial Fund	12.00	0.00	0.00	377.00	0.00	377.00	
	365.00	0.00						
022 9014	Jerry South Memorial Fund	0.00	0.00	0.00	397.84	0.00	397.84	
	397.84	0.00						

Date: 06/04/2018
 Time: 5:34 pm

SOUTHEASTERN LOCAL SCHOOL
 Financial Report by Fund/SCC

Fund #	Fund Description	FYTD Receipts	MTD Expenditures	FYTD Expenditures	Current Fund Balance	Current Encumbrances	Unencumbered Fund Balance	Bank Code	
022 9081	PRINCIPAL'S FUND/STAFF RECOGNITION	2,464.67-	0.00	51.34	0.00	1,431.37	3,844.70-	783.75	4,628.45-
022 9082	PRINCIPAL'S FUND/STAFF RECOGNITION	2,660.22	0.00	239.55	296.00	2,326.42	573.35	0.00	573.35
022 9208	2008 Section 125	7.15	0.00	19.02	0.00	0.00	26.17	0.00	26.17
022 9281	PRINCIPAL'S FUND/STAFF RECOGNITION	4,202.16-	0.00	429.42	1,378.18	3,389.08	7,161.82-	693.82	7,855.64-
027 0000	BWC Distribution Account	62,939.31	0.00	25,531.81	0.00	21,052.36	67,418.76	12,648.00	54,770.76
200 9000	Washington DC Trip	66.00	10,641.44	21,900.34	7,220.00	18,620.00	3,346.34	0.00	3,346.34
200 9013	Class of 2013	816.46	0.00	0.00	0.00	0.00	816.46	0.00	816.46
200 9014	Class of 2014	250.00	0.00	0.00	0.00	0.00	250.00	0.00	250.00
200 9015	Class of 2015	187.01	0.00	0.00	0.00	0.00	187.01	0.00	187.01
200 9016	Class of 2016	381.97	0.00	0.00	0.00	0.00	381.97	0.00	381.97
200 9017	Class of 2017	41.15	0.00	0.00	0.00	222.42	181.27-	75.00	256.27-
200 9018	Class of 2018	2,388.69	2,081.87-	1,971.87-	1,140.99	1,594.42	1,177.60-	235.00	1,412.60-
200 9019	Class of 2019	641.12-	0.00	6,057.25	476.96	5,391.98	24.15	175.00	150.85-
200 9020	Class of 2020	461.87	0.00	110.00	0.00	0.00	571.87	0.00	571.87
200 9021	Class of 2021	0.00	0.00	115.00	0.00	0.00	115.00	0.00	115.00
200 9201	FUTURE FARMERS OF AMERICA	2,881.24	1,100.00	20,287.75	884.85	18,647.98	4,521.01	2,109.00	2,412.01

Date: 06/04/2018
 Time: 5:34 pm

SOUTHEASTERN LOCAL SCHOOL
 Financial Report by Fund/SCC

Page: 3
 (FINSUM)

Fund #	Fund Description	FYTD Receipts	MTD Expenditures	FYTD Expenditures	Current Fund Balance	Current Encumbrances	Unencumbered Fund Balance	Bank Code		
200 9202	FAMILIES CAREERS & COMMUNITY LEADERS OF AMERI	3,232.68	680.00	5,923.73	505.98	5,553.69	3,602.72	1,127.94	2,474.78	1
200 9203	FUTURE EDUCATORS OF AMERICA	119.74	0.00	0.00	0.00	0.00	119.74	0.00	119.74	
200 9205	NATIONAL HONOR SOCIETY	580.44	0.00	135.00	0.00	385.00	330.44	0.00	330.44	1
200 9206	STUDENT COUNCIL - HI SCHOOL	0.00	0.00	0.00	90.00	3,177.74	3,177.74-	464.29	3,642.03-	
200 9207	ACHIEVEMENT THRU TEAMWORK	668.01	0.00	0.00	0.00	0.00	668.01	0.00	668.01	
200 9208	Spanish Club	329.02	0.00	0.00	0.00	0.00	329.02	0.00	329.02	
200 9209	E3 (Encourage, Empower, Educate) Committee	0.00	3,223.50	3,446.50	585.00	935.30	2,511.20	0.00	2,511.20	
200 9210	SPIRIT CLUB	1,708.82	275.00	3,869.00	0.00	911.00	4,666.82	490.00	4,176.82	
200 9215	LAND LAB	264.28	0.00	0.00	0.00	0.00	264.28	0.00	264.28	
200 9216	MIAMI VIEW MIDDLE SCHOOL STUDENT COUNCIL	5,159.81	304.05	1,033.00	280.00	2,022.20	4,170.61	0.00	4,170.61	1
200 9217	Jr. High Student Council	5,438.17	200.00	920.00	0.00	0.00	6,358.17	1,254.93	5,103.24	
200 9222	S.A.D.D. CASH	206.74	0.00	0.00	0.00	0.00	206.74	0.00	206.74	
200 9225	H20 HELP TO OTHERS	1,060.87	0.00	35.95	0.00	0.00	1,096.82	0.00	1,096.82	
200 9226	Art Club	1,788.16	0.00	187.00	0.00	106.58	1,868.58	250.00	1,618.58	
300 0000	STUDENT PARTICIPATION FEES	419.82-	0.00	419.82	0.00	0.00	0.00	0.00	0.00	
300 9302	BAND	9,792.48	0.00	0.00	0.00	110.00	9,682.48	0.00	9,682.48	

Date: 06/04/2018
 Time: 5:34 pm

SOUTHEASTERN LOCAL SCHOOL
 Financial Report by Fund/SCC

Fund #	Fund Description	FYTD Receipts	MTD Expenditures	FYTD Expenditures	Current Fund Balance	Current Encumbrances	Unencumbered Fund Balance	Bank Code
300 9303	CHEERLEADERS - HI SCHOOL 3,839.27	0.00	2,251.15-	8,062.55	419.53-	0.00	419.53-	
300 9304	CHOIR - HI SCHOOL 730.43	0.00	0.00	0.00	730.43	0.00	730.43	
300 9305	DRAMA - HI SCHOOL 9,886.08	18.00	274.20-	5,063.85	10,577.73	494.65	10,083.08	
300 9306	Bowling Club 3,010.15-	0.00	117.00	2,347.00	5,265.15-	637.00	5,902.15-	
300 9308	TROJAN TIMES 1.66	0.00	0.00	0.00	1.66	0.00	1.66	
300 9309	YEARBOOK 5,096.11-	1,940.00	1,039.85	3,798.94	5,745.05-	0.00	5,745.05-	
300 9312	Wrestling Club 321.34-	6,084.85-	0.00	13,491.00	8,356.34-	2,635.30	10,991.64-	
300 9313	CHEERLEADERS - MIAMI VIEW 879.09	0.00	1,804.15	4,335.65	1,246.00-	0.00	1,246.00-	
300 9320	ATHLETICS - HI SCHOOL 22,340.67	4,901.92	1,975.68	89,785.05	1,411.47	6,479.18	5,067.71-	1
300 9330	ATHLETICS MIAMI VIEW 214.26	50.00-	1,094.15	12,542.13	1,461.48	802.61	658.87	1
450 9407	SCHOOLNET 0.01	0.00	0.00	0.00	0.01	0.00	0.01	
451 9018	Public Schools Connectivity 0.00	0.00	2,811.47	5,400.00	0.00	0.00	0.00	
459 9903	OHIO READS GRANT 300.00	0.00	0.00	0.00	300.00	0.00	300.00	
459 9905	OHIO READS 2,000.00	0.00	0.00	0.00	2,000.00	0.00	2,000.00	
461 9018	VOC ED ENHANCEMENTS 0.00	0.00	338.60	3,038.63	718.30-	0.00	718.30-	
499 9014	Early Literacy Grant 7,805.06	0.00	0.00	0.00	7,805.06	0.00	7,805.06	

Date: 06/04/2018
 Time: 5:34 pm

SOUTHEASTERN LOCAL SCHOOL
 Financial Report by Fund/SCC

Fund #	Fund Description	FYTD	MTD	FYTD	Current	Current	Unencumbered	Bank	
Begin	MTD	Receipts	Expenditures	Expenditures	Fund	Encumbrances	Fund	Balance	
Balance	Receipts				Balance		Balance	Code	
499 9017	Parent Mentor Services	0.00	0.00	1,000.00	0.00	0.00	0.00		
499 9018	FY18 Parent Mentor	0.00	0.00	16,000.00	1,300.00	20,300.00	4,300.00-	4,700.00	9,000.00-
499 9107	Project Lead the Way	0.45	0.00	0.00	0.00	0.00	0.45	0.00	0.45
499 9900	BUILDING INCENTIVE	128.59	0.00	0.00	0.00	0.00	128.59	0.00	128.59
516 9602	TITLE IV-B 2002	0.56	0.00	0.00	0.00	0.00	0.56	0.00	0.56
516 9617	IDEA PART B	6,790.61	0.00	13,352.90	0.00	20,143.51	0.00	0.00	0.00
516 9618	IDEA PART B	0.00	0.00	92,203.10	11,879.78	117,461.74	25,258.64-	0.00	25,258.64-
572 9217	TITLE I	10,080.63	0.00	12,532.35	0.00	22,612.98	0.00	0.00	0.00
572 9218	TITLE I	0.00	0.00	92,826.23	15,295.11	123,402.77	30,576.54-	1,743.93	32,320.47-
573 9302	TITLE VI-INNOVATIVE	1.00	0.00	0.00	0.00	0.00	1.00	0.00	1.00
590 9018	IMPROVING TCHR QUALITY	0.00	0.00	20,938.49	0.00	23,264.99	2,326.50-	0.00	2,326.50-
599 9017	MISC. FED. GRANT	0.00	0.00	3,787.00	0.00	3,787.00	0.00	0.00	0.00
599 9018	Title IV-A Student Support & Academic Enrichm	0.00	0.00	3,776.00	0.00	3,904.08	128.08-	335.00	463.08-
GRAND TOTALS:		6,977,545.05	641,046.36	10,417,325.86	880,825.40	10,085,761.10	7,309,109.81	427,561.50	6,881,548.31

-- Options Summary --

Output file: CHEKPY.TXT
Print options page? (Y,N) Y
Sort options: C
Check types to select. (D,I,M,P,R,T,W): W,P,R,M
Print vendor from PO or check. (P,C): P
Date Selection From: 05/01/2018
To: 05/31/2018
Summary or Detail report? (S,D) S
Single or Double space summary report? (S,D) S
Include or Exclude the following vendors?(I,E) I

BAT_CHEKPY executed by SE_BMCKEE on node MVECA0:: at 4-JUN-2018 17:36:09.56

SOUTHEASTERN LOCAL SCHOOL
 SORT BY CHECK NUMBER
 CHECK DATES BETWEEN 05/01/2018 AND 05/31/2018
 WARRANT, REFUND, MEMO, PAYROLL CHECKS

CHECK	TYPE	DATE	VENDOR	VENDOR	STATUS/DATE	BANK CODE	CHECK AMOUNT
096255	W	05/08/2018	Christian Bros Meat Company	035184	RECONCILED:05/31/2018		850.00
096256	W	05/08/2018	COLUMBUS ZOO	000067	RECONCILED:05/31/2018		90.00
096257	W	05/08/2018	FAZOLI'S	031216	RECONCILED:05/31/2018		268.00
096258	W	05/11/2018	Al Able Pest Doctors	034985	RECONCILED:05/31/2018	(Multi-bank check)	110.00
096259	W	05/11/2018	AGI Attention-Getters Inc.	035100	RECONCILED:05/31/2018		137.99
096260	W	05/11/2018	BOB ROACH	020109	RECONCILED:05/31/2018	1	60.00
096261	W	05/11/2018	BRAD MCKEE	032373	RECONCILED:05/11/2018		75.00
096262	W	05/11/2018	Brad Zerkle	034744	RECONCILED:05/31/2018	1	30.00
096263	W	05/11/2018	Burleson Law Offices, LLC	033353	RECONCILED:05/11/2018		307.50
096264	W	05/11/2018	Carson Dixon	034170	RECONCILED:05/31/2018	1	60.00
096265	W	05/11/2018	Champion City Photography LLC	034326	RECONCILED:05/31/2018		300.00
096266	W	05/11/2018	Charles Smiddy	032681	RECONCILED:05/31/2018	1	60.00
096267	W	05/11/2018	Chris Prokes	033896	RECONCILED:05/31/2018	1	60.00
096268	W	05/11/2018	CLARK COUNTY EDUCATIONAL SERVICE CENTER	002300	RECONCILED:05/31/2018		194.10
096269	W	05/11/2018	Clarke Falloon	035193	RECONCILED:05/31/2018	1	60.00
096270	W	05/11/2018	Counseling Resources for Elementary Grades	034301	RECONCILED:05/31/2018		362.31
096271	W	05/11/2018	DARRICK RIGGS	032170	RECONCILED:05/11/2018		178.76
096272	W	05/11/2018	FARNHAM COMPANY JACK FARNHAM	004420	RECONCILED:05/31/2018		2,730.00
096273	W	05/11/2018	Fisher Auto Parts	035134	RECONCILED:05/31/2018		46.80
096274	W	05/11/2018	GORDON FOOD SERVICE	014629	RECONCILED:05/31/2018	1	1,586.85
096275	W	05/11/2018	H. W. MANN & SONS	007650	RECONCILED:05/31/2018		320.00
096276	W	05/11/2018	Hanna Keller	034872	RECONCILED:05/31/2018	1	60.00
096277	W	05/11/2018	Jeffrey Hall	034729	RECONCILED:05/31/2018	1	60.00
096278	W	05/11/2018	John Pritchard	035191	RECONCILED:05/31/2018	1	30.00
096279	W	05/11/2018	LOWE'S LUMBER	007430	RECONCILED:05/31/2018		246.86
096280	W	05/11/2018	Mad River Top Soil	032889	RECONCILED:05/31/2018		202.85
096281	W	05/11/2018	Megan Rains	033514	RECONCILED:05/11/2018		20.50
096282	W	05/11/2018	Michael Rivera	036469	RECONCILED:05/11/2018	1 (Multi-bank check)	110.33
096283	W	05/11/2018	MILLER'S TEXTILE SERVICES	012700	RECONCILED:05/31/2018	1 (Multi-bank check)	116.99
096284	W	05/11/2018	OAEP Lisa McCullough, Treasurer	032169	RECONCILED:05/31/2018		50.00
096285	W	05/11/2018	OHIO FCCLA	010175	RECONCILED:05/31/2018	1 (Multi-bank check)	480.00
096286	W	05/11/2018	R.D. Holder Oil Co., Inc.	033005	RECONCILED:05/31/2018		18,388.95
096287	W	05/11/2018	REITER DAIRY	010970	RECONCILED:05/31/2018	1	217.46
096288	W	05/11/2018	ROBERT DOMER	031197	RECONCILED:05/31/2018	1	60.00
096289	W	05/11/2018	SC Strategic Solutions, LLC	034826	RECONCILED:05/31/2018		4,938.08
096290	W	05/11/2018	SHOEMAKER'S GROCERY	011900	RECONCILED:05/31/2018		206.26
096291	W	05/11/2018	SHOEMAKER'S HOME CENTER	011950	RECONCILED:05/31/2018		272.55
096292	W	05/11/2018	STAPLES, INC ATTN:GRANT SMITH #115	031888	RECONCILED:05/31/2018		51.58
096293	W	05/11/2018	STEVE LENK	014965	RECONCILED:05/11/2018		234.00
096294	W	05/11/2018	Treasurer of State Department of Admin Services	034981	RECONCILED:05/31/2018		60.00
096295	W	05/11/2018	W. R. HACKETT INC.,	005223	RECONCILED:05/31/2018	1	295.80
096296	W	05/14/2018	20TH CENTURY TOURS	031423	RECONCILED:05/31/2018		7,220.00
096297	W	05/14/2018	Carillon Park	034753	RECONCILED:05/31/2018		144.00
096298	W	05/14/2018	London State Theater	035194	RECONCILED:05/31/2018	1	280.00
096299	W	05/14/2018	Scene 75	035192	RECONCILED:05/31/2018		941.00
096300	W	05/18/2018	ANGI Kaverman	003211	RECONCILED:05/18/2018		37.83

Date: 06/04/2018
 Time: 5:36 pm

SOUTHEASTERN LOCAL SCHOOL
 SORT BY CHECK NUMBER
 CHECK DATES BETWEEN 05/01/2018 AND 05/31/2018
 WARRANT, REFUND, MEMO, PAYROLL CHECKS

Page: 2
 (CHEKPY)

CHECK	TYPE	DATE	VENDOR	VENDOR	STATUS/DATE	BANK CODE	CHECK AMOUNT
096301	W	05/18/2018	AQUA-FALLS GLACIER MOUNTAIN	030172	RECONCILED:05/31/2018		14.85
096302	W	05/18/2018	Bowser Morner Inc	010327	RECONCILED:05/31/2018		4,400.00
096303	W	05/18/2018	BSN Sports	034171	RECONCILED:05/31/2018	1	402.80
096304	W	05/18/2018	Centurylink Business Services	031172	RECONCILED:05/31/2018		16.80
096305	W	05/18/2018	CLARK COUNTY EDUCATIONAL SERVICE CENTER	002300	RECONCILED:05/18/2018		84,262.23
096306	W	05/18/2018	COLUMBUS ZOO	000067	RECONCILED:05/31/2018		375.00
096307	W	05/18/2018	Finishtiming.com Mike Chatfield	033570	RECONCILED:05/31/2018	1	516.35
096308	W	05/18/2018	Flagway House	030851	RECONCILED:05/31/2018		334.72
096309	W	05/18/2018	GORDON FOOD SERVICE	014629	RECONCILED:05/31/2018	1	2,092.45
096310	W	05/18/2018	GREENON HIGH SCHOOL ATHLETICS DEPT	007525	RECONCILED:05/31/2018	1	175.00
096311	W	05/18/2018	Greenon Local School District	034028	RECONCILED:05/31/2018	1 (Multi-bank check)	18,206.48
096312	W	05/18/2018	Jessica Detty	034642	RECONCILED:05/18/2018		30.00
096313	W	05/18/2018	Katherine Moore	035182	RECONCILED:05/18/2018		91.98
096314	W	05/18/2018	MECHANICSBURG HI SCHOOL ATHLETIC DEPT.	008142	RECONCILED:05/31/2018	1	130.00
096315	W	05/18/2018	MILLER'S TEXTILE SERVICES	012700	RECONCILED:05/31/2018		103.25
096316	W	05/18/2018	MONTGOMERY CO EDUCATIONAL SERVICE CENTER	008600	RECONCILED:05/31/2018		2,687.58
096317	W	05/18/2018	MVECA	008305	RECONCILED:05/31/2018		3,295.20
096318	W	05/18/2018	Nancy Holt	034684	RECONCILED:05/18/2018		1,300.00
096319	W	05/18/2018	NATIONAL FFA ORGANIZATION	008762	RECONCILED:05/31/2018		61.00
096320	W	05/18/2018	Nickles Bakery of Ohio	035077	RECONCILED:05/31/2018	1	92.22
096321	W	05/18/2018	OHIO DEPARTMENT OF JOB AND FAMILY SERVICE	010250	RECONCILED:05/31/2018		39.76
096322	W	05/18/2018	OHIO FFA ASSOCIATION	010152	RECONCILED:05/31/2018		34.00
096323	W	05/18/2018	OHSAA Tournament c/o SWDAB	034217	RECONCILED:05/31/2018	1	200.00
096324	W	05/18/2018	Global Gov't Eduction Solution Attn: Jack Gephart	004948	RECONCILED:05/18/2018		2,415.68
096325	W	05/18/2018	REITER DAIRY	010970	RECONCILED:05/31/2018	1	601.88
096326	W	05/18/2018	SHOEMAKER'S GROCERY	011900	RECONCILED:05/31/2018		7.40
096327	W	05/18/2018	STARR TROPHY	000041		1	283.00
096328	W	05/18/2018	STARR TROPHY AND AWARDS	002199		1	22.50
096329	W	05/18/2018	TUFFY BROOKS SPTG GOODS	013170	RECONCILED:05/31/2018	1	295.68
096330	W	05/18/2018	Turf Nerd Lawn Care	035111	RECONCILED:05/31/2018	1	328.00
096331	W	05/18/2018	VECTREN ENERGY DELIVERY	003350	RECONCILED:05/31/2018		623.31
096332	W	05/18/2018	W. R. HACKETT INC.,	005223	RECONCILED:05/31/2018	1	1,227.45
096333	W	05/18/2018	Xenia Trophy Sports	033938	RECONCILED:05/31/2018		117.00
096334	W	05/18/2018	Johnston Farm	034439	RECONCILED:05/31/2018		590.75
096335	W	05/18/2018	Ohio Caverns	034446	RECONCILED:05/31/2018		446.00
096336	B	05/18/2018	William Allen	035196	RECONCILED:05/31/2018	1	50.00
096337	W	05/25/2018	Al Able Pest Doctors	034985	RECONCILED:05/31/2018	(Multi-bank check)	55.00
096338	W	05/25/2018	American Fidelity Administrive Services, LLC	034825	RECONCILED:05/31/2018		44.75
096339	W	05/25/2018	BRAD MCKEE	032373	RECONCILED:05/31/2018		247.50
096340	W	05/25/2018	BRYN DEAN	031735	RECONCILED:05/31/2018		176.96
096341	W	05/25/2018	CARDINAL BUS SALES & SERVICE	011859	RECONCILED:05/31/2018		48.62

Date: 06/04/2018
 Time: 5:36 pm

SOUTHEASTERN LOCAL SCHOOL
 SORT BY CHECK NUMBER
 CHECK DATES BETWEEN 05/01/2018 AND 05/31/2018
 WARRANT, REFUND, MEMO, PAYROLL CHECKS

Page: 3
 (CHEKPY)

CHECK	TYPE	DATE	VENDOR	VENDOR	STATUS/DATE	BANK CODE	CHECK AMOUNT
096342	W	05/25/2018	CATHY HOLFINGER	030793	RECONCILED:05/31/2018		200.92
096343	W	05/25/2018	DAYTON POWER AND LIGHT COMPANY	032183			3,904.55
096344	W	05/25/2018	De Lage Landen	034335	RECONCILED:05/31/2018		1,806.00
096345	W	05/25/2018	Direct Energy Business Marketing, LLC	034790	RECONCILED:05/31/2018		1,267.24
096346	W	05/25/2018	Evan-Moor Corp.	033509			29.99
096347	W	05/25/2018	Fisher Auto Parts	035134			50.20
096348	W	05/25/2018	Genuine Parts Co. DBA NAPA AUTO PARTS	012600	RECONCILED:05/31/2018		25.21
096349	W	05/25/2018	Great Lakes Biomedical LTD	034176	RECONCILED:05/31/2018		238.00
096350	W	05/25/2018	Huntington National Bank Attn: Cheri Scott-Geraci	034035			16,940.00
096351	W	05/25/2018	In A Pinch	034671	RECONCILED:05/31/2018		992.00
096352	W	05/25/2018	James Smith	034855		1	60.00
096353	W	05/25/2018	JANTON COMPANY	006405	RECONCILED:05/31/2018		13,514.59
096354	W	05/25/2018	Jim Fox	033863		1	60.00
096355	W	05/25/2018	JOSTENS DIPLOMA DIVISION	032249	RECONCILED:05/31/2018		199.99
096356	W	05/25/2018	KATHY LOWE	031348	RECONCILED:05/31/2018		32.00
096357	W	05/25/2018	LINDA CHENEY	002203	RECONCILED:05/31/2018		28.00
096358	W	05/25/2018	MailFinance	033980	RECONCILED:05/31/2018		285.00
096359	W	05/25/2018	MILLER'S TEXTILE SERVICES	012700	RECONCILED:05/31/2018		55.00
096360	W	05/25/2018	Nick Banion	034670			95.92
096361	W	05/25/2018	OHIO FFA ASSOCIATION	010152	RECONCILED:05/31/2018		180.00
096362	W	05/25/2018	RANDY DELANEY	020510	RECONCILED:05/31/2018	1	87.00
096363	W	05/25/2018	SHOEMAKER'S GROCERY	011900	RECONCILED:05/31/2018		260.42
096364	W	05/25/2018	SHOEMAKER'S HOME CENTER	011950	RECONCILED:05/31/2018		33.58
096365	W	05/25/2018	STARR TROPHY AND AWARDS	002199		1	22.50
096366	W	05/25/2018	SUE BLACK	012939	RECONCILED:05/31/2018		222.00
096367	W	05/25/2018	THE MASTER TEACHER	007830			59.45
096368	W	05/25/2018	TRANS ACCESSORIES CO INC	013049			129.55
096369	W	05/25/2018	WALSWORTH PUBLISHING CO	030081	RECONCILED:05/31/2018		1,039.85
992796	C	05/04/2018	PAYROLL	900005	RECONCILED:05/31/2018	(Multi-bank check)	225,959.28
992813	C	05/18/2018	PAYROLL	900005	RECONCILED:05/31/2018	(Multi-bank check)	230,978.90
992815	M	05/04/2018	PAYROLL	900005		(Multi-bank check)	2,950.94
992816	M	05/04/2018	RETIREMENT STRS	900001			2,110.15
992817	M	05/04/2018	RETIREMENT SERS	900002			296.49
992818	M	05/03/2018	SECURITY NATIONAL BANK	900042			1,982.83
992819	M	05/18/2018	PAYROLL	900005		(Multi-bank check)	3,029.68
992820	M	05/18/2018	RETIREMENT STRS	900001			2,110.15
992821	M	05/18/2018	RETIREMENT SERS	900002			296.49
992822	M	05/25/2018	EPC-Self-Funded Medical Plan	900052		(Multi-bank check)	88,850.51
992823	M	05/16/2018	EPC Dental/Vision Benefit Plan Dental Plan	900053		(Multi-bank check)	4,909.92
992824	M	05/25/2018	EPC-Dental/Vision Benefit Plan Vision Plan	900054		(Multi-bank check)	1,274.90
992825	M	05/25/2018	Sun Life Assurance Company of Canada	900055		(Multi-bank check)	356.25
992826	M	05/24/2018	CORRECTING ENTRY	900038			0.00
992827	M	05/24/2018	CORRECTING ENTRY	900038		1 (Multi-bank check)	0.00
992828	M	05/24/2018	CORRECTING ENTRY	900038		1 (Multi-bank check)	0.00
992830	M	05/25/2018	FOUNDATION	900014		(Multi-bank check)	125,287.67
992831	M	05/31/2018	CORRECTING ENTRY	900038			0.00

Date: 06/04/2018
Time: 5:36 pm

SOUTHEASTERN LOCAL SCHOOL
SORT BY CHECK NUMBER
CHECK DATES BETWEEN 05/01/2018 AND 05/31/2018
WARRANT, REFUND, MEMO, PAYROLL CHECKS

Page: 4
(CHEKPY)

CHECK	TYPE	DATE	VENDOR	VENDOR	STATUS/DATE	BANK CODE	CHECK AMOUNT
992832	M	05/31/2018	CORRECTING ENTRY	900038			0.00
992833	M	05/10/2018	SECURITY NATIONAL BANK	900042		1	1.25
992834	M	05/31/2018	SECURITY NATIONAL BANK	900042			100.00
V VOIDED CHECKS			0	CHECK TOTALS			0.00
R RECONCILED CHECKS			102	CHECK TOTALS			645,984.98
W WARRANT CHECKS			114	CHECK TOTALS			210,824.46
M MEMO CHECKS			19	CHECK TOTALS			233,557.23
B REFUND CHECKS			1	CHECK TOTALS			50.00
I INVESTMENT CHECKS			0	CHECK TOTALS			0.00
T TRANSFER CHECKS			0	CHECK TOTALS			0.00
D DISTRIBUTION CHECKS			0	CHECK TOTALS			0.00
C PAYROLL CHECKS			2	CHECK TOTALS			456,938.18
MISSING CHECKS			0				
** TOTAL CHECKS (LESS VOIDED)			136	** TOTAL NET			901,369.87
*** TOTAL CHECKS WRITTEN			136	*** GRAND TOTALS			901,369.87