

**SOUTHEASTERN LOCAL SCHOOL DISTRICT**

**FINANCIAL REPORT**

**11/30/2019**



Southeastern Local Schools  
Clark County, Ohio

General Fund Financial History/Projection

11/30/2019

Percent of Fiscal Year Complete

41.67%

	2019-20 <u>Projection</u>	2019-20 <u>FYTD Actual</u>	<u>FYTD %</u>
<b>REVENUE</b>			
General Property (Real Estate)	\$2,574,755.00	\$1,069,106.00	41.52%
Tangible Personal Property	\$352,980.00	\$152,744.00	43.27%
Income Tax	\$1,113,016.00	\$603,470.00	54.22%
Unrestricted Grants-in-Aid	\$4,179,818.00	\$1,697,938.00	40.62%
Restricted Grants-in-Aid	\$52,092.00	\$21,201.00	40.70%
Restricted Grants-in-Aid - SFSF	\$0.00	\$0.00	#DIV/0!
Property Tax Allocation	\$364,827.00	\$188,586.00	51.69%
All Other Operating Revenue	\$898,900.00	\$348,928.00	38.82%
TOTAL	\$9,536,388.00	\$4,081,973.00	42.80%
<b>EXPENDITURES</b>			
Salaries & Wages	\$5,551,083.00	\$2,396,349.00	43.17%
Benefits	\$1,933,125.00	\$805,001.00	41.64%
Services	\$1,948,313.00	\$654,467.00	33.59%
Supplies	\$247,661.00	\$149,040.00	60.18%
Equipment	\$66,470.00	\$29,901.00	44.98%
Debt	\$0.00	\$0.00	#DIV/0!
Other	\$149,613.00	\$81,434.00	54.43%
TOTAL	\$9,896,265.00	\$4,116,192.00	41.59%
<b>SURPLUS/(DEFICIT)</b>	<b>(\$359,877.00)</b>	<b>(\$34,219.00)</b>	<b>(\$1,304,219.00)</b>

**HISTORICAL COMPARISON BY OBJECT  
SOUTHEASTERN LOCAL SCHOOLS**

	<b>FY 17 7/16-11/16</b>	<b>FY 18 7/17-11/17</b>	<b>% of Change</b>	<b>FY 19 7/18-11/18</b>	<b>% of Change</b>	<b>FY 20 07/19-11/19</b>	<b>% of Change</b>
<b>REVENUE</b>							
General Property (Real Estate)	\$1,002,646	\$1,104,850	10.19%	\$1,166,715	5.60%	\$1,069,106	-8.37%
Tangible Personal Property	112,591	119,742	6.35%	125,649	4.93%	152,744	21.56%
Income Tax	519,299	556,639	7.19%	596,044	7.08%	603,470	1.25%
Unrestricted Grants-in-Aid	1,710,887	1,729,046	1.06%	1,728,335	-0.04%	1,697,938	-1.76%
Restricted Grants-in-Aid	25,874	27,210	5.16%	27,927	2.64%	21,201	-24.08%
Restricted Grants-in-Aid - SFSF	0	0	-	0	-	0	-
Property Tax Allocation	188,467	195,931	3.96%	83,432	-57.42%	188,586	126.04%
All Other Operating Revenue	241,047	264,609	9.77%	355,865	34.49%	348,928	-1.95%
<b>TOTAL REVENUE</b>	<b>\$3,800,811</b>	<b>\$3,998,027</b>	<b>5.19%</b>	<b>\$4,083,967</b>	<b>2.15%</b>	<b>\$4,081,973</b>	<b>-0.05%</b>
<b>EXPENDITURES</b>							
Salaries & Wages	1,951,214	2,133,109	9.32%	2,292,527	7.47%	2,396,349	4.53%
Benefits	676,957	736,283	8.76%	761,780	3.46%	805,001	5.67%
Services	576,277	554,076	-3.85%	547,932	-1.11%	654,467	19.44%
Supplies	102,966	182,050	76.81%	130,309	-28.42%	149,040	14.37%
Equipment	0	22,109	-	305,112	1280.04%	29,901	-90.20%
Debt	0	0	-	0	-	0	-
Other	61,370	66,518	8.39%	74,301	11.70%	81,434	9.60%
<b>TOTAL EXPENDITURES</b>	<b>\$3,368,784</b>	<b>\$3,694,145</b>	<b>9.66%</b>	<b>\$4,111,961</b>	<b>11.31%</b>	<b>\$4,116,192</b>	<b>0.10%</b>
<b>SURPLUS/DEFICIT</b>	<b>432,027</b>	<b>303,882</b>	<b>-29.66%</b>	<b>(27,994)</b>	<b>-109.21%</b>	<b>(34,219)</b>	<b>22.24%</b>
<b>OTHER SOURCES/USES</b>							
Advances/Transfers In	291,995	388,797	33.15%	399,536	2.76%	49,616	-87.58%
Advances/Transfers Out	0	0	-	0	-	0	-
All Other Financing Sources	142,850	24,756	-82.67%	24,405	-1.42%	28,951	18.63%
Debt Service	0	0	-	0	-	0	-
<b>NET SOURCES/USES</b>	<b>434,845</b>	<b>413,587</b>	<b>-4.89%</b>	<b>423,941</b>	<b>2.50%</b>	<b>78,567</b>	<b>-81.47%</b>
<b>BEGINNING CASH</b>	<b>\$6,590,282</b>	<b>\$6,701,477</b>	<b>10.05%</b>	<b>\$6,792,753</b>	<b>1.69%</b>	<b>\$6,224,993</b>	<b>1.36%</b>
<b>ENDING CASH</b>	<b>\$7,457,154</b>	<b>\$7,418,946</b>	<b>11.79%</b>	<b>\$7,188,700</b>	<b>0.80%</b>	<b>\$6,269,341</b>	<b>1.39%</b>
<b>ENCUMBRANCES</b>	<b>\$938,525</b>	<b>\$1,031,784</b>	<b>56.24%</b>	<b>\$1,200,406</b>	<b>-57.27%</b>	<b>\$1,089,521</b>	<b>49.32%</b>
<b>UNENCUMBERED CASH</b>	<b>\$6,518,629</b>	<b>\$6,387,162</b>	<b>7.61%</b>	<b>\$5,988,294</b>	<b>8.73%</b>	<b>\$5,179,820</b>	<b>-1.19%</b>
<b>% of Salaries to Revenue</b>	<b>51.34%</b>	<b>53.35%</b>		<b>56.13%</b>		<b>58.71%</b>	
<b>% of Benefits to Revenue</b>	<b>17.81%</b>	<b>18.42%</b>		<b>18.65%</b>		<b>19.72%</b>	
<b>Total to Revenue</b>	<b>69.15%</b>	<b>71.77%</b>		<b>74.79%</b>		<b>78.43%</b>	
<b>Days of Operating Cash</b>	<b>296.06</b>	<b>264.54</b>		<b>222.82</b>		<b>192.54</b>	

**MONTHLY BUDGET VARIANCE  
SOUTHEASTERN LOCAL SCHOOLS**

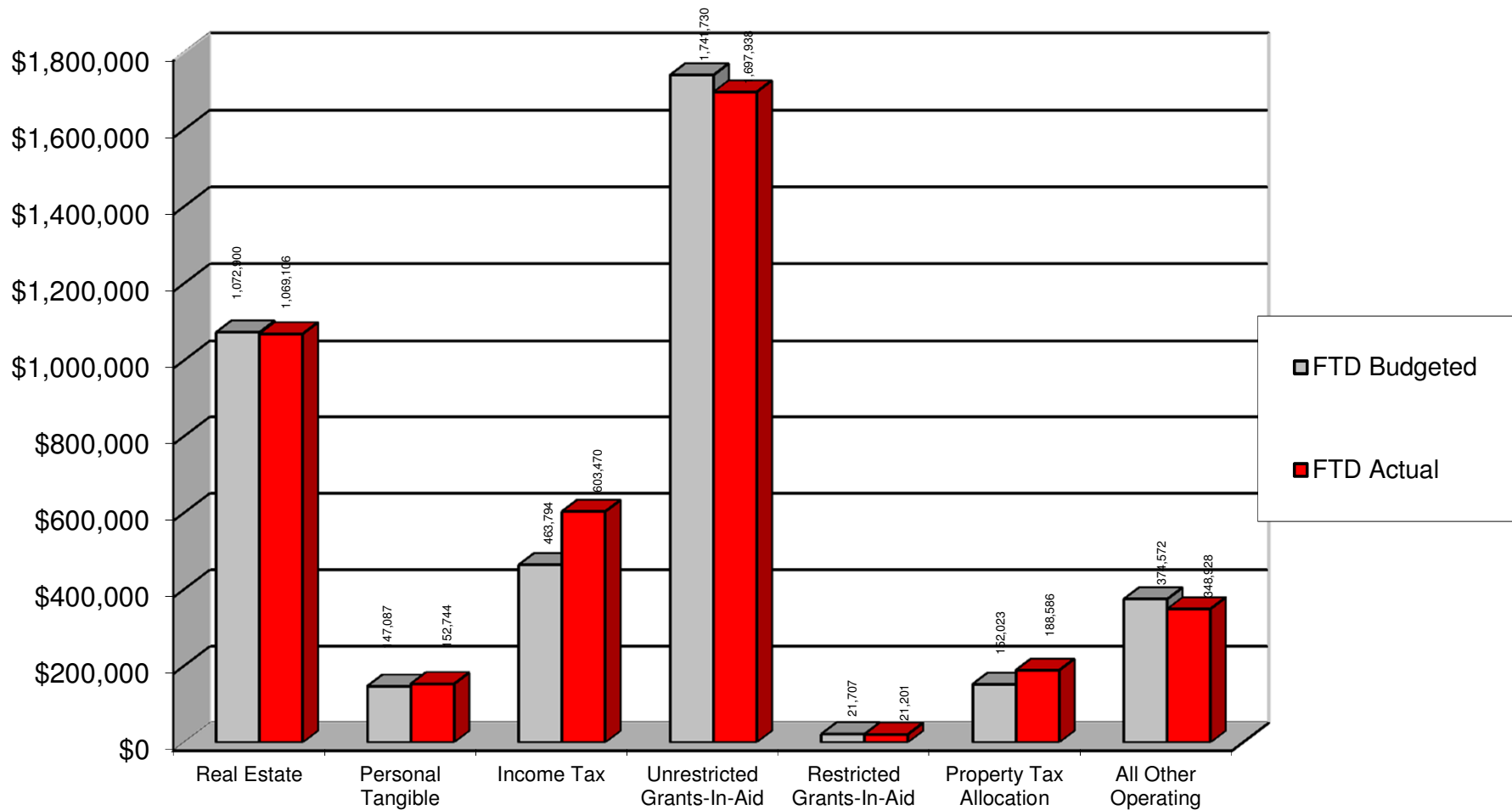
	<b>FTD Budgeted</b>	<b>FTD Actual</b>	<b>Variance</b>	<b>Percentage Variance</b>	<b>MTD Budgeted</b>	<b>MTD Actual</b>	<b>Variance</b>	<b>Percentage Variance</b>
<b>REVENUE</b>								
General Property (Real Estate)	\$1,072,900	\$1,069,106	(\$3,794)	-0.35%	\$0	\$0	\$0	-
Tangible Personal Property	147,087	152,744	5,657	3.85%	\$29,415	0	(29,415)	-100.00%
Income Tax	463,794	603,470	139,676	30.12%	\$92,751	0	(92,751)	-100.00%
Unrestricted Grants-In-Aid	1,741,730	1,697,938	(43,792)	-2.51%	\$348,318	335,212	(13,106)	-3.76%
Restricted Grants-In-Aid	21,707	21,201	(506)	-2.33%	\$4,341	4,240	(101)	-2.33%
Restricted Grants-In-Aid - SFSE	0	0	0	-	\$0	0	0	-
Property Tax Allocation	152,023	188,586	36,563	24.05%	\$30,402	8,724	(21,678)	-71.30%
All Other Operating Revenue	374,572	348,928	(25,644)	-6.85%	74,908	51,852	(23,056)	-30.78%
<b>TOTAL REVENUE</b>	<b>\$3,973,813</b>	<b>\$4,081,973</b>	<b>\$108,160</b>	<b>2.72%</b>	<b>\$580,136</b>	<b>\$400,028</b>	<b>(\$180,108)</b>	<b>-31.05%</b>
<b>EXPENDITURES</b>								
Salaries & Wages	\$2,313,136	\$2,396,349	(\$83,213)	3.60%	\$462,590	\$497,083	(\$34,493)	7.46%
Benefits	\$805,533	\$805,001	532	-0.07%	161,094	156,256	4,838	-3.00%
Services	\$811,862	\$654,467	157,395	-19.39%	162,359	166,967	(\$4,608)	2.84%
Supplies	\$103,200	\$149,040	(45,840)	44.42%	20,638	10,047	10,591	-51.32%
Equipment	\$27,698	\$29,901	(2,203)	7.95%	5,539	9,091	(\$3,552)	64.12%
Debt	\$0	\$0	0	-	0	0	0	-
Other	\$62,344	\$81,434	(19,090)	30.62%	12,468	21,359	(8,891)	71.31%
<b>TOTAL EXPENSES</b>	<b>\$4,123,774</b>	<b>\$4,116,192</b>	<b>\$7,582</b>	<b>-0.18%</b>	<b>\$824,689</b>	<b>\$860,803</b>	<b>(\$36,114)</b>	<b>4.38%</b>
<b>SURPLUS/DEFICIT</b>	<b>(\$149,961)</b>	<b>(\$34,219)</b>	<b>\$115,742</b>	<b>-77.18%</b>	<b>(\$244,553)</b>	<b>(\$460,775)</b>	<b>(\$216,222)</b>	<b>88.42%</b>
<b>OTHER USES/SOURCES</b>								
Transfers/Advances In	49,616	49,616	0	0.00%	0	0	0	-
Transfers/Advances Out	0	0	0	-	0	0	0	-
All Other Financing Sources/(Uses)	0	28,951	28,951	-	664	12,190	(\$11,526)	1735.84%
<b>NET SOURCES/USES</b>	<b>49,616</b>	<b>78,567</b>	<b>28,951</b>	<b>58.35%</b>	<b>664</b>	<b>12,190</b>	<b>(11,526)</b>	<b>1735.84%</b>
<b>BEGINNING CASH</b>	<b>\$6,224,993</b>	<b>\$6,224,993</b>	<b>\$0</b>	<b>0.00%</b>	<b>\$7,452,866</b>	<b>\$6,717,926</b>	<b>(\$734,940)</b>	<b>-9.86%</b>
<b>ENDING CASH</b>	<b>\$6,955,109</b>	<b>\$6,269,341</b>	<b>(\$685,768)</b>	<b>-9.86%</b>	<b>\$7,208,977</b>	<b>\$6,269,341</b>	<b>(\$939,636)</b>	<b>-13.03%</b>
<b>ENCUMBRANCES</b>	<b>\$439,756</b>	<b>\$1,089,521</b>	<b>\$649,765</b>	<b>147.76%</b>	<b>\$629,139</b>	<b>\$1,089,521</b>	<b>\$460,382</b>	<b>73.18%</b>
<b>BUDGET RESERVE</b>	<b>\$0</b>	<b>\$0</b>	<b>\$0</b>	<b>-</b>	<b>\$0</b>	<b>\$0</b>	<b>\$0</b>	<b>-</b>
<b>UNENCUMBERED CASH</b>	<b>\$6,515,353</b>	<b>\$5,179,820</b>	<b>(\$1,335,533)</b>	<b>-20.50%</b>	<b>\$6,579,838</b>	<b>\$5,179,820</b>	<b>(\$1,400,018)</b>	<b>-21.28%</b>

**Southeastern Local Schools**  
**Explanation of Checks Over \$5,000**

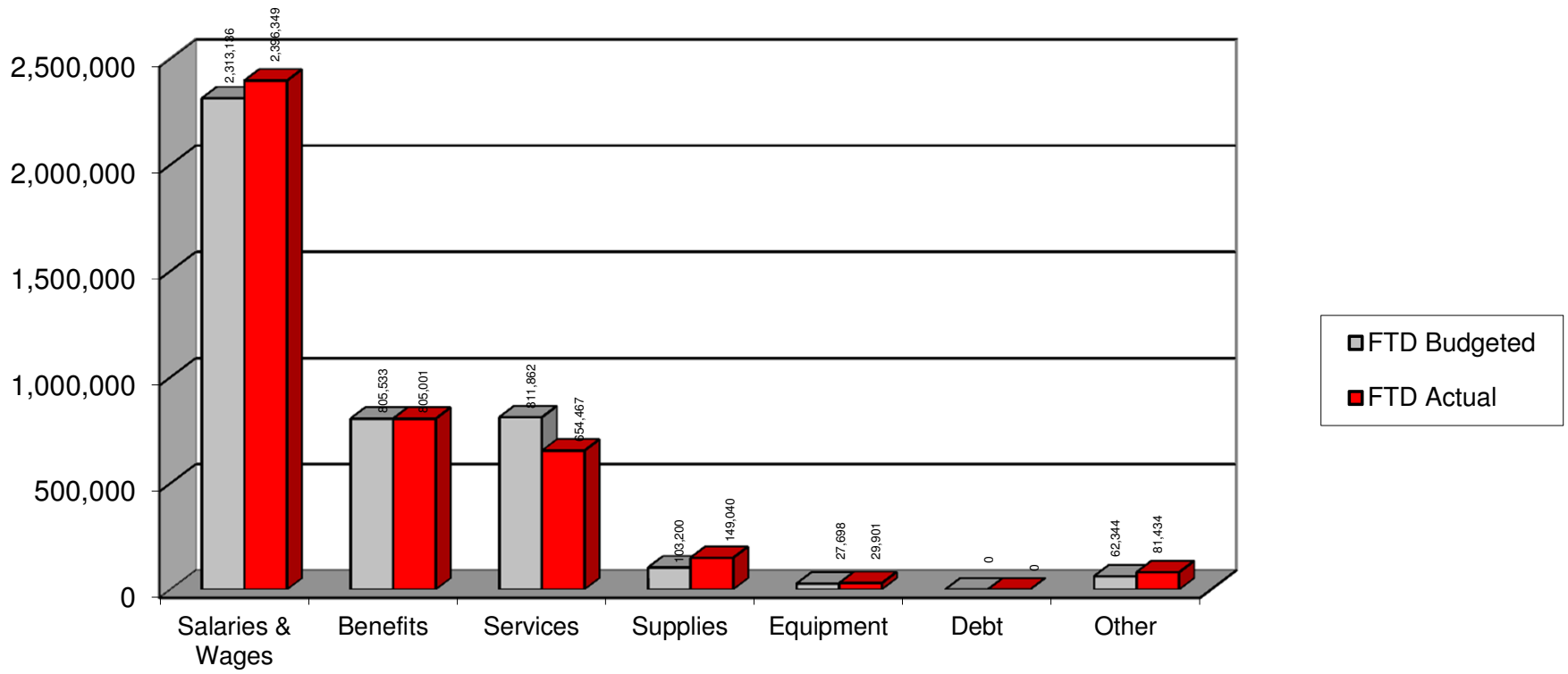
11/01/2019-11/30/2019

Check #	Vendor Name	Amount	Explanation
98808	Greenon Local	\$22,796.52	Shared Services for Psych and Food Service (half year)
98811	Kapp Construction	\$188,561.01	Draw #5 for Multi-Purpose Building
98814	Montgomery County ESC	\$8,150.06	Related Services (Foundation deduction in the past)
98833	BB&T Governmental Finance	\$88,669.01	Loan Payment on Multi-Purpose Building
98841	Clark County Educational Service Center	\$100,047.63	November Services
98858	Levin Porter Associates, Inc	\$6,990.00	Architectural Fees
98897	Huntington National Bank	\$72,945.00	Loan payment on Board Office/Bus Garage
98912	James G. Zupka, CPA, Inc	\$7,718.00	Audit Fees for FY18-19
98919	Team Fishel	\$18,477.51	Directional Boring for 3 Phase Electric
997089	Payroll	\$265,519.03	Payroll for December 5th
997093	Payroll	\$250,568.89	Payroll for November 20th
997105	Payroll	\$6,773.82	Board Portion of Medicare
997096	Retirement STRS	\$59,603.32	Board share of certified staff retirement
997097	Retirement SERS	\$14,773.76	Board share of classified staff retirement
997099	Foundation	\$48,565.06	County Board, Community Schools, Open Enrollment, ect
997101	EPC-Self Funded Medical Plan	\$73,455.48	Board share of medical insurance

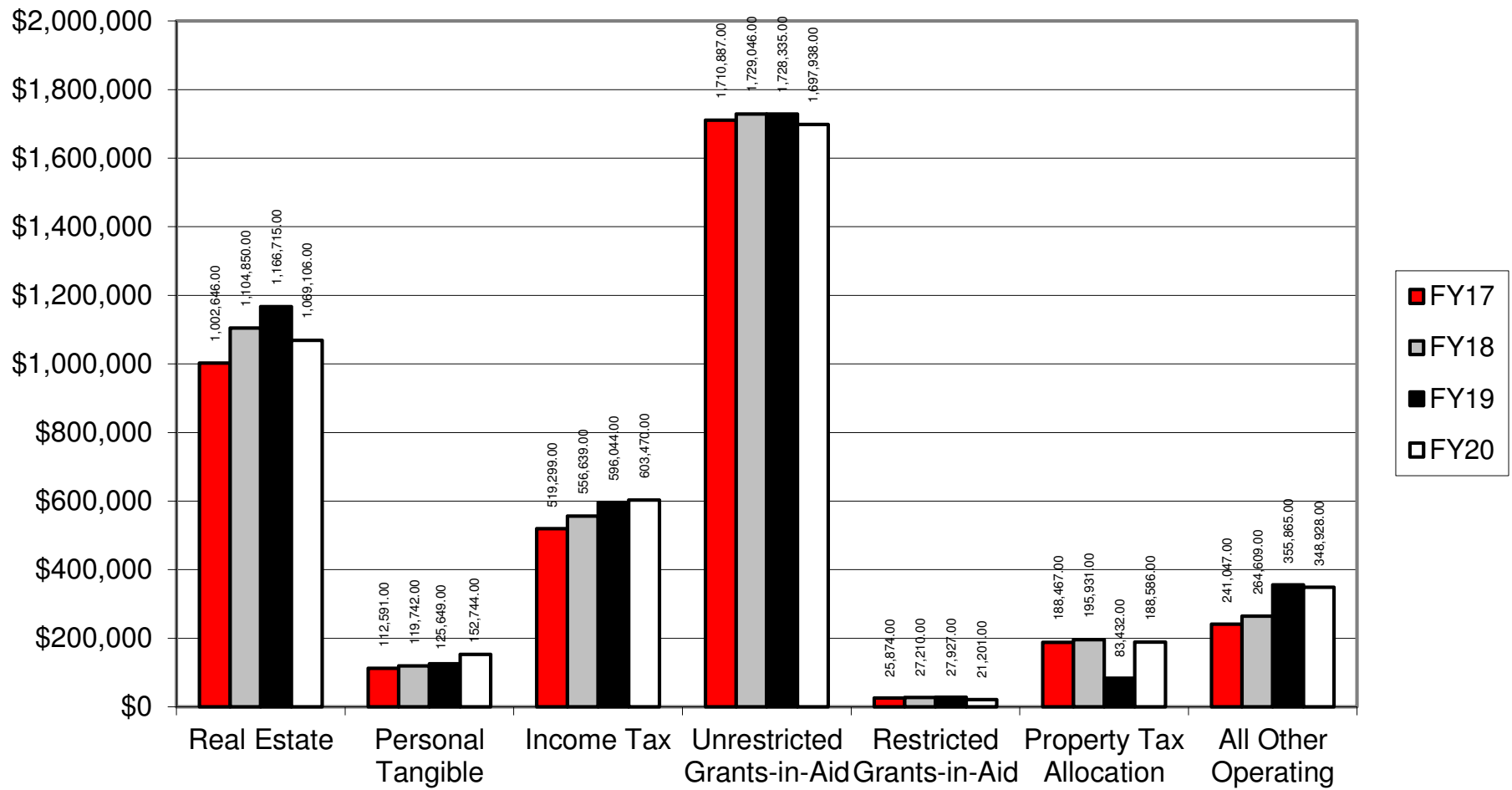
## FTD BUDGETED vs. FTD ACTUAL



## FTD BUDGETED vs. FTD ACTUAL

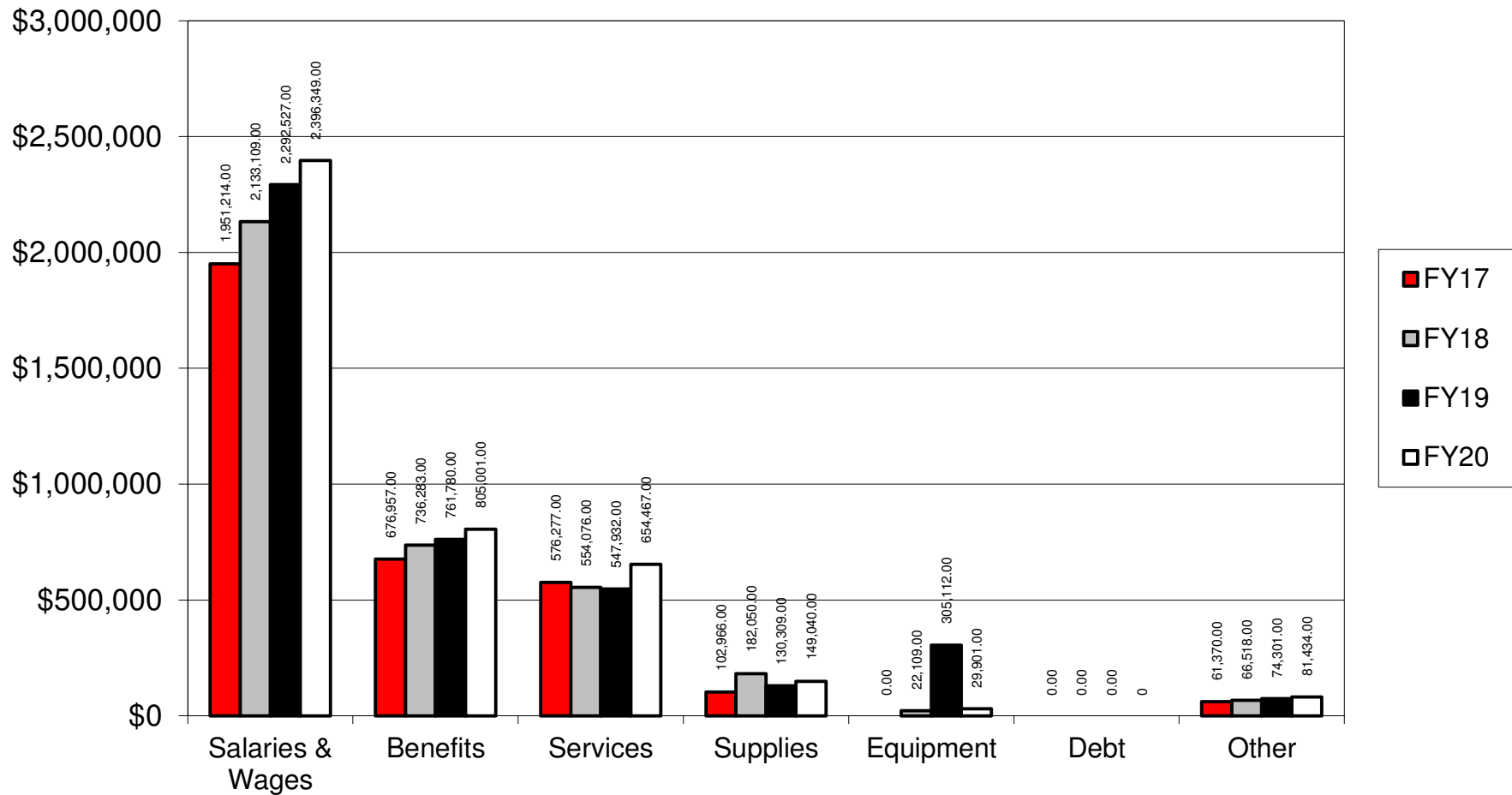


# HISTORICAL REVENUE

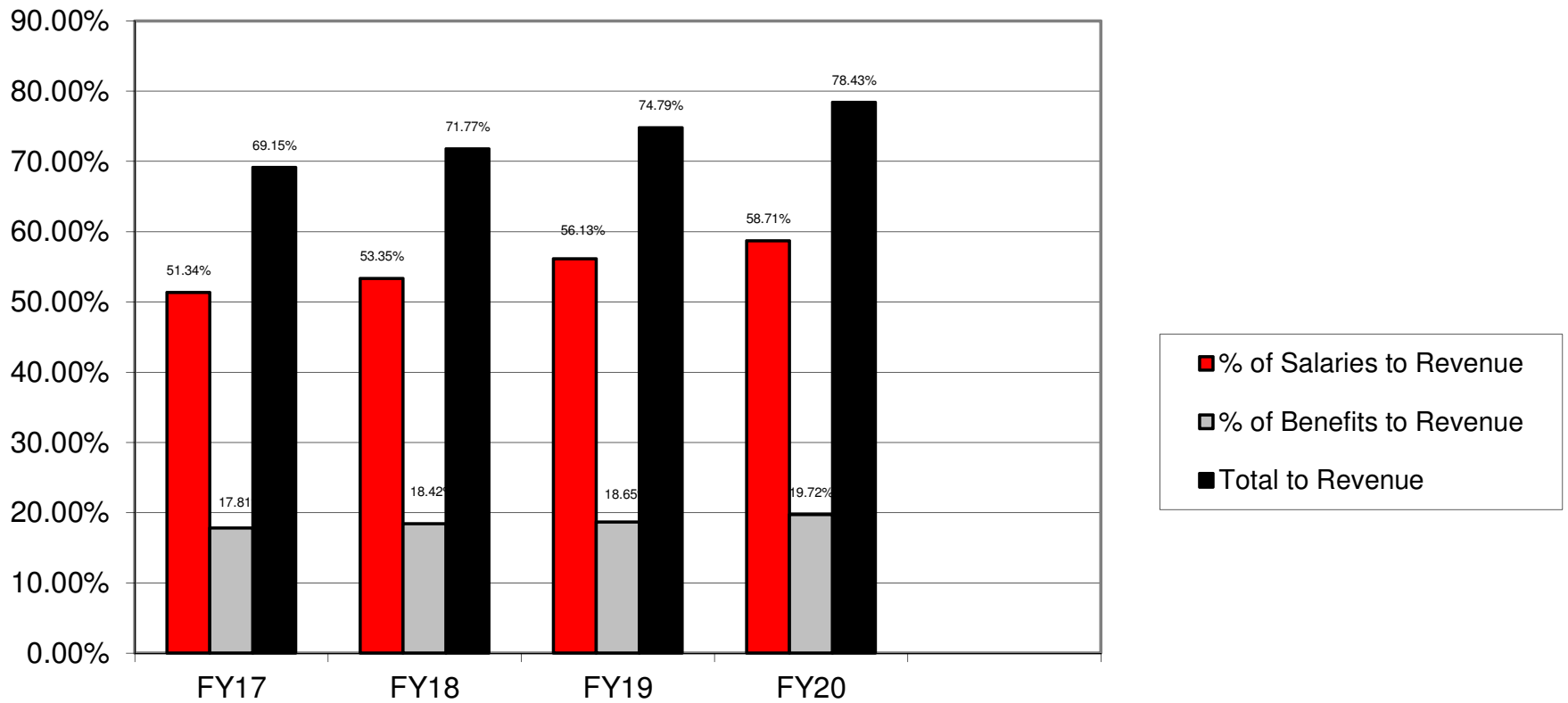




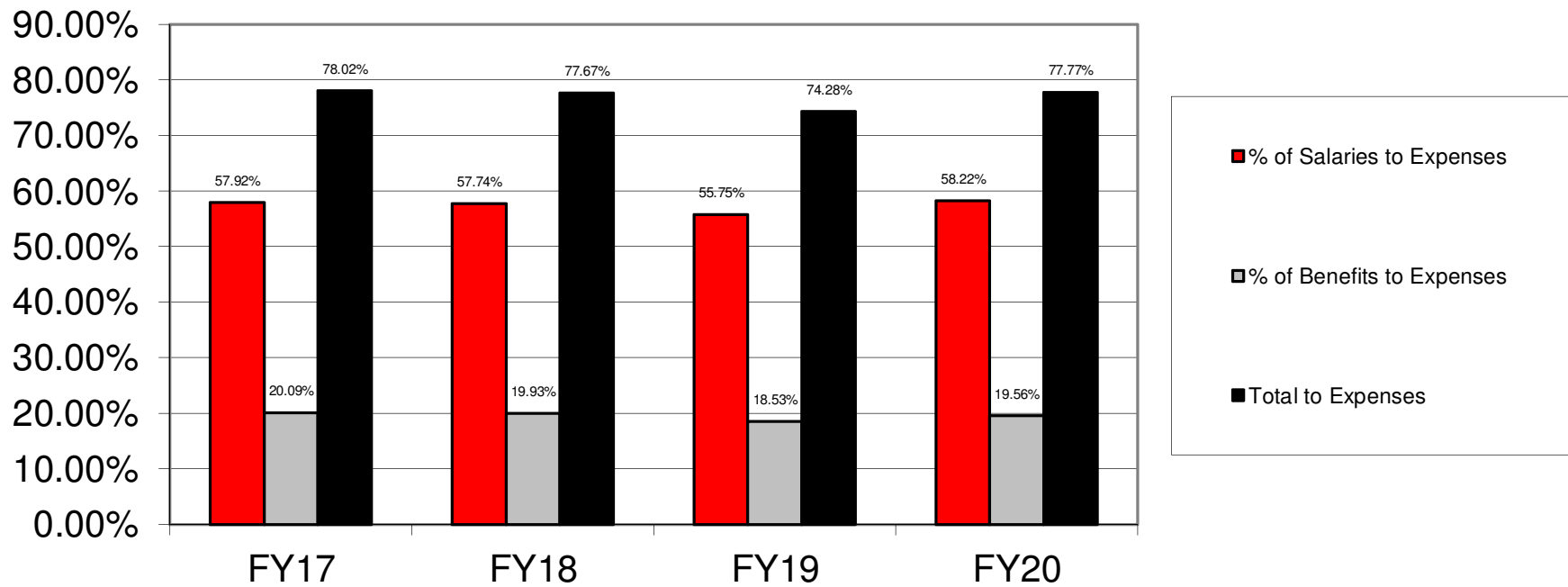
# HISTORICAL EXPENDITURES



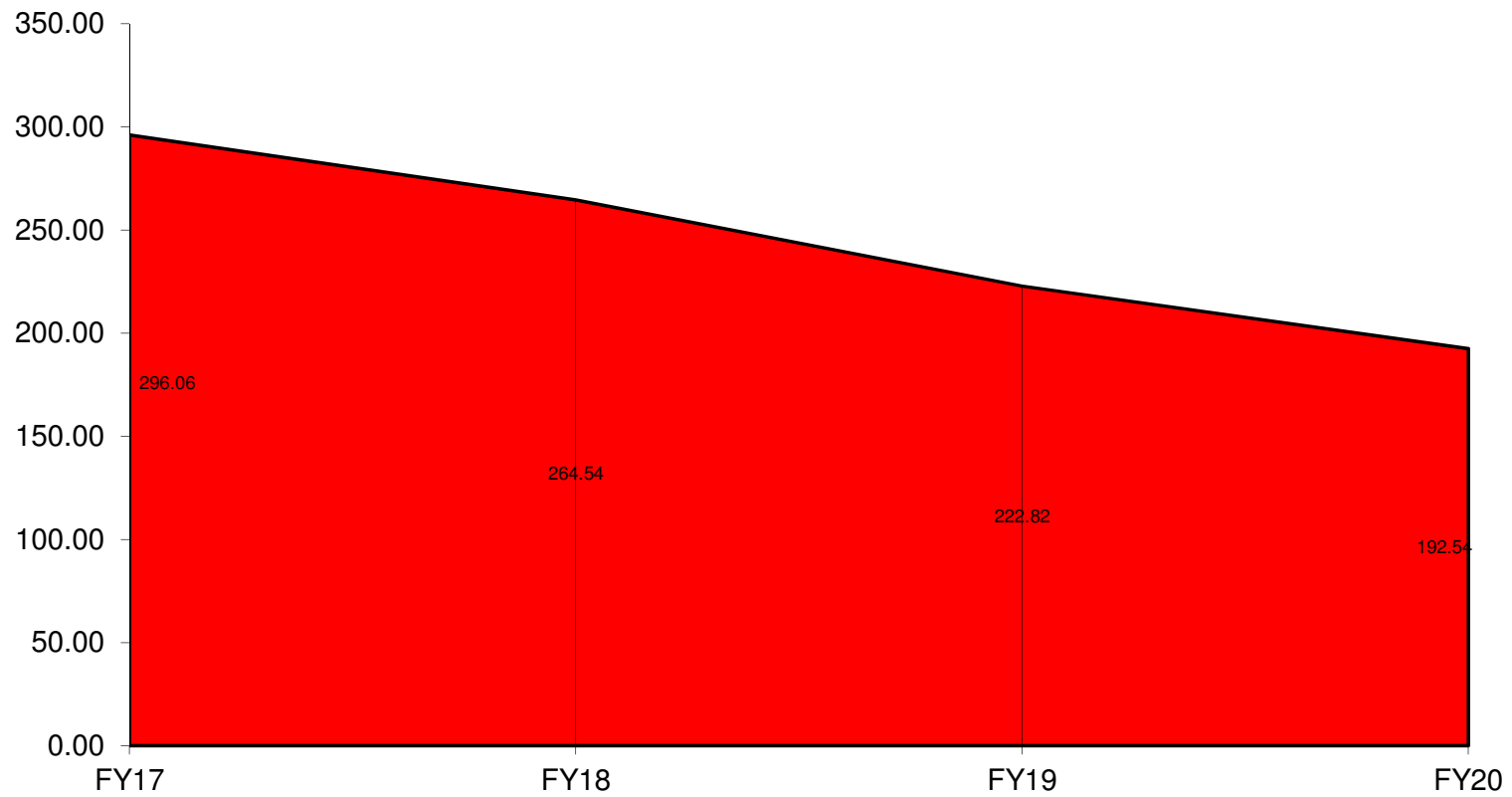
## **% OF SALARIES AND BENEFITS TO REVENUE**



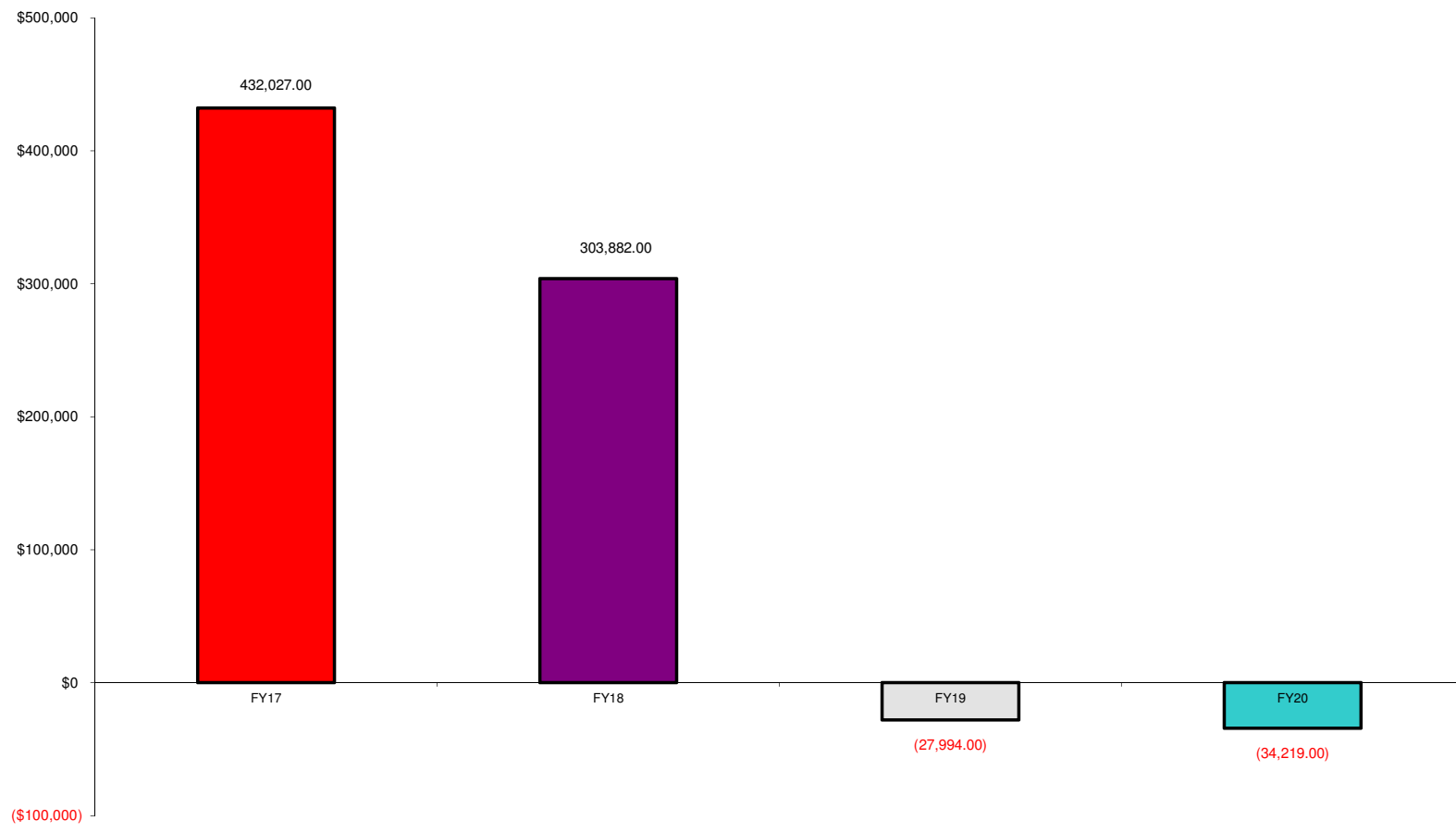
## % OF SALARIES AND BENEFITS TO EXPENDITURES



## Days of Operating Cash



# SURPLUS/DEFICIT



-- Options Summary --

Output file: CHEKPY.TXT  
Print options page? (Y,N) Y  
Sort options: C  
Sub-total by vendor (Y,N): N  
Print missing check numbers. (Y,N): N  
Check types to select. (D,I,M,P,R,T,W): D,I,M,P,R,T,W  
Check statuses to select. (O,R,V): O,R,V  
Print vendor from PO or check. (P,C): C  
Date Selection From: 11/01/2019  
To: 11/30/2019  
Summary or Detail report? (S,D) S  
Single or Double space summary report? (S,D) S  
Include or Exclude the following vendors?(I,E) I

BAT\_CHEKPY executed by SE\_BKITCHEN on node MVECA0:: at 5-DEC-2019 08:13:49.75

Date: 12/05/2019  
 Time: 8:13 am

SOUTHEASTERN LOCAL SCHOOL  
 SORT BY CHECK NUMBER

Page: 1  
 (CHEKPY)

CHECK DATES BETWEEN 11/01/2019 AND 11/30/2019

WARRANTRECONCILED, VOID, OUTSTANDING, REFUND, MEMO, INVEST, TRANSFER, DISTRIB, PAYROLL

CHECK	TYPE	DATE	VENDOR	VENDOR	STATUS/DATE	BANK CODE	CHECK AMOUNT
098268	W	08/29/2019	Jim Bobo	032437	RECONCILED:11/30/2019	1	65.00
098441	W	09/19/2019	Dan Potts	034024	RECONCILED:11/30/2019	1	65.00
098459	W	09/19/2019	Schwaab Attn: Mary Bednarek	031212	RECONCILED:11/30/2019		85.73
098564	W	10/10/2019	ESGI Software	035046	RECONCILED:11/30/2019		864.00
098577	W	10/16/2019	RODNEY GETZ	012922	VOID: 11/12/2019	1	300.00
098580	W	10/16/2019	WILSON PRINTING AND GRAPHICS	031158	RECONCILED:11/30/2019		350.28
098703	W	10/23/2019	Bakers Locksmithing Services	035024	RECONCILED:11/30/2019		487.50
098713	W	10/23/2019	Dave Leapley	880180	RECONCILED:11/30/2019	1	40.00
098715	W	10/23/2019	De Lage Landen	034335	RECONCILED:11/30/2019		2,162.00
098718	W	10/23/2019	Don O'Connor	880183	RECONCILED:11/30/2019	1	40.00
098727	W	10/23/2019	J.W. Pepper-Georgia Distrib.	032676	RECONCILED:11/30/2019		1,666.07
098732	W	10/23/2019	Kermit Redmon	035161	RECONCILED:11/30/2019	1	40.00
098734	W	10/23/2019	Levin Porter Associates, Inc	035178	RECONCILED:11/30/2019		2,796.00
098735	W	10/23/2019	Mark Miller	880038	RECONCILED:11/30/2019	1	40.00
098738	W	10/23/2019	NEOLA, Inc.	032628	RECONCILED:11/30/2019		650.00
098739	W	10/23/2019	OHIO HERITAGE CONFERENCE Ted Williams, Commissioner	031858	RECONCILED:11/30/2019	1	292.00
098748	W	10/23/2019	Scott Preston	034811	RECONCILED:11/30/2019	1	40.00
098756	W	10/23/2019	People Helping People	033822	RECONCILED:11/30/2019		50.00
098757	W	10/25/2019	DAYTON POWER AND LIGHT COMPANY	032183	RECONCILED:11/30/2019		13,899.03
098759	W	11/05/2019	ARMSTRONG INSTANT PRINT	000675	RECONCILED:11/30/2019		134.00
098760	W	11/05/2019	Bowser Morner Inc	010327	RECONCILED:11/30/2019		1,959.40
098761	W	11/05/2019	Brian Redish	033877	RECONCILED:11/30/2019	1	80.00
098762	W	11/05/2019	BRIAN WARNER	031875	RECONCILED:11/30/2019	1	65.00
098763	W	11/05/2019	BRYN DEAN	031735	RECONCILED:11/30/2019		25.47
098764	W	11/05/2019	CARDINAL BUS SALES & SERVICE	011859	RECONCILED:11/30/2019		368.38
098765	W	11/05/2019	CASELL CONCEPTS	002725			416.00
098766	W	11/05/2019	CHILLICOTHE STREET PIZZA	032228	RECONCILED:11/30/2019		152.00
098767	W	11/05/2019	CLARK COUNTY EDUCATIONAL SERVICE CENTER	002300	RECONCILED:11/30/2019		3,950.13
098768	W	11/05/2019	Columbus Customer Charges	007000	RECONCILED:11/30/2019		154.36
098769	W	11/05/2019	Dean Foods	010970	RECONCILED:11/30/2019	1	497.92
098770	W	11/05/2019	FAIRBANKS LOCAL SCHOOLS	020021	RECONCILED:11/30/2019	1	225.00
098771	W	11/05/2019	GORDON FOOD SERVICE	014629	RECONCILED:11/30/2019	1	3,835.90
098772	W	11/05/2019	Harold Harris	033453	RECONCILED:11/30/2019	1	65.00
098773	W	11/05/2019	Healy Awards Inc	034602	VOID: 11/25/2019	1	556.60
098774	W	11/05/2019	Jerry Savage	032750	RECONCILED:11/30/2019	1	65.00
098775	W	11/05/2019	Joseph Pugh	034966	RECONCILED:11/30/2019	1	80.00
098776	W	11/05/2019	KS StateBank Government Finance Department	035201	RECONCILED:11/30/2019		296.05
098777	W	11/05/2019	LONDON FLORIST	030481	RECONCILED:11/30/2019		84.00
098778	W	11/05/2019	McCutcheon Music LLC	880107	RECONCILED:11/30/2019		23.00
098779	W	11/05/2019	Michael Rivera	036469	RECONCILED:11/30/2019	1	403.84
098780	W	11/05/2019	MIKE MCNEIL	004007	RECONCILED:11/30/2019	1	65.00
098781	W	11/05/2019	MILLER'S TEXTILE SERVICE	012700	RECONCILED:11/30/2019		147.10
098782	W	11/05/2019	NVB Playground, Inc dba: AAA State of Play	880155	RECONCILED:11/30/2019		437.00
098783	W	11/05/2019	OHIO FFA ASSOCIATION	010152	RECONCILED:11/30/2019		646.00
098784	W	11/05/2019	Pitney Bowes Reserve Account	011099	RECONCILED:11/30/2019		113.98

CHECK DATES BETWEEN 11/01/2019 AND 11/30/2019

WARRANTRECONCILED, VOID, OUTSTANDING, REFUND, MEMO, INVEST, TRANSFER, DISTRIB, PAYROLL

CHECK	TYPE	DATE	VENDOR	VENDOR	STATUS/DATE	BANK CODE	CHECK AMOUNT
098785	W	11/05/2019	Project Lead the Way, Inc	033423	RECONCILED:11/30/2019		750.00
098786	W	11/05/2019	Scholastic Inc	032833	RECONCILED:11/30/2019		508.21
098787	W	11/05/2019	SHOEMAKER'S GROCERY	011900	RECONCILED:11/30/2019	1 (Multi-bank check)	195.73
098788	W	11/05/2019	SHOEMAKER'S HOME CENTER	011950	RECONCILED:11/30/2019		246.10
098789	W	11/05/2019	Theatrical Rights Worldwide	034678			2,310.00
098790	W	11/05/2019	Time Warner Cable-SWO Division	035001	RECONCILED:11/30/2019		345.23
098791	W	11/05/2019	VILLAGE OF S. CHARLESTON	013400	RECONCILED:11/30/2019	(Multi-bank check)	834.47
098792	W	11/05/2019	W. R. HACKETT INC.,	005223	RECONCILED:11/30/2019	1	635.23
098793	W	11/05/2019	Walsworth Publishing Company	030081	RECONCILED:11/30/2019		557.84
098794	W	11/05/2019	William Monroe	034327	RECONCILED:11/30/2019	1	65.00
098795	W	11/12/2019	Champion City Photography LLC	034326	RECONCILED:11/30/2019	1	300.00
098796	W	11/13/2019	Columbus Marriott Northwest	880184	RECONCILED:11/30/2019		119.00
098797	W	11/18/2019	Above All Glass Shops	035142	RECONCILED:11/30/2019		1,265.00
098798	W	11/18/2019	CATHY HOLFINGER	030793	RECONCILED:11/30/2019		83.63
098799	W	11/18/2019	Champion City Photography LLC	034326	RECONCILED:11/30/2019	1	300.00
098800	W	11/18/2019	Clark County Volleyball Banquet	034381		1	100.00
098801	W	11/18/2019	D Steven Greene	880145	RECONCILED:11/30/2019	1	70.00
098802	W	11/18/2019	Dean Foods	010970	RECONCILED:11/30/2019	1	330.05
098803	W	11/18/2019	Flagway House	030851	RECONCILED:11/30/2019		225.31
098804	W	11/18/2019	Fun and Function	880170	RECONCILED:11/30/2019		85.86
098805	W	11/18/2019	Geer Gas Corporation	010097	RECONCILED:11/30/2019		20.46
098806	W	11/18/2019	GORDON FOOD SERVICE	014629	RECONCILED:11/30/2019	1	2,316.04
098807	W	11/18/2019	Great Lakes Biomedical LTD	034176	RECONCILED:11/30/2019		646.00
098808	W	11/18/2019	Greenon Local School District	034028		1 (Multi-bank check)	22,796.52
098809	W	11/18/2019	H. W. MANN & SONS	007650	RECONCILED:11/30/2019		320.00
098810	W	11/18/2019	Jason Gray	034977	RECONCILED:11/30/2019	1	40.00
098811	W	11/18/2019	Kapp Construction Inc.	880109	RECONCILED:11/30/2019		188,561.01
098812	W	11/18/2019	KINCAIDS	006764	RECONCILED:11/30/2019		10.95
098813	W	11/18/2019	Larry Ray	035128	RECONCILED:11/30/2019	1	40.00
098814	W	11/18/2019	MCESC	034936	RECONCILED:11/30/2019		8,150.06
098815	W	11/18/2019	MILLER'S TEXTILE SERVICE	012700	RECONCILED:11/30/2019	(Multi-bank check)	240.26
098816	W	11/18/2019	MVBCA Ty Welker	035031		1	50.00
098817	W	11/18/2019	OIC of Clark County, Inc.	033136	RECONCILED:11/30/2019		395.00
098818	W	11/18/2019	Pitney Bowes Global Financial	880190	RECONCILED:11/30/2019		162.60
098819	W	11/18/2019	Problem Solver, Inc	880157			170.79
098820	W	11/18/2019	R.D. Holder Oil Co., Inc.	033005	RECONCILED:11/30/2019		354.00
098821	W	11/18/2019	Route 40 Signs 1090: Heather Lee	880161	RECONCILED:11/30/2019		200.00
098822	W	11/18/2019	SHOEMAKER'S GROCERY	011900	RECONCILED:11/30/2019		144.15
098823	W	11/18/2019	STANTON SHEET MUSIC	012750	RECONCILED:11/30/2019		216.90
098824	W	11/18/2019	STARR TROPHY AND AWARDS	002199	RECONCILED:11/30/2019	1	566.00
098825	W	11/18/2019	Storts Sanitation Service LLC Mr. Clean Port-a_Potties	035084	RECONCILED:11/30/2019	1	885.00
098826	W	11/18/2019	TRANS ACCESSORIES CO INC	013049			23.92
098827	W	11/18/2019	Turf Nerd Lawn Care	035111	RECONCILED:11/30/2019	(Multi-bank check)	718.00
098828	W	11/18/2019	W. R. HACKETT INC.,	005223	RECONCILED:11/30/2019	1	449.50
098829	W	11/18/2019	Walter Haverfield LLP	880130	RECONCILED:11/30/2019		1,742.50
098830	W	11/18/2019	LOWE'S COMPANY	007430	RECONCILED:11/30/2019		957.08
098831	W	11/21/2019	DER DUTCHMAN RESTAURANT	031736	RECONCILED:11/30/2019		2,658.50
098832	W	11/22/2019	American Fidelity Administrive	034825	RECONCILED:11/30/2019		42.25



Date: 12/05/2019  
 Time: 8:13 am

SOUTHEASTERN LOCAL SCHOOL  
 SORT BY CHECK NUMBER

Page: 3  
 (CHEKPY)

CHECK DATES BETWEEN 11/01/2019 AND 11/30/2019

WARRANTRECONCILED, VOID, OUTSTANDING, REFUND, MEMO, INVEST, TRANSFER, DISTRIB, PAYROLL

CHECK	TYPE	DATE	VENDOR	VENDOR	STATUS/DATE	BANK CODE	CHECK AMOUNT
098833	W	11/22/2019	Services, LLC BB&T Governmental Finance Payment Processing	880113	RECONCILED:11/30/2019		88,669.01
098834	W	11/22/2019	BERNER SCREEN PRINT	001355	RECONCILED:11/30/2019		277.00
098835	W	11/22/2019	Bowser Morner Inc	010327	RECONCILED:11/30/2019		1,411.45
098836	W	11/22/2019	CARDINAL BUS SALES & SERVICE	011859	RECONCILED:11/30/2019		169.59
098837	W	11/22/2019	CARRIE Henry	031811	RECONCILED:11/30/2019		654.24
098838	W	11/22/2019	Champion City Photography LLC	034326	RECONCILED:11/30/2019		120.00
098839	W	11/22/2019	Chris Saunders	033411		1	40.00
098840	W	11/22/2019	Christy Eriksen	880192			155.50
098841	W	11/22/2019	CLARK COUNTY EDUCATIONAL SERVICE CENTER	002300	RECONCILED:11/30/2019		100,047.63
098842	W	11/22/2019	Columbus Customer Charges	007000	RECONCILED:11/30/2019		244.18
098843	W	11/22/2019	CREDIT DEPARTMENT HOUGHTON MIFFLIN COMPANY	011300	RECONCILED:11/30/2019		923.45
098844	W	11/22/2019	DAVE SAUNDERS	011520	RECONCILED:11/30/2019	1	25.00
098845	W	11/22/2019	DAYTON POWER AND LIGHT COMPANY	032183			3,991.47
098846	W	11/22/2019	Dean Foods	010970	RECONCILED:11/30/2019	1	169.26
098847	W	11/22/2019	Donald Hammond	034066	RECONCILED:11/30/2019	1	50.00
098848	W	11/22/2019	Ellyse Shafer	880185			50.69
098849	W	11/22/2019	FCCLA Customer Service E Group, Inc. Fulfillment Cent	035055		1	158.50
098850	W	11/22/2019	FCCLA, Inc.	034464	RECONCILED:11/30/2019	1	315.00
098851	W	11/22/2019	GORDON FOOD SERVICE	014629	RECONCILED:11/30/2019	1	1,692.01
098852	W	11/22/2019	Habitec Security	032464	RECONCILED:11/30/2019		1,146.77
098853	W	11/22/2019	Javan Conley	880193		1	25.00
098854	W	11/22/2019	John Berger	034202		1	40.00
098855	W	11/22/2019	John Christian	034001	RECONCILED:11/30/2019	1	50.00
098856	W	11/22/2019	K-12 Business Consulting Inc	880117	RECONCILED:11/30/2019		3,250.00
098857	W	11/22/2019	KEITH SMITH	012180		1	50.00
098858	W	11/22/2019	Levin Porter Associates, Inc	035178	RECONCILED:11/30/2019		6,990.00
098859	W	11/22/2019	Lincoln Weaver	032982		1	40.00
098860	W	11/22/2019	MADISON/CHAMPAIGN CO. ESC	031839			75.00
098861	W	11/22/2019	McCutcheon Music LLC	880107	RECONCILED:11/30/2019		701.81
098862	W	11/22/2019	MILLER'S TEXTILE SERVICE	012700	RECONCILED:11/30/2019		65.41
098863	W	11/22/2019	NATIONAL FFA ORGANIZATION	008762	RECONCILED:11/30/2019		64.00
098864	W	11/22/2019	OASBO	010160			240.00
098865	W	11/22/2019	PEPSI	010375	RECONCILED:11/30/2019	(Multi-bank check)	926.64
098866	W	11/22/2019	QUILL CORPORATION	010750			532.44
098867	W	11/22/2019	Rick Chimento	033010		1	50.00
098868	W	11/22/2019	RICK DELANEY	003402	RECONCILED:11/30/2019	1	25.00
098869	W	11/22/2019	Rose White	033040			205.90
098870	W	11/22/2019	SC Strategic Solutions, LLC	034826	RECONCILED:11/30/2019		4,451.66
098871	W	11/22/2019	Scenario Learning, LLC	032475	RECONCILED:11/30/2019	(Multi-bank check)	1,125.00
098872	W	11/22/2019	SHOEMAKER'S GROCERY	011900	RECONCILED:11/30/2019	1 (Multi-bank check)	50.85
098873	W	11/22/2019	SHOEMAKER'S HOME CENTER	011950	RECONCILED:11/30/2019		31.91
098874	W	11/22/2019	SPRINGFIELD FENCE CO INC	012640	RECONCILED:11/30/2019		350.00
098875	W	11/22/2019	STARR TROPHY AND AWARDS	002199	RECONCILED:11/30/2019	1	22.50
098876	W	11/22/2019	Thomas Geyer	032741	RECONCILED:11/30/2019	1	50.00
098877	W	11/22/2019	THYSSENKRUPP ELEVATOR CORP	005544	RECONCILED:11/30/2019		713.00
098878	W	11/22/2019	TUFFY BROOKS SPTG GOODS	013170	RECONCILED:11/30/2019	(Multi-bank check)	544.00

Date: 12/05/2019  
 Time: 8:13 am

SOUTHEASTERN LOCAL SCHOOL  
 SORT BY CHECK NUMBER

CHECK DATES BETWEEN 11/01/2019 AND 11/30/2019

WARRANTRECONCILED, VOID, OUTSTANDING, REFUND, MEMO, INVEST, TRANSFER, DISTRIB, PAYROLL

CHECK	TYPE	DATE	VENDOR	VENDOR	STATUS/DATE	BANK CODE	CHECK AMOUNT
098879	W	11/22/2019	VECTREN ENERGY DELIVERY	003350	RECONCILED:11/30/2019		519.50
098880	W	11/22/2019	W. R. HACKETT INC.,	005223	RECONCILED:11/30/2019	1	218.85
098881	W	11/22/2019	WORTHINGTON DIRECT, INC	031542	RECONCILED:11/30/2019		1,243.13
098882	W	11/27/2019	002092 VOID:	11/27/2019	1	90.00	
098883	W	11/27/2019	W. R. HACKETT INC.,	005223		1	540.94
098884	W	11/27/2019	Dean Foods	010970	RECONCILED:11/30/2019	1	337.19
098885	W	11/27/2019	SHOEMAKER'S GROCERY	011900			27.48
098886	W	11/27/2019	SHOEMAKER'S HOME CENTER	011950			8.48
098887	W	11/27/2019	MILLER'S TEXTILE SERVICE	012700		(Multi-bank check)	170.39
098888	W	11/27/2019	Sue Black	012939	RECONCILED:11/30/2019		75.79
098889	W	11/27/2019	GORDON FOOD SERVICE	014629		1	1,599.88
098890	W	11/27/2019	ALL AMERICAN SPORTS CORP	031115		1	35.85
098891	W	11/27/2019	RIDDELL/ALL AMERICAN Classroom Direct/ School Specialty Inc.	031777			33.33
098892	W	11/27/2019	CHILLICOTHE STREET PIZZA	032228			78.98
098893	W	11/27/2019	OHSAA	032261		1	10.00
098894	W	11/27/2019	Attn: Comptroller, Mr. Todd B Bob Glaser	032408		1	40.00
098895	W	11/27/2019	XXXXXXXXXXXXXXXXXXXXXX AT&T	033049			134.47
098896	W	11/27/2019	Michael Young	033539		1	60.00
098897	W	11/27/2019	Huntington National Bank Attn: Cheri Scott-Geraci	034035			72,945.00
098898	W	11/27/2019	Apple Inc	034275			69.95
098899	W	11/27/2019	Champion City Photography LLC	034326		1	75.00
098900	W	11/27/2019	De Lage Landen	034335			2,162.00
098901	W	11/27/2019	AED Superstore	034522			1,136.25
098902	W	11/27/2019	Kyle Maust	034534		1	65.00
098903	W	11/27/2019	Jodi Huff	034606			44.75
098904	W	11/27/2019	Jessica Detty	034642	RECONCILED:11/30/2019		33.41
098905	W	11/27/2019	In A Pinch	034671	RECONCILED:11/30/2019	1	600.00
098906	W	11/27/2019	Wilson Sims	034696		1	40.00
098907	W	11/27/2019	Steven Carson	034860		1	65.00
098908	W	11/27/2019	Greg Shupert	034864		1	65.00
098909	W	11/27/2019	Jason Gray	034977		1	60.00
098910	W	11/27/2019	Time Warner Cable-SWO Division	035001			345.23
098911	W	11/27/2019	Nikki Ankeney	035052			4.45
098912	W	11/27/2019	James G Zupka, CPA, Inc.	035074			7,718.00
098913	W	11/27/2019	Hershey Creamery Co	035076		1	179.52
098914	W	11/27/2019	Matthew Cook	035141		1	40.00
098915	W	11/27/2019	Just-Ink-Tees	035150		1	1,634.00
098916	W	11/27/2019	Casey Wood	880039		1	45.00
098917	W	11/27/2019	Richard Redding	880045		1	85.00
098918	W	11/27/2019	McCutcheon Music LLC	880107			50.00
098919	W	11/27/2019	Team Fishel The Fishel Company	880177			18,477.51
098920	W	11/27/2019	FriendsOffice	880191		(Multi-bank check)	169.44
098921	W	11/27/2019	John Berger	880195		1	40.00
997089	C	11/05/2019	PAYROLL	900005		(Multi-bank check)	265,519.03
997092	M	11/12/2019	American Fidelity products	900018			841.64

Date: 12/05/2019  
 Time: 8:13 am

SOUTHEASTERN LOCAL SCHOOL  
 SORT BY CHECK NUMBER

CHECK DATES BETWEEN 11/01/2019 AND 11/30/2019

WARRANTRECONCILED, VOID, OUTSTANDING, REFUND, MEMO, INVEST, TRANSFER, DISTRIB, PAYROLL

CHECK	TYPE	DATE	VENDOR	VENDOR	STATUS/DATE	BANK CODE	CHECK AMOUNT
997093	C	11/20/2019	PAYROLL	900005		(Multi-bank check)	250,568.89
997094	M	11/27/2019	SECURITY NATIONAL BANK	900042		1 (Multi-bank check)	1,100.74
997096	M	11/30/2019	RETIREMENT STRS	900001			59,603.32
997097	M	11/30/2019	RETIREMENT SERS	900002		(Multi-bank check)	14,773.76
997098	M	11/30/2019	PAYROLL	900005			256.50
997099	M	11/30/2019	FOUNDATION	900014			48,565.06
997100	M	11/30/2019	SECURITY NATIONAL BANK	900042			100.00
997101	M	11/30/2019	EPC-Self-Funded Medical Plan	900052		1 (Multi-bank check)	73,455.48
997102	M	11/30/2019	EPC Dental/Vision Benefit Plan Dental Plan	900053		(Multi-bank check)	4,210.45
997103	M	11/30/2019	EPC-Dental/Vision Benefit Plan Vision Plan	900054		(Multi-bank check)	1,297.60
997104	M	11/30/2019	Sun Life Assurance Company of Canada	900055		(Multi-bank check)	411.94
997105	M	11/30/2019	PAYROLL	900005		(Multi-bank check)	6,773.82
V VOIDED CHECKS			3	CHECK TOTALS	946.60		
R RECONCILED CHECKS			123	CHECK TOTALS	472,613.30		
W WARRANT CHECKS			182	CHECK TOTALS	613,037.53		
M MEMO CHECKS			12	CHECK TOTALS	211,390.31		
B REFUND CHECKS			0	CHECK TOTALS	0.00		
I INVESTMENT CHECKS			0	CHECK TOTALS	0.00		
T TRANSFER CHECKS			0	CHECK TOTALS	0.00		
D DISTRIBUTION CHECKS			0	CHECK TOTALS	0.00		
C PAYROLL CHECKS			2	CHECK TOTALS	516,087.92		
MISSING CHECKS			0				
** TOTAL CHECKS (LESS VOIDED)			193	** TOTAL NET	1,339,569.16		
*** TOTAL CHECKS WRITTEN			196	*** GRAND TOTALS	1,340,515.76		

**SOUTHEASTERN LOCAL SCHOOLS**  
GENERAL ACCOUNT RECONCILIATION

11/30/19

Treasurer's Balance	\$ 7,060,879.45
	\$ -
	\$ -
	\$ -
	<u>\$ 7,060,879.45</u>

Bank Balance	
AP (0690)	\$ 50,000.00
Payroll Interest	\$ 1.32
ICS DDA (8151)	\$ 68,836.69
Point of Sales (7538)	\$ 48,132.70
Red Tree (US Bank 0998)	\$ 5,325,082.65
ICS MMA (5475)	<u>\$ 1,713,839.64</u>
	\$ 7,205,893.00

Outstanding Checks	<u>\$ 148,524.29</u>
	<u>\$ 7,057,368.71</u>

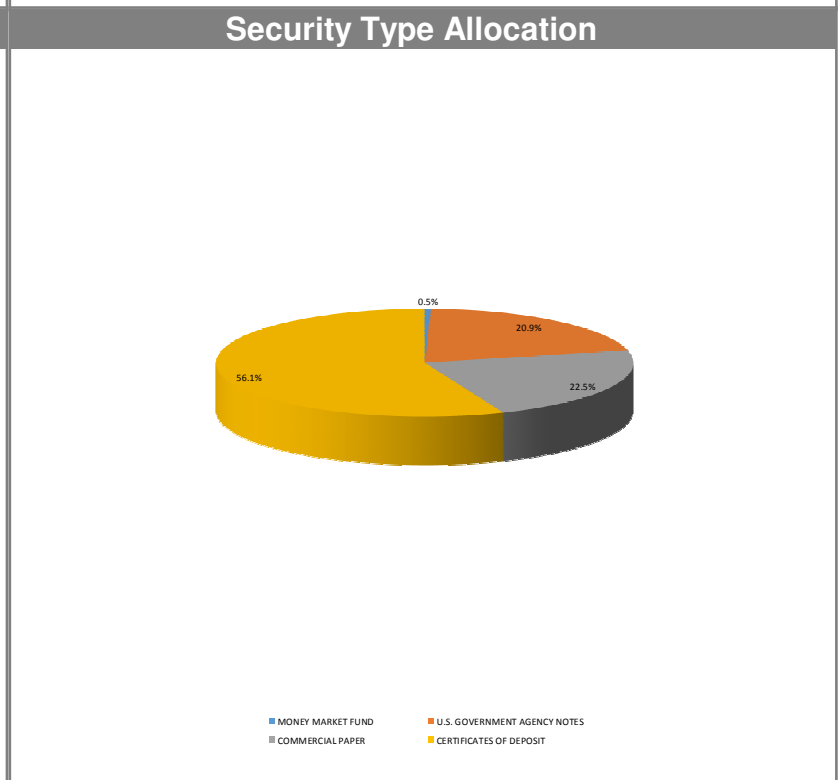
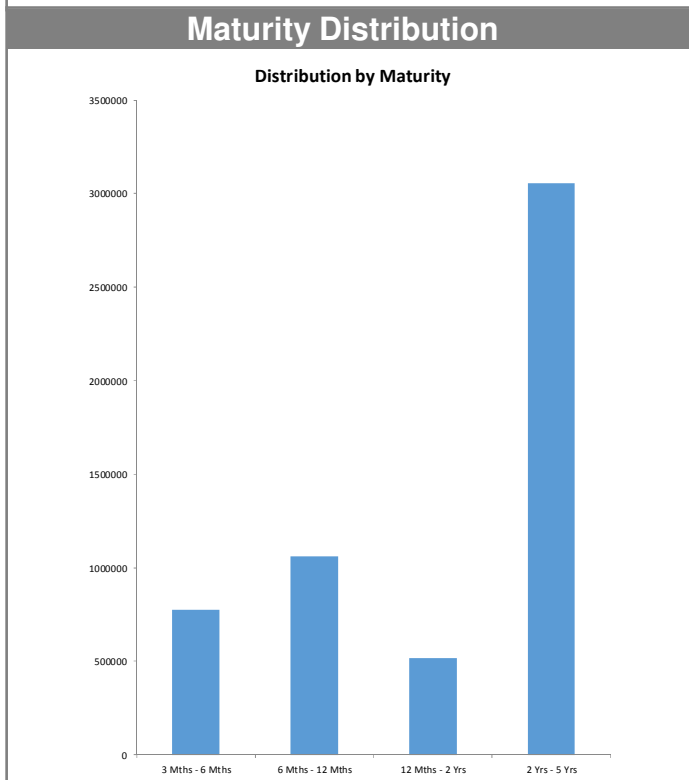
Movie	\$ 425.00	
PY Difference	\$ (5.58)	
Payroll Interest-September	\$ -	
Medicare Payroll Overage	\$ 62.42	
Void Payroll Check	\$ 2,841.75	
November Adjustment	\$ 222.26	
July Adjustment	\$ (35.11)	
		\$ 3,510.74

Adjusted Bank Balance	<u>\$ 7,060,879.45</u>
-----------------------	------------------------

Difference	\$ -
------------	------

**Monthly Investment Summary**  
**Southeastern Local Schools**  
**US Bank Custodian Acct Ending x70998**  
 November 30, 2019

Monthly Cash Flow Activity		Market Value Summary				
<b>From 10-31-19 through 11-30-19</b>		<b>Security Type</b>	<b>Market Value</b>	<b>Pct. Assets</b>	<b>Avg Yield at Cost</b>	<b>Wght Avg Mat</b>
Beginning Book Value	5,320,379.72	<b>Money Market Fund</b>				
Contributions	0.00	MONEY MARKET FUND	25,380.60	0.5	1.55	0.00
Withdrawals	0.00	<b>Fixed Income</b>				
Prior Month Management Fees	-677.55	U.S. GOVERNMENT AGENCY NOTES	1,127,786.87	20.8	1.52	1.19
Realized Gains/Losses	0.00	Accrued Interest	4,208.58	0.1		
Gross Interest Earnings	5,380.48	<b>Commercial Paper</b>				
Ending Book Value	5,325,082.65	COMMERCIAL PAPER	1,218,951.65	22.4	2.03	0.48
		<b>Certificate of Deposit</b>				
		CERTIFICATES OF DEPOSIT	3,033,994.79	55.8	2.67	3.16
		Accrued Interest	23,446.55	0.4		
		<b>TOTAL PORTFOLIO</b>	<b>5,433,769.05</b>	<b>100.0</b>	<b>2.28</b>	<b>2.13</b>


**Disclosures:**

RedTree's internal accounting system is used as the source of the market value of this account. Although obtained from a source believed to be reliable, we cannot guarantee its accuracy. You should review all account statements provided by the custodian and compare with the statements provided by RedTree.

**Portfolio Holdings Report**  
**Southeastern Local Schools**  
**US Bank Custodian Acct Ending x70998**  
 November 30, 2019

Quantity	Cusip	Security Description	Moody's	S&P	Cost Basis	Market Value	Yield at Cost	Wtd Maturity	Purchase Date
<b>U.S. GOVERNMENT AGENCY NOTES</b>									
325,000	3136G3J71	Federal Natl Mtg Assoc 1.420% Due 07-27-20	Aaa	AA+	325,000.00	324,268.55	1.42	0.65	07-27-16
290,000	3135G0Q97	Federal Natl Mtg Assoc 1.500% Due 10-28-20	Aaa	AA+	290,000.00	289,615.14	1.50	0.90	10-28-16
515,000	3136G34Y8	Federal Natl Mtg Assoc 1.600% Due 08-24-21	Aaa	AA+	515,000.00	513,903.18	1.60	1.69	08-30-16
	Accrued Interest					4,208.58			
					1,130,000.00	1,131,995.46	1.52	1.19	
<b>CERTIFICATES OF DEPOSIT</b>									
246,000	17312Q2P3	Citibank NA, SD 2.900% Due 02-07-22			245,754.00	252,236.35	2.94	2.10	02-07-19
246,000	87270LBT9	TIAA FSB, FL 2.850% Due 02-22-22			245,754.00	252,055.54	2.89	2.14	02-22-19
246,000	02007GJD6	Ally Bank, UT 2.700% Due 03-21-22			245,877.00	251,376.58	2.71	2.22	03-26-19
246,000	7954502A2	Sallie Mae Bank, UT 2.750% Due 03-21-22			245,569.50	251,654.31	2.81	2.22	03-21-19
246,000	33847E2J5	Flagstar Bank FSB, MI 2.500% Due 06-13-22			245,926.20	250,495.90	2.51	2.42	06-12-19
249,000	949763YK6	Wells Fargo Bank, SD 2.850% Due 03-13-23			248,564.25	256,658.24	2.91	3.11	03-13-19
246,000	61690UGW4	Morgan Stanley Bank, UT 2.600% Due 06-06-23			245,508.00	252,604.12	2.65	3.31	06-06-19
246,000	61760AF46	Morgan Stanley Private Bank, NY 2.600% Due 06-06-23			246,000.00	252,604.12	2.60	3.31	06-10-19
249,000	90348JJQ4	UBS Bank USA, UT 2.900% Due 04-03-24			248,875.50	259,848.43	2.93	4.05	04-03-19
246,000	38149MAZ6	Goldman Sachs Bank USA, NY 2.700% Due 06-05-24			245,877.00	254,661.41	2.71	4.19	06-10-19
247,000	14042TBQ9	Capital One Bank USA, Glen Allen, VA 2.250% Due 08-07-24			246,506.00	250,740.81	2.29	4.41	08-07-19
247,000	14042RMW8	Capital One, NA, Mclean, VA 2.100% Due 08-14-24			246,629.50	249,058.99	2.13	4.44	08-16-19
	Accrued Interest					23,446.55			
					2,956,840.95	3,057,441.34	2.67	3.16	
<b>COMMERCIAL PAPER</b>									
260,000	62479LD93	MUFG Bank 0.000% Due 04-09-20	P-1	A-1	255,831.19	258,247.60	2.21	0.36	07-18-19
260,000	17327ADM6	Citigroup 0.000% Due 04-21-20	P-1	A-1	255,788.00	258,086.40	2.20	0.39	07-26-19
260,000	46640PDM2	JP Morgan 0.000% Due 04-21-20	P-1	A-1	257,556.00	258,086.40	1.90	0.39	10-24-19
185,000	89233GFG6	Toyota Motor Credit 0.000% Due 06-16-20	P-1	A-1+	182,283.28	183,116.70	2.01	0.55	09-23-19
265,000	89119AHH4	TD USA 0.000% Due 08-17-20	P-1	A-1+	261,402.63	261,414.55	1.83	0.72	11-21-19
					1,212,861.10	1,218,951.65	2.03	0.48	
<b>MONEY MARKET FUND</b>									
	USBMMF	First American Treasury Obligations Fund			25,380.60	25,380.60	1.55		
<b>TOTAL PORTFOLIO</b>					<b>5,325,082.65</b>	<b>5,433,769.05</b>	<b>2.28</b>	<b>2.13</b>	

**Disclosures:**

RedTree's internal accounting system is used as the source of the market value of this account. Although obtained from a source believed to be reliable, we cannot guarantee its accuracy. You should review all account statements provided by the custodian and compare with the statements provided by RedTree.

Questions? Call 888.596.2293 or email [info@redtreeinv.com](mailto:info@redtreeinv.com)