

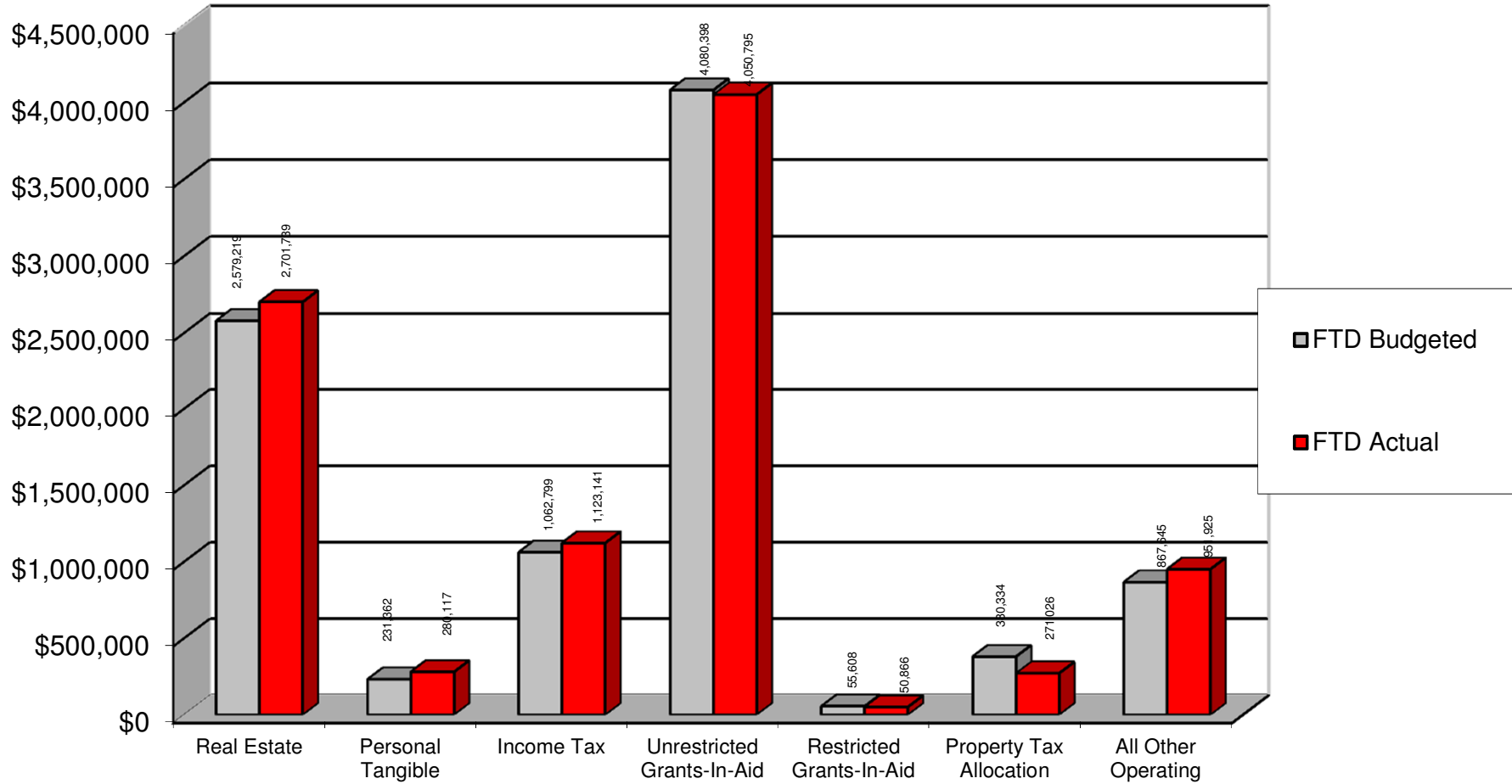
SOUTHEASTERN LOCAL SCHOOL DISTRICT

FINANCIAL REPORT

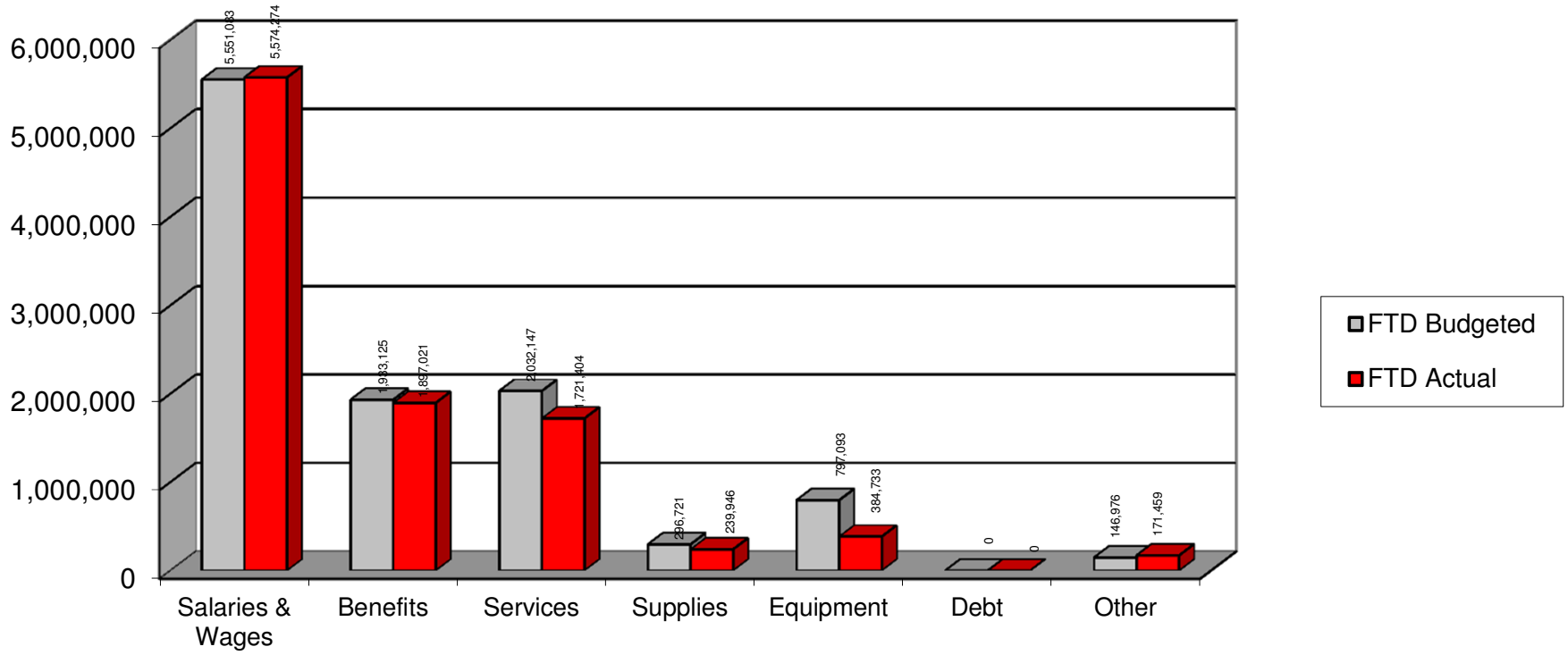
06/30/2019



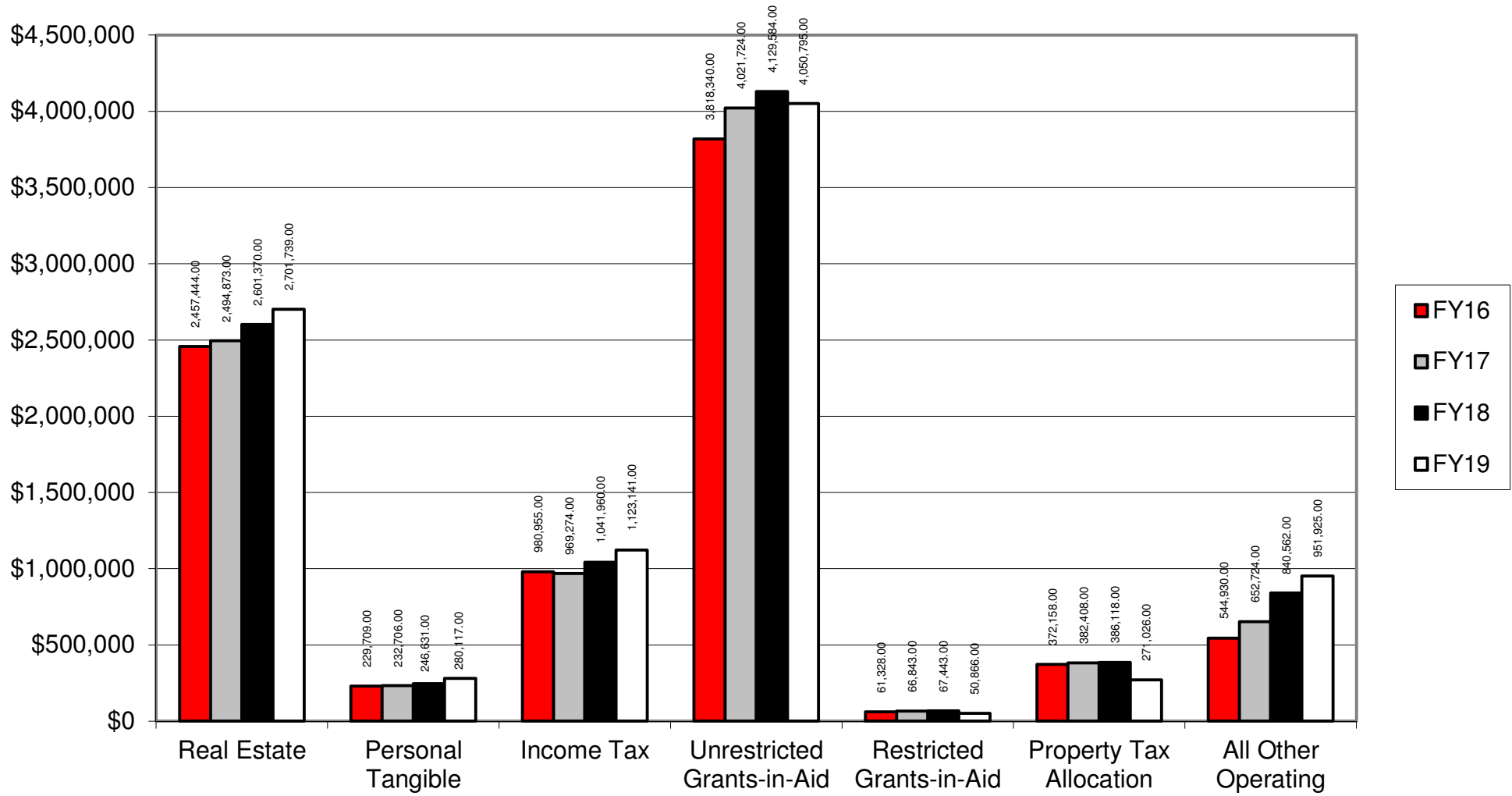
FTD BUDGETED vs. FTD ACTUAL



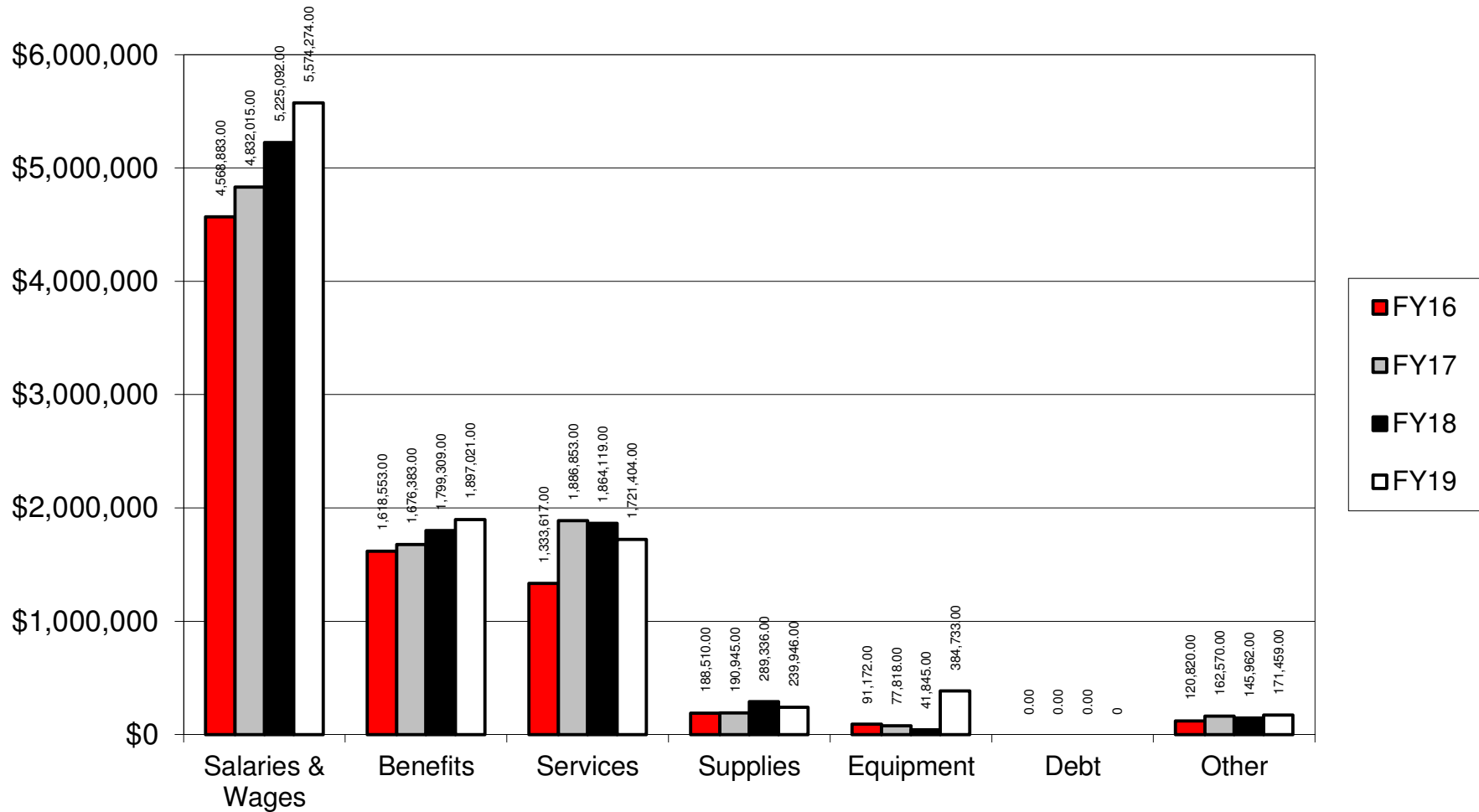
FTD BUDGETED vs. FTD ACTUAL



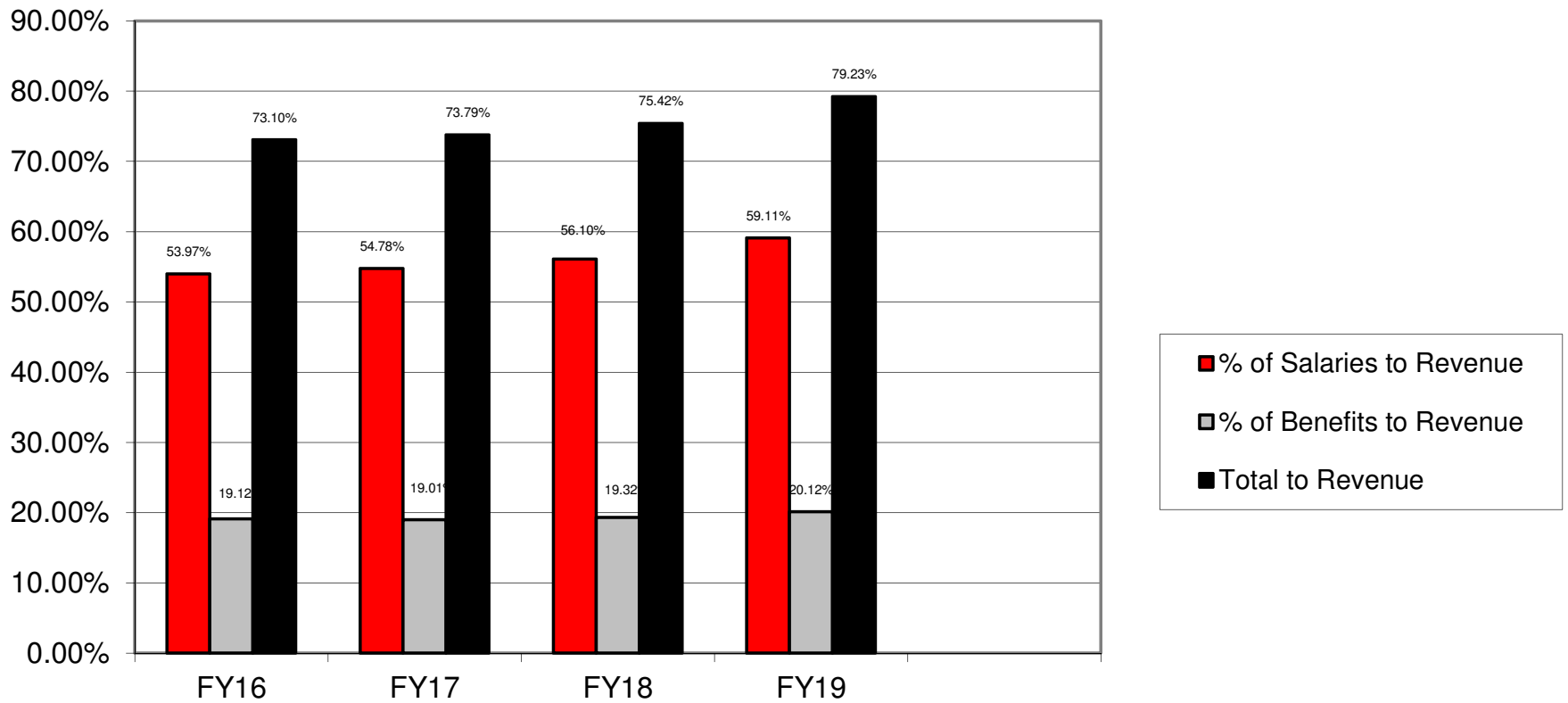
HISTORICAL REVENUE



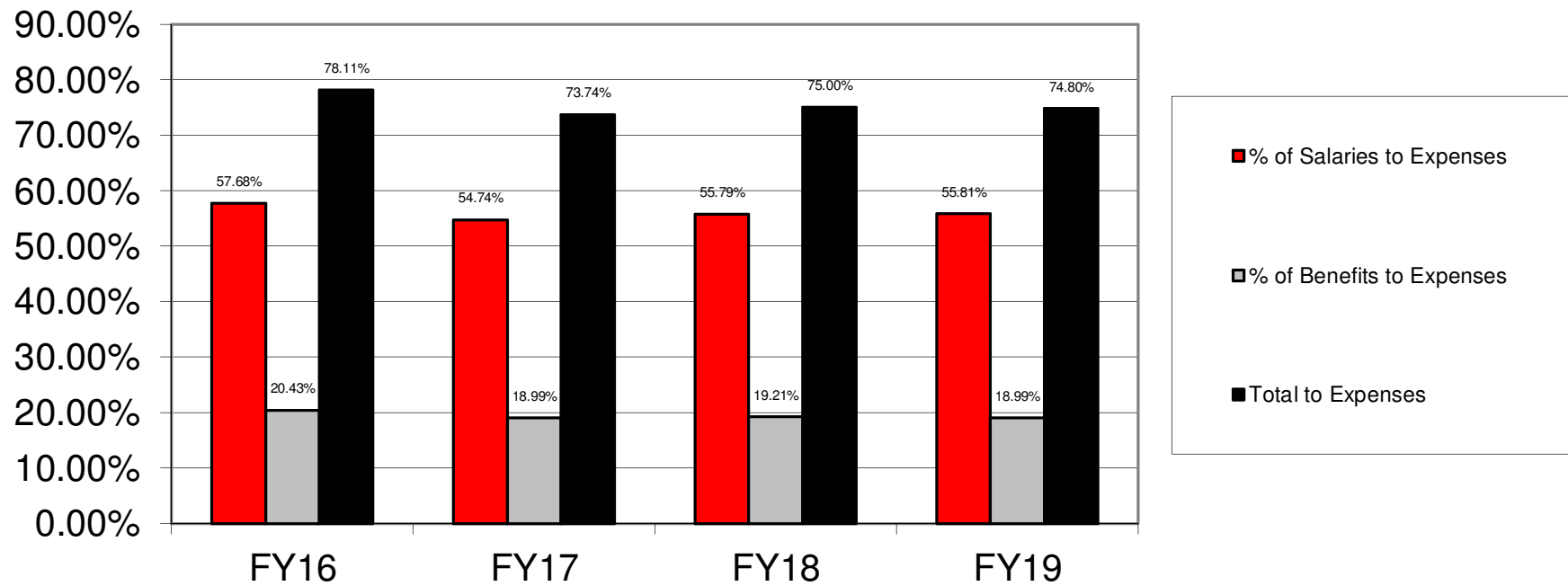
HISTORICAL EXPENDITURES



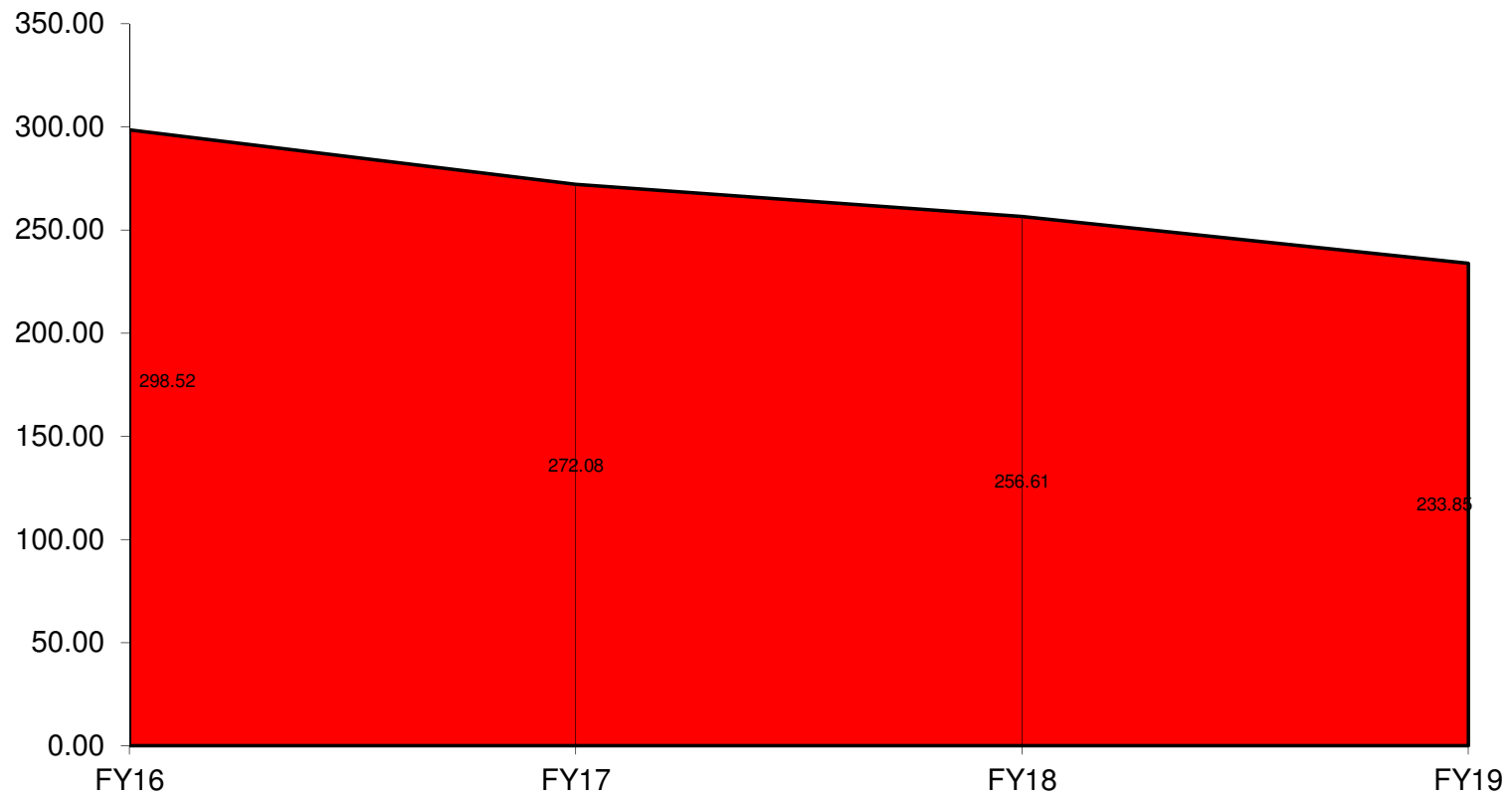
% OF SALARIES AND BENEFITS TO REVENUE



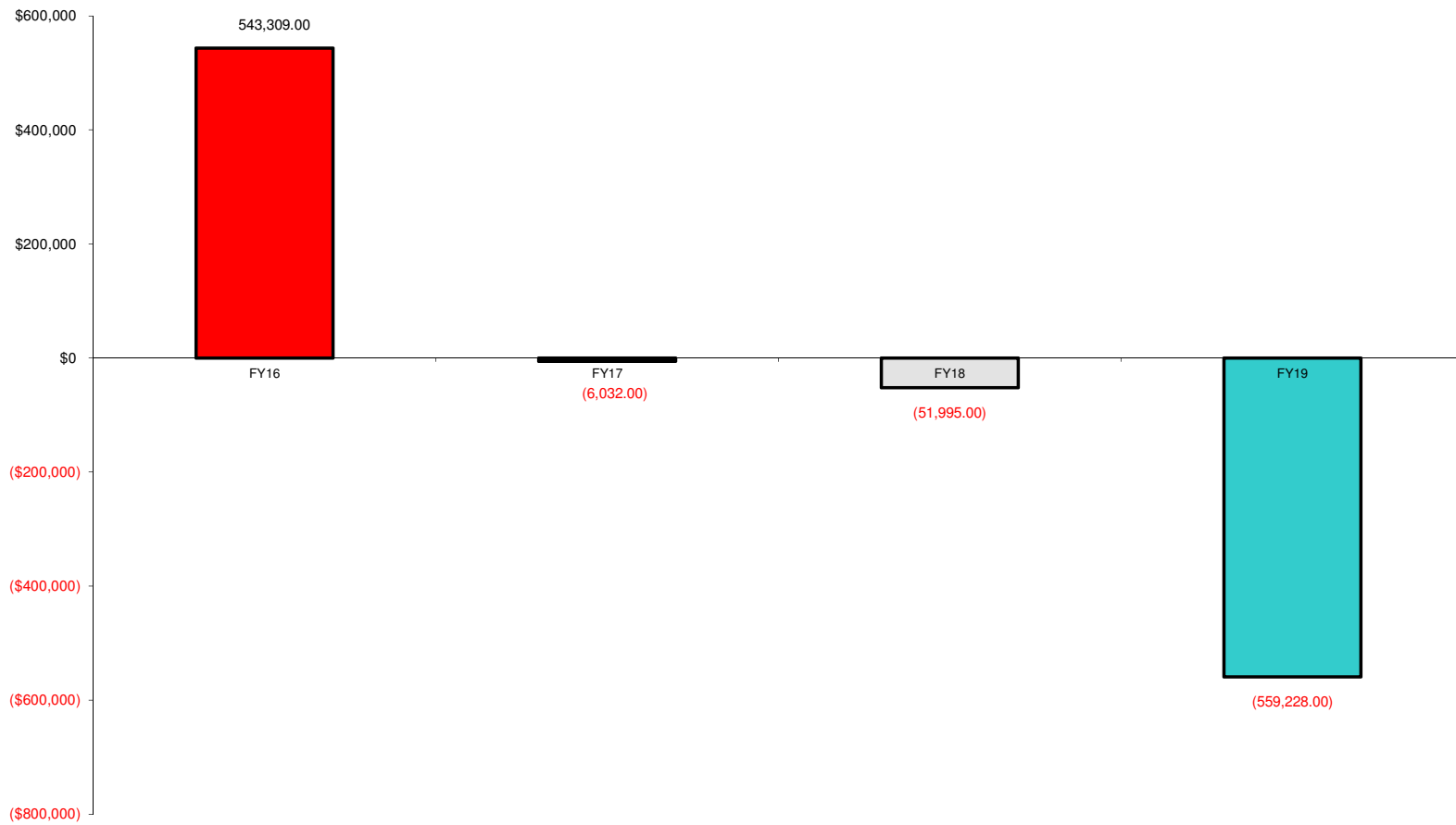
% OF SALARIES AND BENEFITS TO EXPENDITURES



Days of Operating Cash



SURPLUS/DEFICIT



**MONTHLY BUDGET VARIANCE
SOUTHEASTERN LOCAL SCHOOLS**

	FTD Budgeted	FTD Actual	Variance	Percentage Variance	MTD Budgeted	MTD Actual	Variance	Percentage Variance
REVENUE								
General Property (Real Estate)	\$2,579,219	\$2,701,739	\$122,520	4.75%	\$0	\$0	\$0	-
Tangible Personal Property	231,362	280,117	48,755	21.07%	\$19,280	0	(19,280)	-100.00%
Income Tax	1,062,799	1,123,141	60,342	5.68%	\$88,567	0	(88,567)	-100.00%
Unrestricted Grants-In-Aid	4,080,398	4,050,795	(29,603)	-0.73%	\$340,033	324,976	(15,057)	-4.43%
Restricted Grants-In-Aid	55,608	50,866	(4,742)	-8.53%	\$4,634	3,051	(1,583)	-34.16%
Restricted Grants-In-Aid - SFSF	0	0	0	-	\$0	0	0	-
Property Tax Allocation	380,334	271,026	(109,308)	-28.74%	\$31,695	57,891	26,197	82.65%
All Other Operating Revenue	867,645	951,925	84,280	9.71%	72,304	0	(72,304)	-100.00%
TOTAL REVENUE	\$9,257,365	\$9,429,609	\$172,244	1.86%	\$556,512	\$385,918	(\$170,594)	-30.65%
EXPENDITURES								
Salaries & Wages	\$5,551,083	\$5,574,274	(\$23,191)	0.42%	\$462,590	\$492,433	(\$29,843)	6.45%
Benefits	\$1,933,125	\$1,897,021	36,104	-1.87%	161,094	156,478	4,616	-2.87%
Services	\$2,032,147	\$1,721,404	310,743	-15.29%	169,346	198,714	(\$29,368)	17.34%
Supplies	\$296,721	\$239,946	56,775	-19.13%	24,727	9,534	15,193	-61.44%
Equipment	\$797,093	\$384,733	412,360	-51.73%	66,424	4,683	\$61,741	-92.95%
Debt	\$0	\$0	0	-	0	0	0	-
Other	\$146,976	\$171,459	(24,483)	16.66%	12,248	8,299	3,949	-32.24%
TOTAL EXPENSES	\$10,757,145	\$9,988,837	\$768,308	-7.14%	\$896,429	\$870,141	\$26,288	-2.93%
SURPLUS/DEFICIT	(\$1,499,780)	(\$559,228)	\$940,552	-62.71%	(\$339,917)	(\$484,223)	(\$144,306)	42.45%
OTHER USES/SOURCES								
Transfers/Advances In	400,461	419,166	18,705	4.67%	0	419,166	419,166	-
Transfers/Advances Out	0	49,616	49,616	-	0	49,616	49,616	-
All Other Financing Sources/(Uses)	17,380	12,722	(4,658)	-26.80%	664	0	\$664	-100.00%
NET SOURCES/USES	417,841	481,504	63,663	15.24%	664	468,782	469,446	70499.70%
BEGINNING CASH	\$6,792,758	\$6,792,753	(\$5)	0.00%	\$7,452,866	\$6,792,753	(\$660,113)	-8.86%
ENDING CASH	\$5,710,819	\$6,224,991	\$514,172	9.00%	\$7,113,613	\$6,224,991	(\$888,622)	-12.49%
ENCUMBRANCES	\$629,139	\$203,447	(\$425,692)	-67.66%	\$629,139	\$203,447	(\$425,692)	-67.66%
BUDGET RESERVE	\$0	\$0			\$0	\$0		
UNENCUMBERED CASH	\$5,081,680	\$6,021,544	\$939,864	18.50%	\$6,484,474	\$6,021,544	(\$462,930)	-7.14%

**HISTORICAL COMPARISON BY OBJECT
SOUTHEASTERN LOCAL SCHOOLS**

	FY 16 7/15-06/16	FY 17 7/16-06/17	% of Change	FY 18 7/17-06/18	% of Change	FY 19 7/18-06/19	% of Change
REVENUE							
General Property (Real Estate)	\$2,457,444	\$2,494,873	1.52%	\$2,601,370	4.27%	\$2,701,739	3.86%
Tangible Personal Property	229,709	232,706	1.30%	246,631	5.98%	280,117	13.58%
Income Tax	980,955	969,274	-1.19%	1,041,960	7.50%	1,123,141	7.79%
Unrestricted Grants-in-Aid	3,818,340	4,021,724	5.33%	4,129,584	2.68%	4,050,795	-1.91%
Restricted Grants-in-Aid	61,328	66,843	8.99%	67,443	0.90%	50,866	-24.58%
Restricted Grants-in-Aid - SFSF	0	0	-	0	-	0	-
Property Tax Allocation	372,158	382,408	2.75%	386,118	0.97%	271,026	-29.81%
All Other Operating Revenue	544,930	652,724	19.78%	840,562	28.78%	951,925	13.25%
TOTAL REVENUE	\$8,464,864	\$8,820,552	4.20%	\$9,313,668	5.59%	\$9,429,609	1.24%
EXPENDITURES							
Salaries & Wages	4,568,883	4,832,015	5.76%	5,225,092	8.13%	5,574,274	6.68%
Benefits	1,618,553	1,676,383	3.57%	1,799,309	7.33%	1,897,021	5.43%
Services	1,333,617	1,886,853	41.48%	1,864,119	-1.20%	1,721,404	-7.66%
Supplies	188,510	190,945	1.29%	289,336	51.53%	239,946	-17.07%
Equipment	91,172	77,818	-14.65%	41,845	-46.23%	384,733	819.42%
Debt	0	0	-	0	-	0	-
Other	120,820	162,570	34.56%	145,962	-10.22%	171,459	17.47%
TOTAL EXPENDITURES	\$7,921,555	\$8,826,584	11.42%	\$9,365,663	6.11%	\$9,988,837	6.65%
SURPLUS/DEFICIT	543,309	(6,032)	-101.11%	(51,995)	761.99%	(559,228)	975.54%
OTHER SOURCES/USES							
Advances/Transfers In	279,051	291,995	4.64%	388,797	33.15%	419,166	7.81%
Advances/Transfers Out	293,995	388,797	32.25%	399,536	2.76%	49,616	-87.58%
All Other Financing Sources	73,225	214,025	192.28%	154,015	-28.04%	12,722	-91.74%
Debt Service	0	0	-	0	-	0	-
NET SOURCES/USES	58,281	117,223	101.13%	143,276	22.23%	369,550	157.93%
BEGINNING CASH	\$5,988,692	\$6,590,282	10.05%	\$6,701,477	1.69%	\$6,792,753	1.36%
ENDING CASH	\$6,590,282	\$6,701,473	1.69%	\$6,792,758	1.36%	\$6,224,991	-8.36%
ENCUMBRANCES	111,436	\$139,980	25.61%	\$208,370	48.86%	\$203,447	-2.36%
UNENCUMBERED CASH	\$6,478,846	\$6,561,493	1.28%	\$6,584,388.00	0.35%	\$6,399,628	-2.81%
% of Salaries to Revenue	53.97%	54.78%		56.10%		59.11%	
% of Benefits to Revenue	19.12%	19.01%		19.32%		20.12%	
Total to Revenue	73.10%	73.79%		75.42%		79.23%	
Days of Operating Cash	298.52	272.08		256.61		233.85	

Southeastern Local Schools
Clark County, Ohio

General Fund Financial History/Projection

6/30/2019

Percent of Fiscal Year Complete

100.00%

	2018-19 Projection	2018-19 FYTD Actual	FYTD %
REVENUE			
General Property (Real Estate)	\$2,579,219.00	\$2,701,739.00	104.75%
Tangible Personal Property	\$231,362.00	\$280,117.00	121.07%
Income Tax	\$1,062,799.00	\$1,123,141.00	105.68%
Unrestricted Grants-in-Aid	\$4,080,398.00	\$4,050,795.00	99.27%
Restricted Grants-in-Aid	\$55,608.00	\$50,866.00	91.47%
Restricted Grants-in-Aid - SFSF	\$0.00	\$0.00	#DIV/0!
Property Tax Allocation	\$380,334.00	\$271,026.00	71.26%
All Other Operating Revenue	\$867,645.00	\$951,925.00	109.71%
TOTAL	\$9,257,365.00	\$9,429,609.00	101.86%
EXPENDITURES			
Salaries & Wages	\$5,551,083.00	\$5,574,274.00	100.42%
Benefits	\$1,933,125.00	\$1,897,021.00	98.13%
Services	\$2,032,147.00	\$1,721,404.00	84.71%
Supplies	\$296,721.00	\$239,946.00	80.87%
Equipment	\$797,093.00	\$384,733.00	48.27%
Debt	\$0.00	\$0.00	#DIV/0!
Other	\$146,976.00	\$171,459.00	116.66%
TOTAL	\$10,757,145.00	\$9,988,837.00	92.86%
SURPLUS/(DEFICIT)	(\$1,499,780.00)	(\$559,228.00)	(\$1,829,228.00)

Southeastern Local Schools
Explanation of Checks Over \$5,000

06/01/2019-06/31/2019

Check #	Vendor Name	Amount	Explanation
098033	Huntington National Bank	\$14,945.00	Debt Payment on Bus Garage
098047	Village of South Charleston	\$10,345.22	Officer Seagraves
098049	Clark County ESC	\$169,622.82	Related Services for June and July
098066	Clark County ESC	\$13,720.32	Sunset Academy and Online Course for Anthony Jones
098077	Delong Heating and Air	\$8,515.00	HVAC in the two Ag Rooms
996979	Payroll	\$275,201.42	June 5th Payroll
996983	Clark County ESC	\$10,547.30	Memo Check for Grant Reimbursement
996987	Payroll	\$250,795.92	June 20th Payroll
996990	Payroll	\$7,049.42	Board Portion of Medicaid
996991	EPC-Self Funded Medical Plan	\$77,404.18	Board Portion of Medical Benefits
997002	Foundation	\$143,695.48	County Board, STRS/SERS, Community Schools, Open Enrollment, ect•

-- Options Summary --

Output file: CHEKPY.TXT
Print options page? (Y,N) Y
Sort options: C
Sub-total by vendor (Y,N): N
Print missing check numbers. (Y,N): N
Check types to select. (D,I,M,P,R,T,W): D,I,M,P,R,T,W
Print vendor from PO or check. (P,C): C
Date Selection From: 06/01/2019
To: 06/30/2019
Summary or Detail report? (S,D) S
Single or Double space summary report? (S,D) S
Include or Exclude the following vendors?(I,E) I

BAT_CHEKPY executed by SE_BKITCHEN on node MVECA0:: at 10-JUL-2019 07:55:02.74

Date: 07/10/2019
 Time: 7:55 am

SOUTHEASTERN LOCAL SCHOOL
 SORT BY CHECK NUMBER
 CHECK DATES BETWEEN 06/01/2019 AND 06/30/2019
 WARRANT, REFUND, MEMO, INVEST, TRANSFER, DISTRIB, PAYROLL CHECKS

Page: 1
 (CHEKPY)

CHECK	TYPE	DATE	VENDOR	VENDOR	STATUS/DATE	BANK CODE	CHECK AMOUNT
098017	W	06/07/2019	Al Able Pest Doctors	034985	RECONCILED:06/30/2019	(Multi-bank check)	55.00
098018	W	06/07/2019	AT&T	033049	RECONCILED:06/30/2019		136.78
098019	W	06/07/2019	BRYN DEAN	031735	RECONCILED:06/30/2019		86.73
098020	W	06/07/2019	CARDINAL BUS SALES & SERVICE	011859	RECONCILED:06/30/2019		261.79
098021	W	06/07/2019	CARRIE Henry	031811	RECONCILED:06/30/2019		890.88
098022	W	06/07/2019	Cason Roofing, LLC	033141	RECONCILED:06/30/2019		731.88
098023	W	06/07/2019	CLARK COUNTY EDUCATIONAL SERVICE CENTER	002300	RECONCILED:06/30/2019	1	497.40
098024	W	06/07/2019	College Entrance Examination Board	033249	RECONCILED:06/30/2019		1,355.00
098025	W	06/07/2019	Columbus Customer Charges	007000	RECONCILED:06/30/2019		188.59
098026	W	06/07/2019	DARRICK RIGGS	032170	RECONCILED:06/30/2019		19.53
098027	W	06/07/2019	De Lage Landen	034335	RECONCILED:06/30/2019		2,270.10
098028	W	06/07/2019	Delong Heating & Air	033278	RECONCILED:06/30/2019		489.00
098029	W	06/07/2019	Fisher Auto Parts	035134	RECONCILED:06/30/2019		458.79
098030	W	06/07/2019	Geer Gas Corporation	010097	RECONCILED:06/30/2019		19.05
098031	W	06/07/2019	H. W. MANN & SONS	007650	RECONCILED:06/30/2019		320.00
098032	W	06/07/2019	Heather Voshall	880035	RECONCILED:06/30/2019		114.84
098033	W	06/07/2019	Huntington National Bank Attn: Cheri Scott-Geraci	034035	RECONCILED:06/30/2019		14,945.00
098034	W	06/07/2019	Joseph Pugh	034966	RECONCILED:06/30/2019		60.00
098035	W	06/07/2019	K-12 Business Consulting Inc	880117	RECONCILED:06/30/2019		4,250.00
098036	W	06/07/2019	KINCAIDS	006764	RECONCILED:06/30/2019		24.00
098037	W	06/07/2019	Koenig Equipment, Inc	880049	RECONCILED:06/30/2019		489.50
098038	W	06/07/2019	LOWE'S COMPANY	007430	RECONCILED:06/30/2019		535.80
098039	W	06/07/2019	Michael Seagraves	035143	RECONCILED:06/30/2019		60.00
098040	W	06/07/2019	Michael Stacy dba Stacy's Flooring	880112	RECONCILED:06/30/2019		2,005.00
098041	W	06/07/2019	Scenario Learning, LLC	032475	RECONCILED:06/30/2019	(Multi-bank check)	546.00
098042	W	06/07/2019	STARR TROPHY	000041	RECONCILED:06/30/2019	1	125.00
098043	W	06/07/2019	THYSSENKRUPP ELEVATOR CORP	005544	RECONCILED:06/30/2019		450.00
098044	W	06/07/2019	Time Warner Cable-SWO Division	035001	RECONCILED:06/30/2019		345.23
098045	W	06/07/2019	Treasurer of State Department of Admin Services	034981	RECONCILED:06/30/2019		60.00
098046	W	06/07/2019	WILSON PRINTING AND GRAPHICS	031158	RECONCILED:06/30/2019		266.87
098047	W	06/07/2019	VILLAGE OF S. CHARLESTON	013400	RECONCILED:06/30/2019		10,345.22
098048	W	06/14/2019	ANGI Kaverman	003211	RECONCILED:06/30/2019		200.00
098049	W	06/14/2019	CLARK COUNTY EDUCATIONAL SERVICE CENTER	002300	RECONCILED:06/30/2019		169,622.82
098050	W	06/14/2019	Clark State Community College Attn:OFC of Early Col. Prog	033882	RECONCILED:06/30/2019		3,097.72
098051	W	06/14/2019	Dean Foods	010970	RECONCILED:06/30/2019	1	83.23
098052	W	06/14/2019	EverWhite	034627	RECONCILED:06/30/2019		598.99
098053	W	06/14/2019	GORDON FOOD SERVICE	014629	RECONCILED:06/30/2019	1	1,654.52
098054	W	06/14/2019	In A Pinch	034671	RECONCILED:06/30/2019	1	1,017.00
098055	W	06/14/2019	JANTON COMPANY	006405	RECONCILED:06/30/2019		1,871.81
098056	W	06/14/2019	John Gummel	035145	RECONCILED:06/30/2019	1	828.24
098057	W	06/14/2019	MSC - 410526 Dollar General - Charge Sales	033584	RECONCILED:06/30/2019		58.15
098058	W	06/14/2019	MVECA	008305	RECONCILED:06/30/2019		3,376.05
098059	W	06/14/2019	NEOLA, Inc.	032628	RECONCILED:06/30/2019		1,432.00

Date: 07/10/2019
 Time: 7:55 am

SOUTHEASTERN LOCAL SCHOOL
 SORT BY CHECK NUMBER
 CHECK DATES BETWEEN 06/01/2019 AND 06/30/2019
 WARRANT, REFUND, MEMO, INVEST, TRANSFER, DISTRIB, PAYROLL CHECKS

Page: 2
 (CHEKPY)

CHECK	TYPE	DATE	VENDOR	VENDOR	STATUS/DATE	BANK CODE	CHECK AMOUNT
098060	W	06/14/2019	Nick Banion	034670			200.00
098061	W	06/14/2019	OIC of Clark County, Inc.	033136	RECONCILED:06/30/2019		395.00
098062	W	06/14/2019	SHOEMAKER'S GROCERY	011900			37.10
098063	W	06/14/2019	SHOEMAKER'S HOME CENTER	011950	RECONCILED:06/30/2019		133.54
098064	W	06/14/2019	W. R. HACKETT INC.,	005223	RECONCILED:06/30/2019	1	252.20
098065	W	06/17/2019	Burleson Law Offices, LLC	033353	RECONCILED:06/30/2019		1,178.75
098066	W	06/17/2019	CLARK COUNTY EDUCATIONAL SERVICE CENTER	002300	RECONCILED:06/30/2019		13,720.32
098067	W	06/17/2019	KINCAIDS	006764	RECONCILED:06/30/2019		60.00
098068	W	06/17/2019	MADISON/CHAMPAIGN CO. ESC	031839	RECONCILED:06/30/2019		60.00
098069	W	06/17/2019	MVECA	008305	RECONCILED:06/30/2019		2,925.91
098070	W	06/17/2019	OAEP Lisa McCullough, Treasurer	032169			75.00
098071	W	06/17/2019	SHERWIN WILLIAMS	002183	RECONCILED:06/30/2019		442.36
098072	W	06/17/2019	Studies Weekly by American Legacy Publishing	034124	RECONCILED:06/30/2019		2,146.50
098073	W	06/20/2019	CLARK COUNTY EDUCATIONAL SERVICE CENTER	002300	RECONCILED:06/30/2019		264.78
098074	W	06/20/2019	Clark County Juvenile Court	880124	RECONCILED:06/30/2019		378.00
098075	W	06/20/2019	Deborah Blessing	034897	RECONCILED:06/30/2019		30.00
098076	W	06/20/2019	DELANEY PLUMBING	003400	RECONCILED:06/30/2019		560.00
098077	W	06/20/2019	Delong Heating & Air	033278	RECONCILED:06/30/2019		8,515.00
098078	W	06/20/2019	Holly McCombs	033768	RECONCILED:06/30/2019		260.00
098079	W	06/20/2019	Lindsey Satchell	880118	RECONCILED:06/30/2019		25.00
098080	W	06/20/2019	MAINE'S COLLISION REPAIR	000013	RECONCILED:06/30/2019		485.00
098081	W	06/20/2019	MUSIC THEATER INT'L	008675			1,600.48
098082	W	06/20/2019	PCM-G, Inc.	030141	RECONCILED:06/30/2019		545.94
098083	W	06/20/2019	Rieck Mechanical Electrical Services	032731	RECONCILED:06/30/2019		495.52
098084	W	06/20/2019	SHERWIN WILLIAMS	002183	RECONCILED:06/30/2019		138.55
098085	W	06/27/2019	American Fidelity Administrive Services, LLC	034825	RECONCILED:06/30/2019		50.25
098086	W	06/27/2019	Bakers Locksmithing Services	035024			535.00
098087	W	06/27/2019	C H Health Services Compnay Mercy Health-Occupational He	002395			53.00
098088	W	06/27/2019	CARDINAL BUS SALES & SERVICE	011859			169.61
098089	W	06/27/2019	Columbus Customer Charges	007000			86.85
098090	W	06/27/2019	Commercial Cleaning Professionals	032370			765.00
098091	W	06/27/2019	COMPUTER FUN	002840			243.60
098092	W	06/27/2019	DAVID MORROW	008609	RECONCILED:06/30/2019		29.00
098093	W	06/27/2019	DAYTON POWER AND LIGHT COMPANY	032183			1,671.07
098094	W	06/27/2019	De Lage Landen	034335			2,270.10
098095	W	06/27/2019	IRA TRAVIS	013046			117.16
098096	W	06/27/2019	Kennedy Cottrell Richards LLC	880121			750.00
098097	W	06/27/2019	Levin Porter Associates, Inc	035178			4,194.00
098098	W	06/27/2019	MADISON/CHAMPAIGN ESC Attn: Scott Howell	002124			1,314.84
098099	W	06/27/2019	Megacity Fire Protection	034142			768.80
098100	W	06/27/2019	Rieck Mechanical Electrical	032731			439.41

Date: 07/10/2019
 Time: 7:55 am

SOUTHEASTERN LOCAL SCHOOL
 SORT BY CHECK NUMBER
 CHECK DATES BETWEEN 06/01/2019 AND 06/30/2019
 WARRANT, REFUND, MEMO, INVEST, TRANSFER, DISTRIB, PAYROLL CHECKS

Page: 3
 (CHEKPY)

CHECK	TYPE	DATE	VENDOR	VENDOR	STATUS/DATE	BANK CODE	CHECK AMOUNT

Services							
098101	W	06/27/2019	SHOEMAKER'S HOME CENTER	011950			631.02
098102	W	06/27/2019	Sports Imports	034246		1	870.00
098103	W	06/27/2019	Transportation Accessories	036467			564.92
098104	W	06/27/2019	VECTREN ENERGY DELIVERY	003350			85.42
098105	W	06/27/2019	WESTWATER SPLY,INC.	020599			337.38
996979	C	06/05/2019	PAYROLL	900005		(Multi-bank check)	275,201.42
996983	M	06/07/2019	CLARK COUNTY EDUCATIONAL SERVI	902300			10,547.30
996984	M	06/10/2019	CORRECTING ENTRY	900038			782.00
996985	M	06/11/2019	CORRECTING ENTRY	900038			17,186.00
996986	M	06/13/2019	CORRECTING ENTRY	900038			2,795.00
996987	C	06/20/2019	PAYROLL	900005		(Multi-bank check)	250,795.92
996988	M	06/18/2019	RETIREMENT STRS	900001			4,627.10
996989	M	06/18/2019	RETIREMENT SERS	900002			625.00
996990	M	06/18/2019	PAYROLL	900005		(Multi-bank check)	7,049.42
996991	M	06/18/2019	EPC-Self-Funded Medical Plan	900052		1 (Multi-bank check)	77,404.18
996992	M	06/18/2019	EPC Dental/Vision Benefit Plan	900053		(Multi-bank check)	4,340.23
Dental Plan							
996993	M	06/18/2019	EPC-Dental/Vision Benefit Plan	900054		(Multi-bank check)	1,347.32
Vision Plan							
996994	M	06/18/2019	Sun Life Assurance	900055		(Multi-bank check)	433.44
Company of Canada							
996995	M	06/18/2019	CORRECTING ENTRY	900038			1,398.02
996996	M	06/18/2019	CORRECTING ENTRY	900038			234.88
996997	M	06/18/2019	CORRECTING ENTRY	900038			1,436.63
996998	M	06/18/2019	CORRECTING ENTRY	900038			4,058.62
996999	M	06/20/2019	CORRECTING ENTRY	900038			8,213.32
997000	M	06/24/2019	CORRECTING ENTRY	900038			1,146.00
997001	M	06/26/2019	SECURITY NATIONAL BANK	900042		(Multi-bank check)	4,626.87
997002	M	06/28/2019	FOUNDATION	900014		(Multi-bank check)	143,695.48
997003	M	06/28/2019	CORRECTING ENTRY	900038			378.00
997004	M	06/28/2019	CORRECTING ENTRY	900038			41.10
997005	M	06/28/2019	CORRECTING ENTRY	900038			1,638.35
997007	M	06/28/2019	CORRECTING ENTRY	900038			42,840.65
997008	M	06/28/2019	CORRECTING ENTRY	900038			2,811.47
997009	M	06/30/2019	SECURITY NATIONAL BANK	900042			100.00
997010	M	06/30/2019	EPC-Self-Funded Medical Plan	900052		1	1,621.59
997011	M	06/30/2019	CORRECTING ENTRY	900038			222.94
997012	T	06/30/2019	TRANSFERS	900041			388,914.03
997013	T	06/30/2019	TRANSFERS	900041			16,796.01
997014	T	06/30/2019	TRANSFERS	900041			4,570.49
997015	T	06/30/2019	TRANSFERS	900041			8,885.48
997016	T	06/30/2019	ADVANCE	900050			1,802.75
997017	T	06/30/2019	ADVANCE	900050			42,840.65
997018	T	06/30/2019	ADVANCE	900050			4,972.40

V VOIDED CHECKS			0	CHECK TOTALS		0.00	
R RECONCILED CHECKS			65	CHECK TOTALS		259,275.13	

W WARRANT CHECKS			89	CHECK TOTALS		277,114.89	
M MEMO CHECKS			27	CHECK TOTALS		341,600.91	
B REFUND CHECKS			0	CHECK TOTALS		0.00	

Date: 07/10/2019
Time: 7:55 am

SOUTHEASTERN LOCAL SCHOOL
SORT BY CHECK NUMBER
CHECK DATES BETWEEN 06/01/2019 AND 06/30/2019
WARRANT, REFUND, MEMO, INVEST, TRANSFER, DISTRIB, PAYROLL CHECKS

Page: 4
(CHEKPY)

CHECK	TYPE	DATE	VENDOR	VENDOR	STATUS/DATE	BANK CODE	CHECK AMOUNT
I	INVESTMENT CHECKS		0		CHECK TOTALS		0.00
T	TRANSFER CHECKS		7		CHECK TOTALS		468,781.81
D	DISTRIBUTION CHECKS		0		CHECK TOTALS		0.00
C	PAYROLL CHECKS		2		CHECK TOTALS		525,997.34
	MISSING CHECKS		0				
**	TOTAL CHECKS (LESS VOIDED)		125	**	TOTAL NET		1,613,494.95
***	TOTAL CHECKS WRITTEN		125	***	GRAND TOTALS		1,613,494.95

-- Options Summary --

Output file: SM2M.TXT
Print options page? (Y,N) Y
Fiscal Year: 2019
Beginning Month: 6
Ending Month: 6

BAT_SM2M executed by SE_BKITCHEN on node MVECA0:: at 10-JUL-2019 07:30:41.35

DATE: 07/10/2019
 TIME: 07:30:41

FORM SM-2
 OHIO DEPARTMENT OF EDUCATION - OFFICE OF SCHOOL MANAGEMENT ASSISTANCE
 ANNUAL SPENDING PLAN (CURRENT OPERATION - GENERAL FUND ONLY - O.R.C. 5705.391)

PAGE: 1

SCHOOL DISTRICT: SOUTHEASTERN LOCAL SCHOOL IRN # 046276 COUNTY: CLARK FISCAL YEAR: 2019 MONTH: 06

	MONTHLY ESTIMATE	MONTHLY ACTUAL	MONTHLY DIFFERENCE	FISCAL YTD ESTIMATE	FISCAL YTD ACTUAL	FISCAL YTD DIFFERENCE
REVENUES						
01.010 General Property (Real Estate)	0	0	0	0	2,701,739	2,701,739
01.020 Tangible Personal Property Tax	0	0	0	0	280,117	280,117
01.030 Income Tax	0	0	0	0	1,123,141	1,123,141
01.035 Unrestricted Grants-in-Aid	0	324,976	324,976	0	4,050,795	4,050,795
01.040 Restricted Grants-in-Aid	0	3,051	3,051	0	50,866	50,866
01.045 Restricted Grants-in-Aid - SFSF	0	0	0	0	0	0
01.050 Property Tax Allocation	0	0	0	0	271,026	271,026
01.060 All Other Operating Revenue	0	57,891	57,891	0	951,925	951,925
01.070 Total Revenue	0	385,918	385,918	0	9,429,609	9,429,609
OTHER FINANCING SOURCES						
02.010 Proceeds from Sale of Notes	0	0	0	0	0	0
02.020 State Emergency Loans & Advancements (Approved)	0	0	0	0	0	0
02.040 Operating Transfers-In	0	0	0	0	0	0
02.050 Advances-In	0	0	0	0	399,536	399,536
02.060 All Other Financing Sources	0	42,304	42,304	0	73,434	73,434
02.070 Total Other Financing Sources	0	42,304	42,304	0	472,970	472,970
02.080 Total Revenues and Other Financing Sources	0	428,222	428,222	0	9,902,579	9,902,579
EXPENDITURES						
03.010 Personal Services	0	492,433	492,433	0	5,574,274	5,574,274
03.020 Employees' Retirement/Insurance Benefits	0	156,478	156,478	0	1,897,021	1,897,021
03.030 Purchased Services	0	198,714	198,714	0	1,721,404	1,721,404
03.040 Supplies and Materials	0	9,534	9,534	0	239,946	239,946
03.050 Capital Outlay	0	4,683	4,683	0	384,733	384,733
03.060 Intergovernmental	0	0	0	0	0	0
04.010 Debt Service: All Principal (Historical)	0	0	0	0	0	0
04.020 Debt Service: Principal - Notes	0	0	0	0	0	0
04.030 Debt Service: Principal - State Loans	0	0	0	0	0	0
04.040 Debt Service: Principal - State Advancements	0	0	0	0	0	0
04.050 Debt Service: Principal - HB 264 Loans	0	0	0	0	0	0
04.055 Debt Service: Principal - Other	0	0	0	0	0	0
04.060 Debt Service: Interest and Fiscal Charges	0	0	0	0	0	0
04.300 Other Objects	0	8,299	8,299	0	171,459	171,459
04.500 Total Expenditures	0	870,141	870,141	0	9,988,837	9,988,837
OTHER FINANCING USES						
05.010 Operating Transfers - Out	0	419,166	419,166	0	419,166	419,166
05.020 Advances - Out	0	49,616	49,616	0	49,616	49,616
05.030 All Other Financing Uses	0	0	0	0	12,722	12,722
05.040 Total Other Financing Uses	0	468,782	468,782	0	481,504	481,504
05.050 Total Expenditure and Other Financing Uses	0	1,338,923	1,338,923	0	10,470,341	10,470,341
06.010 Excess Rev & Oth Financing Sources over(under) Exp &	0	910,701-	910,701-	0	567,762-	567,762-
07.010 Beginning Cash Balance	0	7,135,692	7,135,692	0	6,792,753	6,792,753
07.020 Ending Cash Balance	0	6,224,991	6,224,991	0	6,224,991	6,224,991
08.010 Outstanding Encumbrances	0	203,447	203,447	0	203,447	203,447

-- Options Summary --

Summary or Detail Report? (S,D) D
Output file: FINSUMM.TXT
Type: CSV
Print options page? (Y,N) Y
Generate FINDET report for comparison? (Y,N) Y
Sort options: FS
Include future encumbrance amounts? (Y,N) N
Include accounts with zero amounts? (Y,N) N
Include accounts which are no longer active? (Y,N,I) N

BAT_FINSUM executed by SE_BKITCHEN on node MVECA0:: at 3-JUL-2019 13:53:49.43

Date: 07/03/2019
 Time: 1:53 pm

SOUTHEASTERN LOCAL SCHOOL
 Financial Report by Fund/SCC

Fund #	Fund Description	FYTD Receipts	MTD Expenditures	FYTD Expenditures	Current Fund Balance	Current Encumbrances	Unencumbered Fund Balance	Bank Code
001 0000	CASH CONTROL - GENERAL FUND							
	6,690,892.41	428,221.40	9,898,891.15	1,338,922.49	10,467,838.68	6,121,944.88	203,446.60	5,918,498.28
001 9018	Chromebook							
	976.64-	0.00	3,687.00	0.00	2,500.00	210.36	0.00	210.36
001 9412	GENERAL SET ASIDE (5%)							
	102,837.52	0.00	0.00	0.00	0.00	102,837.52	0.00	102,837.52
003 0000	GENERAL INTEREST							
	1,248,379.88	20,241.51	1,424,763.28	0.00	8,229.00	2,664,914.16	0.00	2,664,914.16
003 9001	PERMANENT IMPROVEMENT VOTED							
	1,165,682.77-	0.00	373,564.42	29,704.80	260,788.00	1,052,906.35-	1,590,134.36	2,643,040.71-
003 9003	AUDITORIUM RENOVATION							
	848.38	0.00	0.00	0.00	0.00	848.38	0.00	848.38
003 9019	Multi-Purpose							
	0.00	0.00	0.00	0.00	37,984.68	37,984.68-	1,548,565.32	1,586,550.00-
006 0000	LUNCHROOM CASH CONTROL							
	0.00	389,043.53	594,298.33	13,460.10	594,298.33	0.00	554.38	554.38- 1
018 9081	PRINCIPAL'S SUPPORT - MIAMI VIEW							
	1,582.92	0.00	65.00	497.40	1,353.43	294.49	0.00	294.49 1
018 9082	PRINCIPAL'S SUPPORT - HIGH SCHOOL							
	0.00	16,796.01	18,049.41	125.00	18,049.41	0.00	0.00	0.00 1
018 9281	MIDDLE SCHOOL PRINCIPAL'S SUPPORT							
	3,317.47	0.00	2,740.09	0.00	4,072.33	1,985.23	687.69	1,297.54
019 9091	MIAMI VIEW WORKROOM/LOUNGE							
	491.25	0.00	349.26	0.00	112.66	727.85	0.00	727.85 1
019 9092	TEACHER'S LOUNGE - HIGH SCHOOL							
	401.99	0.00	297.05	0.00	123.19	575.85	102.99	472.86
022 9012	Wellness Incentive							
	8,970.85	0.00	0.00	0.00	0.00	8,970.85	0.00	8,970.85
022 9013	Julia Salyers Memorial Fund							
	377.00	0.00	25.00	0.00	0.00	402.00	0.00	402.00
022 9014	Jerry South Memorial Fund							
	397.84	0.00	0.00	0.00	0.00	397.84	0.00	397.84

*** NOTE!! ONLY ACTIVE ACCOUNTS HAVE BEEN SELECTED, TOTALS MAY EXCLUDE AMOUNTS THAT ARE RELATED TO INACTIVE ACCOUNTS.

Date: 07/03/2019
 Time: 1:53 pm

SOUTHEASTERN LOCAL SCHOOL
 Financial Report by Fund/SCC

Fund #	Fund Description	FYTD Receipts	MTD Expenditures	FYTD Expenditures	Current Fund Balance	Current Encumbrances	Unencumbered Fund Balance	Bank Code	
022 9081	PRINCIPAL'S FUND/STAFF RECOGNITION	3,844.70-	4,570.49	4,628.45	0.00	0.00	783.75	783.75	0.00
022 9082	PRINCIPAL'S FUND/STAFF RECOGNITION	573.35	0.00	190.87	0.00	1,365.51	601.29-	0.00	601.29-
022 9208	2008 Section 125	26.17	0.00	0.00	0.00	0.00	26.17	0.00	26.17
022 9281	PRINCIPAL'S FUND/STAFF RECOGNITION	0.00	8,885.48	8,885.48	0.00	8,191.66	693.82	693.82	0.00
027 0000	BWC Distribution Account	67,608.76	170.00	20,281.61	0.00	18,457.00	69,433.37	12,648.00	56,785.37
200 9000	Washington DC Trip	3,346.34	0.00	22,190.00	0.00	22,764.00	2,772.34	0.00	2,772.34
200 9009	Class of 2009	0.00	0.00	0.00	0.00	0.00	0.00	433.95	433.95-
200 9013	Class of 2013	816.46	0.00	0.00	0.00	0.00	816.46	0.00	816.46
200 9014	Class of 2014	250.00	0.00	0.00	0.00	0.00	250.00	0.00	250.00
200 9015	Class of 2015	187.01	0.00	0.00	0.00	0.00	187.01	0.00	187.01
200 9016	Class of 2016	381.97	0.00	0.00	0.00	0.00	381.97	0.00	381.97
200 9017	Class of 2017	181.27-	0.00	0.00	0.00	0.00	181.27-	75.00	256.27-
200 9018	Class of 2018	1,679.47-	0.00	0.00	0.00	0.00	1,679.47-	0.00	1,679.47-
200 9019	Class of 2019	150.85-	0.00	618.00	0.00	412.19	54.96	78.50	23.54-
200 9020	Class of 2020	571.87	0.00	3,778.50	146.73	3,616.04	734.33	0.00	734.33
200 9021	Class of 2021	115.00	0.00	34.00	0.00	0.00	149.00	0.00	149.00

*** NOTE!! ONLY ACTIVE ACCOUNTS HAVE BEEN SELECTED, TOTALS MAY EXCLUDE AMOUNTS THAT ARE RELATED TO INACTIVE ACCOUNTS.

Date: 07/03/2019
 Time: 1:53 pm

SOUTHEASTERN LOCAL SCHOOL
 Financial Report by Fund/SCC

Fund #	Fund Description	FYTD Receipts	MTD Expenditures	FYTD Expenditures	Current Fund Balance	Current Encumbrances	Unencumbered Fund Balance	Bank Code
200 9022	Class of 2022	65.00	0.00	0.00	65.00	0.00	65.00	
	0.00	0.00						
200 9201	FUTURE FARMERS OF AMERICA	20,050.60	2,910.78	20,712.39	2,931.22	1,020.00	1,911.22	
	3,593.01	285.60						
200 9202	FAMILIES CAREERS & COMMUNITY LEADERS OF AMERI	8,328.95	1,112.00	7,805.75	3,121.42	15.94	3,105.48	1
	2,598.22	0.00						
200 9203	FUTURE EDUCATORS OF AMERICA	0.00	0.00	0.00	119.74	0.00	119.74	
	119.74	0.00						
200 9205	NATIONAL HONOR SOCIETY	170.00	0.00	385.00	140.44	0.00	140.44	1
	355.44	0.00						
200 9206	STUDENT COUNCIL - HI SCHOOL	3,642.03	0.00	456.50	456.50	0.00	456.50	
	3,642.03	0.00						
200 9207	ACHIEVEMENT THRU TEAMWORK	0.00	0.00	0.00	668.01	0.00	668.01	
	668.01	0.00						
200 9208	Spanish Club	0.00	0.00	145.49	183.53	0.00	183.53	
	329.02	0.00						
200 9209	E3 (Encourage, Empower, Educate) Committee	2,500.00	0.00	1,733.37	3,277.83	0.00	3,277.83	
	2,511.20	0.00						
200 9210	SPIRIT CLUB	3,812.75	243.60	5,575.63	2,403.94	0.00	2,403.94	
	4,166.82	0.00						
200 9215	LAND LAB	0.00	0.00	0.00	264.28	0.00	264.28	
	264.28	0.00						
200 9216	MIAMI VIEW MIDDLE SCHOOL STUDENT COUNCIL	1,608.92	0.00	1,147.75	4,631.78	0.00	4,631.78	1
	4,170.61	0.00						
200 9217	Jr. High Student Council	1,080.00	0.00	1,384.94	4,838.30	0.00	4,838.30	
	5,143.24	0.00						
200 9222	S.A.D.D. CASH	0.00	0.00	0.00	206.74	0.00	206.74	
	206.74	0.00						
200 9225	H20 HELP TO OTHERS	0.00	0.00	0.00	1,096.82	0.00	1,096.82	
	1,096.82	0.00						
200 9226	Art Club	200.00	0.00	94.89	1,973.69	375.00	1,598.69	
	1,868.58	0.00						

*** NOTE!! ONLY ACTIVE ACCOUNTS HAVE BEEN SELECTED, TOTALS MAY EXCLUDE AMOUNTS THAT ARE RELATED TO INACTIVE ACCOUNTS.

Date: 07/03/2019
 Time: 1:53 pm

SOUTHEASTERN LOCAL SCHOOL
 Financial Report by Fund/SCC

Fund #	Fund Description	FYTD Receipts	MTD Expenditures	FYTD Expenditures	Current Fund Balance	Current Encumbrances	Unencumbered Fund Balance	Bank Code
300 9302	BAND 9,707.48	0.00	8,213.32	9,707.48	0.00	0.00	0.00	
300 9303	CHEERLEADERS - HI SCHOOL 419.53-	0.00	0.00	11,047.47	3,445.00-	0.00	3,445.00-	
300 9304	CHOIR - HI SCHOOL 755.43	0.00	0.00	0.00	755.43	0.00	755.43	
300 9305	DRAMA - HI SCHOOL 10,292.93	0.00	1,600.48	4,765.34	10,804.29	209.85	10,594.44	
300 9306	Bowling Club 5,265.15-	0.00	0.00	1,664.00	6,379.15-	637.00	7,016.15-	
300 9308	TROJAN TIMES 1.66	0.00	0.00	0.00	1.66	0.00	1.66	
300 9309	YEARBOOK 4,970.05-	305.00	0.00	2,476.75	5,461.80-	0.00	5,461.80-	
300 9312	Wrestling Club 8,406.34-	0.00	0.00	1,700.86	9,779.20-	2,585.30	12,364.50-	
300 9313	CHEERLEADERS - MIAMI VIEW 1,580.78	0.00	0.00	7,140.90	3,122.24-	0.00	3,122.24-	
300 9320	ATHLETICS - HI SCHOOL 873.97	2,265.00	870.00	59,106.68	6,109.82	2,685.77	3,424.05	1
300 9330	ATHLETICS MIAMI VIEW 1,041.48	0.00	747.00	10,966.87	2,897.39-	166.98	3,064.37-	1
416 9798	LOCAL PROFESSIONAL DEVELOPMENT BLOCK GRANT 0.00	0.00	838.00-	0.00	0.00	0.00	0.00	
432 9408	2008 EMIS 0.00	0.00	378.00-	0.00	0.00	0.00	0.00	
450 9407	SCHOOLNET 0.01	0.00	0.00	0.00	0.01	0.00	0.01	
451 9018	Public Schools Connectivity 0.00	0.00	2,811.47-	0.00	0.00	0.00	0.00	
451 9019	ITO 0.00	0.00	2,588.53	5,400.00	0.00	0.00	0.00	

*** NOTE!! ONLY ACTIVE ACCOUNTS HAVE BEEN SELECTED, TOTALS MAY EXCLUDE AMOUNTS THAT ARE RELATED TO INACTIVE ACCOUNTS.

Date: 07/03/2019
 Time: 1:53 pm

SOUTHEASTERN LOCAL SCHOOL
 Financial Report by Fund/SCC

Fund #	Fund Description	FYTD Receipts	MTD Expenditures	FYTD Expenditures	Current Fund Balance	Current Encumbrances	Unencumbered Fund Balance	Bank Code
459 9903	OHIO READS GRANT 300.00	0.00	0.00	0.00	300.00	0.00	300.00	
459 9905	OHIO READS 2,000.00	0.00	0.00	0.00	2,000.00	0.00	2,000.00	
460 9200	SUMMER INTERVENTION 0.00	0.00	308.00-	0.00	0.00	0.00	0.00	
461 9019	5th Qrt Grant 0.00	1,802.75	3,636.36	1,679.45	3,636.36	0.00	0.00	
499 9014	Early Literacy Grant 7,805.06	0.00	0.00	0.00	7,805.06	0.00	7,805.06	
499 9019	SCHOOL SAFETY 0.00	0.00	4,084.95	0.00	4,084.95	0.00	4,084.95	
499 9107	Project Lead the Way 0.45	0.00	0.00	0.00	0.45	0.00	0.45	
499 9118	Strategies "Secondary Transition" 459.00	0.00	0.00	459.00	0.00	0.00	0.00	
499 9900	BUILDING INCENTIVE 128.59	0.00	0.00	0.00	128.59	0.00	128.59	
516 919R	6B IDEA RESTORATION 0.00	42,840.65	42,840.65	42,840.65	0.00	0.00	0.00	
516 9602	TITLE IV-B 2002 0.56	0.00	0.00	0.00	0.56	0.00	0.56	
516 9618	IDEA PART B 0.00	0.00	13,005.98	0.00	13,005.98	0.00	0.00	
516 9619	IDEA 0.00	44,892.01	139,898.33	16,695.01	137,383.49	2,514.84	658.79	1,856.05
572 9218	TITLE I 3,034.60	0.00	21,683.97	636.09-	24,718.57	0.00	0.00	0.00
572 9219	Title I 0.00	41,376.66	135,447.92	14,146.25	133,121.85	2,326.07	0.00	2,326.07
573 9302	TITLE VI-INNOVATIVE 1.00	0.00	0.00	0.00	1.00	0.00	1.00	

*** NOTE!! ONLY ACTIVE ACCOUNTS HAVE BEEN SELECTED, TOTALS MAY EXCLUDE AMOUNTS THAT ARE RELATED TO INACTIVE ACCOUNTS.

Date: 07/03/2019
 Time: 1:53 pm

SOUTHEASTERN LOCAL SCHOOL
 Financial Report by Fund/SCC

Fund #	Fund Description	FYTD Receipts	MTD Expenditures	FYTD Expenditures	Current Fund Balance	Current Encumbrances	Unencumbered Fund Balance	Bank Code
590 9019	Improving Teacher Quality	24,030.60	24,030.60	24,030.60	0.00	0.00	0.00	
	0.00 24,030.60							
599 9018	Title IV-A Student Support & Academic Enrichm	0.00	0.00	0.00	19.08	0.00	19.08	
	19.08 0.00 0.00							
599 9019	Title IV-A Student Support and Academic	17,964.32	17,964.32	17,964.32	0.00	0.00	0.00	
	0.00 17,964.32							
GRAND TOTALS:								
	7,002,249.45	1,043,691.01	12,916,758.34	1,513,526.95	12,000,734.99	7,918,272.80	3,366,558.99	4,551,713.81

*** NOTE!! ONLY ACTIVE ACCOUNTS HAVE BEEN SELECTED, TOTALS MAY EXCLUDE AMOUNTS THAT ARE RELATED TO INACTIVE ACCOUNTS.