

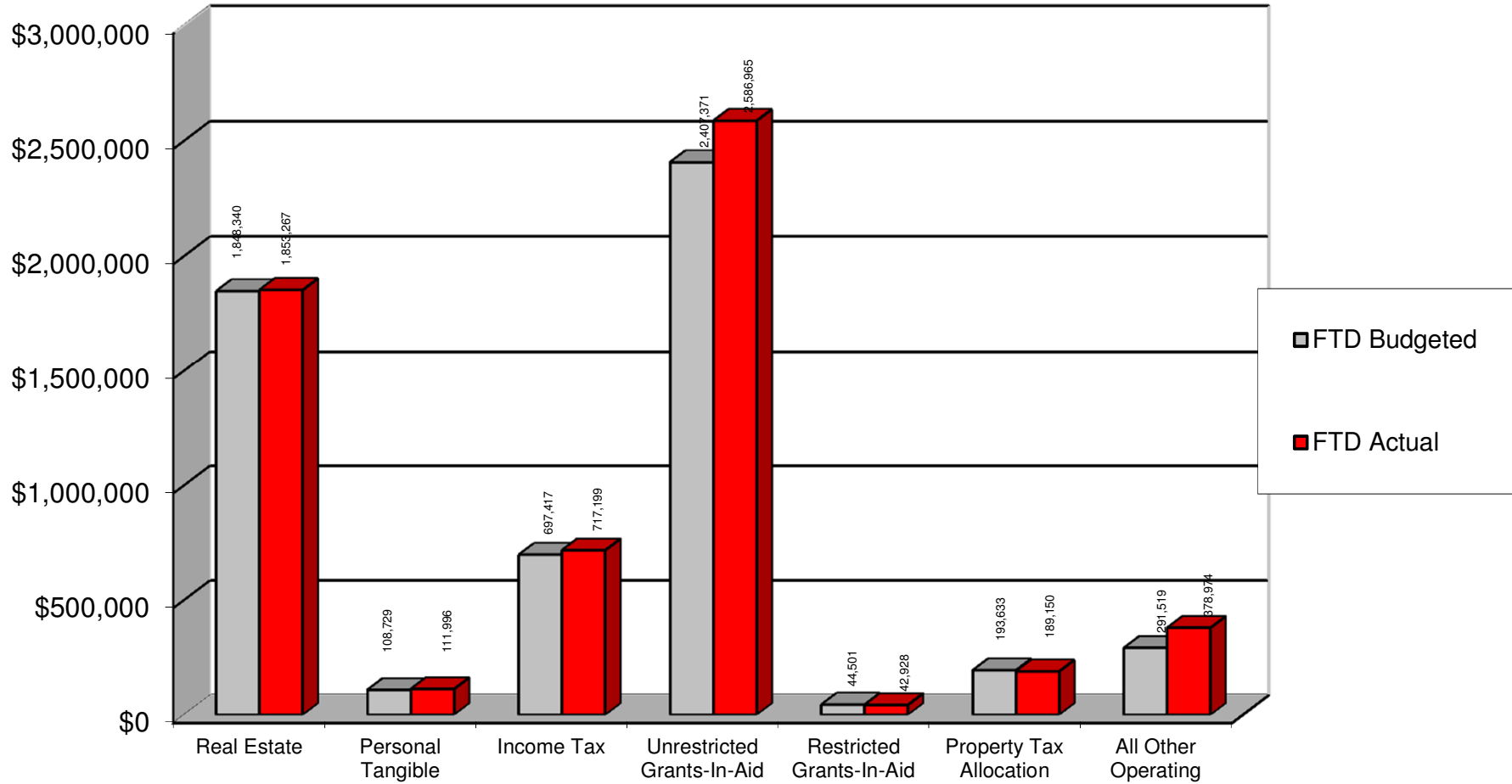
SOUTHEASTERN LOCAL SCHOOL DISTRICT

FINANCIAL REPORT

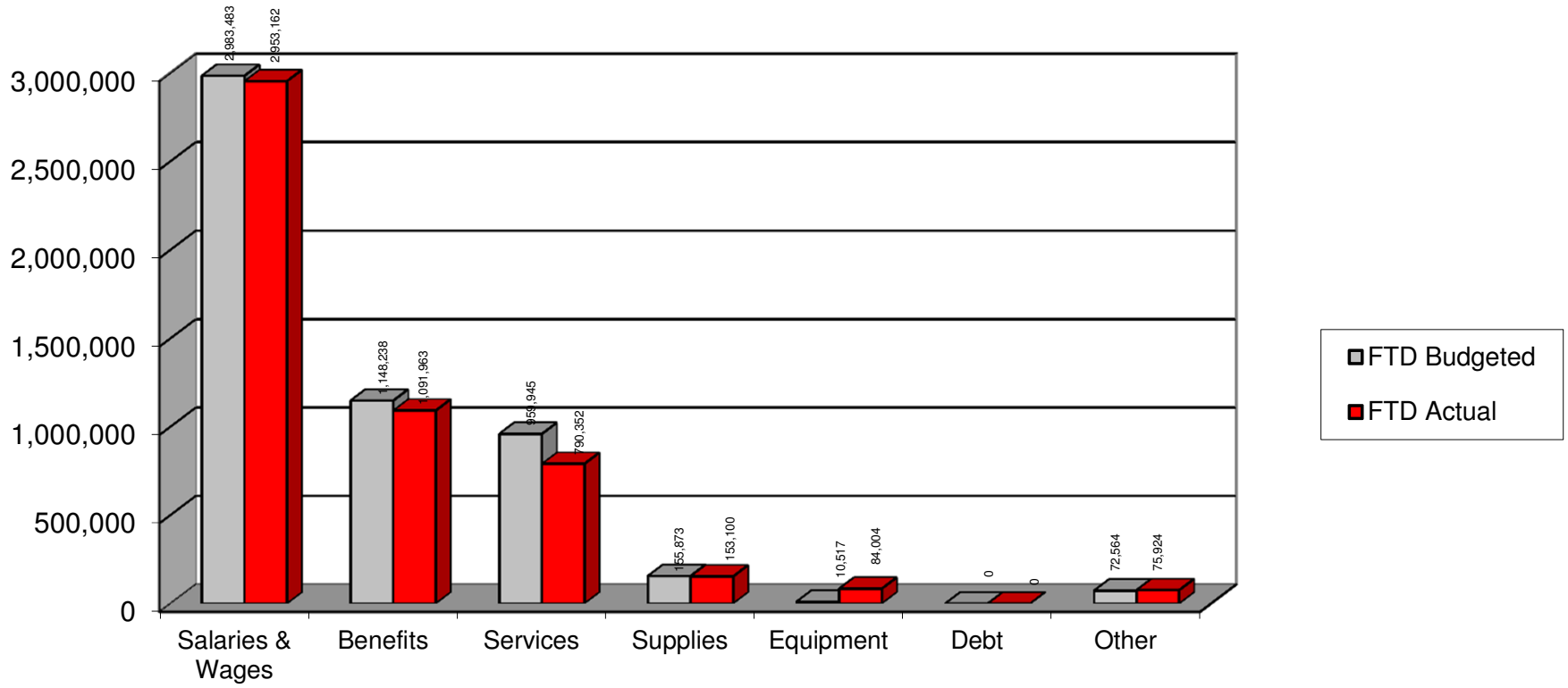
02/29/2016



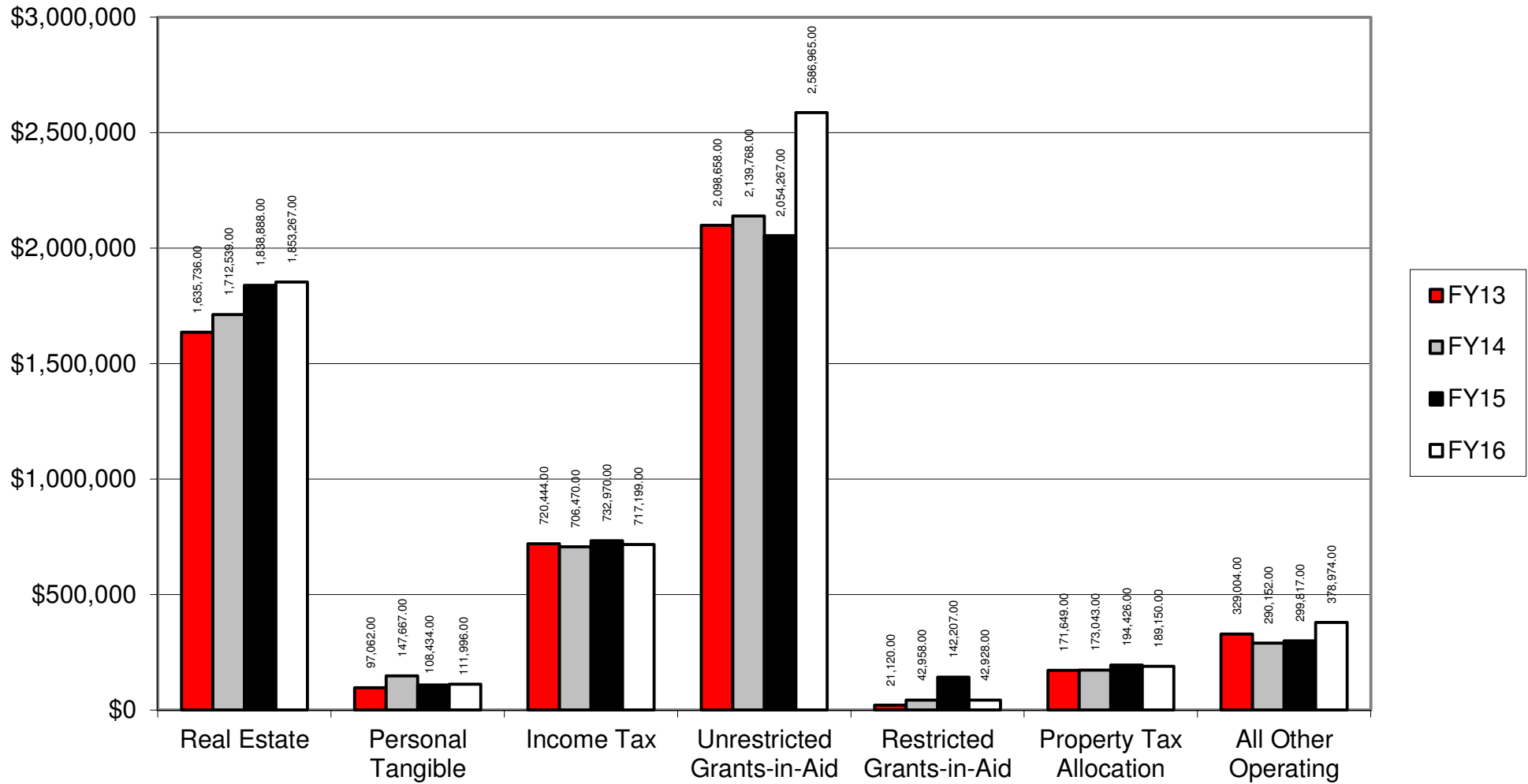
FTD BUDGETED vs. FTD ACTUAL



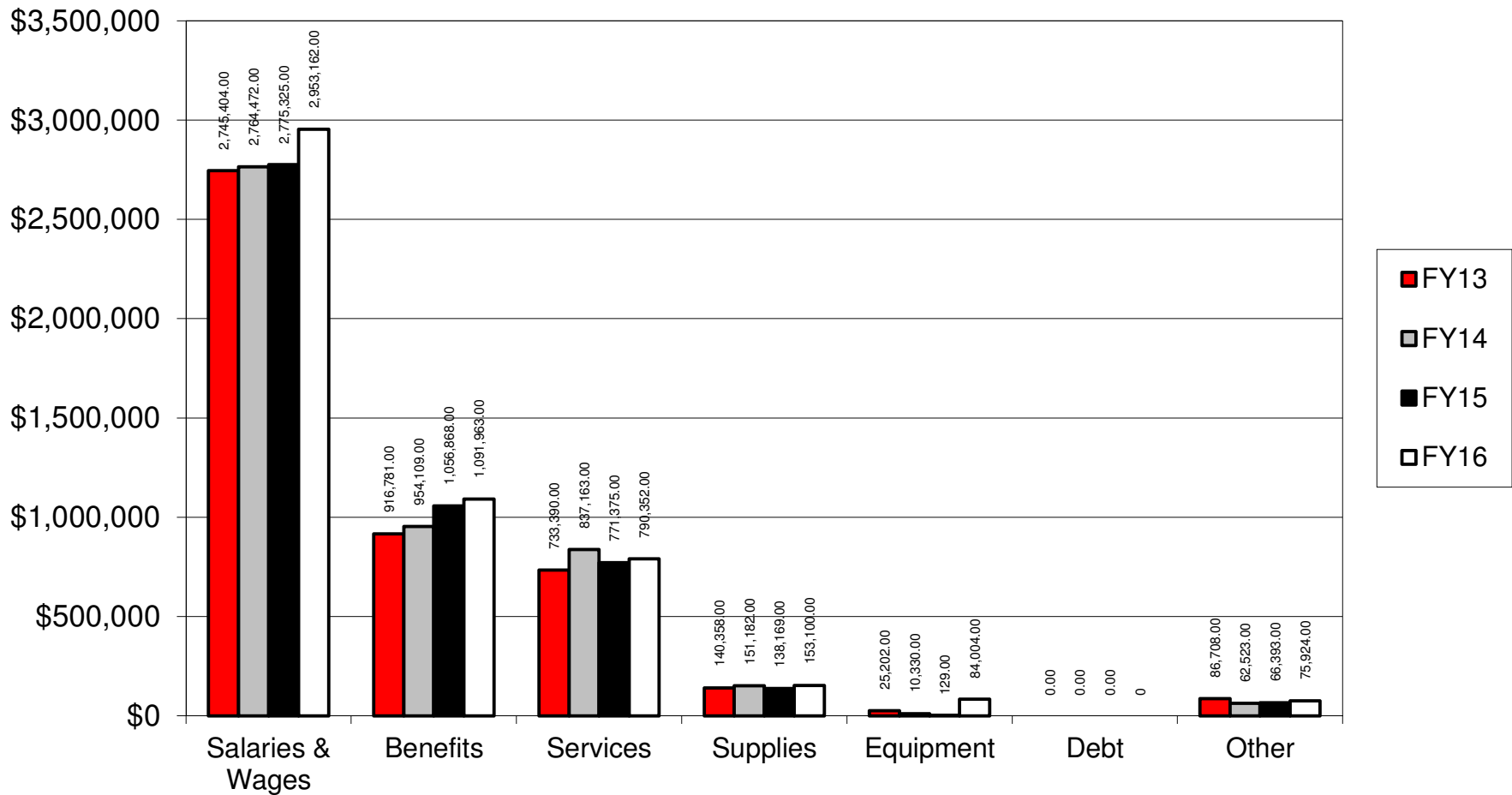
FTD BUDGETED vs. FTD ACTUAL



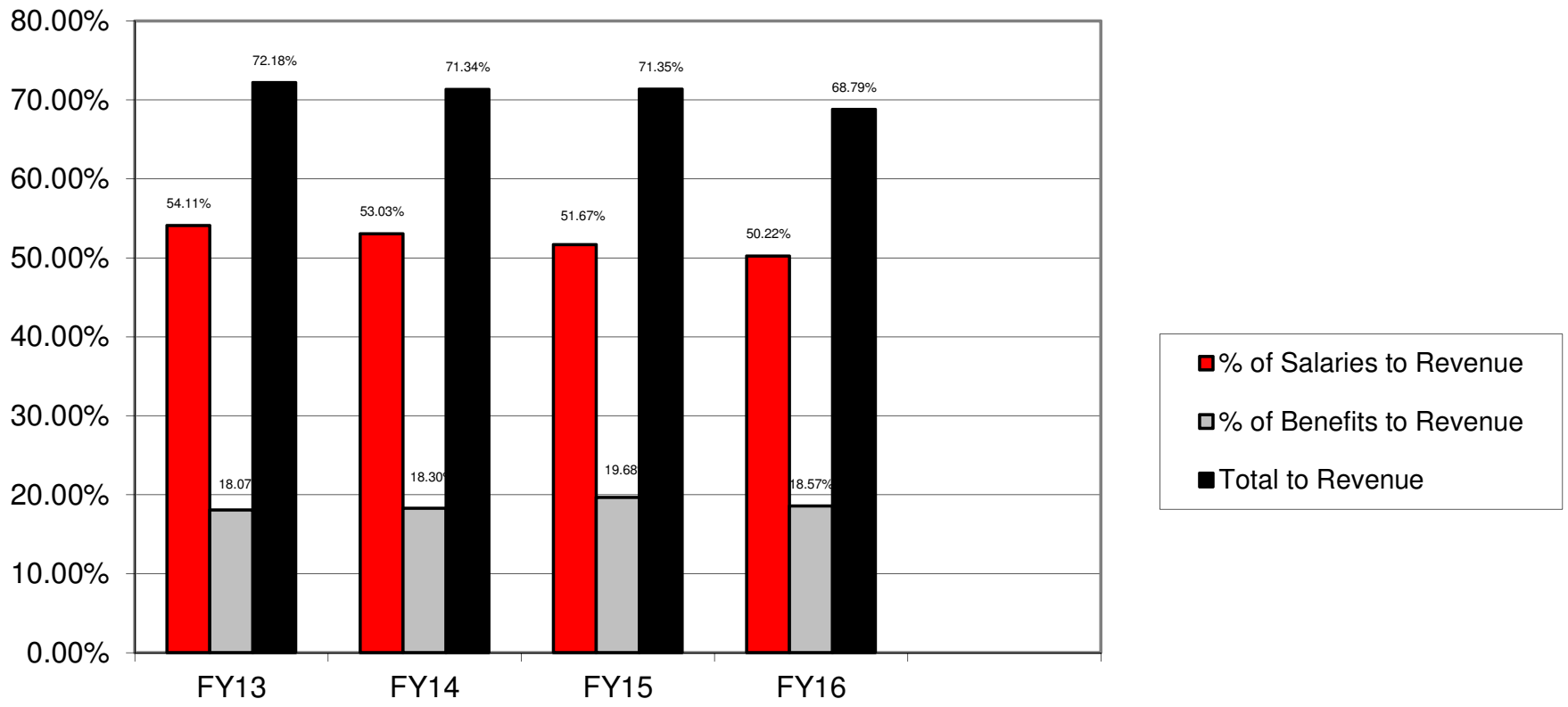
HISTORICAL REVENUE



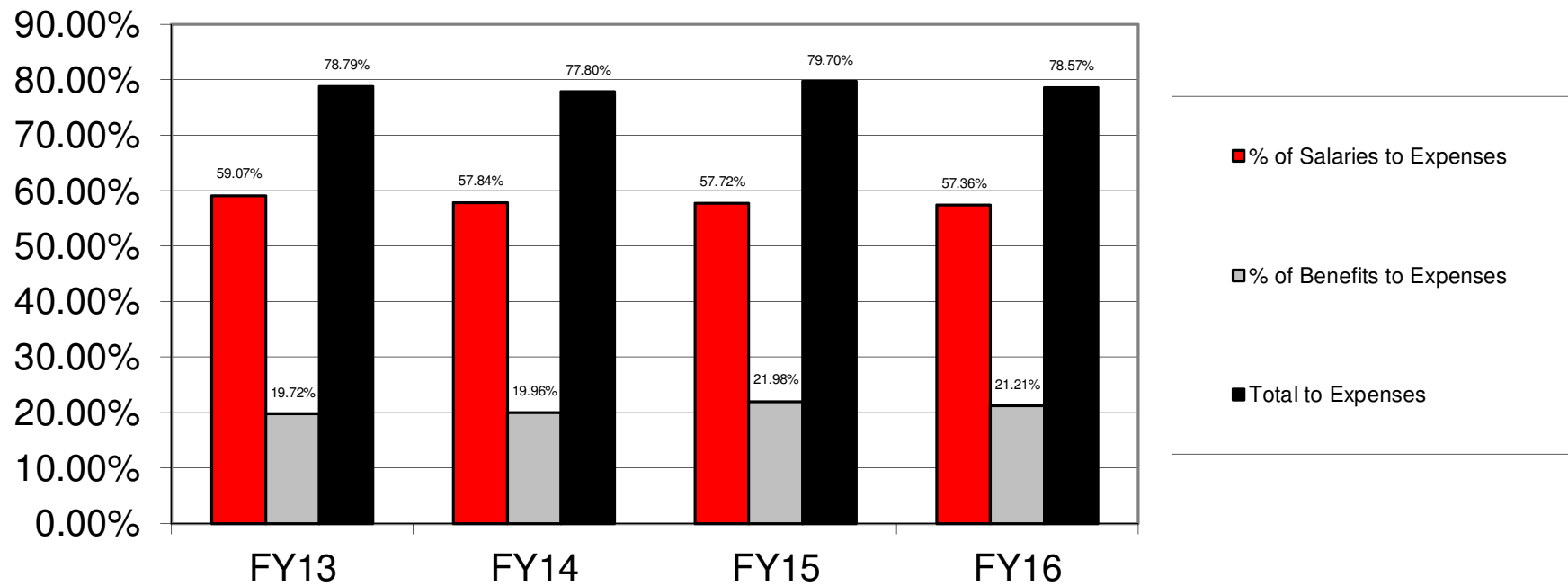
HISTORICAL EXPENDITURES



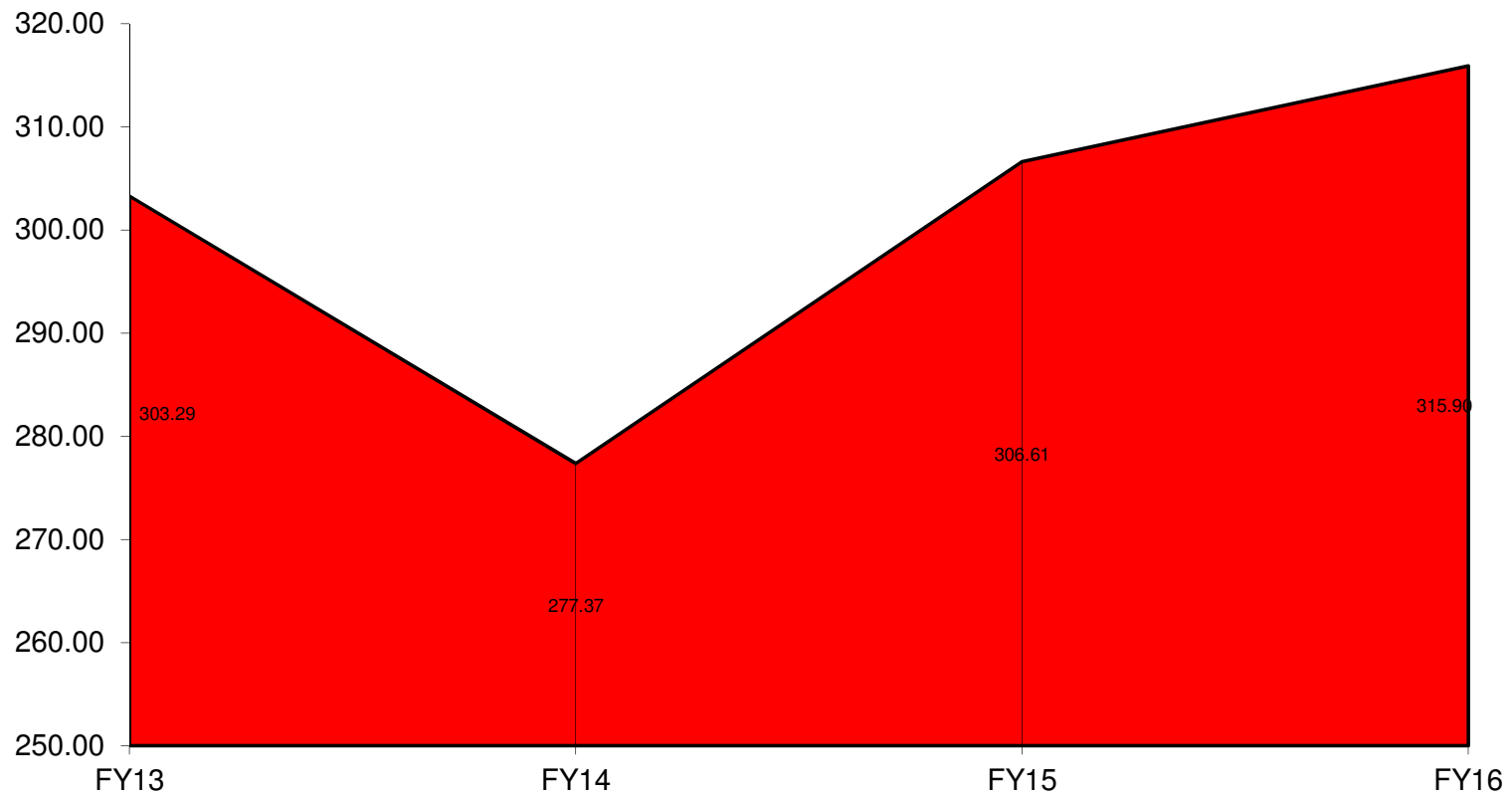
% OF SALARIES AND BENEFITS TO REVENUE



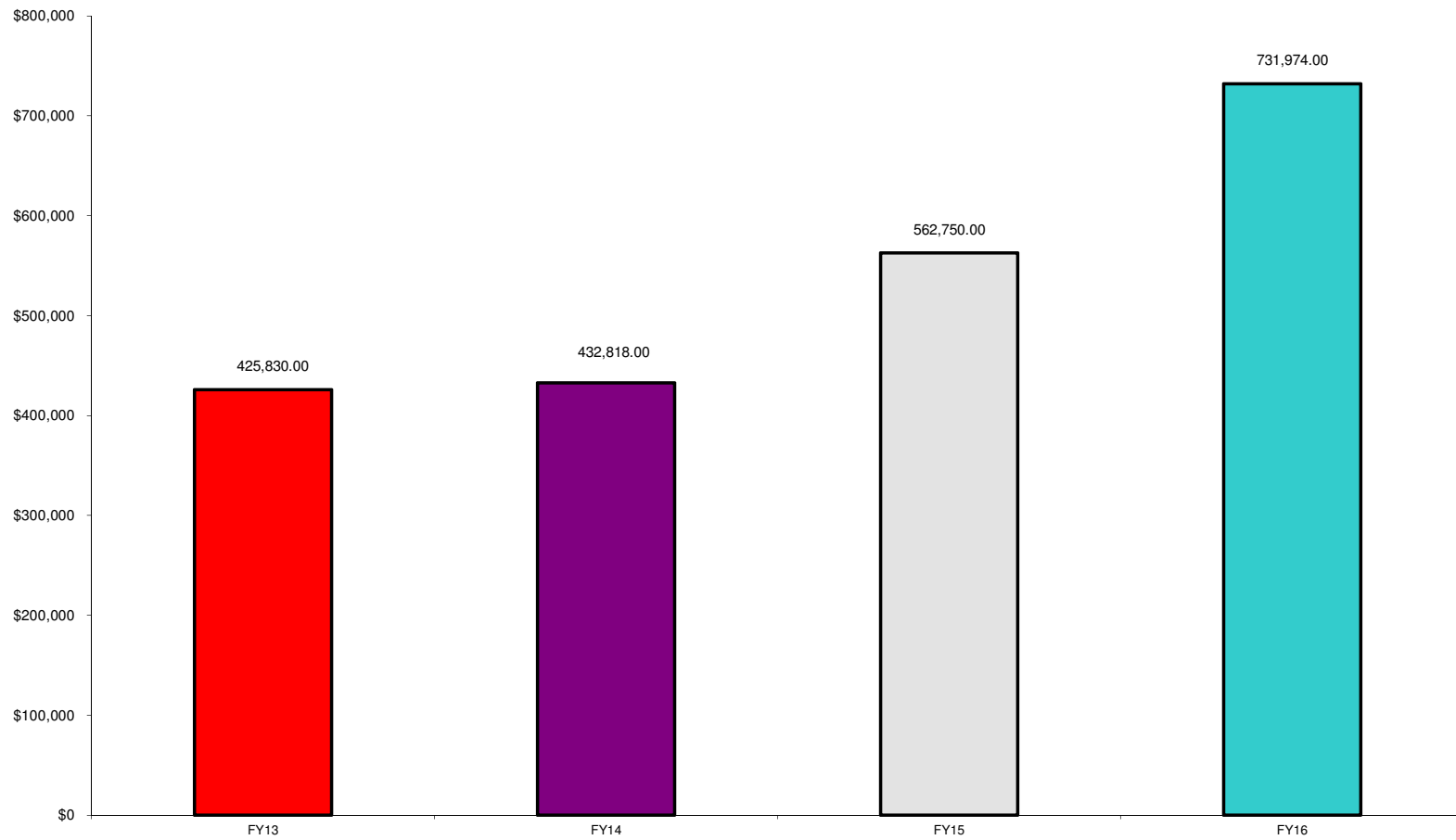
% OF SALARIES AND BENEFITS TO EXPENDITURES



Days of Operating Cash



SURPLUS/DEFICIT



**MONTHLY BUDGET VARIANCE
SOUTHEASTERN LOCAL SCHOOLS**

	FTD Budgeted	FTD Actual	Variance	Percentage Variance	MTD Budgeted	MTD Actual	Variance	Percentage Variance
<i>REVENUE</i>								
General Property (Real Estate)	\$1,848,340	\$1,853,267	\$4,927	0.27%	\$607,507	\$676,800	\$69,293	11.41%
Tangible Personal Property	108,729	111,996	3,267	3.00%	0	0	0	-
Income Tax	697,417	717,199	19,782	2.84%	0	0	0	-
Unrestricted Grants-In-Aid	2,407,371	2,586,965	179,594	7.46%	295,168	334,656	39,488	13.38%
Restricted Grants-In-Aid	44,501	42,928	(1,573)	-3.53%	5,456	5,219	(237)	-4.34%
Restricted Grants-In-Aid - SFSF	0	0	0	-	0	0	0	-
Property Tax Allocation	193,633	189,150	(4,483)	-2.32%	0	0	0	-
All Other Operating Revenue	291,519	378,974	87,455	30.00%	43,755	120,946	77,191	176.42%
TOTAL REVENUE	\$5,591,510	\$5,880,479	\$288,969	5.17%	\$951,886	\$1,137,621	\$185,735	19.51%
<i>EXPENDITURES</i>								
Salaries & Wages	\$2,983,483	\$2,953,162	\$30,321	-1.02%	\$369,485	\$365,271	\$4,214	-1.14%
Benefits	1,148,238	1,091,963	56,275	-4.90%	134,744	127,211	7,533	-5.59%
Services	959,945	790,352	169,593	-17.67%	132,788	118,254	\$14,534	-10.95%
Supplies	155,873	153,100	2,773	-1.78%	7,710	5,338	2,372	-30.77%
Equipment	10,517	84,004	(73,487)	698.74%	0	74,854	(\$74,854)	#DIV/0!
Debt	0	0	0	-	0	0	0	-
Other	72,564	75,924	(3,360)	4.63%	1,151	5,219	(4,068)	353.43%
TOTAL EXPENSES	\$5,330,620	\$5,148,505	\$182,115	-3.42%	\$645,878	\$696,147	(\$50,269)	7.78%
SURPLUS/DEFICIT	\$260,890	\$731,974	\$471,084	180.57%	\$306,008	\$441,474	\$135,466	44.27%
<i>OTHER USES/SOURCES</i>								
Transfers/Advances In	279,051	279,051	0	0.00%	0	0	0	-
Transfers/Advances Out	0	1,000	1,000	-	0	0	0	-
All Other Financing Sources/(Uses)	0	3,000	3,000	-	0	0	\$0	-
NET SOURCES/USES	279,051	281,051	2,000	0.72%	0	0	0	-
BEGINNING CASH	\$5,988,692	\$5,988,692	\$0	0.00%	\$6,222,625	\$6,560,243	\$337,618	5.43%
ENDING CASH	\$6,528,633	\$7,001,717	\$473,084	7.25%	\$6,528,633	\$7,001,717	\$473,084	7.25%
ENCUMBRANCES	\$300,322	\$336,032	\$35,710	11.89%	\$300,322	\$336,032	\$35,710	11.89%
UNENCUMBERED CASH	\$6,228,311	\$6,665,685	\$437,374	7.02%	\$6,228,311	\$6,665,685	\$437,374	7.02%

**HISTORICAL COMPARISON BY OBJECT
SOUTHEASTERN LOCAL SCHOOLS**

	FY 13 7/12-02/13	FY 14 7/13-02/14	% of Change	FY 15 7/14-02/15	% of Change	FY 16 7/15-02/16	% of Change
REVENUE							
General Property (Real Estate)	\$1,635,736	\$1,712,539	4.70%	\$1,838,888	7.38%	\$1,853,267	0.78%
Tangible Personal Property	97,062	147,667	52.14%	108,434	-26.57%	111,996	3.28%
Income Tax	720,444	706,470	-1.94%	732,970	3.75%	717,199	-2.15%
Unrestricted Grants-in-Aid	2,098,658	2,139,768	1.96%	2,054,267	-4.00%	2,586,965	25.93%
Restricted Grants-in-Aid	21,120	42,958	103.40%	142,207	231.04%	42,928	-69.81%
Restricted Grants-in-Aid - SFSF	0	0	-	0	-	0	-
Property Tax Allocation	171,649	173,043	0.81%	194,426	12.36%	189,150	-2.71%
All Other Operating Revenue	329,004	290,152	-11.81%	299,817	3.33%	378,974	26.40%
TOTAL REVENUE	\$5,073,673	\$5,212,597	2.74%	\$5,371,009	3.04%	\$5,880,479	9.49%
EXPENDITURES							
Salaries & Wages	2,745,404	2,764,472	0.69%	2,775,325	0.39%	2,953,162	6.41%
Benefits	916,781	954,109	4.07%	1,056,868	10.77%	1,091,963	3.32%
Services	733,390	837,163	14.15%	771,375	-7.86%	790,352	2.46%
Supplies	140,358	151,182	7.71%	138,169	-8.61%	153,100	10.81%
Equipment	25,202	10,330	-59.01%	129	-98.75%	84,004	65019.38%
Debt	0	0	-	0	-	0	-
Other	86,708	62,523	-27.89%	66,393	6.19%	75,924	14.36%
TOTAL EXPENDITURES	\$4,647,843	\$4,779,779	2.84%	\$4,808,259	0.60%	\$5,148,505	7.08%
SURPLUS/DEFICIT	425,830	432,818	1.64%	562,750	30.02%	731,974	30.07%
OTHER SOURCES/USES							
Advances/Transfers In	180,263	215,947	19.80%	242,939	12.50%	279,051	14.86%
Advances/Transfers Out	0	0	-	0	-	1,000	-
All Other Financing Sources	0	47,466	-	36,550	-23.00%	3,000	-91.79%
Debt Service	0	0	-	0	-	0	-
NET SOURCES/USES	180,263	263,413	46.13%	279,489	6.10%	281,051	0.56%
BEGINNING CASH	\$5,639,518	\$5,366,319	-4.84%	\$5,516,278	2.79%	\$5,988,692	8.56%
ENDING CASH	\$6,245,611	\$6,062,550	-2.93%	\$6,358,517	4.88%	\$7,001,717	10.12%
ENCUMBRANCES	444,633	606,815	36.48%	\$291,575	-51.95%	\$336,032	15.25%
UNENCUMBERED CASH	\$5,800,978	\$5,455,735	-5.95%	\$6,066,942	11.20%	\$6,665,685	9.87%
% of Salaries to Revenue	54.11%	53.03%		51.67%		50.22%	
% of Benefits to Revenue	18.07%	18.30%		19.68%		18.57%	
Total to Revenue	72.18%	71.34%		71.35%		68.79%	
Days of Operating Cash	303.29	277.37		306.61		315.90	

Southeastern Local Schools
Clark County, Ohio

General Fund Financial History/Projection

2/29/2016

Percent of Fiscal Year Complete

66.67%

	2015-16 Projection	2015-16 FYTD Actual	FYTD %
REVENUE			
General Property (Real Estate)	\$2,421,412.00	\$1,853,267.00	76.54%
Tangible Personal Property	\$222,260.00	\$111,996.00	50.39%
Income Tax	\$965,964.00	\$717,199.00	74.25%
Unrestricted Grants-in-Aid	\$3,534,672.00	\$2,586,965.00	73.19%
Restricted Grants-in-Aid	\$65,340.00	\$42,928.00	65.70%
Restricted Grants-in-Aid - SFSF	\$0.00	\$0.00	#DIV/0!
Property Tax Allocation	\$377,043.00	\$189,150.00	50.17%
All Other Operating Revenue	\$541,956.00	\$378,974.00	69.93%
TOTAL	\$8,128,647.00	\$5,880,479.00	72.34%
EXPENDITURES			
Salaries & Wages	\$4,580,561.00	\$2,953,162.00	64.47%
Benefits	\$1,678,062.00	\$1,091,963.00	65.07%
Services	\$1,503,133.00	\$790,352.00	52.58%
Supplies	\$218,266.00	\$153,100.00	70.14%
Equipment	\$98,551.00	\$84,004.00	85.24%
Debt	\$0.00	\$0.00	#DIV/0!
Other	\$130,246.00	\$75,924.00	58.29%
TOTAL	\$8,208,819.00	\$5,148,505.00	62.72%
SURPLUS/(DEFICIT)	(\$80,172.00)	\$731,974.00	

Southeastern Local Schools
Explanation of Checks Over \$5,000

02/01/2016 - 02/29/2016

Check #	Vendor Name	Amount	Explanation
062478	AVI FoodSystems	\$24,040.74	Lunchroom food & supply purchases and supervisor expense
062483	Cardinal Bus Sales	\$73,200.00	Purchase of 1 new bus
062554	AVI FoodSystems	\$17,770.77	Lunchroom food & supply purchases and supervisor expense
062581	AVI FoodSystems	\$12,096.44	Lunchroom food & supply purchases and supervisor expense
062583	Clark County ESC	\$43,991.46	1 month of Special Ed services
062585	Dayton Power & Light	\$5,525.03	Monthly Electricity
992309	Payroll	\$198,586.20	Payroll for February 5, 2016
992318	Payroll	\$199,524.21	Payroll for February 19, 2016
992323	Foundation	\$109,214.49	County Board, STRS/SERS, Community Schools, Open Enrollment, ect...
992324	UHC	\$79,096.32	March Health Insurance Payment

-- Options Summary --

Output file SM2M.TXT
Print options page? (Y,N) Y
Report heading SM2 February 29, 2016
Fiscal Year 2016
Beginning Month: 02
Ending Month: 02

BAT_SM2M executed by SE_BMCKEE on node MVECA0:: at 2-MAR-2016 08:43:29.95

DATE: 03/02/2016
 TIME: 08:43:29

FORM SM-2
 OHIO DEPARTMENT OF EDUCATION - OFFICE OF SCHOOL MANAGEMENT ASSISTANCE
 ANNUAL SPENDING PLAN (CURRENT OPERATION - GENERAL FUND ONLY - O.R.C. 5705.391)

PAGE: 1

SCHOOL DISTRICT: SOUTHEASTERN LOCAL SCHOOL

IRN # 046276 COUNTY: CLARK
 SM2 February 29, 2016

FISCAL YEAR: 2016 MONTH: 02

	MONTHLY ESTIMATE	MONTHLY ACTUAL	MONTHLY DIFFERENCE	FISCAL YTD ESTIMATE	FISCAL YTD ACTUAL	FISCAL YTD DIFFERENCE
REVENUES						
01.010 General Property (Real Estate)	0	676,800	676,800	0	1,853,267	1,853,267
01.020 Tangible Personal Property Tax	0	0	0	0	111,996	111,996
01.030 Income Tax	0	0	0	0	717,199	717,199
01.035 Unrestricted Grants-in-Aid	0	334,656	334,656	0	2,586,965	2,586,965
01.040 Restricted Grants-in-Aid	0	5,219	5,219	0	42,928	42,928
01.045 Restricted Grants-in-Aid - SFSF	0	0	0	0	0	0
01.050 Property Tax Allocation	0	0	0	0	189,150	189,150
01.060 All Other Operating Revenue	0	120,946	120,946	0	378,974	378,974
01.070 Total Revenue	0	1,137,621	1,137,621	0	5,880,479	5,880,479
OTHER FINANCING SOURCES						
02.010 Proceeds from Sale of Notes	0	0	0	0	0	0
02.020 State Emergency Loans & Advancements (Approved)	0	0	0	0	0	0
02.040 Operating Transfers-In	0	0	0	0	0	0
02.050 Advances-In	0	0	0	0	279,051	279,051
02.060 All Other Financing Sources	0	0	0	0	3,000	3,000
02.070 Total Other Financing Sources	0	0	0	0	282,051	282,051
02.080 Total Revenues and Other Financing Sources	0	1,137,621	1,137,621	0	6,162,530	6,162,530
EXPENDITURES						
03.010 Personal Services	0	365,271	365,271	0	2,953,162	2,953,162
03.020 Employees' Retirement/Insurance Benefits	0	127,211	127,211	0	1,091,963	1,091,963
03.030 Purchased Services	0	118,254	118,254	0	790,352	790,352
03.040 Supplies and Materials	0	5,338	5,338	0	153,100	153,100
03.050 Capital Outlay	0	74,854	74,854	0	84,004	84,004
03.060 Intergovernmental	0	0	0	0	0	0
04.010 Debt Service: All Principal (Historical)	0	0	0	0	0	0
04.020 Debt Service: Principal - Notes	0	0	0	0	0	0
04.030 Debt Service: Principal - State Loans	0	0	0	0	0	0
04.040 Debt Service: Principal - State Advancements	0	0	0	0	0	0
04.050 Debt Service: Principal - HB 264 Loans	0	0	0	0	0	0
04.055 Debt Service: Principal - Other	0	0	0	0	0	0
04.060 Debt Service: Interest and Fiscal Charges	0	0	0	0	0	0
04.300 Other Objects	0	5,219	5,219	0	75,924	75,924
04.500 Total Expenditures	0	696,147	696,147	0	5,148,505	5,148,505
OTHER FINANCING USES						
05.010 Operating Transfers - Out	0	0	0	0	1,000	1,000
05.020 Advances - Out	0	0	0	0	0	0
05.030 All Other Financing Uses	0	0	0	0	0	0
05.040 Total Other Financing Uses	0	0	0	0	1,000	1,000
05.050 Total Expenditure and Other Financing Uses	0	696,147	696,147	0	5,149,505	5,149,505
06.010 Excess Rev & Oth Financing Sources over(under) Exp &	0	441,474	441,474	0	1,013,025	1,013,025
07.010 Beginning Cash Balance	0	6,560,243	6,560,243	0	5,988,692	5,988,692
07.020 Ending Cash Balance	0	7,001,717	7,001,717	0	7,001,717	7,001,717
08.010 Outstanding Encumbrances	0	336,032	336,032	0	336,032	336,032

-- Options Summary --

Summary or Detail Report? (S,D) D
Output file: FINSUMM.TXT
Type: CSV
Print options page? (Y,N) Y
Generate FINDET report for comparison? (Y,N) Y
Sort options: FS
Include future encumbrance amounts? (Y,N) N
Include accounts with zero amounts? (Y,N) N
Include accounts which are no longer active? (Y,N,I) Y

BAT_FINSUM executed by SE_BMCKEE on node MVECA0:: at 2-MAR-2016 08:20:48.84

Date: 03/02/2016
 Time: 8:20 am

SOUTHEASTERN LOCAL SCHOOL
 Financial Report by Fund/SCC

Page: 1
 (FINSUM)

Fund #	Fund Description	FYTD Receipts	MTD Expenditures	FYTD Expenditures	Current Fund Balance	Current Encumbrances	Unencumbered Fund Balance	Bank Code	
001 0000	CASH CONTROL - GENERAL FUND	5,885,854.74	1,137,620.37	6,162,530.39	696,148.74	5,149,504.46	6,898,880.67	336,032.45	6,562,848.22
001 9412	GENERAL SET ASIDE (5%)	102,837.52	0.00	0.00	0.00	102,837.52	0.00	102,837.52	
003 0000	GENERAL INTEREST	1,026,784.35	4,779.53	29,877.38	0.00	0.00	1,056,661.73	1,341.00	1,055,320.73
003 9001	PERMANENT IMPROVEMENT VOTED	710,878.98-	54,500.00	192,597.80	560.99	319,293.95	837,575.13-	101,182.85	938,757.98-
003 9003	AUDITORIUM RENOVATION	848.38	0.00	0.00	0.00	0.00	848.38	0.00	848.38
006 0000	LUNCHROOM CASH CONTROL	0.00	23,777.32	150,365.28	64,602.03	447,124.62	296,759.34-	91,768.62	388,527.96- 1
018 9081	PRINCIPAL'S SUPPORT - MIAMI VIEW	0.00	0.00	145.00	272.00	272.00	127.00-	0.00	127.00- 1
018 9082	PRINCIPAL'S SUPPORT - HIGH SCHOOL	0.00	0.00	2,110.10	14.21	12,926.02	10,815.92-	80.00	10,895.92- 1
018 9281	MIDDLE SCHOOL PRINCIPAL'S SUPPORT	6,511.82	212.00	4,856.35	478.25	5,154.12	6,214.05	2,283.63	3,930.42
019 9091	MIAMI VIEW WORKROOM/LOUNGE	719.45	0.00	0.00	0.00	687.95	31.50	0.00	31.50 1
019 9092	TEACHER'S LOUNGE - HIGH SCHOOL	839.86	0.00	23.86	0.00	136.73	726.99	71.00	655.99
022 9012	Wellness Incentive	7,993.85	0.00	0.00	0.00	0.00	7,993.85	0.00	7,993.85
022 9013	Julia Salyers Memorial Fund	365.00	0.00	0.00	0.00	0.00	365.00	0.00	365.00
022 9014	Jerry South Memorial Fund	397.84	0.00	0.00	0.00	0.00	397.84	0.00	397.84
022 9081	PRINCIPAL'S FUND/STAFF RECOGNITION	0.00	0.00	393.35	0.00	0.00	393.35	0.00	393.35
022 9082	PRINCIPAL'S FUND/STAFF RECOGNITION	1,590.21	142.15	230.02	0.00	355.00	1,465.23	0.00	1,465.23

Date: 03/02/2016
 Time: 8:20 am

SOUTHEASTERN LOCAL SCHOOL
 Financial Report by Fund/SCC

Page: 2
 (FINSUM)

Fund #	Fund Description	FYTD Receipts	MTD Expenditures	FYTD Expenditures	Current Fund Balance	Current Encumbrances	Unencumbered Fund Balance	Bank Code
022 9208	2008 Section 125							
	374.55	0.00	122.31	0.00	325.25	171.61	0.00	171.61
022 9281	PRINCIPAL'S FUND/STAFF RECOGNITION							
	2,522.37-	199.83	199.83	145.69	1,584.38	3,906.92-	0.00	3,906.92-
027 0000	BWC Distribution Account							
	6,501.11	3,981.30	31,818.23	0.00	0.00	38,319.34	0.00	38,319.34
200 9013	Class of 2013							
	816.46	0.00	0.00	0.00	0.00	816.46	0.00	816.46
200 9014	Class of 2014							
	250.00	0.00	0.00	0.00	0.00	250.00	0.00	250.00
200 9015	Class of 2015							
	247.01	0.00	0.00	0.00	60.00	187.01	0.00	187.01
200 9016	Class of 2016							
	3,707.40	0.00	0.00	0.00	357.02	3,350.38	64.00	3,286.38
200 9017	Class of 2017							
	355.90	600.00	2,909.50	992.93	2,567.75	697.65	466.88	230.77
200 9018	Class of 2018							
	2,213.83	0.00	220.00	0.00	0.00	2,433.83	0.00	2,433.83
200 9019	Class of 2019							
	795.17	42.00	162.00	0.00	0.00	957.17	0.00	957.17
200 9020	Class of 2020							
	0.00	2,241.00	11,441.00	6,000.00	12,150.00	709.00-	0.00	709.00-
200 9201	FUTURE FARMERS OF AMERICA							
	1,761.91	3,196.75	14,961.25	28.71	10,375.61	6,347.55	5,633.00	714.55
200 9202	FAMILIES CAREERS & COMMUNITY LEADERS OF AMERI							
	2,357.87	76.00	2,626.00	193.00	1,692.12	3,291.75	330.88	2,960.87 1
200 9203	FUTURE EDUCATORS OF AMERICA							
	119.74	0.00	0.00	0.00	0.00	119.74	0.00	119.74
200 9205	NATIONAL HONOR SOCIETY							
	736.19	120.00	448.25	0.00	385.00	799.44	160.00	639.44 1
200 9207	ACHIEVEMENT THRU TEAMWORK							
	882.26	0.00	0.00	0.00	0.00	882.26	0.00	882.26

Date: 03/02/2016
 Time: 8:20 am

SOUTHEASTERN LOCAL SCHOOL
 Financial Report by Fund/SCC

Page: 3
 (FINSUM)

Fund #	Fund Description	FYTD Receipts	MTD Expenditures	FYTD Expenditures	Current Fund Balance	Current Encumbrances	Unencumbered Fund Balance	Bank Code
200 9210	SPIRIT CLUB 581.99	0.00	1,660.00	0.00	994.44	1,247.55	28.51	1,219.04
200 9215	LAND LAB 264.28	0.00	0.00	0.00	0.00	264.28	0.00	264.28
200 9216	MIAMI VIEW MIDDLE SCHOOL STUDENT COUNCIL 5,634.97	349.50	4,058.00	114.90	2,337.73	7,355.24	0.00	7,355.24 1
200 9217	Jr. High Student Council 4,070.45	0.00	189.00	0.00	0.00	4,259.45	0.00	4,259.45
200 9222	S.A.D.D. CASH 206.74	0.00	0.00	0.00	0.00	206.74	0.00	206.74
200 9225	H2O HELP TO OTHERS 1,236.00	0.00	1,000.00	0.00	925.13	1,310.87	0.00	1,310.87
200 9226	Art Club 1,396.96	0.00	72.00	0.00	0.00	1,468.96	0.00	1,468.96
300 9302	BAND 3,007.43	0.00	945.55	0.00	0.00	3,952.98	0.00	3,952.98
300 9303	CHEERLEADERS - HI SCHOOL 2,912.48	0.00	6,101.90	0.00	9,258.05	243.67-	0.00	243.67-
300 9304	CHOIR - HI SCHOOL 717.93	0.00	0.00	0.00	0.00	717.93	0.00	717.93
300 9305	DRAMA - HI SCHOOL 7,146.71	1,168.00	1,948.00	0.00	2,544.91	6,549.80	2,753.35	3,796.45
300 9306	Bowling Club 273.23	525.00	525.00	170.00	1,970.00	1,171.77-	0.00	1,171.77-
300 9308	TROJAN TIMES 1.66	0.00	0.00	0.00	0.00	1.66	0.00	1.66
300 9309	YEARBOOK 423.99-	415.00	2,765.00	0.00	3,754.11	1,413.10-	0.00	1,413.10-
300 9312	Wrestling Club 227.81	2,575.00	10,783.00	1,382.50	9,749.05	1,261.76	614.85	646.91
300 9313	CHEERLEADERS - MIAMI VIEW 234.73	0.00	1,508.36	0.00	1,678.80	64.29	0.00	64.29

Date: 03/02/2016
 Time: 8:20 am

SOUTHEASTERN LOCAL SCHOOL
 Financial Report by Fund/SCC

Page: 4
 (FINSUM)

Fund #	Fund Description	FYTD Receipts	MTD Expenditures	FYTD Expenditures	Current Fund Balance	Current Encumbrances	Unencumbered Fund Balance	Bank Code
Begin	MTD Receipts							
300 9320	ATHLETICS - HI SCHOOL 19,786.92	7,641.00	62,385.00	7,151.25	70,704.56	11,467.36	8,911.47	2,555.89 1
300 9325	Track Resurfacing Fund 26,677.34	0.00	0.00	0.00	26,677.34	0.00	0.00	0.00
300 9330	ATHLETICS MIAMI VIEW 9,402.55	614.00	8,750.00	770.80	7,627.34	10,525.21	4,525.95	5,999.26 1
450 9407	SCHOOLNET 0.01	0.00	0.00	0.00	0.00	0.01	0.00	0.01
451 9016	DATA COMM 0.00	0.00	2,700.00	0.00	5,400.00	2,700.00-	0.00	2,700.00-
459 9903	OHIO READS GRANT 300.00	0.00	0.00	0.00	0.00	300.00	0.00	300.00
459 9905	OHIO READS 2,000.00	0.00	0.00	0.00	0.00	2,000.00	0.00	2,000.00
461 9016	VOC ED ENHANCEMENTS 0.00	0.00	3,941.60	0.00	4,375.98	434.38-	0.00	434.38-
499 9014	Early Literacy Grant 7,805.06	0.00	0.00	0.00	0.00	7,805.06	0.00	7,805.06
499 9016	FY16 Parent Mentor Grant 0.00	4,000.00	13,700.00	2,000.00	13,700.00	0.00	11,300.00	11,300.00-
499 9107	Project Lead the Way 0.45	0.00	0.00	0.00	0.00	0.45	0.00	0.45
499 9900	BUILDING INCENTIVE 128.59	0.00	0.00	0.00	0.00	128.59	0.00	128.59
516 9602	TITLE IV-B 2002 0.56	0.00	0.00	0.00	0.00	0.56	0.00	0.56
516 9615	IDEA PART B 0.00	0.00	7,536.59	0.00	7,536.59	0.00	0.00	0.00
516 9616	IDEA PART B 0.00	14,567.20	91,885.99	14,567.20	91,519.00	366.99	0.00	366.99
572 9215	TITLE I 2,592.62	0.00	13,613.81	0.00	16,206.43	0.00	0.00	0.00

Date: 03/02/2016
 Time: 8:20 am

SOUTHEASTERN LOCAL SCHOOL
 Financial Report by Fund/SCC

Fund #	Fund Description	FYTD	MTD	FYTD	Current	Current	Unencumbered	Bank
Begin	MTD Receipts	Receipts	Expenditures	Expenditures	Fund Balance	Encumbrances	Fund Balance	Code
572 9216	TITLE I 0.00	16,861.82	104,242.78	16,851.82	103,616.80	625.98	4,834.00	4,208.02-
573 9302	TITLE VI-INNOVATIVE 1.00	0.00	0.00	0.00	0.00	1.00	0.00	1.00
590 9016	IMPROVING TCHR QUALITY 0.00	3,305.50	19,833.00	3,305.50	19,833.00	0.00	0.00	0.00
599 9016	MISC. FED. GRANT 0.00	1,200.00	8,100.00	1,200.00	8,100.00	0.00	5,211.04	5,211.04-
GRAND TOTALS:								
	6,438,645.55	1,284,710.27	6,976,282.48	816,950.52	6,373,461.24	7,041,466.79	577,593.48	6,463,873.31

-- Options Summary --

Output file: CHEKPY.TXT
Print options page? (Y,N) Y
Sort options: C
Check types to select. (D,I,M,P,R,T,W): W,P,R,M
Print vendor from PO or check. (P,C): P
Date Selection From: 02/01/2016
To: 02/29/2016
Summary or Detail report? (S,D) S
Single or Double space summary report? (S,D) S
Include or Exclude the following vendors?(I,E) I

BAT_CHEKPY executed by SE_BMCKEE on node MVECA0:: at 2-MAR-2016 08:23:40.46

Date: 03/02/2016
 Time: 8:23 am

SOUTHEASTERN LOCAL SCHOOL
 SORT BY CHECK NUMBER
 CHECK DATES BETWEEN 02/01/2016 AND 02/29/2016
 WARRANT, REFUND, MEMO, PAYROLL CHECKS

Page: 1
 (CHEKPY)

CHECK	TYPE	DATE	VENDOR	VENDOR	STATUS/DATE	BANK CODE	CHECK AMOUNT
062104	W	11/13/2015	OHSFSCA	031169	VOID: 02/12/2016	1	160.00
062476	W	02/05/2016	AQUA-FALLS GLACIER MOUNTAIN	030172	RECONCILED:02/29/2016		24.75
062477	W	02/05/2016	AMERITECH	010200	RECONCILED:02/29/2016		50.93
062478	W	02/05/2016	AVI FoodSystems	034778	RECONCILED:02/29/2016	1	24,040.74
062479	W	02/05/2016	Awards Of Excellence	034162	RECONCILED:02/29/2016		510.00
062480	W	02/05/2016	Barnes & Noble College	034795	RECONCILED:02/29/2016		811.26
062481	W	02/05/2016	Brad Calhoun	034065	RECONCILED:02/29/2016	1	60.00
062482	W	02/05/2016	BUCKEYE ALL GASES	010097	RECONCILED:02/29/2016		18.14
062483	W	02/05/2016	CARDINAL BUS SALES & SERVICE	011859	RECONCILED:02/29/2016		73,200.00
062484	W	02/05/2016	CEDARVILLE UNIVERSITY	000030	RECONCILED:02/29/2016	1	40.00
062485	W	02/05/2016	Chad Duncan	034707	RECONCILED:02/29/2016	1	80.00
062486	W	02/05/2016	Christopher Dodd	034399	RECONCILED:02/29/2016	1	60.00
062487	W	02/05/2016	CLARK CO. COMBINED HEALTH DIST	002350	RECONCILED:02/29/2016	1	365.16
062488	W	02/05/2016	CLARK COUNTY EDUCATIONAL SERVICE CENTER	002300	RECONCILED:02/29/2016		2,459.49
062489	W	02/05/2016	Clark State Performing Arts Center Exploration Series	033127	RECONCILED:02/29/2016	1	272.00
062490	W	02/05/2016	COUNTRY MINI MART	030851	RECONCILED:02/29/2016		176.00
062491	W	02/05/2016	DARRICK RIGGS	032170	RECONCILED:02/29/2016		85.32
062492	W	02/05/2016	DAVID MORROW	008609	RECONCILED:02/29/2016	1	64.88
062493	W	02/05/2016	Donald Hammond	034066	RECONCILED:02/29/2016	1	30.00
062494	W	02/05/2016	Greg Petrella	034369		1	60.00
062495	W	02/05/2016	H. W. MANN & SONS	007650	RECONCILED:02/29/2016		332.00
062496	W	02/05/2016	Hanna Keller	034872	RECONCILED:02/29/2016	1	60.00
062497	W	02/05/2016	Joel Place	034838	RECONCILED:02/29/2016	1	40.00
062498	W	02/05/2016	John Lemon	032783	RECONCILED:02/29/2016	1	40.00
062499	W	02/05/2016	John Marshall	033355	RECONCILED:02/29/2016	1	30.00
062500	W	02/05/2016	JOSTENS DIPLOMA DIVISION JANE LEWIS	032249		1	14.21
062501	W	02/05/2016	Kyle Maust	034534	RECONCILED:02/29/2016	1	60.00
062502	W	02/05/2016	Lincoln Weaver	032982	RECONCILED:02/29/2016	1	30.00
062503	W	02/05/2016	Mark Fortman	032518	RECONCILED:02/29/2016	1	60.00
062504	W	02/05/2016	MCOECN	031977	RECONCILED:02/29/2016		125.00
062505	W	02/05/2016	C/O Software Answers Inc Michael Shah	034856	RECONCILED:02/29/2016	1	80.00
062506	W	02/05/2016	MILLER'S TEXTILE SERVICES	012700	RECONCILED:02/29/2016		102.08
062507	W	02/05/2016	Nancy Holt	034684	RECONCILED:02/29/2016		1,000.00
062508	W	02/05/2016	Nicole Smith	034871	RECONCILED:02/29/2016		28.71
062509	W	02/05/2016	Pro-Copy Technologies	033036	RECONCILED:02/29/2016		2,520.00
062510	W	02/05/2016	ROBERT COWLES	032330	RECONCILED:02/29/2016	1	30.00
062511	W	02/05/2016	SHOEMAKER'S GROCERY	011900	RECONCILED:02/29/2016		7.48
062512	W	02/05/2016	STAPLES, INC ATTN:GRANT SMITH #115	031888	RECONCILED:02/29/2016		464.40
062513	W	02/05/2016	Steve Scott	032577		1	40.00
062514	W	02/05/2016	TECUMSEH HIGH SCHOOL ATTN; ATHLETIC DIRECTOR	012965	RECONCILED:02/29/2016		170.00
062515	W	02/05/2016	TERMINIX INTERNATIONAL CO.,THE	000200	RECONCILED:02/29/2016		105.00
062516	W	02/05/2016	Tonia Evans	034158	RECONCILED:02/29/2016	1	40.00
062517	W	02/05/2016	TotalFunds By Hasler	033712	RECONCILED:02/29/2016		700.00
062518	W	02/05/2016	Dave Yost Auditor of State	032648	RECONCILED:02/29/2016		4,059.00

(Multi-bank check)

Date: 03/02/2016
 Time: 8:23 am

SOUTHEASTERN LOCAL SCHOOL
 SORT BY CHECK NUMBER
 CHECK DATES BETWEEN 02/01/2016 AND 02/29/2016
 WARRANT, REFUND, MEMO, PAYROLL CHECKS

Page: 2
 (CHEKPY)

CHECK	TYPE	DATE	VENDOR	VENDOR	STATUS/DATE	BANK CODE	CHECK AMOUNT
062519	W	02/12/2016	Amanda Siwek	034873			296.33
062520	W	02/12/2016	Andrew Lytle	034351	RECONCILED:02/29/2016	1	40.00
062521	W	02/12/2016	Awards Of Excellence	034162	RECONCILED:02/29/2016		237.00
062522	W	02/12/2016	BSN Sports	034171	RECONCILED:02/29/2016	1	1,839.04
062523	W	02/12/2016	CARDINAL BUS SALES & SERVICE	011859	RECONCILED:02/29/2016		950.00
062524	W	02/12/2016	CAROLINA BIO SUPPLY	001838	RECONCILED:02/29/2016		67.70
062525	W	02/12/2016	Centurylink Business Services	031172	RECONCILED:02/29/2016		9.37
062526	W	02/12/2016	Chad Duncan	034707	RECONCILED:02/29/2016	1	80.00
062527	W	02/12/2016	CLARK COUNTY EDUCATIONAL SERVICE CENTER	002300	RECONCILED:02/29/2016		64.19
062528	W	02/12/2016	Colleen Kline	034362	RECONCILED:02/29/2016		58.32
062529	W	02/12/2016	Ennis Britton Co., LPA	034718	RECONCILED:02/29/2016		768.75
062530	W	02/12/2016	EverWhite	034627	RECONCILED:02/29/2016		560.99
062531	W	02/12/2016	In A Pinch	034671	RECONCILED:02/29/2016	1	193.00
062532	W	02/12/2016	Kristi Lowry	033312	RECONCILED:02/29/2016	1	60.00
062533	W	02/12/2016	Lincoln Weaver	032982		1	60.00
062534	W	02/12/2016	Lionell Ogburn	033362	RECONCILED:02/29/2016	1	60.00
062535	W	02/12/2016	Mandi Wroblewski	034874		1	9.41
062536	W	02/12/2016	MELISSA HUNTER	031146			34.13
062537	W	02/12/2016	MILLER'S TEXTILE SERVICES	012700	RECONCILED:02/29/2016		55.00
062538	W	02/12/2016	Nick Banion	034670			69.83
062539	W	02/12/2016	OHIO HERITAGE CONFERENCE Jim Murray, Commissioner	031858	RECONCILED:02/29/2016	1	488.00
062540	W	02/12/2016	RANDY DELANEY	020510	RECONCILED:02/29/2016	1	477.97
062541	W	02/12/2016	REALLY GOOD STUFF	032056	RECONCILED:02/29/2016		561.79
062542	W	02/12/2016	Ricky Zerkle	034751		1	80.00
062543	W	02/12/2016	SHOEMAKER'S GROCERY	011900	RECONCILED:02/29/2016		26.12
062544	W	02/12/2016	SportsRCool Wrestling	034862	RECONCILED:02/29/2016		370.00
062545	W	02/12/2016	Susan E Lohnes R&L TF2, LLC	034675	RECONCILED:02/29/2016		1,200.00
062546	W	02/12/2016	TIM BELL	030825	RECONCILED:02/29/2016	1	283.58
062547	W	02/12/2016	Trupointe	032513	RECONCILED:02/29/2016		381.65
062548	W	02/12/2016	Tyler Violet	034384		1	40.00
062549	W	02/12/2016	VECTREN ENERGY DELIVERY	003350	RECONCILED:02/29/2016		1,445.09
062550	W	02/19/2016	20TH CENTURY TOURS	031423	RECONCILED:02/29/2016		6,000.00
062551	W	02/19/2016	Andersons	033287	RECONCILED:02/29/2016		120.98
062552	W	02/19/2016	Andrew Lytle	034351	RECONCILED:02/29/2016	1	40.00
062553	W	02/19/2016	AQUA-FALLS GLACIER MOUNTAIN	030172	RECONCILED:02/29/2016		32.30
062554	W	02/19/2016	AVI FoodSystems	034778	RECONCILED:02/29/2016	1	17,770.77
062555	W	02/19/2016	Billy Willis	034389	RECONCILED:02/29/2016	1	60.00
062556	W	02/19/2016	BSN Sports	034171	RECONCILED:02/29/2016	1	886.70
062557	W	02/19/2016	CASEY LEE	032290	RECONCILED:02/29/2016	1	60.00
062558	W	02/19/2016	Chad Duncan	034707		1	80.00
062559	W	02/19/2016	De Lage Landen	034335	RECONCILED:02/29/2016		1,688.00
062560	W	02/19/2016	PECK SHAFFER & WILLIAMS ATTORNEYS AT LAW	020557	RECONCILED:02/29/2016		650.00
062561	W	02/19/2016	Jacob Rosales	034805	RECONCILED:02/29/2016	1	80.00
062562	W	02/19/2016	Joe Hall	034876	RECONCILED:02/29/2016		150.00
062563	W	02/19/2016	Learning A-Z	033684			642.55
062564	W	02/19/2016	MADISON/CHAMPAIGN ESC	002124	RECONCILED:02/29/2016		225.00

Date: 03/02/2016
 Time: 8:23 am

SOUTHEASTERN LOCAL SCHOOL
 SORT BY CHECK NUMBER
 CHECK DATES BETWEEN 02/01/2016 AND 02/29/2016
 WARRANT, REFUND, MEMO, PAYROLL CHECKS

Page: 3
 (CHEKPY)

CHECK	TYPE	DATE	VENDOR	VENDOR	STATUS/DATE	BANK CODE	CHECK AMOUNT
062565	W	02/19/2016	MailFinance	033980	RECONCILED:02/29/2016		285.00
062566	W	02/19/2016	MILLER'S TEXTILE SERVICES	012700	RECONCILED:02/29/2016		101.83
062567	W	02/19/2016	Nancy Holt	034684	RECONCILED:02/29/2016		1,000.00
062568	W	02/19/2016	Nicole Delk	034842	RECONCILED:02/29/2016		59.24
062569	W	02/19/2016	SDE REGISTRATIONS	030400			376.00
062570	W	02/19/2016	Studies Weekly	034124	RECONCILED:02/29/2016		39.80
062571	W	02/19/2016	STUMP'S	012845	RECONCILED:02/29/2016		871.95
062572	W	02/19/2016	SUE BLACK	012939			149.67
062573	W	02/19/2016	TIM BELL	030825	RECONCILED:02/29/2016	1	10.47
062574	W	02/19/2016	Tom Lehman	034045		1	60.00
062575	W	02/19/2016	Tomorrow's Classroom LLC	034854	RECONCILED:02/29/2016		419.12
062576	W	02/19/2016	Tyler Violet	034384		1	40.00
062577	W	02/19/2016	US School Supply	034852	RECONCILED:02/29/2016		115.25
062578	W	02/19/2016	SWDAB	033881	RECONCILED:02/29/2016	1	564.00
062579	W	02/24/2016	c/o Jeff Sakel, Troy HS SWDAB	033881	RECONCILED:02/29/2016	1	558.00
062580	W	02/26/2016	Allied 100	034875			115.50
062581	W	02/26/2016	AVI FoodSystems	034778		1	12,096.44
062582	W	02/26/2016	CHILLICOTHE STREET PIZZA	032228		1 (Multi-bank check)	282.65
062583	W	02/26/2016	CLARK COUNTY EDUCATIONAL SERVICE CENTER	002300			43,991.46
062584	W	02/26/2016	Colleen Kline	034362			46.36
062585	W	02/26/2016	DAYTON POWER AND LIGHT COMPANY	032183			5,525.03
062586	W	02/26/2016	Design Simulations Tech., Inc.	033780			410.00
062587	W	02/26/2016	Great Lakes Biomedical LTD	034176			323.00
062588	W	02/26/2016	B2B Computer Products LLC DBA: ITSavvy	034144		(Multi-bank check)	2,084.03
062589	W	02/26/2016	Jessica Detty	034642			31.20
062590	W	02/26/2016	Joshua R. Boyer	034867			300.00
062591	W	02/26/2016	MADISON/CHAMPAIGN ESC	002124			95.00
062592	W	02/26/2016	MADISON/CHAMPAIGN CO. ESC	031839			245.00
062593	W	02/26/2016	MILLER'S TEXTILE SERVICES	012700			55.00
062594	W	02/26/2016	MONTGOMERY CO EDUCATIONAL SERVICE CENTER	008600			4,634.49
062595	W	02/26/2016	OHIO ASSOC OF FAMILY AND CONSUMER SCIENCES	031001			185.00
062596	W	02/26/2016	Pat Catan's	034330			94.17
062597	W	02/26/2016	Pro-Copy Technologies	033036			436.78
062598	W	02/26/2016	Sara Herier	034332		1	62.40
062599	W	02/26/2016	School Nurse Supply	032500			704.00
062600	W	02/26/2016	School Specialty Marketplace	034604			83.57
062601	W	02/26/2016	SHOEMAKER'S GROCERY	011900			220.58
062602	W	02/26/2016	STARR TROPHY AND AWARDS	002199		1	350.00
062603	W	02/26/2016	Tara Combs	034782			75.00
062604	W	02/26/2016	SWDAB	033881		1	870.00
992309	C	02/05/2016	PAYROLL	900005	RECONCILED:02/29/2016	(Multi-bank check)	198,586.20
992315	M	02/05/2016	PAYROLL	900005		(Multi-bank check)	2,564.86
992316	M	02/05/2016	PAYROLL	900005		(Multi-bank check)	1,985.96
992317	M	02/05/2016	RETIREMENT STRS	900001			1,438.47
992318	C	02/19/2016	PAYROLL	900005	RECONCILED:02/29/2016	(Multi-bank check)	199,524.21

Date: 03/02/2016
 Time: 8:23 am

SOUTHEASTERN LOCAL SCHOOL
 SORT BY CHECK NUMBER
 CHECK DATES BETWEEN 02/01/2016 AND 02/29/2016
 WARRANT, REFUND, MEMO, PAYROLL CHECKS

Page: 4
 (CHEKPY)

CHECK	TYPE	DATE	VENDOR	VENDOR	STATUS/DATE	BANK CODE	CHECK AMOUNT
992319	M	02/19/2016	PAYROLL	900005		(Multi-bank check)	2,581.54
992320	M	02/19/2016	PAYROLL	900005		(Multi-bank check)	1,995.34
992321	M	02/19/2016	RETIREMENT STRS	900001			1,470.97
992322	M	02/19/2016	RETIREMENT SERS	900002			558.94
992323	M	02/19/2016	FOUNDATION	900014		(Multi-bank check)	109,214.49
992324	M	02/19/2016	EPC-Self-Funded Medical Plan	900052		(Multi-bank check)	79,096.32
992325	M	02/19/2016	EPC Dental/Vision Benefit Plan Dental Plan	900053		(Multi-bank check)	4,652.05
992326	M	02/19/2016	EPC-Dental/Vision Benefit Plan Vision Plan	900054		(Multi-bank check)	1,325.60
992327	M	02/19/2016	Sun Life Assurance Company of Canada	900055		(Multi-bank check)	353.25
992329	M	02/29/2016	RingCentral, Inc.	900082			363.66
992330	M	02/29/2016	SECURITY NATIONAL BANK	900042			100.00
V VOIDED CHECKS			1	CHECK TOTALS	160.00		
R RECONCILED CHECKS			90	CHECK TOTALS	552,608.72		
W WARRANT CHECKS			130	CHECK TOTALS	229,867.10		
M MEMO CHECKS			14	CHECK TOTALS	207,701.45		
B REFUND CHECKS			0	CHECK TOTALS	0.00		
I INVESTMENT CHECKS			0	CHECK TOTALS	0.00		
T TRANSFER CHECKS			0	CHECK TOTALS	0.00		
D DISTRIBUTION CHECKS			0	CHECK TOTALS	0.00		
C PAYROLL CHECKS			2	CHECK TOTALS	398,110.41		
MISSING CHECKS			0				
** TOTAL CHECKS (LESS VOIDED)			145	** TOTAL NET	835,518.96		
*** TOTAL CHECKS WRITTEN			146	*** GRAND TOTALS	835,678.96		