

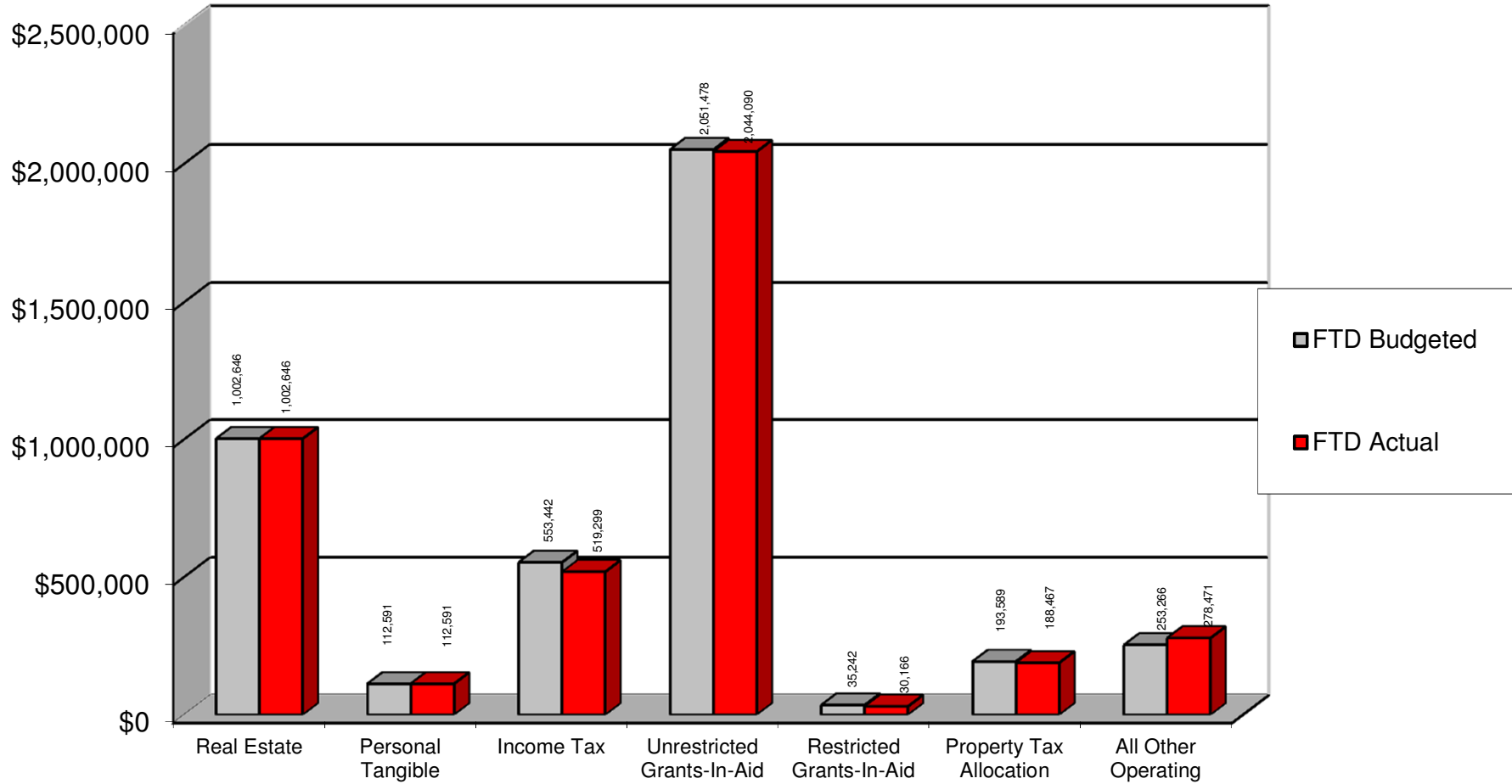
SOUTHEASTERN LOCAL SCHOOL DISTRICT

FINANCIAL REPORT

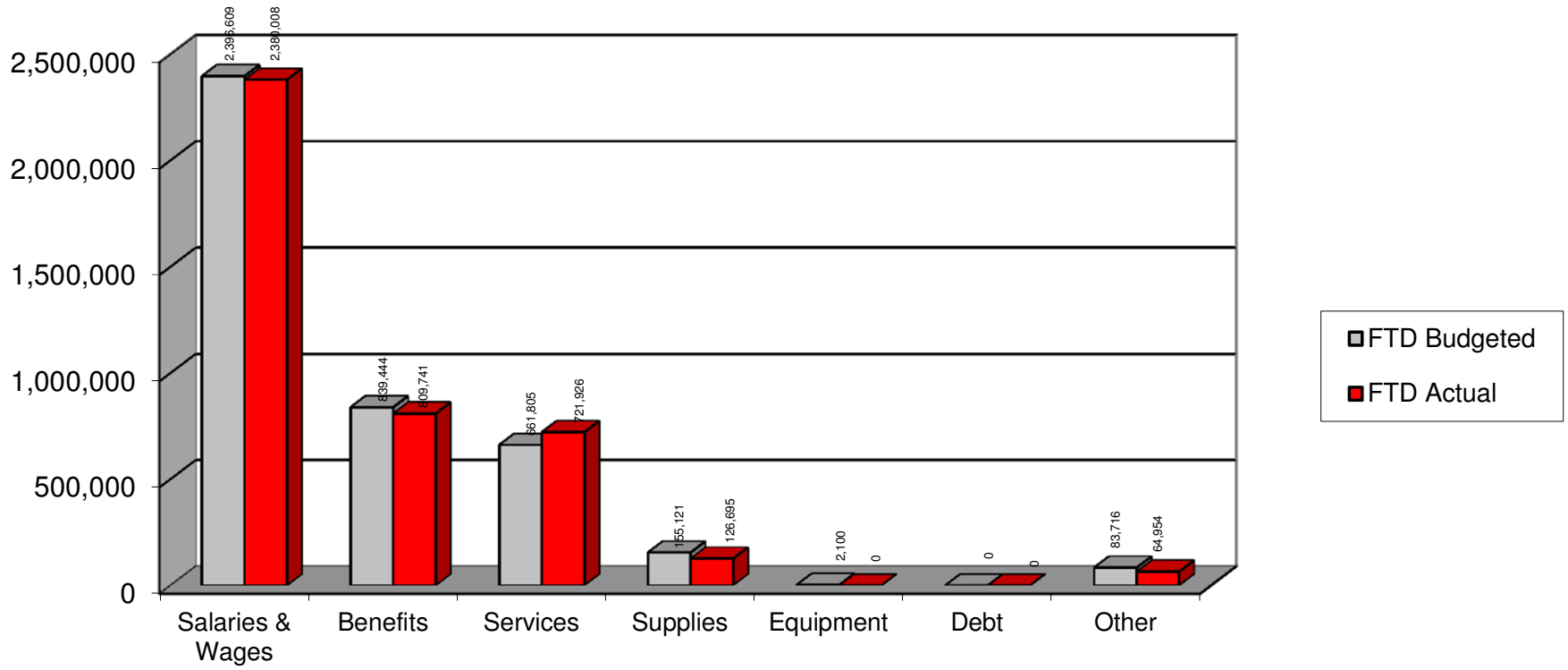
12/31/2016



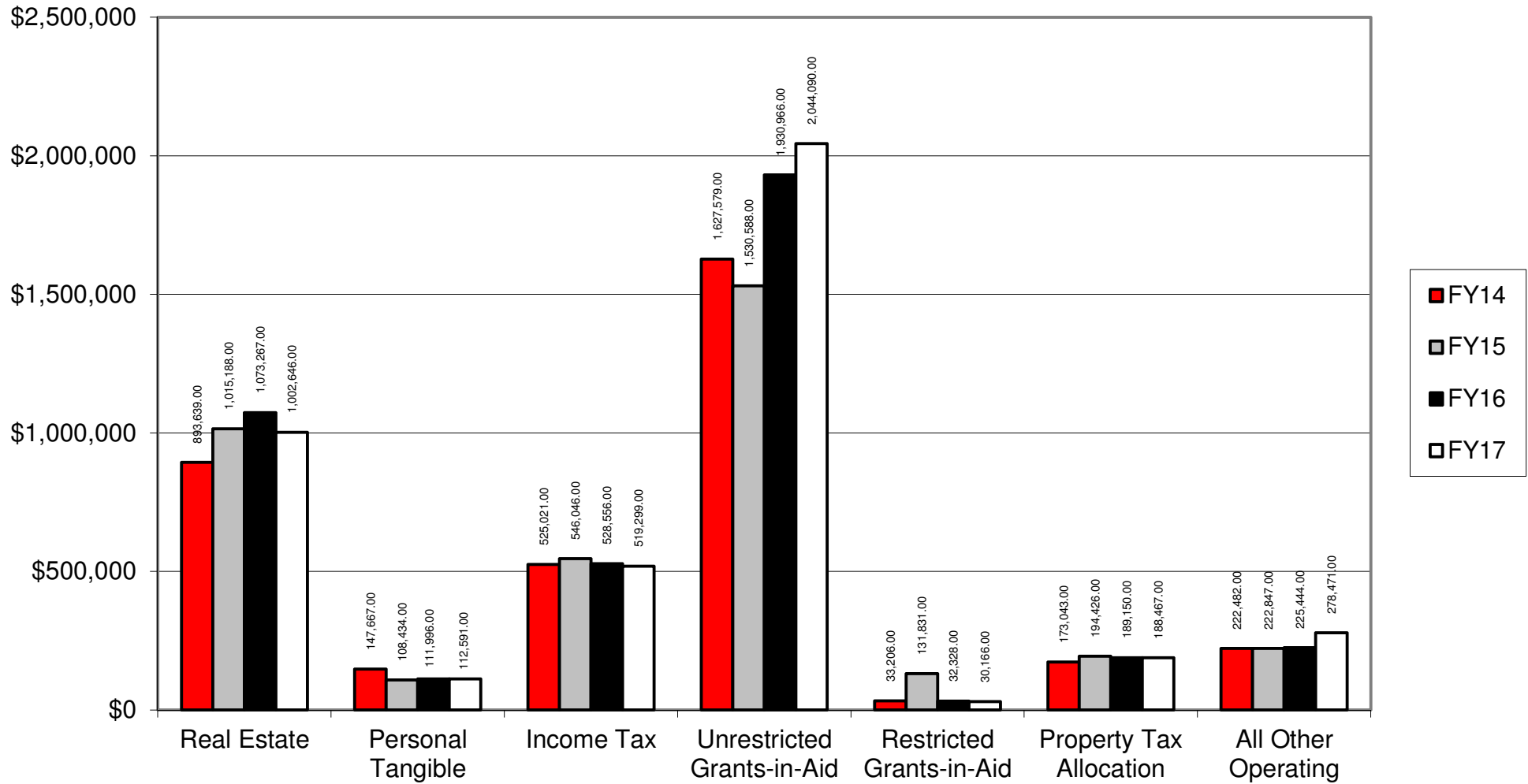
FTD BUDGETED vs. FTD ACTUAL



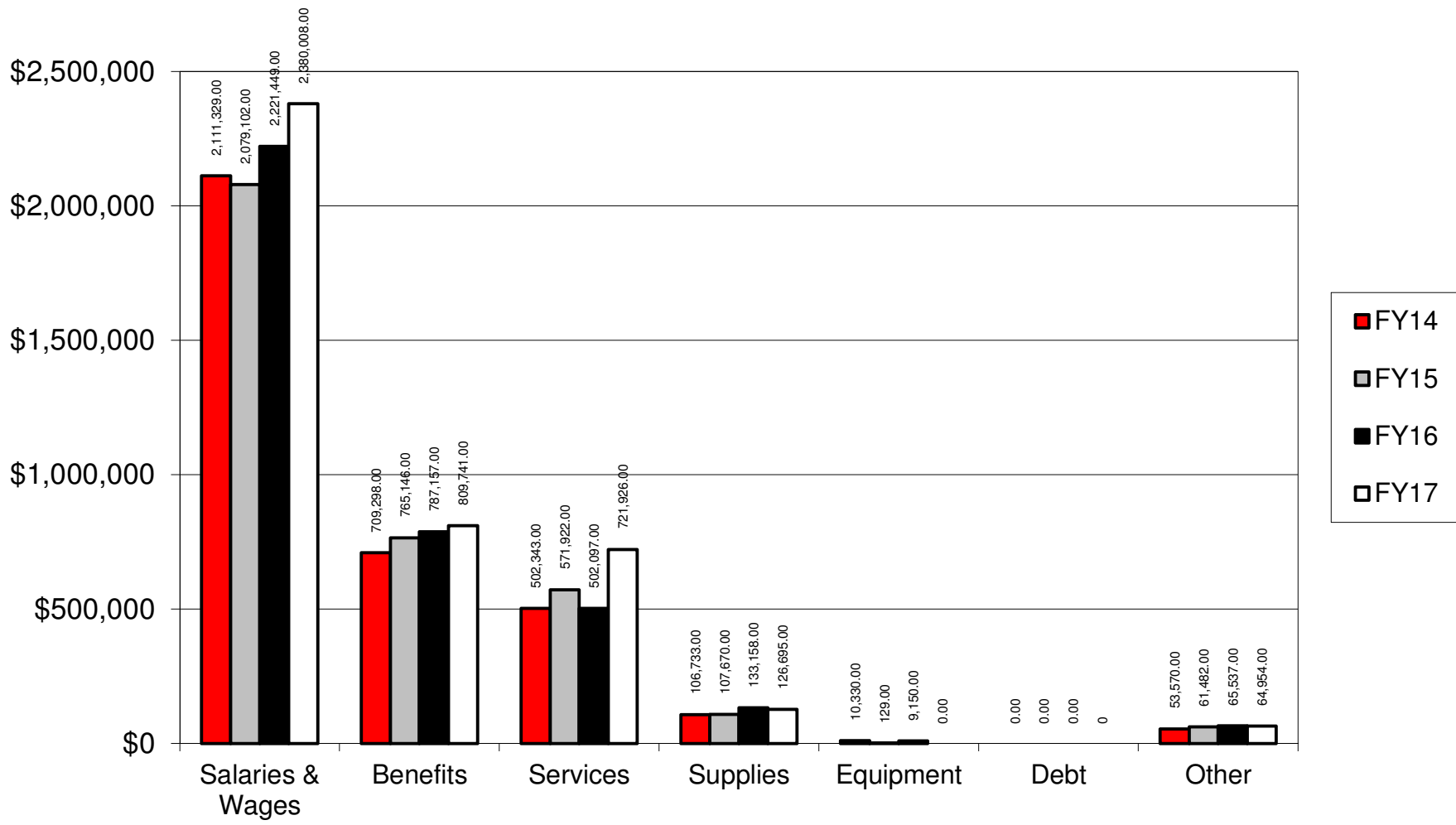
FTD BUDGETED vs. FTD ACTUAL



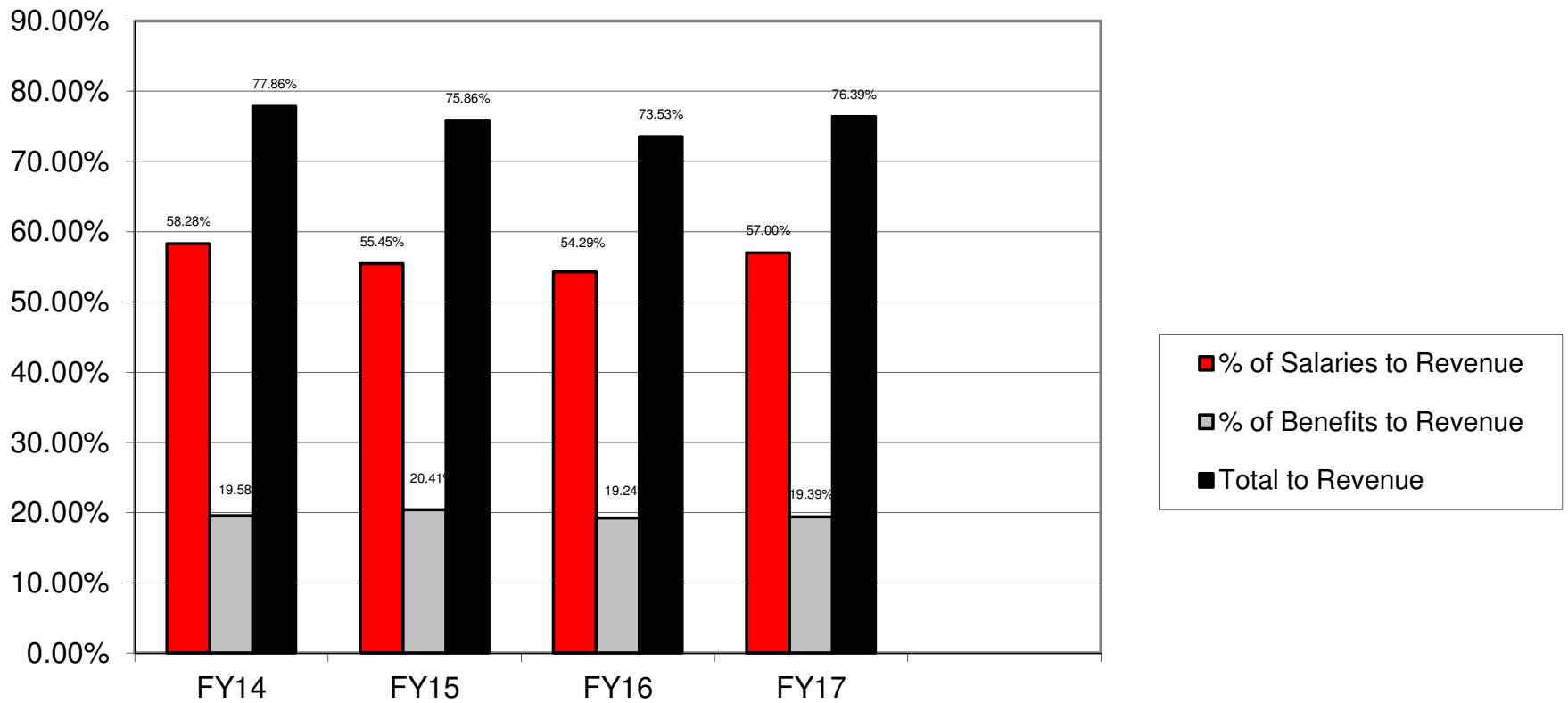
HISTORICAL REVENUE



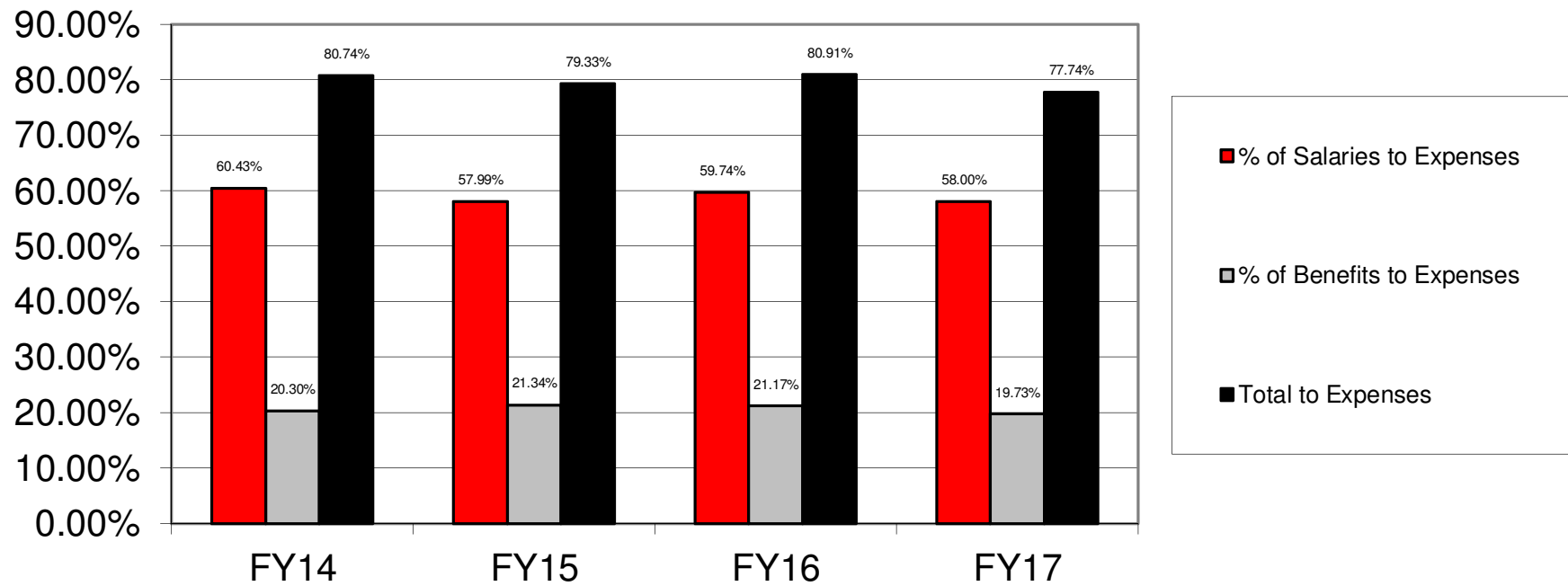
HISTORICAL EXPENDITURES



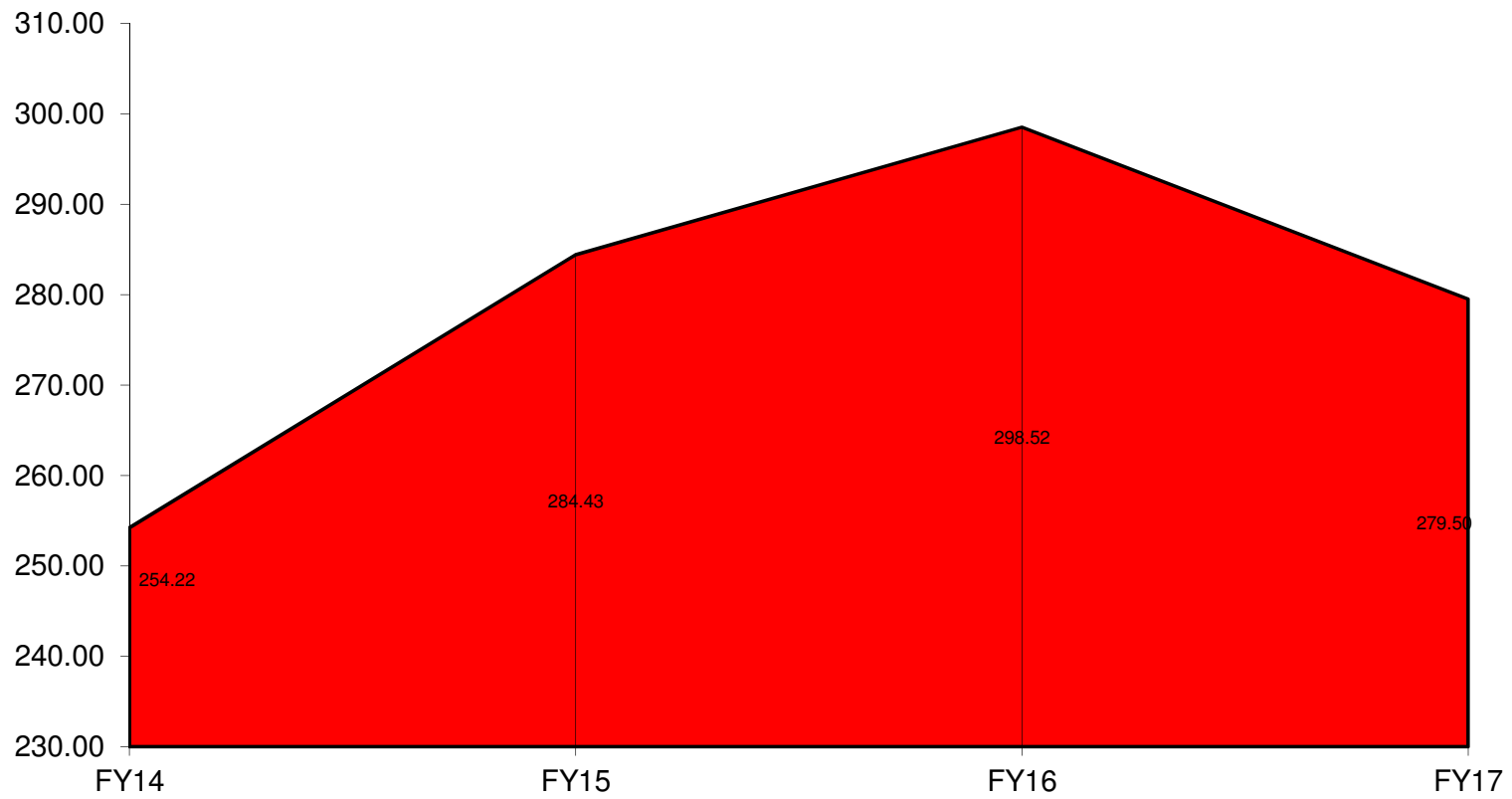
% OF SALARIES AND BENEFITS TO REVENUE



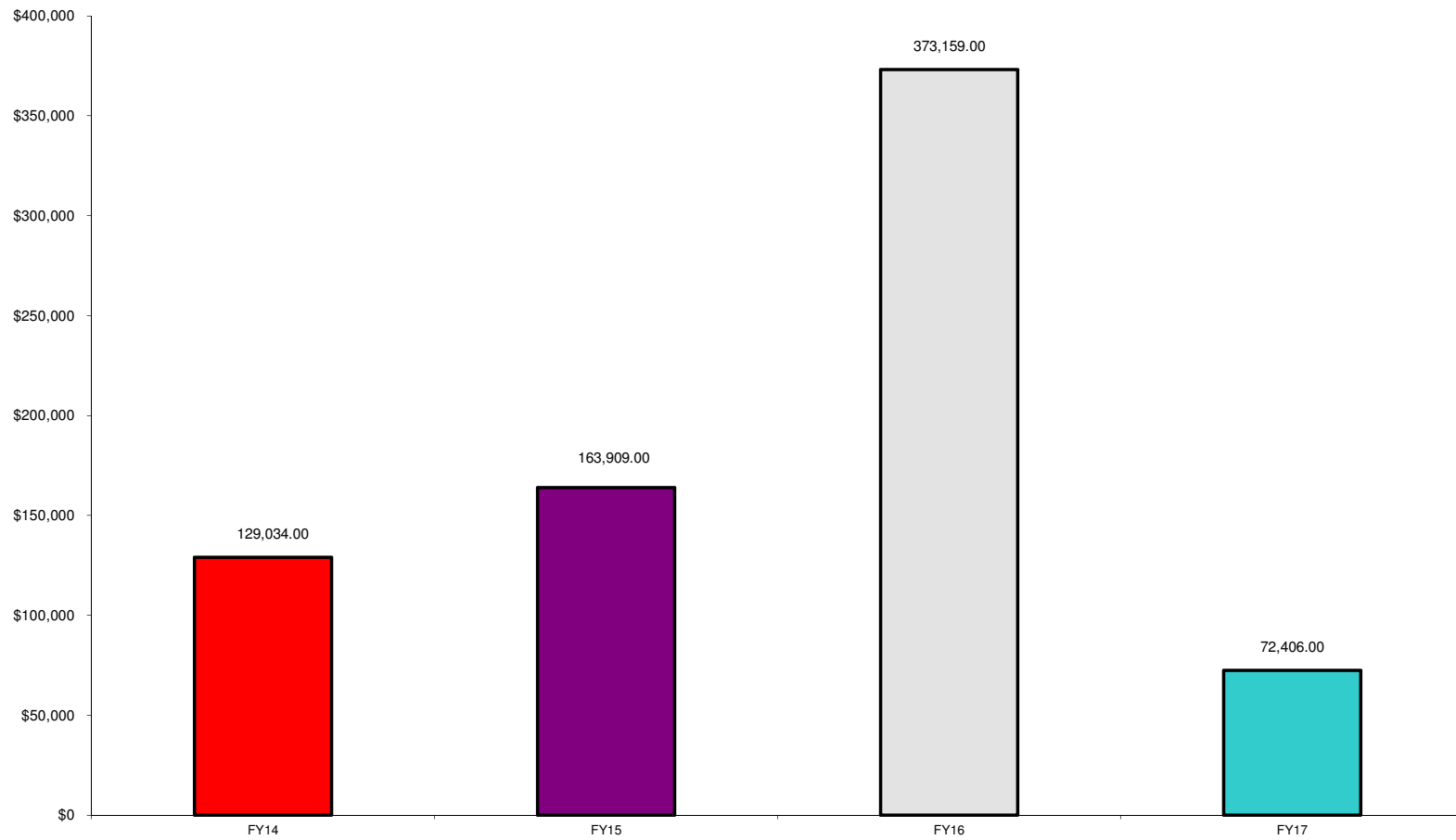
% OF SALARIES AND BENEFITS TO EXPENDITURES



Days of Operating Cash



SURPLUS/DEFICIT



**MONTHLY BUDGET VARIANCE
SOUTHEASTERN LOCAL SCHOOLS**

	FTD Budgeted	FTD Actual	Variance	Percentage Variance	MTD Budgeted	MTD Actual	Variance	Percentage Variance
REVENUE								
General Property (Real Estate)	\$1,002,646	\$1,002,646	\$0	0.00%	\$0	\$0	\$0	-
Tangible Personal Property	112,591	112,591	0	0.00%	0	0	0	-
Income Tax	553,442	519,299	(34,143)	-6.17%	0	0	0	-
Unrestricted Grants-In-Aid	2,051,478	2,044,090	(7,388)	-0.36%	312,076	333,203	21,127	6.77%
Restricted Grants-In-Aid	35,242	30,166	(5,076)	-14.40%	6,232	4,292	(1,940)	-31.13%
Restricted Grants-In-Aid - SFSF	0	0	0	-	0	0	0	-
Property Tax Allocation	193,589	188,467	(5,122)	-2.65%	0	0	0	-
All Other Operating Revenue	253,266	278,471	25,205	9.95%	31,264	37,424	6,160	19.70%
TOTAL REVENUE	\$4,202,254	\$4,175,730	(\$26,524)	-0.63%	\$349,572	\$374,919	\$25,347	7.25%
EXPENDITURES								
Salaries & Wages	\$2,396,609	\$2,380,008	\$16,601	-0.69%	\$395,619	\$428,794	(\$33,175)	8.39%
Benefits	839,444	809,741	29,703	-3.54%	142,728	132,784	9,944	-6.97%
Services	661,805	721,926	(60,121)	9.08%	89,750	145,649	(\$55,899)	62.28%
Supplies	155,121	126,695	28,426	-18.33%	18,201	23,729	(5,528)	30.37%
Equipment	2,100	0	2,100	-	1,500	0	\$1,500	-
Debt	0	0	0	-	0	0	0	-
Other	83,716	64,954	18,762	-22.41%	9,653	3,584	6,069	-62.87%
TOTAL EXPENSES	\$4,138,795	\$4,103,324	\$35,471	-0.86%	\$657,451	\$734,540	(\$77,089)	11.73%
SURPLUS/DEFICIT	\$63,459	\$72,406	\$8,947	14.10%	(\$307,879)	(\$359,621)	(\$51,742)	16.81%
OTHER USES/SOURCES								
Transfers/Advances In	291,995	291,995	0	0.00%	0	0	0	-
Transfers/Advances Out	0	0	0	-	0	0	0	-
All Other Financing Sources/(Uses)	142,806	142,850	44	0.03%	0	0	\$0	-
NET SOURCES/USES	434,801	434,845	44	0.01%	0	0	0	-
BEGINNING CASH	\$6,590,286	\$6,590,282	(\$4)	0.00%	\$7,396,424	\$7,457,154	\$60,730	0.82%
ENDING CASH	\$7,088,546	\$7,097,533	\$8,987	0.13%	\$7,088,545	\$7,097,533	\$8,988	0.13%
ENCUMBRANCES	\$896,590	\$864,414	(\$32,176)	-3.59%	\$896,590	\$864,414	(\$32,176)	-3.59%
UNENCUMBERED CASH	\$6,191,956	\$6,233,119	\$41,163	0.66%	\$6,191,955	\$6,233,119	\$41,164	0.66%

**HISTORICAL COMPARISON BY OBJECT
SOUTHEASTERN LOCAL SCHOOLS**

	FY 14 7/13-12/13	FY 15 7/14-12/14	% of Change	FY 16 7/15-12/15	% of Change	FY 17 7/16-12/16	% of Change
REVENUE							
General Property (Real Estate)	\$893,639	\$1,015,188	13.60%	\$1,073,267	5.72%	\$1,002,646	-6.58%
Tangible Personal Property	147,667	108,434	-26.57%	111,996	3.28%	112,591	0.53%
Income Tax	525,021	546,046	4.00%	528,556	-3.20%	519,299	-1.75%
Unrestricted Grants-in-Aid	1,627,579	1,530,588	-5.96%	1,930,966	26.16%	2,044,090	5.86%
Restricted Grants-in-Aid	33,206	131,831	297.01%	32,328	-75.48%	30,166	-6.69%
Restricted Grants-in-Aid - SFSF	0	0	-	0	-	0	-
Property Tax Allocation	173,043	194,426	12.36%	189,150	-2.71%	188,467	-0.36%
All Other Operating Revenue	222,482	222,847	0.16%	225,444	1.17%	278,471	23.52%
TOTAL REVENUE	\$3,622,637	\$3,749,360	3.50%	\$4,091,707	9.13%	\$4,175,730	2.05%
EXPENDITURES							
Salaries & Wages	2,111,329	2,079,102	-1.53%	2,221,449	6.85%	2,380,008	7.14%
Benefits	709,298	765,146	7.87%	787,157	2.88%	809,741	2.87%
Services	502,343	571,922	13.85%	502,097	-12.21%	721,926	43.78%
Supplies	106,733	107,670	0.88%	133,158	23.67%	126,695	-4.85%
Equipment	10,330	129	-98.75%	9,150	6993.02%	0	-100.00%
Debt	0	0	-	0	-	0	-
Other	53,570	61,482	14.77%	65,537	6.60%	64,954	-0.89%
TOTAL EXPENDITURES	\$3,493,603	\$3,585,451	2.63%	\$3,718,548	3.71%	\$4,103,324	10.35%
SURPLUS/DEFICIT	129,034	163,909	27.03%	373,159	127.66%	72,406	-80.60%
OTHER SOURCES/USES							
Advances/Transfers In	215,947	242,939	12.50%	279,051	14.86%	291,995	4.64%
Advances/Transfers Out	0	0	-	1,000	-	0	-100.00%
All Other Financing Sources	521	36,550	6915.36%	3,000	-91.79%	142,850	4661.67%
Debt Service	0	0	-	0	-	0	-
NET SOURCES/USES	216,468	279,489	29.11%	281,051	0.56%	434,845	54.72%
BEGINNING CASH	\$5,366,319	\$5,516,278	2.79%	\$5,988,692	8.56%	\$6,590,282	10.05%
ENDING CASH	\$5,711,821	\$5,959,676	4.34%	\$6,642,902	11.46%	\$7,097,533	6.84%
ENCUMBRANCES	884,882	417,225	-52.85%	\$609,876	46.17%	\$864,414	41.74%
UNENCUMBERED CASH	\$4,826,939	\$5,542,451	14.82%	\$6,033,026	8.85%	\$6,233,119	3.32%
% of Salaries to Revenue	58.28%	55.45%		54.29%		57.00%	
% of Benefits to Revenue	19.58%	20.41%		19.24%		19.39%	
Total to Revenue	77.86%	75.86%		73.53%		76.39%	
Days of Operating Cash	254.22	284.43		298.52		279.50	

Southeastern Local Schools
Clark County, Ohio

General Fund Financial History/Projection

12/31/2016

Percent of Fiscal Year Complete

50.00%

	2016-17 Projection	2016-17 FYTD Actual	FYTD %
REVENUE			
General Property (Real Estate)	\$2,355,841.00	\$1,002,646.00	42.56%
Tangible Personal Property	\$217,885.00	\$112,591.00	51.67%
Income Tax	\$1,000,615.00	\$519,299.00	51.90%
Unrestricted Grants-in-Aid	\$3,793,678.00	\$2,044,090.00	53.88%
Restricted Grants-in-Aid	\$55,947.00	\$30,166.00	53.92%
Restricted Grants-in-Aid - SFSF	\$0.00	\$0.00	#DIV/0!
Property Tax Allocation	\$371,237.00	\$188,467.00	50.77%
All Other Operating Revenue	\$547,375.00	\$278,471.00	50.87%
TOTAL	\$8,342,578.00	\$4,175,730.00	50.05%
EXPENDITURES			
Salaries & Wages	\$4,915,995.00	\$2,380,008.00	48.41%
Benefits	\$1,792,176.00	\$809,741.00	45.18%
Services	\$1,476,546.00	\$721,926.00	48.89%
Supplies	\$224,814.00	\$126,695.00	56.36%
Equipment	\$5,051.00	\$0.00	0.00%
Debt	\$0.00	\$0.00	#DIV/0!
Other	\$117,929.00	\$64,954.00	55.08%
TOTAL	\$8,532,511.00	\$4,103,324.00	48.09%
SURPLUS/(DEFICIT)	(\$189,933.00)	\$72,406.00	

Southeastern Local Schools
Explanation of Checks Over \$5,000

12/01/2016 - 12/31/2016

Check #	Vendor Name	Amount	Explanation
093807	Clark County ESC	\$62,503.45	Special Education Expenses
093900	RD Holder	\$14,776.10	Fuel For Bus Fleet
093901	Terminix	\$5,500.00	Spray MV for Bed Bugs
063749	Clark County ESC	\$18,822.53	ED/Autism Unit Expenses
093903	Jenks & Associates	\$5,600.00	Payment to hang smart boards
992504	Payroll	\$237,459.76	Payroll for December 5, 2016
992509	Payroll	\$227,021.86	Payroll for December 20, 2016
992510	Foundation	\$116,280.76	County Board, STRS/SERS, Community Schools, Open Enrollment, ect...
992511	Payroll	\$5,010.38	Medicare Payment for 12/05/2016
992516	UHC	\$85,484.68	January Health Insurance Payment

-- Options Summary --

Output file SM2M.TXT
Print options page? (Y,N) Y
Report heading SM2 December 31, 2016
Fiscal Year 2017
Beginning Month: 12
Ending Month: 12

BAT_SM2M executed by SE_BMCKEE on node MVECA0:: at 3-JAN-2017 15:06:06.50

DATE: 01/03/2017
 TIME: 15:06:06

FORM SM-2
 OHIO DEPARTMENT OF EDUCATION - OFFICE OF SCHOOL MANAGEMENT ASSISTANCE
 ANNUAL SPENDING PLAN (CURRENT OPERATION - GENERAL FUND ONLY - O.R.C. 5705.391)

PAGE: 1

SCHOOL DISTRICT: SOUTHEASTERN LOCAL SCHOOL

IRN # 046276 COUNTY: CLARK
 SM2 December 31, 2016

FISCAL YEAR: 2017 MONTH: 12

	MONTHLY ESTIMATE	MONTHLY ACTUAL	MONTHLY DIFFERENCE	FISCAL YTD ESTIMATE	FISCAL YTD ACTUAL	FISCAL YTD DIFFERENCE
REVENUES						
01.010 General Property (Real Estate)	0	0	0	0	1,002,646	1,002,646
01.020 Tangible Personal Property Tax	0	0	0	0	112,591	112,591
01.030 Income Tax	0	0	0	0	519,299	519,299
01.035 Unrestricted Grants-in-Aid	0	333,203	333,203	0	2,044,090	2,044,090
01.040 Restricted Grants-in-Aid	0	4,292	4,292	0	30,166	30,166
01.045 Restricted Grants-in-Aid - SFSF	0	0	0	0	0	0
01.050 Property Tax Allocation	0	0	0	0	188,467	188,467
01.060 All Other Operating Revenue	0	37,424	37,424	0	278,471	278,471
01.070 Total Revenue	0	374,919	374,919	0	4,175,730	4,175,730
OTHER FINANCING SOURCES						
02.010 Proceeds from Sale of Notes	0	0	0	0	0	0
02.020 State Emergency Loans & Advancements (Approved)	0	0	0	0	0	0
02.040 Operating Transfers-In	0	0	0	0	0	0
02.050 Advances-In	0	0	0	0	291,995	291,995
02.060 All Other Financing Sources	0	0	0	0	142,850	142,850
02.070 Total Other Financing Sources	0	0	0	0	434,845	434,845
02.080 Total Revenues and Other Financing Sources	0	374,919	374,919	0	4,610,575	4,610,575
EXPENDITURES						
03.010 Personal Services	0	428,794	428,794	0	2,380,008	2,380,008
03.020 Employees' Retirement/Insurance Benefits	0	132,784	132,784	0	809,741	809,741
03.030 Purchased Services	0	145,649	145,649	0	721,926	721,926
03.040 Supplies and Materials	0	23,729	23,729	0	126,695	126,695
03.050 Capital Outlay	0	0	0	0	0	0
03.060 Intergovernmental	0	0	0	0	0	0
04.010 Debt Service: All Principal (Historical)	0	0	0	0	0	0
04.020 Debt Service: Principal - Notes	0	0	0	0	0	0
04.030 Debt Service: Principal - State Loans	0	0	0	0	0	0
04.040 Debt Service: Principal - State Advancements	0	0	0	0	0	0
04.050 Debt Service: Principal - HB 264 Loans	0	0	0	0	0	0
04.055 Debt Service: Principal - Other	0	0	0	0	0	0
04.060 Debt Service: Interest and Fiscal Charges	0	0	0	0	0	0
04.300 Other Objects	0	3,584	3,584	0	64,954	64,954
04.500 Total Expenditures	0	734,540	734,540	0	4,103,324	4,103,324
OTHER FINANCING USES						
05.010 Operating Transfers - Out	0	0	0	0	0	0
05.020 Advances - Out	0	0	0	0	0	0
05.030 All Other Financing Uses	0	0	0	0	0	0
05.040 Total Other Financing Uses	0	0	0	0	0	0
05.050 Total Expenditure and Other Financing Uses	0	734,540	734,540	0	4,103,324	4,103,324
06.010 Excess Rev & Oth Financing Sources over(under) Exp &	0	359,621-	359,621-	0	507,251	507,251
07.010 Beginning Cash Balance	0	7,457,154	7,457,154	0	6,590,282	6,590,282
07.020 Ending Cash Balance	0	7,097,533	7,097,533	0	7,097,533	7,097,533
08.010 Outstanding Encumbrances	0	864,414	864,414	0	864,414	864,414

-- Options Summary --

Summary or Detail Report? (S,D) D
Output file: FINSUMM.TXT
Type: CSV
Print options page? (Y,N) Y
Generate FINDET report for comparison? (Y,N) Y
Sort options: FS
Include future encumbrance amounts? (Y,N) N
Include accounts with zero amounts? (Y,N) N
Include accounts which are no longer active? (Y,N,I) Y

BAT_FINSUM executed by SE_BMCKEE on node MVECA0:: at 3-JAN-2017 13:58:54.60

Date: 01/03/2017
 Time: 1:58 pm

SOUTHEASTERN LOCAL SCHOOL
 Financial Report by Fund/SCC

Fund #	Fund Description	FYTD Receipts	MTD Expenditures	FYTD Expenditures	Current Fund Balance	Current Encumbrances	Unencumbered Fund Balance	Bank Code
001 0000	CASH CONTROL - GENERAL FUND							
	6,487,444.73	374,919.45	4,610,575.85	734,539.57	4,103,323.18	6,994,697.40	864,413.92	6,130,283.48
001 9412	GENERAL SET ASIDE (5%)							
	102,837.52	0.00	0.00	0.00	0.00	102,837.52	0.00	102,837.52
003 0000	GENERAL INTEREST							
	1,075,699.60	7,273.04	32,469.16	0.00	579.00	1,107,589.76	0.00	1,107,589.76
003 9001	PERMANENT IMPROVEMENT VOTED							
	835,524.38-	0.00	105,418.52	5,850.00	285,605.10	1,015,710.96-	145,587.28	1,161,298.24-
003 9003	AUDITORIUM RENOVATION							
	848.38	0.00	0.00	0.00	0.00	848.38	0.00	848.38
006 0000	LUNCHROOM CASH CONTROL							
	22,372.09-	24,935.23	88,946.62	12,695.52	359,139.34	292,564.81-	197,518.38	490,083.19- 1
006 9017	Children's Hunger Alliance							
	0.00	0.00	2,000.00	779.00	1,029.00	971.00	583.83	387.17
018 9081	PRINCIPAL'S SUPPORT - MIAMI VIEW							
	1,970.75	0.00	0.00	0.00	0.00	1,970.75	75.00	1,895.75 1
018 9082	PRINCIPAL'S SUPPORT - HIGH SCHOOL							
	4,302.25-	150.00	1,085.00	250.00	8,744.86	11,962.11-	928.30	12,890.41- 1
018 9281	MIDDLE SCHOOL PRINCIPAL'S SUPPORT							
	2,331.50	0.00	12,872.10	0.00	8,400.84	6,802.76	3,828.41	2,974.35
019 9091	MIAMI VIEW WORKROOM/LOUNGE							
	136.84	0.00	76.53	102.69	102.69	110.68	0.00	110.68 1
019 9092	TEACHER'S LOUNGE - HIGH SCHOOL							
	537.01	0.00	39.38	0.00	244.72	331.67	3.98	327.69
022 9012	Wellness Incentive							
	7,993.85	0.00	977.00	0.00	0.00	8,970.85	0.00	8,970.85
022 9013	Julia Salyers Memorial Fund							
	365.00	0.00	0.00	0.00	0.00	365.00	0.00	365.00
022 9014	Jerry South Memorial Fund							
	397.84	0.00	0.00	0.00	0.00	397.84	0.00	397.84
022 9081	PRINCIPAL'S FUND/STAFF RECOGNITION							
	405.49-	0.00	0.00	783.75	783.75	1,189.24-	0.00	1,189.24-

Date: 01/03/2017
 Time: 1:58 pm

SOUTHEASTERN LOCAL SCHOOL
 Financial Report by Fund/SCC

Fund #	Fund Description	FYTD Receipts	MTD Expenditures	FYTD Expenditures	Current Fund Balance	Current Encumbrances	Unencumbered Fund Balance	Bank Code		
022 9082	PRINCIPAL'S FUND/STAFF RECOGNITION	1,600.17	0.00	52.71	445.00	495.69	1,157.19	445.00	712.19	
022 9208	2008 Section 125	0.00	0.00	174.65	167.50	167.50	7.15	0.00	7.15	
022 9281	PRINCIPAL'S FUND/STAFF RECOGNITION	3,806.92-	0.00	0.00	0.00	766.00	4,572.92-	400.00	4,972.92-	
027 0000	BWC Distribution Account	50,418.68	3,715.97	20,543.33	0.00	18,272.47	52,689.54	4,218.24	48,471.30	
200 9000	Washington DC Trip	0.00	457.00	7,063.50	0.00	0.00	7,063.50	5,850.00	1,213.50	
200 9013	Class of 2013	816.46	0.00	0.00	0.00	0.00	816.46	0.00	816.46	
200 9014	Class of 2014	250.00	0.00	0.00	0.00	0.00	250.00	0.00	250.00	
200 9015	Class of 2015	187.01	0.00	0.00	0.00	0.00	187.01	0.00	187.01	
200 9016	Class of 2016	693.57	0.00	0.00	0.00	311.60	381.97	0.00	381.97	
200 9017	Class of 2017	1,935.53	0.00	0.00	0.00	230.11	1,705.42	360.54	1,344.88	
200 9018	Class of 2018	2,565.53	0.00	5,421.00	0.00	4,167.51	3,819.02	0.00	3,819.02	
200 9019	Class of 2019	805.83-	105.00	105.00	0.00	0.00	700.83-	0.00	700.83-	
200 9020	Class of 2020	366.87	0.00	0.00	0.00	0.00	366.87	0.00	366.87	
200 9201	FUTURE FARMERS OF AMERICA	3,456.11	85.00	13,399.00	5,580.99	7,284.94	9,570.17	3,855.00	5,715.17	
200 9202	FAMILIES CAREERS & COMMUNITY LEADERS OF AMERI	3,423.51	706.38	3,116.38	676.98	3,798.40	2,741.49	326.55	2,414.94	1
200 9203	FUTURE EDUCATORS OF AMERICA	119.74	0.00	0.00	0.00	0.00	119.74	0.00	119.74	

Date: 01/03/2017
 Time: 1:58 pm

SOUTHEASTERN LOCAL SCHOOL
 Financial Report by Fund/SCC

Fund #	Fund Description	FYTD Receipts	MTD Expenditures	FYTD Expenditures	Current Fund Balance	Current Encumbrances	Unencumbered Fund Balance	Bank Code
200 9205	NATIONAL HONOR SOCIETY 824.44 255.00	375.00	0.00	619.00	580.44	195.00	385.44	1
200 9207	ACHIEVEMENT THRU TEAMWORK 882.26 0.00	0.00	214.25	214.25	668.01	0.00	668.01	
200 9208	Spanish Club 0.00 0.00	245.00	0.00	0.00	245.00	0.00	245.00	
200 9210	SPIRIT CLUB 1,098.55 0.00	1,020.00	69.00	981.00	1,137.55	0.00	1,137.55	
200 9215	LAND LAB 264.28 0.00	0.00	0.00	0.00	264.28	0.00	264.28	
200 9216	MIAMI VIEW MIDDLE SCHOOL STUDENT COUNCIL 7,041.97 0.00	1,228.75	0.00	578.94	7,691.78	21.00	7,670.78	1
200 9217	Jr. High Student Council 4,311.17 0.00	155.00	0.00	0.00	4,466.17	0.00	4,466.17	
200 9222	S.A.D.D. CASH 206.74 0.00	0.00	0.00	0.00	206.74	0.00	206.74	
200 9225	H2O HELP TO OTHERS 1,060.87 0.00	0.00	0.00	0.00	1,060.87	0.00	1,060.87	
200 9226	Art Club 1,619.89 0.00	0.00	0.00	0.00	1,619.89	0.00	1,619.89	
300 0000	STUDENT PARTICIPATION FEES 0.00 0.00	0.00	0.00	327.82	327.82-	0.00	327.82-	
300 9302	BAND 4,263.48 0.00	5,529.00	0.00	0.00	9,792.48	0.00	9,792.48	
300 9303	CHEERLEADERS - HI SCHOOL 804.38 0.00	14,142.76	5,079.35	13,707.55	1,239.59	50.00	1,189.59	
300 9304	CHOIR - HI SCHOOL 730.43 0.00	0.00	0.00	0.00	730.43	0.00	730.43	
300 9305	DRAMA - HI SCHOOL 7,748.85 0.00	0.00	0.00	400.00	7,348.85	2,245.69	5,103.16	
300 9306	Bowling Club 1,171.77- 543.00	543.00	1,440.00	1,440.00	2,068.77-	0.00	2,068.77-	

Date: 01/03/2017
 Time: 1:58 pm

SOUTHEASTERN LOCAL SCHOOL
 Financial Report by Fund/SCC

Fund #	Fund Description	FYTD Receipts	MTD Expenditures	FYTD Expenditures	Current Fund Balance	Current Encumbrances	Unencumbered Fund Balance	Bank Code
300 9308	TROJAN TIMES 1.66	0.00	0.00	0.00	1.66	0.00	1.66	
300 9309	YEARBOOK 1,438.10-	55.00	720.00	0.00	1,238.01	1,956.11-	1,956.11-	
300 9312	Wrestling Club 1,130.73	0.00	0.00	425.00	899.76	230.97	2,335.00	2,104.03-
300 9313	CHEERLEADERS - MIAMI VIEW 64.29	0.00	1,023.00	0.00	2,558.20	1,470.91-	0.00	1,470.91-
300 9320	ATHLETICS - HI SCHOOL 20,372.96	14,468.34	49,159.34	4,353.62	40,827.90	28,704.40	17,980.42	10,723.98 1
300 9330	ATHLETICS MIAMI VIEW 6,120.74	1,430.00	9,374.05	998.62	16,644.97	1,150.18-	4,492.12	5,642.30- 1
450 9407	SCHOOLNET 0.01	0.00	0.00	0.00	0.00	0.01	0.00	0.01
451 9017	DATA COMM 0.00	0.00	2,700.00	0.00	0.00	2,700.00	0.00	2,700.00
459 9903	OHIO READS GRANT 300.00	0.00	0.00	0.00	0.00	300.00	0.00	300.00
459 9905	OHIO READS 2,000.00	0.00	0.00	0.00	0.00	2,000.00	0.00	2,000.00
461 9017	VOC ED ENHANCEMENTS 0.00	0.00	2,229.84	496.53	2,949.31	719.47-	0.00	719.47-
499 9014	Early Literacy Grant 7,805.06	0.00	0.00	0.00	0.00	7,805.06	0.00	7,805.06
499 9016	FY16 Parent Mentor Grant 0.00	0.00	2,400.00	0.00	0.00	2,400.00	0.00	2,400.00
499 9017	Parent Mentor Services 0.00	3,000.00	7,200.00	2,000.00	9,600.00	2,400.00-	15,400.00	17,800.00-
499 9107	Project Lead the Way 0.45	0.00	0.00	0.00	0.00	0.45	0.00	0.45
499 9900	BUILDING INCENTIVE 128.59	0.00	0.00	0.00	0.00	128.59	0.00	128.59

Date: 01/03/2017
 Time: 1:58 pm

SOUTHEASTERN LOCAL SCHOOL
 Financial Report by Fund/SCC

Fund #	Fund Description	FYTD Receipts	MTD Expenditures	FYTD Expenditures	Current Fund Balance	Current Encumbrances	Unencumbered Fund Balance	Bank Code
516 9602	TITLE IV-B 2002 0.56	0.00	0.00	0.00	0.56	0.00	0.56	
516 9616	IDEA PART B 3,854.85	0.00	10,973.34	0.00	14,828.19	0.00	0.00	
516 9617	IDEA PART B 0.00	18,631.86	48,844.19	12,344.24	48,587.55	256.64	0.00	256.64
572 9216	TITLE I 9,697.75	0.00	19,222.80	0.00	28,920.55	0.00	0.00	0.00
572 9217	TITLE I 0.00	0.00	36,708.78	18,893.78	64,424.10	27,715.32-	1,440.93	29,156.25-
573 9302	TITLE VI-INNOVATIVE 1.00	0.00	0.00	0.00	0.00	1.00	0.00	1.00
590 9017	IMPROVING TCHR QUALITY 0.00	0.00	8,815.65	3,526.26	14,105.04	5,289.39-	0.00	5,289.39-
GRAND TOTALS:								
	6,958,905.33	450,730.27	5,126,945.23	811,711.65	5,067,298.84	7,018,551.72	1,272,554.59	5,745,997.13

-- Options Summary --

Output file: CHEKPY.TXT
Print options page? (Y,N) Y
Sort options: C
Check types to select. (D,I,M,P,R,T,W): W,P,R,M
Print vendor from PO or check. (P,C): P
Date Selection From: 12/01/2016
To: 12/31/2016
Summary or Detail report? (S,D) S
Single or Double space summary report? (S,D) S
Include or Exclude the following vendors?(I,E) I

BAT_CHEKPY executed by SE_BMCKEE on node MVECA0:: at 3-JAN-2017 13:52:02.77

Date: 01/03/2017
 Time: 1:52 pm

SOUTHEASTERN LOCAL SCHOOL
 SORT BY CHECK NUMBER
 CHECK DATES BETWEEN 12/01/2016 AND 12/31/2016
 WARRANT, REFUND, MEMO, PAYROLL CHECKS

Page: 1
 (CHEKPY)

CHECK	TYPE	DATE	VENDOR	VENDOR	STATUS/DATE	BANK CODE	CHECK AMOUNT
093792	W	12/09/2016	Al Able Pest Doctors	034985	RECONCILED:12/31/2016		120.00
093793	W	12/09/2016	ACT	034592	RECONCILED:12/31/2016	1	250.00
093794	W	12/09/2016	American Fidelity Administrive Services, LLC	034825	RECONCILED:12/31/2016		1,355.75
093795	W	12/09/2016	Anderson's School Events	032677	RECONCILED:12/31/2016	1	412.48
093796	W	12/09/2016	Andrew Lytle	034351	RECONCILED:12/31/2016	1	40.00
093797	W	12/09/2016	AQUA-FALLS GLACIER MOUNTAIN	030172	RECONCILED:12/31/2016		4.95
093798	W	12/09/2016	AMERITECH	010200	RECONCILED:12/31/2016		578.19
093799	W	12/09/2016	Brandon Smith	034980	RECONCILED:12/31/2016	1	65.00
093800	W	12/09/2016	BUCKEYE ALL GASES	010097	RECONCILED:12/31/2016		17.55
093801	W	12/09/2016	Burleson Law Offices, LLC	033353	RECONCILED:12/31/2016		4,198.87
093802	W	12/09/2016	Carr Supply Springfield	034750	RECONCILED:12/31/2016		160.63
093803	W	12/09/2016	Carson Dixon	034170	RECONCILED:12/31/2016	1	55.00
093804	W	12/09/2016	Chris Baker	033024	RECONCILED:12/31/2016	1	65.00
093805	W	12/09/2016	Christopher Dodd	034399	RECONCILED:12/31/2016	1	65.00
093806	W	12/09/2016	CHUCK MCNIER	008122	RECONCILED:12/31/2016		14.99
093807	W	12/09/2016	CLARK COUNTY EDUCATIONAL SERVICE CENTER	002300	RECONCILED:12/31/2016		62,503.45
093808	W	12/09/2016	Clark County Volleyball Banquet	034381	RECONCILED:12/31/2016	1	100.00
093809	W	12/09/2016	Clark State Community College Attn:OFC of Early Col. Prog	033882	RECONCILED:12/31/2016		1,878.50
093810	W	12/09/2016	Donald Hammond	034066	RECONCILED:12/31/2016	1	95.00
093811	W	12/09/2016	Freestyle Photographic Supplie	033596	RECONCILED:12/31/2016		902.55
093812	W	12/09/2016	Furlow's Consulting LLC	034907	RECONCILED:12/13/2016		1,219.92
093813	W	12/09/2016	Great Lakes Biomedical LTD	034176	RECONCILED:12/31/2016		323.00
093814	W	12/09/2016	Greg Shupert	034864	RECONCILED:12/31/2016	1	40.00
093815	W	12/09/2016	H. W. MANN & SONS	007650	RECONCILED:12/31/2016		340.00
093816	W	12/09/2016	Healy Awards Inc	034602	RECONCILED:12/31/2016	1	127.67
093817	W	12/09/2016	Huntington National Bank Attn: Cheri Scott-Geraci	034035	RECONCILED:12/31/2016		250.00
093818	W	12/09/2016	Jaimey Bly	033532	RECONCILED:12/31/2016	1	65.00
093819	W	12/09/2016	Jason Meeks	034990	RECONCILED:12/31/2016	1	40.00
093820	W	12/09/2016	Joe Waisanen	034074	RECONCILED:12/31/2016	1	65.00
093821	W	12/09/2016	John Berger	034202	RECONCILED:12/31/2016	1	40.00
093822	W	12/09/2016	John Lemon	032783	RECONCILED:12/31/2016	1	55.00
093823	W	12/09/2016	Jon Siler	034690	RECONCILED:12/31/2016	1	65.00
093824	W	12/09/2016	Jose Travis	034839	RECONCILED:12/31/2016	1	65.00
093825	W	12/09/2016	Ken Powers	034256	RECONCILED:12/31/2016	1	55.00
093826	W	12/09/2016	Kyle Oldiges	034984	RECONCILED:12/31/2016	1	30.00
093827	W	12/09/2016	MAIN STREET DESIGN	031713	RECONCILED:12/31/2016		2,360.65
093828	W	12/09/2016	Michael Shah	034856	RECONCILED:12/31/2016	1	80.00
093829	W	12/09/2016	Michael Young	033539	RECONCILED:12/31/2016	1	40.00
093830	W	12/09/2016	MILLER'S TEXTILE SERVICES	012700	RECONCILED:12/31/2016		102.05
093831	W	12/09/2016	Nancy Holt	034684	RECONCILED:12/31/2016		1,000.00
093832	W	12/09/2016	OHSFSCA	031169	RECONCILED:12/31/2016	1	295.00
093833	W	12/09/2016	OSBA	032550	RECONCILED:12/31/2016		590.00
093834	W	12/09/2016	PEPSI COLA CO.	010375	RECONCILED:12/31/2016	1	1,074.43
093835	W	12/09/2016	QUILL OFFICE SUPPLIES	010750	RECONCILED:12/31/2016		205.72
093836	W	12/09/2016	RANDY DELANEY	020510	RECONCILED:12/31/2016	1	185.69
093837	W	12/09/2016	Rieck Mechanical Electrical Services	032731	RECONCILED:12/31/2016		494.20

Date: 01/03/2017
 Time: 1:52 pm

SOUTHEASTERN LOCAL SCHOOL
 SORT BY CHECK NUMBER
 CHECK DATES BETWEEN 12/01/2016 AND 12/31/2016
 WARRANT, REFUND, MEMO, PAYROLL CHECKS

Page: 2
 (CHEKPY)

CHECK	TYPE	DATE	VENDOR	VENDOR	STATUS/DATE	BANK CODE	CHECK AMOUNT
093838	W	12/09/2016	Robert Glaser	033319	RECONCILED:12/31/2016	1	65.00
093839	W	12/09/2016	School Nurse Supply	032500	RECONCILED:12/31/2016		1,213.96
093840	W	12/09/2016	SDE REGISTRATIONS	030400	RECONCILED:12/31/2016		1,295.00
093841	W	12/09/2016	SHOEMAKER'S HOME CENTER	011950	RECONCILED:12/31/2016		224.69
093842	W	12/09/2016	Shymaine Williams	034978	RECONCILED:12/31/2016	1	65.00
093843	W	12/09/2016	Sidney High School	034982			200.00
093844	W	12/09/2016	STAPLES, INC ATTN:GRANT SMITH #115	031888	RECONCILED:12/31/2016		90.44
093845	W	12/09/2016	Stephanie Weaver	034988	RECONCILED:12/31/2016	1	39.48
093846	W	12/09/2016	SUE BLACK	012939	RECONCILED:12/31/2016	1	24.58
093847	W	12/09/2016	TERMINIX INTERNATIONAL CO.,THE	000200	RECONCILED:12/31/2016		125.00
093848	W	12/09/2016	THYSSENKRUPP ELEVATOR CORP	005544	RECONCILED:12/31/2016		450.00
093849	W	12/09/2016	Timothy Pugh	034989	RECONCILED:12/31/2016	1	80.00
093850	W	12/09/2016	Treasurer of State Department of Admin Services	034981	RECONCILED:12/31/2016		60.00
093851	W	12/09/2016	TREASURER OF STATE OF OHIO OHIO DEPT OF COMMERCE	013053	RECONCILED:12/31/2016		530.50
093852	W	12/12/2016	Kim Owens	034277	RECONCILED:12/31/2016		107.50
093853	W	12/16/2016	Andrew Lytle	034351	RECONCILED:12/31/2016	1	40.00
093854	W	12/16/2016	ANGI Kaverman	003211	RECONCILED:12/31/2016		78.88
093855	W	12/16/2016	Apple Inc.	034275			779.00
093856	W	12/16/2016	AQUA-FALLS GLACIER MOUNTAIN	030172	RECONCILED:12/31/2016		4.95
093857	W	12/16/2016	Beth Bertemes	033864	RECONCILED:12/31/2016		53.81
093858	W	12/16/2016	CASEY LEE	032290		1	65.00
093859	W	12/16/2016	Centurylink Business Services	031172			9.50
093860	W	12/16/2016	CLARK COUNTY EDUCATIONAL SERVICE CENTER	002300	RECONCILED:12/31/2016		172.79
093861	W	12/16/2016	COUNTRY MINI MART	030851	RECONCILED:12/31/2016		243.00
093862	W	12/16/2016	DARRICK RIGGS	032170	RECONCILED:12/31/2016		136.82
093863	W	12/16/2016	David Diaz	034412		1	65.00
093864	W	12/16/2016	DAVID MORROW	008609	RECONCILED:12/31/2016		45.36
093865	W	12/16/2016	DELANEY PLUMBING	003400	RECONCILED:12/31/2016		950.35
093866	W	12/16/2016	Genuine Parts Co. DBA NAPA AUTO PARTS	012600	RECONCILED:12/31/2016		95.06
093867	W	12/16/2016	Image Market	033140			214.25
093868	W	12/16/2016	B2B Computer Products LLC DBA: ITSavvy	034144	RECONCILED:12/31/2016		2,266.47
093869	W	12/16/2016	James Bland	034014	RECONCILED:12/31/2016	1	55.00
093870	W	12/16/2016	James P. Jenkins Electrical Service	033853	VOID: 12/28/2016		5,600.00
093871	W	12/16/2016	KATHY MERCER	005620	RECONCILED:12/31/2016		200.00
093872	W	12/16/2016	Kyle Oldiges	034984		1	40.00
093873	W	12/16/2016	MADISON/CHAMPAIGN ESC Attn: Scott Howell	002124	RECONCILED:12/31/2016		490.00
093874	W	12/16/2016	MELISSA HUNTER	031146			12.20
093875	W	12/16/2016	MILLER'S TEXTILE SERVICES	012700	RECONCILED:12/31/2016		55.00
093876	W	12/16/2016	Nicole Delk	034842	RECONCILED:12/31/2016		67.42
093877	W	12/16/2016	OHIO HERITAGE CONFERENCE Jim Murray, Commissioner	031858			2,718.70
093878	W	12/16/2016	QUILL OFFICE SUPPLIES	010750	RECONCILED:12/31/2016		36.78
093879	W	12/16/2016	R.D. Holder Oil Co., Inc.	033005	RECONCILED:12/31/2016		337.26

Date: 01/03/2017
Time: 1:52 pm

SOUTHEASTERN LOCAL SCHOOL
SORT BY CHECK NUMBER
CHECK DATES BETWEEN 12/01/2016 AND 12/31/2016
WARRANT, REFUND, MEMO, PAYROLL CHECKS

Page: 3
(CHEKPY)

CHECK	TYPE	DATE	VENDOR	VENDOR	STATUS/DATE	BANK CODE	CHECK AMOUNT
093880	W	12/16/2016	Richard McCurdy	034054		1	55.00
093881	W	12/16/2016	ROBERT COWLES	032330	RECONCILED:12/31/2016	1	55.00
093882	W	12/16/2016	Rudy's Smokehouse	034523	RECONCILED:12/31/2016		783.75
093883	W	12/16/2016	SHOEMAKER'S GROCERY	011900			21.79
093884	W	12/16/2016	SOUTHEASTERN ATHLETIC DPT.	012384	RECONCILED:12/31/2016		60.00
093885	W	12/16/2016	STARR TROPHY AND AWARDS	002199	RECONCILED:12/31/2016	1	458.50
093886	W	12/16/2016	SUE BLACK	012939	RECONCILED:12/31/2016		65.12
093887	W	12/16/2016	Todd Flora	033658		1	132.00
093888	W	12/16/2016	TONY TAYLOR	030122	RECONCILED:12/31/2016	1	120.00
093889	W	12/16/2016	VECTREN ENERGY DELIVERY	003350	RECONCILED:12/31/2016		555.02
093890	W	12/16/2016	WILL W. FISHER & SON CO.	004444	RECONCILED:12/31/2016		29.25
093891	W	12/19/2016	Los Mariachis	034996	RECONCILED:12/31/2016		445.00
093892	W	12/20/2016	Cummins Bridgeway	034199	RECONCILED:12/31/2016		174.81
093893	W	12/20/2016	DAYTON POWER AND LIGHT COMPANY	032183			4,843.25
093894	W	12/20/2016	De Lage Landen	034335	RECONCILED:12/31/2016		1,688.00
093895	W	12/20/2016	KATHY MERCER	005620			69.00
093896	W	12/20/2016	KINCAIDS	006764	RECONCILED:12/31/2016		21.99
093897	W	12/20/2016	Nancy Holt	034684	RECONCILED:12/31/2016		1,000.00
093898	W	12/20/2016	NATIONAL FFA ORGANIZATION	008762	RECONCILED:12/31/2016		37.37
093899	W	12/20/2016	Northeastern FFA	034975			426.84
093900	W	12/20/2016	R.D. Holder Oil Co., Inc.	033005	RECONCILED:12/31/2016		14,776.10
093901	W	12/20/2016	TERMINIX INTERNATIONAL CO.,THE	000200	RECONCILED:12/31/2016		5,500.00
093902	W	12/20/2016	Wizard Sports Equipment, Inc	034986	RECONCILED:12/31/2016	1	43.95
093903	W	12/28/2016	Jenks & Associates, Inc.	034366			5,600.00
093904	W	12/29/2016	Al Able Pest Doctors	034985			144.00
093905	W	12/29/2016	Amanda Best	033456			19.90
093906	W	12/29/2016	AMERITECH	010200			555.37
093907	W	12/29/2016	Becky Bostick	034994			47.00
093908	W	12/29/2016	Chris Branscomb	034711		1	65.00
093909	W	12/29/2016	Christopher Dodd	034399		1	65.00
093910	W	12/29/2016	D.B. Yummers, LLC	032977			1,200.00
093911	W	12/29/2016	DAYTON POWER AND LIGHT COMPANY	032183			253.52
093912	W	12/29/2016	Deanan Gourmet Popcorn, Inc	034991		1	264.50
093913	W	12/29/2016	Direct Energy Business Marketing, LLC	034790			1,121.32
093914	W	12/29/2016	Donald Hammond	034066		1	95.00
093915	W	12/29/2016	Emmanuel Christian	034956		1	60.00
093916	W	12/29/2016	Florida Farm Bureau Mktg. Ass.	032976			2,249.70
093917	W	12/29/2016	James Bland	034014		1	40.00
093918	W	12/29/2016	Jason Meeks	034990		1	40.00
093919	W	12/29/2016	Keith Wheatcraft	033581		1	65.00
093920	W	12/29/2016	Kelvin Little	033672		1	65.00
093921	W	12/29/2016	Ken Powers	034256		1	40.00
093922	W	12/29/2016	Kristi Lowry	033312		1	65.00
093923	W	12/29/2016	Kyle Morris	034413		1	55.00
093924	W	12/29/2016	Lee Whitaker	034954		1	40.00
093925	W	12/29/2016	Mark Fortman	032518		1	65.00
093926	W	12/29/2016	Megacity Fire Protection	034142			235.70
093927	W	12/29/2016	MIKE MCNEIL	004007		1	55.00
093928	W	12/29/2016	MILLER'S TEXTILE SERVICES	012700			102.05
093929	W	12/29/2016	OHSBCA	020018		1	100.00

Date: 01/03/2017
 Time: 1:52 pm

SOUTHEASTERN LOCAL SCHOOL
 SORT BY CHECK NUMBER
 CHECK DATES BETWEEN 12/01/2016 AND 12/31/2016
 WARRANT, REFUND, MEMO, PAYROLL CHECKS

CHECK	TYPE	DATE	VENDOR	VENDOR	STATUS/DATE	BANK CODE	CHECK AMOUNT
093930	W	12/29/2016	Olde Man Granola c/o Rebecca Green	034723			462.00
093931	W	12/29/2016	Pat Keaty	034999		1	65.00
093932	W	12/29/2016	Randon McNeil	034226		1	55.00
093933	W	12/29/2016	Steven Carson	034860		1	65.00
093934	W	12/29/2016	SUE BLACK	012939		1	38.63
093935	W	12/29/2016	TERMINIX INTERNATIONAL CO.,THE	000200		(Multi-bank check)	105.00
093936	W	12/29/2016	TODD CHARLES	032089		1	40.00
093937	W	12/29/2016	Toshika Howard-Patterson	034997		1	65.00
093938	W	12/29/2016	VICTORY LANES BOWLING	013378			1,440.00
093939	W	12/29/2016	WILL W. FISHER & SON CO.	004444			1,103.25
093940	W	12/29/2016	Xenia City School District	034995			225.00
992504	C	12/05/2016	PAYROLL	900005	RECONCILED:12/31/2016	(Multi-bank check)	237,459.76
992509	C	12/20/2016	PAYROLL	900005	RECONCILED:12/31/2016	(Multi-bank check)	227,021.86
992510	M	12/23/2016	FOUNDATION	900014		(Multi-bank check)	116,280.76
992511	M	12/05/2016	PAYROLL	900005		(Multi-bank check)	5,010.38
992512	M	12/20/2016	PAYROLL	900005		(Multi-bank check)	4,786.67
992513	M	12/05/2016	RETIREMENT STRS	900001			1,636.74
992514	M	12/20/2016	RETIREMENT STRS	900001			1,636.74
992515	M	12/20/2016	RETIREMENT SERS	900002			575.70
992516	M	12/26/2016	EPC-Self-Funded Medical Plan	900052		(Multi-bank check)	85,484.68
992517	M	12/26/2016	EPC Dental/Vision Benefit Plan Dental Plan	900053		(Multi-bank check)	4,838.34
992518	M	12/26/2016	EPC-Dental/Vision Benefit Plan Vision Plan	900054		(Multi-bank check)	1,291.80
992519	M	12/26/2016	Sun Life Assurance Company of Canada	900055		(Multi-bank check)	358.50
992520	M	12/27/2016	RingCentral, Inc.	900082			366.64
992521	M	12/08/2016	SECURITY NATIONAL BANK	900042			603.92
992522	M	12/20/2016	CORRECTING ENTRY	900038			0.00
992523	M	12/31/2016	SECURITY NATIONAL BANK	900042			100.00
V VOIDED CHECKS			1	CHECK TOTALS		5,600.00	
R RECONCILED CHECKS			93	CHECK TOTALS		581,861.82	
W WARRANT CHECKS			149	CHECK TOTALS		149,228.67	
M MEMO CHECKS			14	CHECK TOTALS		222,970.87	
B REFUND CHECKS			0	CHECK TOTALS		0.00	
I INVESTMENT CHECKS			0	CHECK TOTALS		0.00	
T TRANSFER CHECKS			0	CHECK TOTALS		0.00	
D DISTRIBUTION CHECKS			0	CHECK TOTALS		0.00	
C PAYROLL CHECKS			2	CHECK TOTALS		464,481.62	
MISSING CHECKS			0				
** TOTAL CHECKS (LESS VOIDED)			164	** TOTAL NET		831,081.16	
*** TOTAL CHECKS WRITTEN			165	*** GRAND TOTALS		836,681.16	