

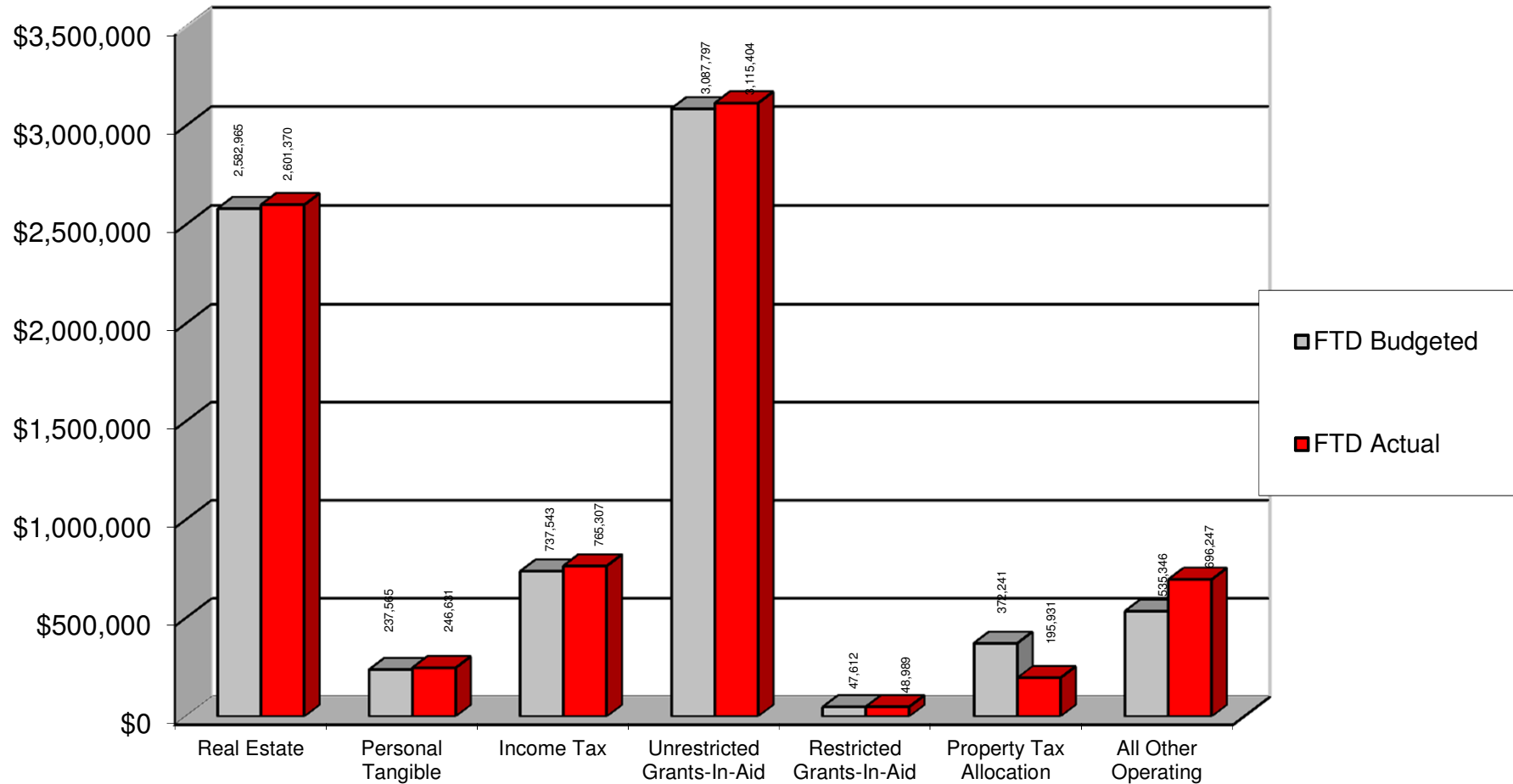
SOUTHEASTERN LOCAL SCHOOL DISTRICT

FINANCIAL REPORT

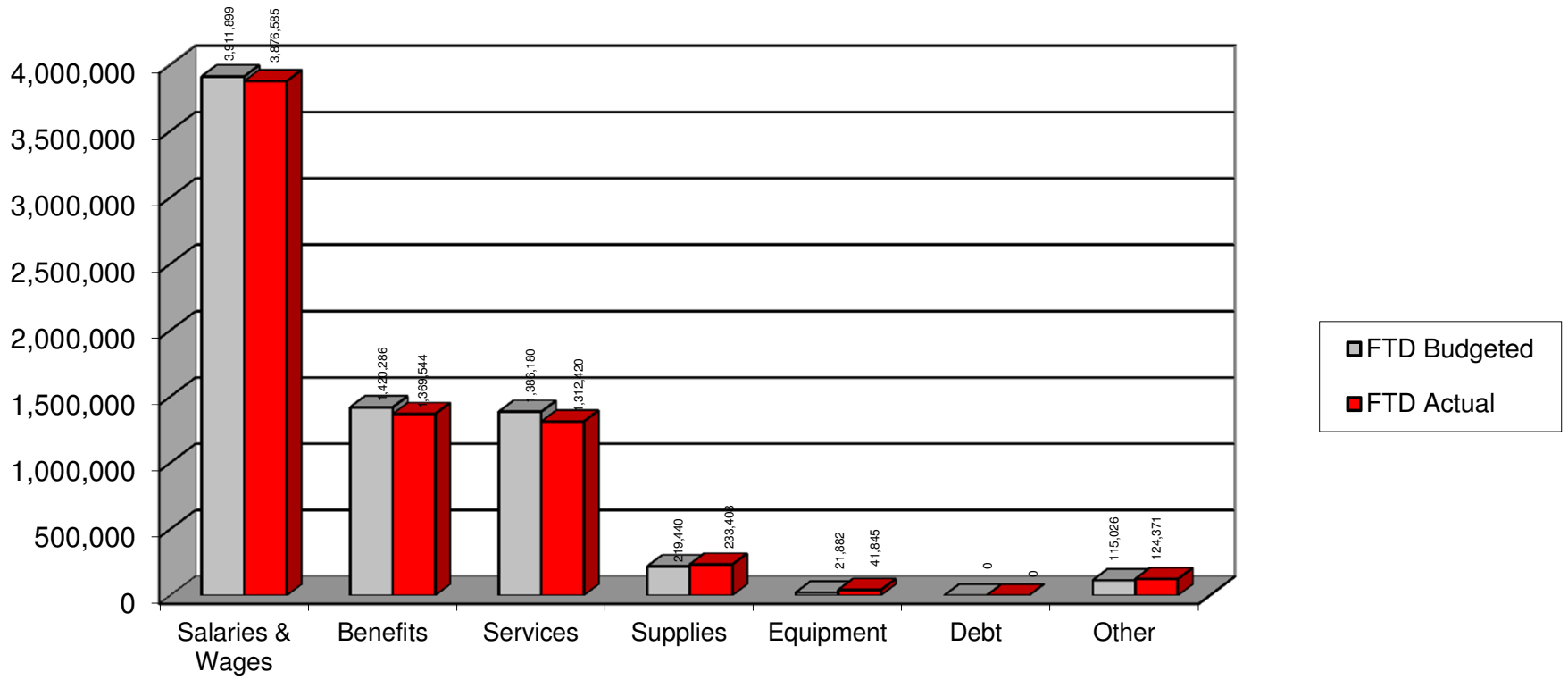
03/31/2018



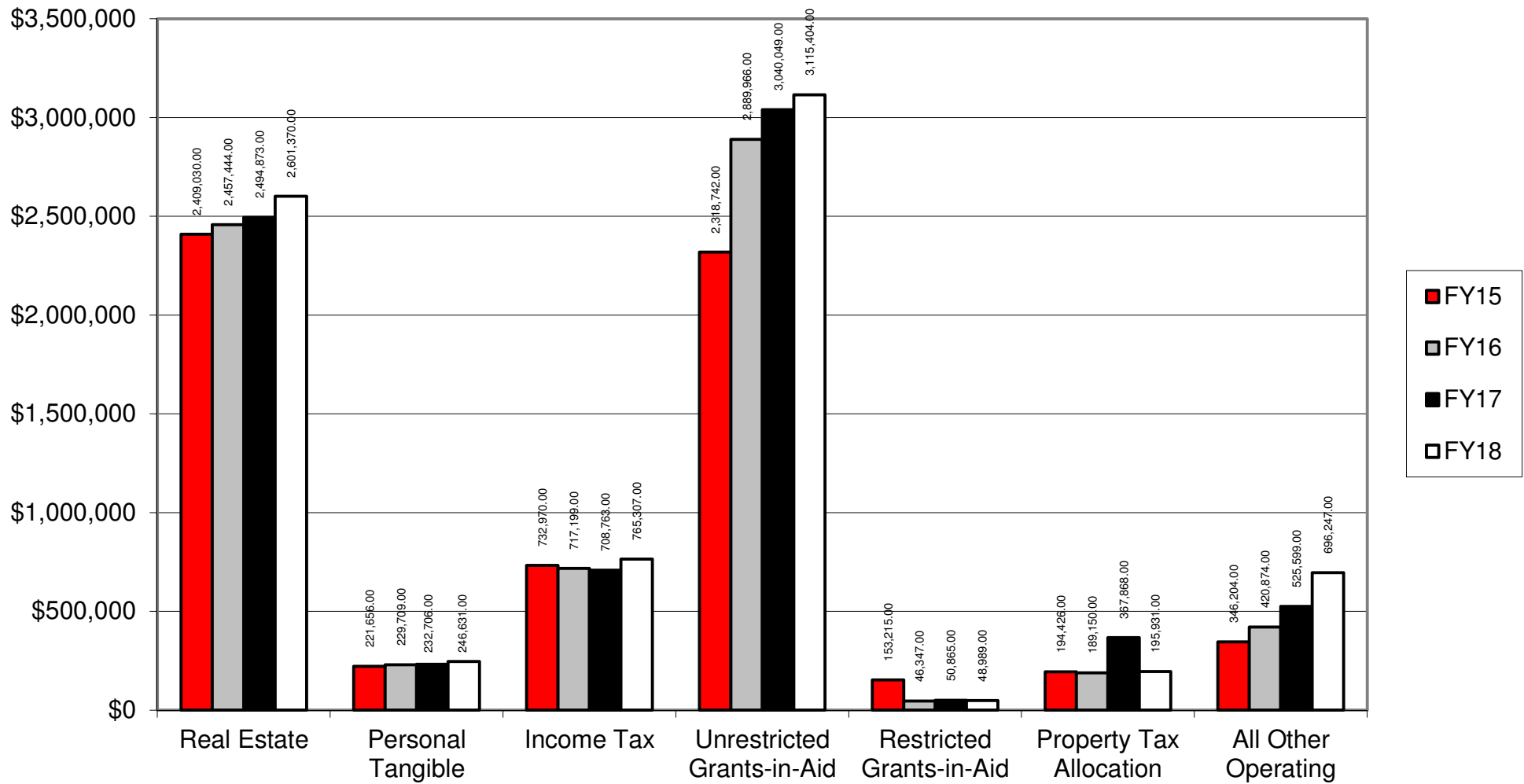
FTD BUDGETED vs. FTD ACTUAL



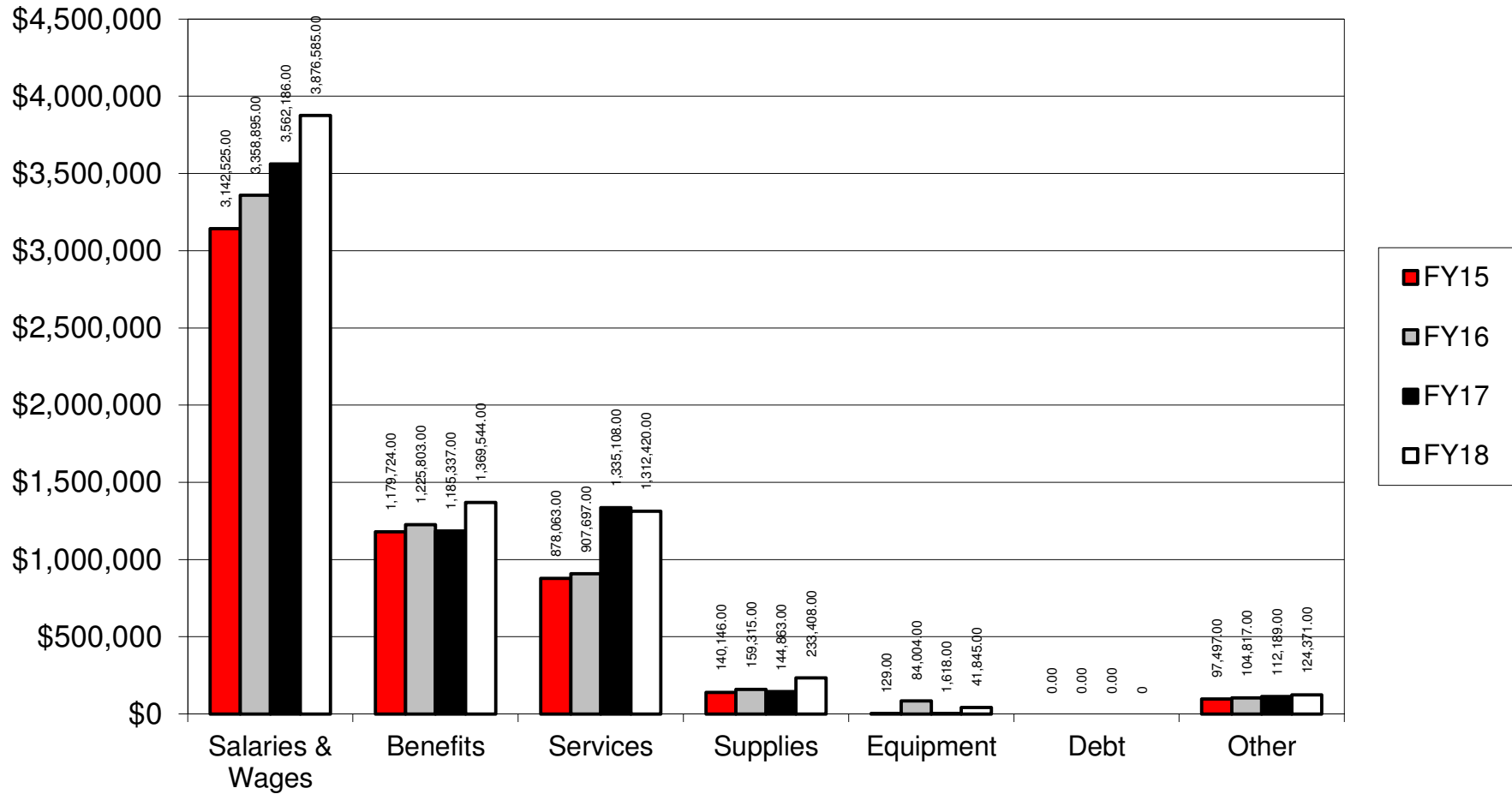
FTD BUDGETED vs. FTD ACTUAL



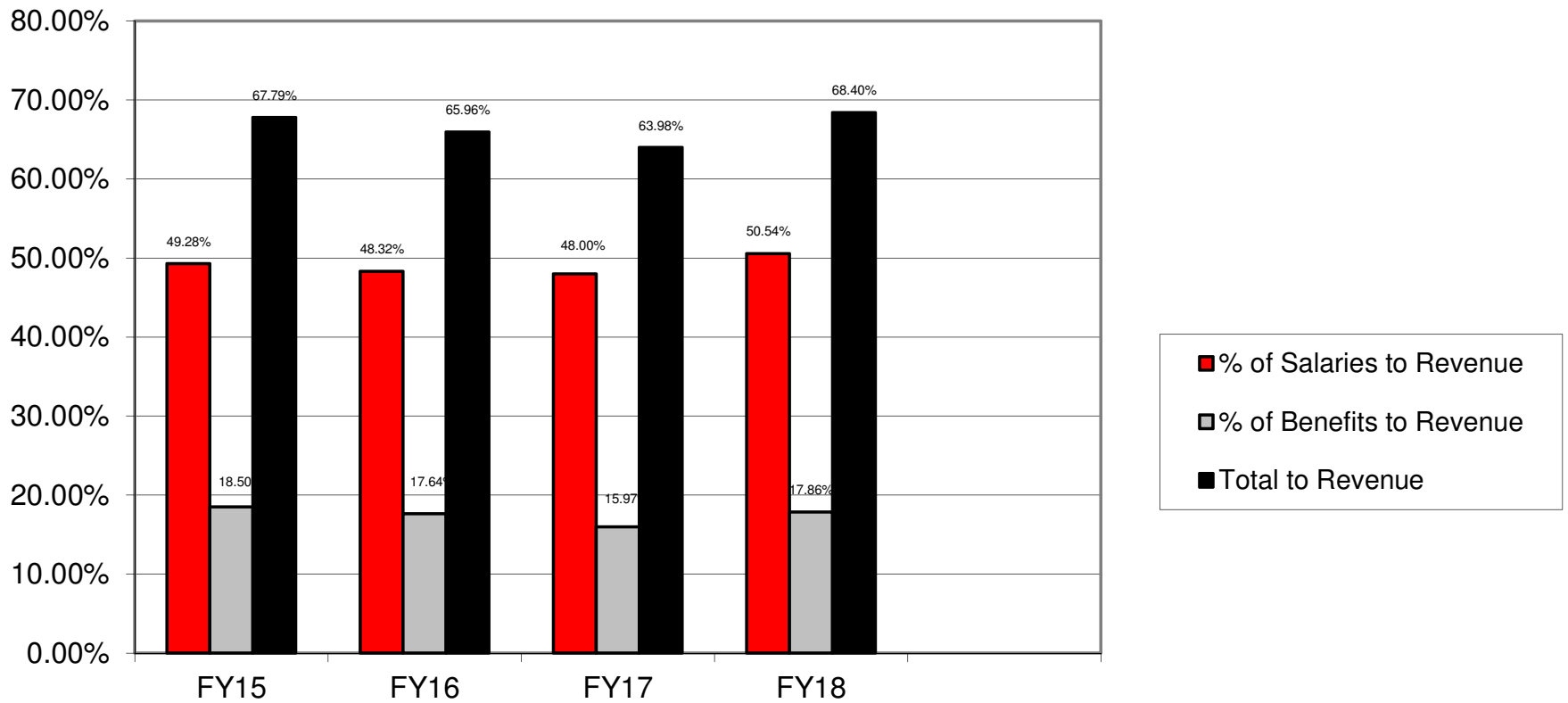
HISTORICAL REVENUE



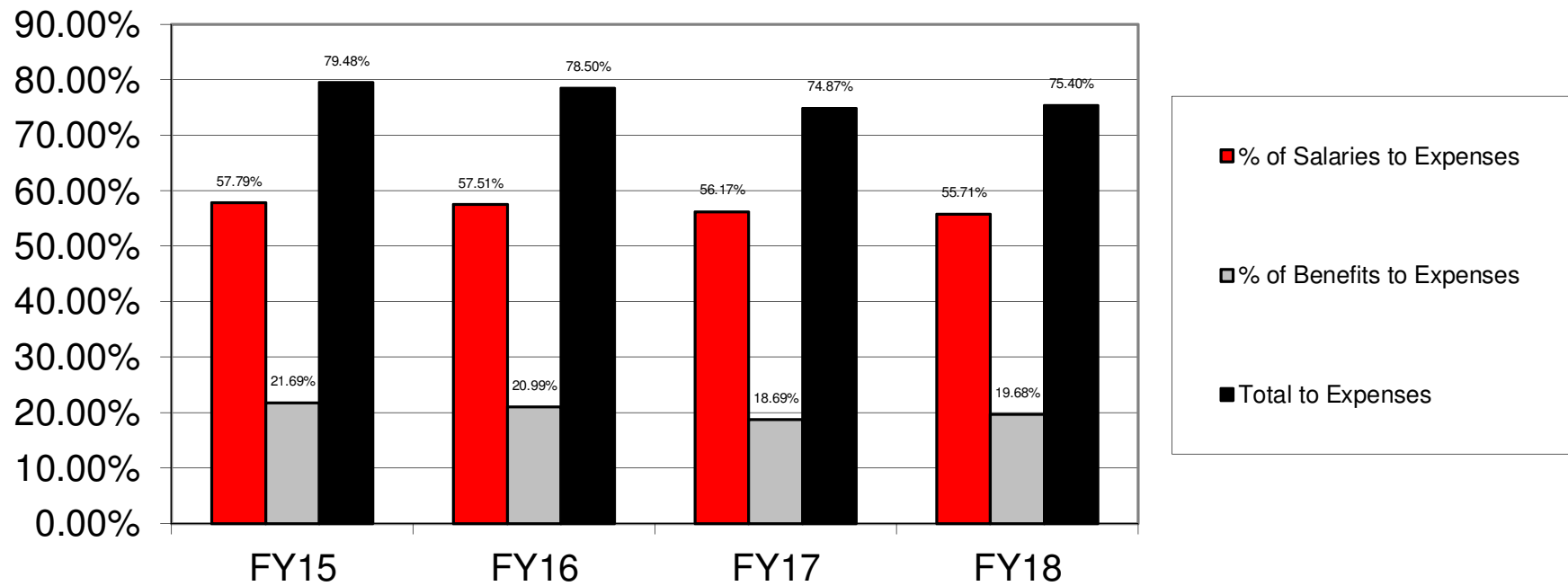
HISTORICAL EXPENDITURES



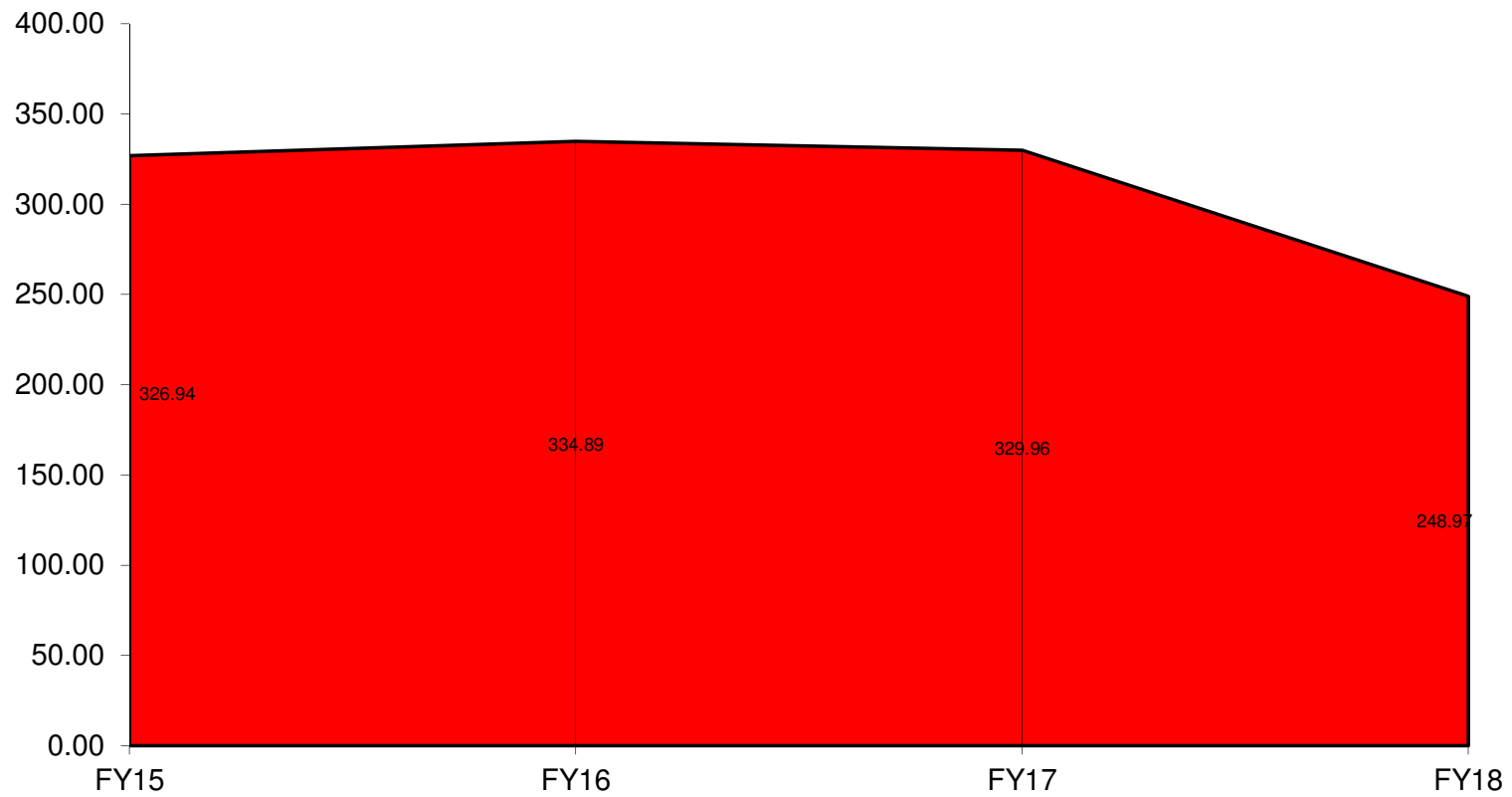
% OF SALARIES AND BENEFITS TO REVENUE



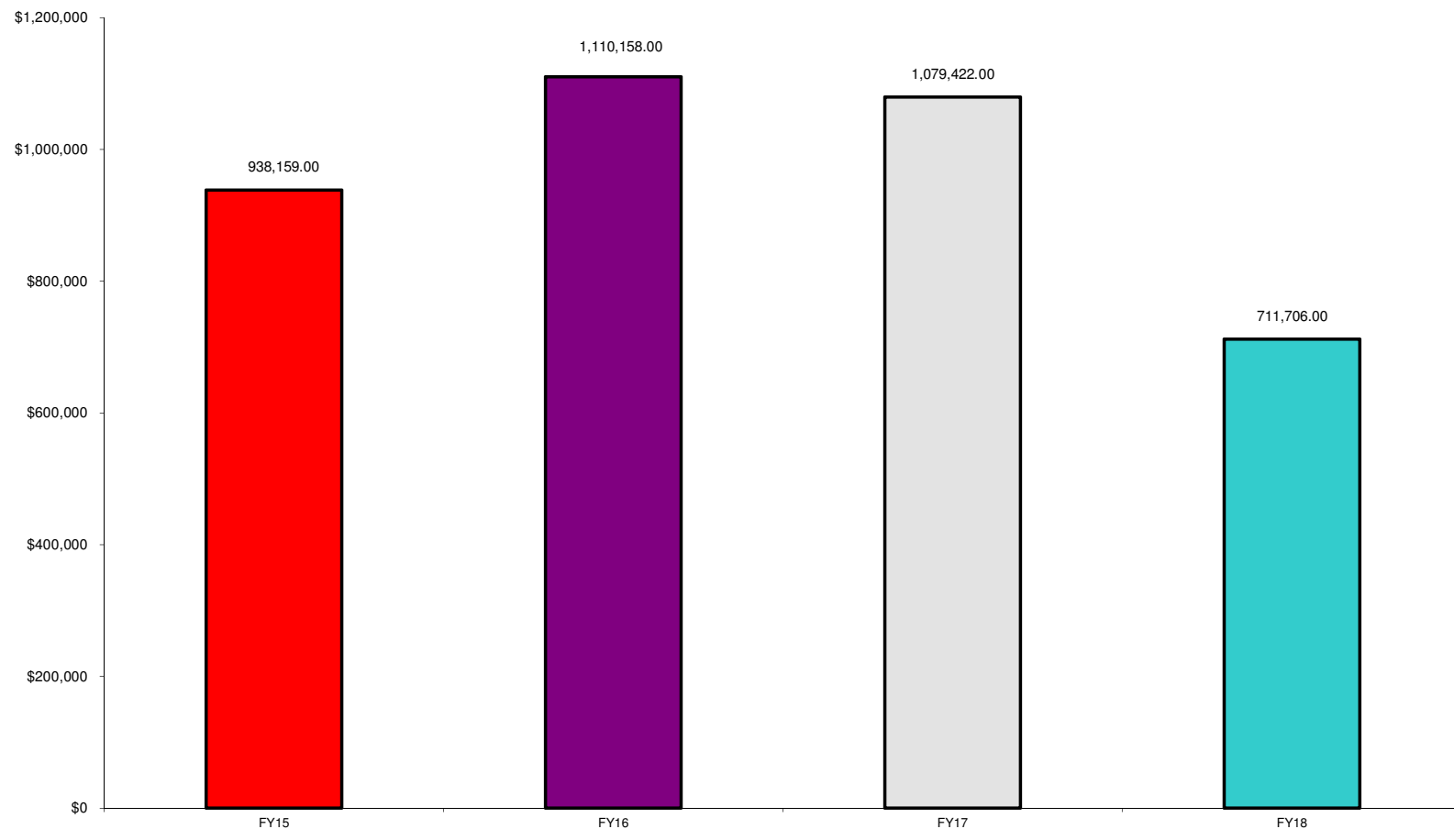
% OF SALARIES AND BENEFITS TO EXPENDITURES



Days of Operating Cash



SURPLUS/DEFICIT



**MONTHLY BUDGET VARIANCE
SOUTHEASTERN LOCAL SCHOOLS**

	FTD Budgeted	FTD Actual	Variance	Percentage Variance	MTD Budgeted	MTD Actual	Variance	Percentage Variance
REVENUE								
General Property (Real Estate)	\$2,582,965	\$2,601,370	\$18,405	0.71%	\$661,412	\$680,920	\$19,508	2.95%
Tangible Personal Property	237,565	246,631	9,066	3.82%	117,823	126,889	9,066	7.69%
Income Tax	737,543	765,307	27,764	3.76%	0	0	0	-
Unrestricted Grants-In-Aid	3,087,797	3,115,404	27,607	0.89%	335,281	328,339	(6,942)	-2.07%
Restricted Grants-In-Aid	47,612	48,989	1,377	2.89%	4,614	4,971	357	7.74%
Restricted Grants-In-Aid - SFSF	0	0	0	-	0	0	0	-
Property Tax Allocation	372,241	195,931	(176,310)	-47.36%	169,289	0	(169,289)	-100.00%
All Other Operating Revenue	535,346	696,247	160,901	30.06%	154,198	190,618	36,420	23.62%
TOTAL REVENUE	\$7,601,069	\$7,669,879	\$68,810	0.91%	\$1,442,617	\$1,331,737	(\$110,880)	-7.69%
EXPENDITURES								
Salaries & Wages	\$3,911,899	\$3,876,585	\$35,314	-0.90%	\$485,140	\$468,175	\$16,965	-3.50%
Benefits	1,420,286	1,369,544	50,742	-3.57%	155,565	143,439	12,126	-7.79%
Services	1,386,180	1,312,420	73,760	-5.32%	341,287	343,217	(\$1,930)	0.57%
Supplies	219,440	233,408	(13,968)	6.37%	2,059	8,829	(6,770)	328.80%
Equipment	21,882	41,845	(19,963)	91.23%	4	1,930	(\$1,926)	48150.00%
Debt	0	0	0	-	0	0	0	-
Other	115,026	124,371	(9,345)	8.12%	40,919	39,867	1,052	-2.57%
TOTAL EXPENSES	\$7,074,713	\$6,958,173	\$116,540	-1.65%	\$1,024,974	\$1,005,457	\$19,517	-1.90%
SURPLUS/DEFICIT	\$526,356	\$711,706	\$185,350	35.21%	\$417,643	\$326,280	(\$91,363)	-21.88%
OTHER USES/SOURCES								
Transfers/Advances In	388,797	388,797	0	0.00%	0	0	0	-
Transfers/Advances Out	0	0	0	-	0	0	0	-
All Other Financing Sources/(Uses)	24,825	24,756	(69)	-0.28%	0	0	\$0	-
NET SOURCES/USES	413,622	413,587	(35)	-0.01%	0	0	0	-
BEGINNING CASH	\$6,701,477	\$6,701,477	\$0	0.00%	\$7,223,811	\$7,500,490	\$276,679	3.83%
ENDING CASH	\$7,641,455	\$7,826,770	\$185,315	2.43%	\$7,641,454	\$7,826,770	\$185,316	2.43%
ENCUMBRANCES	\$495,928	\$638,397	\$142,469	28.73%	\$495,928	\$638,397	\$142,469	28.73%
BUDGET RESERVE	\$0	\$0			\$0	\$0		
UNENCUMBERED CASH	\$7,145,527	\$7,188,373	\$42,846	0.60%	\$7,145,526	\$7,188,373	\$42,847	0.60%

**HISTORICAL COMPARISON BY OBJECT
SOUTHEASTERN LOCAL SCHOOLS**

	FY 15 7/14-03/15	FY 16 7/15-03/16	% of Change	FY 17 7/16-03/17	% of Change	FY 18 7/17-03/18	% of Change
REVENUE							
General Property (Real Estate)	\$2,409,030	\$2,457,444	2.01%	\$2,494,873	1.52%	\$2,601,370	4.27%
Tangible Personal Property	221,656	229,709	3.63%	232,706	1.30%	246,631	5.98%
Income Tax	732,970	717,199	-2.15%	708,763	-1.18%	765,307	7.98%
Unrestricted Grants-in-Aid	2,318,742	2,889,966	24.64%	3,040,049	5.19%	3,115,404	2.48%
Restricted Grants-in-Aid	153,215	46,347	-69.75%	50,865	9.75%	48,989	-3.69%
Restricted Grants-in-Aid - SFSF	0	0	-	0	-	0	-
Property Tax Allocation	194,426	189,150	-2.71%	367,868	94.48%	195,931	-46.74%
All Other Operating Revenue	346,204	420,874	21.57%	525,599	24.88%	696,247	32.47%
TOTAL REVENUE	\$6,376,243	\$6,950,689	9.01%	\$7,420,723	6.76%	\$7,669,879	3.36%
EXPENDITURES							
Salaries & Wages	3,142,525	3,358,895	6.89%	3,562,186	6.05%	3,876,585	8.83%
Benefits	1,179,724	1,225,803	3.91%	1,185,337	-3.30%	1,369,544	15.54%
Services	878,063	907,697	3.37%	1,335,108	47.09%	1,312,420	-1.70%
Supplies	140,146	159,315	13.68%	144,863	-9.07%	233,408	61.12%
Equipment	129	84,004	65019.38%	1,618	-98.07%	41,845	2486.22%
Debt	0	0	-	0	-	0	-
Other	97,497	104,817	7.51%	112,189	7.03%	124,371	10.86%
TOTAL EXPENDITURES	\$5,438,084	\$5,840,531	7.40%	\$6,341,301	8.57%	\$6,958,173	9.73%
SURPLUS/DEFICIT	938,159	1,110,158	18.33%	1,079,422	-2.77%	711,706	-34.07%
OTHER SOURCES/USES							
Advances/Transfers In	242,939	279,051	14.86%	291,995	4.64%	388,797	33.15%
Advances/Transfers Out	0	1,000	-	0	-100.00%	0	-
All Other Financing Sources	36,550	33,356	-8.74%	142,850	328.26%	24,756	-82.67%
Debt Service	0	0	-	0	-	0	-
NET SOURCES/USES	279,489	311,407	11.42%	434,845	39.64%	413,587	-4.89%
BEGINNING CASH	\$5,516,278	\$5,988,692	8.56%	\$6,590,282	10.05%	\$6,701,477	1.69%
ENDING CASH	\$6,733,926	\$7,410,257	10.04%	\$8,104,549	9.37%	\$7,826,770	-3.43%
ENCUMBRANCES	245,180	271,714	10.82%	\$495,928	82.52%	\$638,397	28.73%
UNENCUMBERED CASH	\$6,488,746	\$7,138,543	10.01%	\$7,608,621	6.59%	\$7,188,373	-5.52%
% of Salaries to Revenue	49.28%	48.32%		48.00%		50.54%	
% of Benefits to Revenue	18.50%	17.64%		15.97%		17.86%	
Total to Revenue	67.79%	65.96%		63.98%		68.40%	
Days of Operating Cash	326.94	334.89		329.96		248.97	

Southeastern Local Schools
Clark County, Ohio

General Fund Financial History/Projection

3/31/2018

Percent of Fiscal Year Complete

75.00%

	2017-18 Projection	2017-18 FYTD Actual	FYTD %
REVENUE			
General Property (Real Estate)	\$2,582,964.00	\$2,601,370.00	100.71%
Tangible Personal Property	\$237,565.00	\$246,631.00	103.82%
Income Tax	\$1,003,265.00	\$765,307.00	76.28%
Unrestricted Grants-in-Aid	\$4,087,414.00	\$3,115,404.00	76.22%
Restricted Grants-in-Aid	\$62,412.00	\$48,989.00	78.49%
Restricted Grants-in-Aid - SFSF	\$0.00	\$0.00	#DIV/0!
Property Tax Allocation	\$385,961.00	\$195,931.00	50.76%
All Other Operating Revenue	\$659,251.00	\$696,247.00	105.61%
TOTAL	\$9,018,832.00	\$7,669,879.00	85.04%
EXPENDITURES			
Salaries & Wages	\$5,240,271.00	\$3,876,585.00	73.98%
Benefits	\$1,884,123.00	\$1,369,544.00	72.69%
Services	\$1,972,959.00	\$1,312,420.00	66.52%
Supplies	\$266,673.00	\$233,408.00	87.53%
Equipment	\$524,357.00	\$41,845.00	7.98%
Debt	\$0.00	\$0.00	#DIV/0!
Other	\$175,947.00	\$124,371.00	70.69%
TOTAL	\$10,064,330.00	\$6,958,173.00	69.14%
SURPLUS/(DEFICIT)	(\$1,045,498.00)	\$711,706.00	

Southeastern Local Schools
Explanation of Checks Over \$5,000

03/01/2018 - 03/31/2018

Check #	Vendor Name	Amount	Explanation
095948	20th Century Tours	\$5,700.00	Payment for 8th grade field trip
095957	Clark County ESC	\$181,573.02	Special Ed Services
096017	Clark County ESC	\$85,093.31	Special Ed Services
096062	Bruce D Ottens	\$6,895.00	Payment for new phone system
992764	Payroll	\$235,377.27	Payroll for March 5, 2018
992776	Auditor Clark County	\$29,517.99	Auditor & Treasurer Fees
992777	Payroll	\$260,296.56	Payroll for March 20, 2018
992786	UHC	\$89,309.94	April Health Insurance Payment
992790	Foundation	\$126,410.79	County Board, STRS/SERS, Community Schools, Open Enrollment, ect...

-- Options Summary --

Output file SM2M.TXT
Print options page? (Y,N) Y
Report heading SM2 March 31, 2018
Fiscal Year 2018
Beginning Month: 03
Ending Month: 03

BAT_SM2M executed by SE_BMCKEE on node MVECA0:: at 4-APR-2018 15:25:14.02

DATE: 04/04/2018
 TIME: 15:25:14

FORM SM-2
 OHIO DEPARTMENT OF EDUCATION - OFFICE OF SCHOOL MANAGEMENT ASSISTANCE
 ANNUAL SPENDING PLAN (CURRENT OPERATION - GENERAL FUND ONLY - O.R.C. 5705.391)

PAGE: 1

SCHOOL DISTRICT: SOUTHEASTERN LOCAL SCHOOL

IRN # 046276 COUNTY: CLARK
 SM2 March 31, 2018

FISCAL YEAR: 2018 MONTH: 03

	MONTHLY ESTIMATE	MONTHLY ACTUAL	MONTHLY DIFFERENCE	FISCAL YTD ESTIMATE	FISCAL YTD ACTUAL	FISCAL YTD DIFFERENCE
REVENUES						
01.010 General Property (Real Estate)	0	680,920	680,920	0	2,601,370	2,601,370
01.020 Tangible Personal Property Tax	0	126,889	126,889	0	246,631	246,631
01.030 Income Tax	0	0	0	0	765,307	765,307
01.035 Unrestricted Grants-in-Aid	0	328,339	328,339	0	3,115,404	3,115,404
01.040 Restricted Grants-in-Aid	0	4,971	4,971	0	48,989	48,989
01.045 Restricted Grants-in-Aid - SFSF	0	0	0	0	0	0
01.050 Property Tax Allocation	0	0	0	0	195,931	195,931
01.060 All Other Operating Revenue	0	190,618	190,618	0	696,247	696,247
01.070 Total Revenue	0	1,331,737	1,331,737	0	7,669,879	7,669,879
OTHER FINANCING SOURCES						
02.010 Proceeds from Sale of Notes	0	0	0	0	0	0
02.020 State Emergency Loans & Advancements (Approved)	0	0	0	0	0	0
02.040 Operating Transfers-In	0	0	0	0	0	0
02.050 Advances-In	0	0	0	0	388,797	388,797
02.060 All Other Financing Sources	0	0	0	0	24,790	24,790
02.070 Total Other Financing Sources	0	0	0	0	413,587	413,587
02.080 Total Revenues and Other Financing Sources	0	1,331,737	1,331,737	0	8,083,466	8,083,466
EXPENDITURES						
03.010 Personal Services	0	468,175	468,175	0	3,876,585	3,876,585
03.020 Employees' Retirement/Insurance Benefits	0	143,439	143,439	0	1,369,544	1,369,544
03.030 Purchased Services	0	343,217	343,217	0	1,312,420	1,312,420
03.040 Supplies and Materials	0	8,829	8,829	0	233,408	233,408
03.050 Capital Outlay	0	1,930	1,930	0	41,845	41,845
03.060 Intergovernmental	0	0	0	0	0	0
04.010 Debt Service: All Principal (Historical)	0	0	0	0	0	0
04.020 Debt Service: Principal - Notes	0	0	0	0	0	0
04.030 Debt Service: Principal - State Loans	0	0	0	0	0	0
04.040 Debt Service: Principal - State Advancements	0	0	0	0	0	0
04.050 Debt Service: Principal - HB 264 Loans	0	0	0	0	0	0
04.055 Debt Service: Principal - Other	0	0	0	0	0	0
04.060 Debt Service: Interest and Fiscal Charges	0	0	0	0	0	0
04.300 Other Objects	0	39,867	39,867	0	124,371	124,371
04.500 Total Expenditures	0	1,005,457	1,005,457	0	6,958,173	6,958,173
OTHER FINANCING USES						
05.010 Operating Transfers - Out	0	0	0	0	0	0
05.020 Advances - Out	0	0	0	0	0	0
05.030 All Other Financing Uses	0	0	0	0	0	0
05.040 Total Other Financing Uses	0	0	0	0	0	0
05.050 Total Expenditure and Other Financing Uses	0	1,005,457	1,005,457	0	6,958,173	6,958,173
06.010 Excess Rev & Oth Financing Sources over(under) Exp &	0	326,280	326,280	0	1,125,293	1,125,293
07.010 Beginning Cash Balance	0	7,500,490	7,500,490	0	6,701,477	6,701,477
07.020 Ending Cash Balance	0	7,826,770	7,826,770	0	7,826,770	7,826,770
08.010 Outstanding Encumbrances	0	638,397	638,397	0	638,397	638,397

-- Options Summary --

Summary or Detail Report? (S,D) D
Output file: FINSUMM.TXT
Type: CSV
Print options page? (Y,N) Y
Generate FINDET report for comparison? (Y,N) Y
Sort options: FS
Include future encumbrance amounts? (Y,N) N
Include accounts with zero amounts? (Y,N) N
Include accounts which are no longer active? (Y,N,I) Y

BAT_FINSUM executed by SE_BMCKEE on node MVECA0:: at 4-APR-2018 14:54:00.85

Date: 04/04/2018
 Time: 2:54 pm

SOUTHEASTERN LOCAL SCHOOL
 Financial Report by Fund/SCC

Fund #	Fund Description	FYTD Receipts	MTD Expenditures	FYTD Expenditures	Current Fund Balance	Current Encumbrances	Unencumbered Fund Balance	Bank Code		
001 0000	CASH CONTROL - GENERAL FUND	6,598,639.26	1,331,636.72	8,082,912.33	1,005,456.28	6,957,438.77	7,724,112.82	638,396.60	7,085,716.22	
001 9018	Chromebook	0.00	100.00	551.00	0.00	735.00	184.00-	0.00	184.00-	
001 9412	GENERAL SET ASIDE (5%)	102,837.52	0.00	0.00	0.00	0.00	102,837.52	0.00	102,837.52	
003 0000	GENERAL INTEREST	1,152,944.19	9,396.31	77,242.30	0.00	0.00	1,230,186.49	0.00	1,230,186.49	
003 9001	PERMANENT IMPROVEMENT VOTED	1,047,182.36-	62,570.93	260,126.53	9,478.10	283,511.36	1,070,567.19-	127,970.12	1,198,537.31-	
003 9003	AUDITORIUM RENOVATION	848.38	0.00	0.00	0.00	0.00	848.38	0.00	848.38	
006 0000	LUNCHROOM CASH CONTROL	702.00-	32,415.65	170,900.93	18,990.83	543,491.19	373,292.26-	59,856.87	433,149.13-	1
006 9017	Children's Hunger Alliance	702.00	0.00	0.00	0.00	0.00	702.00	0.00	702.00	
018 9081	PRINCIPAL'S SUPPORT - MIAMI VIEW	1,734.75	0.00	0.00	0.00	151.83	1,582.92	0.00	1,582.92	1
018 9082	PRINCIPAL'S SUPPORT - HIGH SCHOOL	0.00	0.00	1,582.83	374.33	15,115.18	13,532.35-	673.72	14,206.07-	1
018 9281	MIDDLE SCHOOL PRINCIPAL'S SUPPORT	4,923.67	0.00	8,994.64	781.51	6,225.57	7,692.74	4,030.29	3,662.45	
019 9091	MIAMI VIEW WORKROOM/LOUNGE	357.42	0.00	79.04	0.00	0.00	436.46	0.00	436.46	1
019 9092	TEACHER'S LOUNGE - HIGH SCHOOL	435.24	0.00	27.20	0.00	194.99	267.45	106.97	160.48	
022 9012	Wellness Incentive	8,970.85	0.00	0.00	0.00	0.00	8,970.85	0.00	8,970.85	
022 9013	Julia Salyers Memorial Fund	365.00	0.00	12.00	0.00	0.00	377.00	0.00	377.00	
022 9014	Jerry South Memorial Fund	397.84	0.00	0.00	0.00	0.00	397.84	0.00	397.84	

Date: 04/04/2018
 Time: 2:54 pm

SOUTHEASTERN LOCAL SCHOOL
 Financial Report by Fund/SCC

Fund #	Fund Description	FYTD Receipts	MTD Expenditures	FYTD Expenditures	Current Fund Balance	Current Encumbrances	Unencumbered Fund Balance	Bank Code	
022 9081	PRINCIPAL'S FUND/STAFF RECOGNITION	2,464.67-	0.00	51.34	0.00	1,431.37	3,844.70-	783.75	4,628.45-
022 9082	PRINCIPAL'S FUND/STAFF RECOGNITION	2,660.22	0.00	113.55	0.00	2,030.42	743.35	0.00	743.35
022 9208	2008 Section 125	7.15	0.00	19.02	0.00	0.00	26.17	0.00	26.17
022 9281	PRINCIPAL'S FUND/STAFF RECOGNITION	4,202.16-	0.00	346.38	207.70	1,732.29	5,588.07-	1,928.00	7,516.07-
027 0000	BWC Distribution Account	62,939.31	0.00	25,531.81	0.00	21,052.36	67,418.76	12,648.00	54,770.76
200 9000	Washington DC Trip	66.00	6,290.90	11,098.90	5,700.00	11,400.00	235.10-	0.00	235.10-
200 9013	Class of 2013	816.46	0.00	0.00	0.00	0.00	816.46	0.00	816.46
200 9014	Class of 2014	250.00	0.00	0.00	0.00	0.00	250.00	0.00	250.00
200 9015	Class of 2015	187.01	0.00	0.00	0.00	0.00	187.01	0.00	187.01
200 9016	Class of 2016	381.97	0.00	0.00	0.00	0.00	381.97	0.00	381.97
200 9017	Class of 2017	41.15	0.00	0.00	0.00	222.42	181.27-	75.00	256.27-
200 9018	Class of 2018	2,388.69	0.00	110.00	0.00	453.43	2,045.26	0.00	2,045.26
200 9019	Class of 2019	641.12-	550.00	3,192.25	1,258.92	4,140.02	1,588.89-	685.00	2,273.89-
200 9020	Class of 2020	461.87	0.00	110.00	0.00	0.00	571.87	0.00	571.87
200 9021	Class of 2021	0.00	0.00	115.00	0.00	0.00	115.00	0.00	115.00
200 9201	FUTURE FARMERS OF AMERICA	2,881.24	313.00	18,073.75	2,440.44	15,858.24	5,096.75	4,003.00	1,093.75

Date: 04/04/2018
 Time: 2:54 pm

SOUTHEASTERN LOCAL SCHOOL
 Financial Report by Fund/SCC

Fund #	Fund Description	FYTD Receipts	MTD Expenditures	FYTD Expenditures	Current Fund Balance	Current Encumbrances	Unencumbered Fund Balance	Bank Code
200 9202	FAMILIES CAREERS & COMMUNITY LEADERS OF AMERI	3,232.68	742.25	4,340.01	3,716.40	3,109.25	607.15	1
200 9203	FUTURE EDUCATORS OF AMERICA	119.74	0.00	0.00	119.74	0.00	119.74	
200 9205	NATIONAL HONOR SOCIETY	580.44	0.00	385.00	330.44	195.00	135.44	1
200 9206	STUDENT COUNCIL - HI SCHOOL	0.00	0.00	2,979.41	2,979.41-	278.69	3,258.10-	
200 9207	ACHIEVEMENT THRU TEAMWORK	668.01	0.00	0.00	668.01	0.00	668.01	
200 9208	Spanish Club	329.02	0.00	0.00	329.02	0.00	329.02	
200 9209	E3 (Encourage, Empower, Educate) Committee	0.00	350.30	350.30	127.30-	0.00	127.30-	
200 9210	SPIRIT CLUB	1,708.82	0.00	911.00	4,391.82	12.00	4,379.82	
200 9215	LAND LAB	264.28	0.00	0.00	264.28	0.00	264.28	
200 9216	MIAMI VIEW MIDDLE SCHOOL STUDENT COUNCIL	5,159.81	0.00	1,742.20	4,146.56	81.00	4,065.56	1
200 9217	Jr. High Student Council	5,438.17	580.00	0.00	6,018.17	0.00	6,018.17	
200 9222	S.A.D.D. CASH	206.74	0.00	0.00	206.74	0.00	206.74	
200 9225	H2O HELP TO OTHERS	1,060.87	35.95	0.00	1,096.82	0.00	1,096.82	
200 9226	Art Club	1,788.16	0.00	0.00	1,788.16	0.00	1,788.16	
300 0000	STUDENT PARTICIPATION FEES	419.82-	0.00	0.00	419.82-	0.00	419.82-	
300 9302	BAND	9,792.48	0.00	110.00	9,682.48	0.00	9,682.48	

Date: 04/04/2018
 Time: 2:54 pm

SOUTHEASTERN LOCAL SCHOOL
 Financial Report by Fund/SCC

Fund #	Fund Description	FYTD Receipts	MTD Expenditures	FYTD Expenditures	Current Fund Balance	Current Encumbrances	Unencumbered Fund Balance	Bank Code
Begin	Balance MTD Receipts							
300 9303	CHEERLEADERS - HI SCHOOL 3,839.27 165.15	3,803.75	195.00	9,437.70	1,794.68-	1,673.85	3,468.53-	
300 9304	CHOIR - HI SCHOOL 730.43 0.00	0.00	0.00	0.00	730.43	0.00	730.43	
300 9305	DRAMA - HI SCHOOL 9,886.08 3,170.50	5,737.50	1,347.52	5,307.42	10,316.16	1,492.74	8,823.42	
300 9306	Bowling Club 3,010.15- 0.00	92.00	520.00	2,230.00	5,148.15-	754.00	5,902.15-	
300 9308	TROJAN TIMES 1.66 0.00	0.00	0.00	0.00	1.66	0.00	1.66	
300 9309	YEARBOOK 5,096.11- 235.00	1,160.00	0.00	2,759.09	6,695.20-	0.00	6,695.20-	
300 9312	Wrestling Club 321.34- 0.00	11,540.85	0.00	12,633.00	1,413.49-	2,585.30	3,998.79-	
300 9313	CHEERLEADERS - MIAMI VIEW 879.09 0.00	2,210.56	0.00	2,531.50	558.15	0.00	558.15	
300 9320	ATHLETICS - HI SCHOOL 22,340.67 2,540.00	58,983.80	11,320.58	79,688.95	1,635.52	7,225.92	5,590.40-	1
300 9330	ATHLETICS MIAMI VIEW 214.26 1,624.35	13,107.35	1,869.28	9,486.08	3,835.53	3,429.31	406.22	1
450 9407	SCHOOLNET 0.01 0.00	0.00	0.00	0.00	0.01	0.00	0.01	
451 9018	Public Schools Connectivity 0.00 2,700.00	5,400.00	0.00	2,588.53	2,811.47	0.00	2,811.47	
459 9903	OHIO READS GRANT 300.00 0.00	0.00	0.00	0.00	300.00	0.00	300.00	
459 9905	OHIO READS 2,000.00 0.00	0.00	0.00	0.00	2,000.00	0.00	2,000.00	
461 9018	VOC ED ENHANCEMENTS 0.00 341.75	2,022.83	338.60	2,361.43	338.60-	0.00	338.60-	
499 9014	Early Literacy Grant 7,805.06 0.00	0.00	0.00	0.00	7,805.06	0.00	7,805.06	

Date: 04/04/2018
 Time: 2:54 pm

SOUTHEASTERN LOCAL SCHOOL
 Financial Report by Fund/SCC

Fund #	Fund Description	FYTD Receipts	MTD Expenditures	FYTD Expenditures	Current Fund Balance	Current Encumbrances	Unencumbered Fund Balance	Bank Code
499 9017	Parent Mentor Services	1,000.00	0.00	1,000.00	0.00	0.00	0.00	
	0.00 0.00							
499 9018	FY18 Parent Mentor	14,000.00	2,000.00	16,000.00	2,000.00-	9,000.00	11,000.00-	
	0.00 7,000.00							
499 9107	Project Lead the Way	0.00	0.00	0.00	0.45	0.00	0.45	
	0.45 0.00							
499 9900	BUILDING INCENTIVE	0.00	0.00	0.00	128.59	0.00	128.59	
	128.59 0.00							
516 9602	TITLE IV-B 2002	0.00	0.00	0.00	0.56	0.00	0.56	
	0.56 0.00							
516 9617	IDEA PART B	13,352.90	0.00	20,143.51	0.00	0.00	0.00	
	6,790.61 0.00							
516 9618	IDEA PART B	81,485.60	12,115.52	93,466.44	11,980.84-	0.00	11,980.84-	
	0.00 12,224.13							
572 9217	TITLE I	12,532.35	0.00	22,612.98	0.00	0.00	0.00	
	10,080.63 0.00							
572 9218	TITLE I	81,057.37	13,143.98	94,186.60	13,129.23-	1,149.93	14,279.16-	
	0.00 20,847.83							
573 9302	TITLE VI-INNOVATIVE	0.00	0.00	0.00	1.00	0.00	1.00	
	1.00 0.00							
590 9018	IMPROVING TCHR QUALITY	20,938.49	721.43	23,264.99	2,326.50-	0.00	2,326.50-	
	0.00 2,152.19							
599 9017	MISC. FED. GRANT	3,787.00	0.00	3,787.00	0.00	0.00	0.00	
	0.00 0.00							
599 9018	Title IV-A Student Support & Academic Enrichm	3,776.00	0.00	3,776.00	0.00	455.00	455.00-	
	0.00 2,454.00							
GRAND TOTALS:		9,007,299.78	1,089,352.57	8,283,263.58	7,701,581.25	882,599.31	6,818,981.94	
	6,977,545.05 1,499,621.41							

-- Options Summary --

Output file: CHEKPY.TXT
Print options page? (Y,N) Y
Sort options: C
Check types to select. (D,I,M,P,R,T,W): W,P,R,M
Print vendor from PO or check. (P,C): P
Date Selection From: 03/01/2018
To: 03/31/2018
Summary or Detail report? (S,D) S
Single or Double space summary report? (S,D) S
Include or Exclude the following vendors?(I,E) I

BAT_CHEKPY executed by SE_BMCKEE on node MVECA0:: at 2-APR-2018 15:59:32.24

Date: 04/02/2018
 Time: 3:59 pm

SOUTHEASTERN LOCAL SCHOOL
 SORT BY CHECK NUMBER
 CHECK DATES BETWEEN 03/01/2018 AND 03/31/2018
 WARRANT, REFUND, MEMO, PAYROLL CHECKS

Page: 1
 (CHEKPY)

CHECK	TYPE	DATE	VENDOR	VENDOR	STATUS/DATE	BANK CODE	CHECK AMOUNT
095948	W	03/02/2018	20TH CENTURY TOURS	031423	RECONCILED:03/31/2018		5,700.00
095949	W	03/02/2018	RIDDELL/ALL AMERICAN	031115	RECONCILED:03/31/2018	1	2,355.58
095950	W	03/02/2018	ANDERSON'S	000515	RECONCILED:03/31/2018		669.94
095951	W	03/02/2018	AMERITECH	010200	RECONCILED:03/31/2018		1,941.08
095952	W	03/02/2018	Boombah	034191	RECONCILED:03/31/2018	1	629.76
095953	W	03/02/2018	CareerSafe	035165	RECONCILED:03/31/2018		100.00
095954	W	03/02/2018	City Electric Supply	033985	RECONCILED:03/31/2018		36.60
095955	W	03/02/2018	Champion City Photography LLC	034326	RECONCILED:03/31/2018	(Multi-bank check)	315.00
095956	W	03/02/2018	CK Signs & Apparel	035167	RECONCILED:03/31/2018		519.50
095957	W	03/02/2018	CLARK COUNTY EDUCATIONAL SERVICE CENTER	002300	RECONCILED:03/31/2018		181,573.02
095958	W	03/02/2018	DARRICK RIGGS	032170	RECONCILED:03/31/2018		97.56
095959	W	03/02/2018	ENASCO	034471	RECONCILED:03/31/2018		53.76
095960	W	03/02/2018	GORDON FOOD SERVICE	014629	RECONCILED:03/31/2018	1	2,047.97
095961	W	03/02/2018	Great Lakes Biomedical LTD	034176	RECONCILED:03/31/2018		323.00
095962	W	03/02/2018	Guardian	033892	RECONCILED:03/31/2018		260.00
095963	W	03/02/2018	Habitec Security	032464	RECONCILED:03/31/2018		798.00
095964	W	03/02/2018	Hershey Creamery Co	035076	RECONCILED:03/31/2018	1	126.96
095965	W	03/02/2018	Julian & Grube, Inc.	034240	RECONCILED:03/31/2018		1,200.00
095966	W	03/02/2018	KINCAIDS	006764	RECONCILED:03/31/2018		115.75
095967	W	03/02/2018	MILLER'S TEXTILE SERVICES	012700	RECONCILED:03/31/2018	1 (Multi-bank check)	165.44
095968	W	03/02/2018	Musician's Friend	034674	RECONCILED:03/31/2018		556.00
095969	W	03/02/2018	Nick Banion	034670	RECONCILED:03/31/2018		25.00
095970	W	03/02/2018	Nickles Bakery of Ohio	035077	RECONCILED:03/31/2018	1	16.90
095971	W	03/02/2018	PROM NITE	000219	RECONCILED:03/31/2018		588.98
095972	W	03/02/2018	REITER DAIRY	010970	RECONCILED:03/31/2018	1	294.54
095973	W	03/02/2018	SHOEMAKER'S HOME CENTER	011950	RECONCILED:03/31/2018		159.52
095974	W	03/02/2018	The Purple Monkey	033064	RECONCILED:03/31/2018	1	51.00
095975	W	03/02/2018	Therapy Shoppe	033513	RECONCILED:03/31/2018		104.91
095976	W	03/02/2018	Veritiv	032014			1,539.20
095977	W	03/02/2018	W. R. HACKETT INC.,	005223	RECONCILED:03/31/2018	1	458.74
095978	W	03/02/2018	Yankee Candle Fundraising	034828	RECONCILED:03/31/2018	1	575.37
095979	W	03/09/2018	Apple Inc.	034275	RECONCILED:03/31/2018		44.95
095980	W	03/09/2018	CATHY HOLFINGER	030793	RECONCILED:03/09/2018		41.97
095981	W	03/09/2018	Champaign Co FFA	034422	RECONCILED:03/31/2018		30.00
095982	W	03/09/2018	DAVID MORROW	008609	RECONCILED:03/09/2018		25.68
095983	W	03/09/2018	DAYTON POWER AND LIGHT COMPANY	032183	RECONCILED:03/31/2018		458.02
095984	W	03/09/2018	De Lage Landen	034335	RECONCILED:03/31/2018		1,806.00
095985	W	03/09/2018	Flagway House	030851	RECONCILED:03/31/2018		177.89
095986	W	03/09/2018	GORDON FOOD SERVICE	014629	RECONCILED:03/31/2018	1	1,455.98
095987	W	03/09/2018	H. W. MANN & SONS	007650	RECONCILED:03/31/2018		320.00
095988	W	03/09/2018	MAIN STREET DESIGN	031713	RECONCILED:03/31/2018		558.00
095989	W	03/09/2018	MARYSVILLE FFA	020165	RECONCILED:03/31/2018		30.00
095990	W	03/09/2018	MILLER'S TEXTILE SERVICES	012700	RECONCILED:03/31/2018		55.00
095991	W	03/09/2018	Nancy Holt	034684	RECONCILED:03/09/2018		1,000.00
095992	W	03/09/2018	Nickles Bakery of Ohio	035077	RECONCILED:03/31/2018	1	30.74
095993	W	03/09/2018	OHIO DEPARTMENT OF JOB AND FAMILY SERVICE	010250	RECONCILED:03/31/2018		29.82
095994	W	03/09/2018	OHIO HERITAGE CONFERENCE Ted Williams, Commissioner	031858	RECONCILED:03/31/2018	1	1,869.28
095995	W	03/09/2018	Pat Catan's	034330	RECONCILED:03/31/2018		20.13
095996	W	03/09/2018	Purple Monkey	033174	RECONCILED:03/31/2018		19.00

SOUTHEASTERN LOCAL SCHOOL
 SORT BY CHECK NUMBER
 CHECK DATES BETWEEN 03/01/2018 AND 03/31/2018
 WARRANT, REFUND, MEMO, PAYROLL CHECKS

CHECK	TYPE	DATE	VENDOR	VENDOR	STATUS/DATE	BANK CODE	CHECK AMOUNT
095997	W	03/09/2018	REITER DAIRY	010970	RECONCILED:03/31/2018	1	324.26
095998	W	03/09/2018	Schneider's Florist	034423	RECONCILED:03/31/2018		112.50
095999	W	03/09/2018	SHERWIN WILLIAMS	002183	RECONCILED:03/31/2018		25.24
096000	W	03/09/2018	SHOEMAKER'S HOME CENTER	011950	RECONCILED:03/31/2018		281.04
096001	W	03/09/2018	STANTON SHEET MUSIC	012750	RECONCILED:03/31/2018		141.46
096002	W	03/09/2018	Sweetwater	035169	RECONCILED:03/31/2018		556.00
096003	W	03/09/2018	THYSSENKRUPP ELEVATOR CORP	005544	RECONCILED:03/31/2018		450.00
096004	W	03/09/2018	TotalFunds By Hasler	033712	RECONCILED:03/31/2018		700.00
096005	W	03/09/2018	TRANS ACCESSORIES CO INC	013049	RECONCILED:03/31/2018		66.93
096006	W	03/09/2018	TUFFY BROOKS SPTG GOODS	013170	RECONCILED:03/31/2018	1	80.00
096007	W	03/09/2018	W. R. HACKETT INC.,	005223	RECONCILED:03/31/2018	1	524.07
096008	W	03/16/2018	Al Able Pest Doctors	034985	RECONCILED:03/31/2018	(Multi-bank check)	55.00
096009	W	03/16/2018	American Fidelity Administrive Services, LLC	034825	RECONCILED:03/31/2018		89.50
096010	W	03/16/2018	AQUA-FALLS GLACIER MOUNTAIN	030172	RECONCILED:03/31/2018		38.94
096011	W	03/16/2018	BUCKEYE ALL GASES	010097	RECONCILED:03/31/2018		18.48
096012	W	03/16/2018	Burleson Law Offices, LLC	033353	RECONCILED:03/16/2018		1,127.50
096013	W	03/16/2018	Cason Roofing, LLC	033141	RECONCILED:03/31/2018		222.00
096014	W	03/16/2018	Centurylink Business Services	031172	RECONCILED:03/31/2018		8.81
096015	W	03/16/2018	City Electric Supply	033985	RECONCILED:03/31/2018		100.00
096016	W	03/16/2018	CHILLICOTHE STREET PIZZA	032228	RECONCILED:03/31/2018		206.25
096017	W	03/16/2018	CLARK COUNTY EDUCATIONAL SERVICE CENTER	002300	RECONCILED:03/31/2018		85,093.31
096018	W	03/16/2018	Detty Family Barbecue & Grub D.B. Yummers	032977	RECONCILED:03/31/2018		210.00
096019	W	03/16/2018	ENASCO	034471	RECONCILED:03/31/2018		26.88
096020	W	03/16/2018	Fisher Auto Parts	035134	RECONCILED:03/31/2018		18.96
096021	W	03/16/2018	GORDON FOOD SERVICE	014629	RECONCILED:03/31/2018	1	1,602.43
096022	W	03/16/2018	Great Lakes Biomedical LTD	034176	RECONCILED:03/31/2018		272.00
096023	W	03/16/2018	In A Pinch	034671	RECONCILED:03/16/2018	1	1,693.00
096024	W	03/16/2018	JOSTENS, INC.	006520	RECONCILED:03/31/2018	1	198.33
096025	W	03/16/2018	KINCAIDS	006764	RECONCILED:03/31/2018		59.00
096026	W	03/16/2018	Michael Rivera	036469	RECONCILED:03/16/2018	(Multi-bank check)	236.65
096027	W	03/16/2018	MILLER'S TEXTILE SERVICES	012700	RECONCILED:03/31/2018		103.27
096028	W	03/16/2018	NATIONAL FFA ORGANIZATION	008762	RECONCILED:03/31/2018		121.00
096029	W	03/16/2018	Nickles Bakery of Ohio	035077	RECONCILED:03/31/2018	1	47.74
096030	W	03/16/2018	Office Max	032971	RECONCILED:03/31/2018		1,929.83
096031	W	03/16/2018	OHIO HERITAGE CONFERENCE Ted Williams, Commissioner	031858	RECONCILED:03/31/2018	1	500.00
096032	W	03/16/2018	Olde Man Granola	034723	RECONCILED:03/31/2018		172.80
096033	W	03/16/2018	PEPSI COLA CO.	010375	RECONCILED:03/31/2018	1	1,375.04
096034	W	03/16/2018	REITER DAIRY	010970	RECONCILED:03/31/2018	1	176.51
096035	W	03/16/2018	Rieck Mechanical Electrical Services	032731	RECONCILED:03/31/2018		144.13
096036	W	03/16/2018	SCHOOLPRIDE	032340	RECONCILED:03/31/2018	1	905.00
096037	W	03/16/2018	SHOEMAKER'S GROCERY	011900	RECONCILED:03/31/2018		48.09
096038	W	03/16/2018	SUE BLACK	012939	RECONCILED:03/31/2018		69.71
096039	W	03/16/2018	Treasurer of State Department of Admin Services	034981	RECONCILED:03/31/2018		60.00
096040	W	03/16/2018	TROPHY SPORTS CENTER	030180	RECONCILED:03/31/2018		520.00
096041	W	03/16/2018	VECTREN ENERGY DELIVERY	003350	RECONCILED:03/31/2018		894.64

Date: 04/02/2018
 Time: 3:59 pm

SOUTHEASTERN LOCAL SCHOOL
 SORT BY CHECK NUMBER
 CHECK DATES BETWEEN 03/01/2018 AND 03/31/2018
 WARRANT, REFUND, MEMO, PAYROLL CHECKS

Page: 3
 (CHEKPY)

CHECK	TYPE	DATE	VENDOR	VENDOR	STATUS/DATE	BANK CODE	CHECK AMOUNT
096042	W	03/16/2018	Veritiv	032014			1,184.00
096043	W	03/16/2018	W. R. HACKETT INC.,	005223	RECONCILED:03/31/2018	1	378.22
096044	W	03/23/2018	American Fidelity Administrive Services, LLC	034825	RECONCILED:03/31/2018		44.75
096045	W	03/23/2018	AQUA-FALLS GLACIER MOUNTAIN	030172	RECONCILED:03/31/2018		4.95
096046	W	03/23/2018	Centurylink Business Services	031172	RECONCILED:03/31/2018		8.19
096047	W	03/23/2018	Direct Energy Business Marketing, LLC	034790	RECONCILED:03/31/2018		1,936.76
096048	W	03/23/2018	Florida Fruit Association, Inc	033837	RECONCILED:03/31/2018		1,736.00
096049	W	03/23/2018	Keith Wheatcraft	033581	RECONCILED:03/31/2018	1	60.00
096050	W	03/23/2018	MELISSA HUNTER	031146	RECONCILED:03/23/2018		35.77
096051	W	03/23/2018	MILLER'S TEXTILE SERVICES	012700	RECONCILED:03/31/2018	1 (Multi-bank check)	117.00
096052	W	03/23/2018	Nancy Holt	034684	RECONCILED:03/23/2018		1,000.00
096053	W	03/23/2018	QUILL OFFICE SUPPLIES	010750			41.81
096054	W	03/23/2018	School Nurse Supply	032500	RECONCILED:03/31/2018		974.34
096055	W	03/23/2018	SHOEMAKER'S GROCERY	011900	RECONCILED:03/31/2018		79.40
096056	W	03/23/2018	STARR TROPHY AND AWARDS	002199	RECONCILED:03/31/2018	1	125.00
096057	W	03/23/2018	SUE BLACK	012939	RECONCILED:03/23/2018		113.22
096058	W	03/23/2018	Sunrise Co-Op	032513	RECONCILED:03/31/2018		647.12
096059	W	03/28/2018	Al Able Pest Doctors	034985		(Multi-bank check)	55.00
096060	W	03/28/2018	AMERITECH	010200			928.75
096061	W	03/28/2018	Big Orange Shoe Shop	034371		1	1,955.00
096062	W	03/28/2018	Bruce D Ottens	035069			6,895.00
096063	W	03/28/2018	Centurylink Business Services	031172			24.59
096064	W	03/28/2018	CHILLICOTHE STREET PIZZA	032228	RECONCILED:03/31/2018		343.00
096065	W	03/28/2018	DAYTON POWER AND LIGHT COMPANY	032183			4,197.44
096066	W	03/28/2018	Don Rinker Sports	034387		1	1,350.60
096067	W	03/28/2018	Donald Hammond	034066		1	60.00
096068	W	03/28/2018	Global Gov't Eduction Solution Attn: Jack Gephart	004948			3,376.76
096069	W	03/28/2018	GORDON FOOD SERVICE	014629		1	1,795.57
096070	W	03/28/2018	Great Lakes Biomedical LTD	034176			306.00
096071	W	03/28/2018	Hanna Keller	034872		1	60.00
096072	W	03/28/2018	Hershey Creamery Co	035076		1	153.00
096073	W	03/28/2018	High School AD Network LLC	035017		1	32.00
096074	W	03/28/2018	James Smith	034855		1	60.00
096075	W	03/28/2018	KEITH SMITH	012180		1	60.00
096076	W	03/28/2018	MILLER'S TEXTILE SERVICES	012700			55.00
096077	W	03/28/2018	MONTGOMERY CO EDUCATIONAL SERVICE CENTER	008600			3,441.34
096078	W	03/28/2018	Nickles Bakery of Ohio	035077		1	40.12
096079	W	03/28/2018	OHIO FFA ASSOCIATION	010152			60.00
096080	W	03/28/2018	RANDY DELANEY	020510	RECONCILED:03/31/2018	1	87.97
096081	W	03/28/2018	REITER DAIRY	010970		1	282.41
096082	W	03/28/2018	SHOEMAKER'S GROCERY	011900	RECONCILED:03/31/2018		44.20
096083	W	03/28/2018	STARR TROPHY AND AWARDS	002199		1	439.00
096084	W	03/28/2018	Terry Middleton	034203		1	60.00
096085	W	03/28/2018	W. R. HACKETT INC.,	005223		1	355.02
992764	C	03/05/2018	PAYROLL	900005	RECONCILED:03/31/2018	(Multi-bank check)	235,377.27
992776	M	03/08/2018	AUDITOR CLARK COUNTY	900022			29,517.99

Date: 04/02/2018
 Time: 3:59 pm

SOUTHEASTERN LOCAL SCHOOL
 SORT BY CHECK NUMBER
 CHECK DATES BETWEEN 03/01/2018 AND 03/31/2018
 WARRANT, REFUND, MEMO, PAYROLL CHECKS

Page: 4
 (CHEKPY)

CHECK	TYPE	DATE	VENDOR	VENDOR	STATUS/DATE	BANK CODE	CHECK AMOUNT
992777	C	03/20/2018	PAYROLL	900005	RECONCILED:03/31/2018	(Multi-bank check)	260,296.56
992778	M	03/05/2018	PAYROLL	900005		(Multi-bank check)	3,058.50
992779	M	03/05/2018	RETIREMENT SERS	900002			296.49
992780	M	03/05/2018	RETIREMENT STRS	900001			2,583.63
992782	M	03/05/2018	SECURITY NATIONAL BANK	900042		(Multi-bank check)	826.12
992783	M	03/20/2018	PAYROLL	900005		(Multi-bank check)	3,482.40
992784	M	03/20/2018	RETIREMENT SERS	900002			296.49
992785	M	03/20/2018	RETIREMENT STRS	900001			2,110.15
992786	M	03/28/2018	EPC-Self-Funded Medical Plan	900052		(Multi-bank check)	89,309.94
992787	M	03/28/2018	EPC Dental/Vision Benefit Plan Dental Plan	900053		(Multi-bank check)	4,909.92
992788	M	03/28/2018	EPC-Dental/Vision Benefit Plan Vision Plan	900054		(Multi-bank check)	1,274.90
992789	M	03/28/2018	Sun Life Assurance Company of Canada	900055		(Multi-bank check)	360.00
992790	M	03/30/2018	FOUNDATION	900014		(Multi-bank check)	126,410.79
992791	M	03/12/2018	SECURITY NATIONAL BANK	900042		1	2.50
992792	M	03/31/2018	SECURITY NATIONAL BANK	900042			100.00
992793	M	03/18/2018	AUDITOR GREENE COUNTY	900010			743.64
V VOIDED CHECKS			0	CHECK TOTALS		0.00	
R RECONCILED CHECKS			113	CHECK TOTALS		814,848.36	
W WARRANT CHECKS			138	CHECK TOTALS		347,982.14	
M MEMO CHECKS			16	CHECK TOTALS		265,283.46	
B REFUND CHECKS			0	CHECK TOTALS		0.00	
I INVESTMENT CHECKS			0	CHECK TOTALS		0.00	
T TRANSFER CHECKS			0	CHECK TOTALS		0.00	
D DISTRIBUTION CHECKS			0	CHECK TOTALS		0.00	
C PAYROLL CHECKS			2	CHECK TOTALS		495,673.83	
MISSING CHECKS			0				
** TOTAL CHECKS (LESS VOIDED)			156	** TOTAL NET		1,108,939.43	
*** TOTAL CHECKS WRITTEN			156	*** GRAND TOTALS		1,108,939.43	