

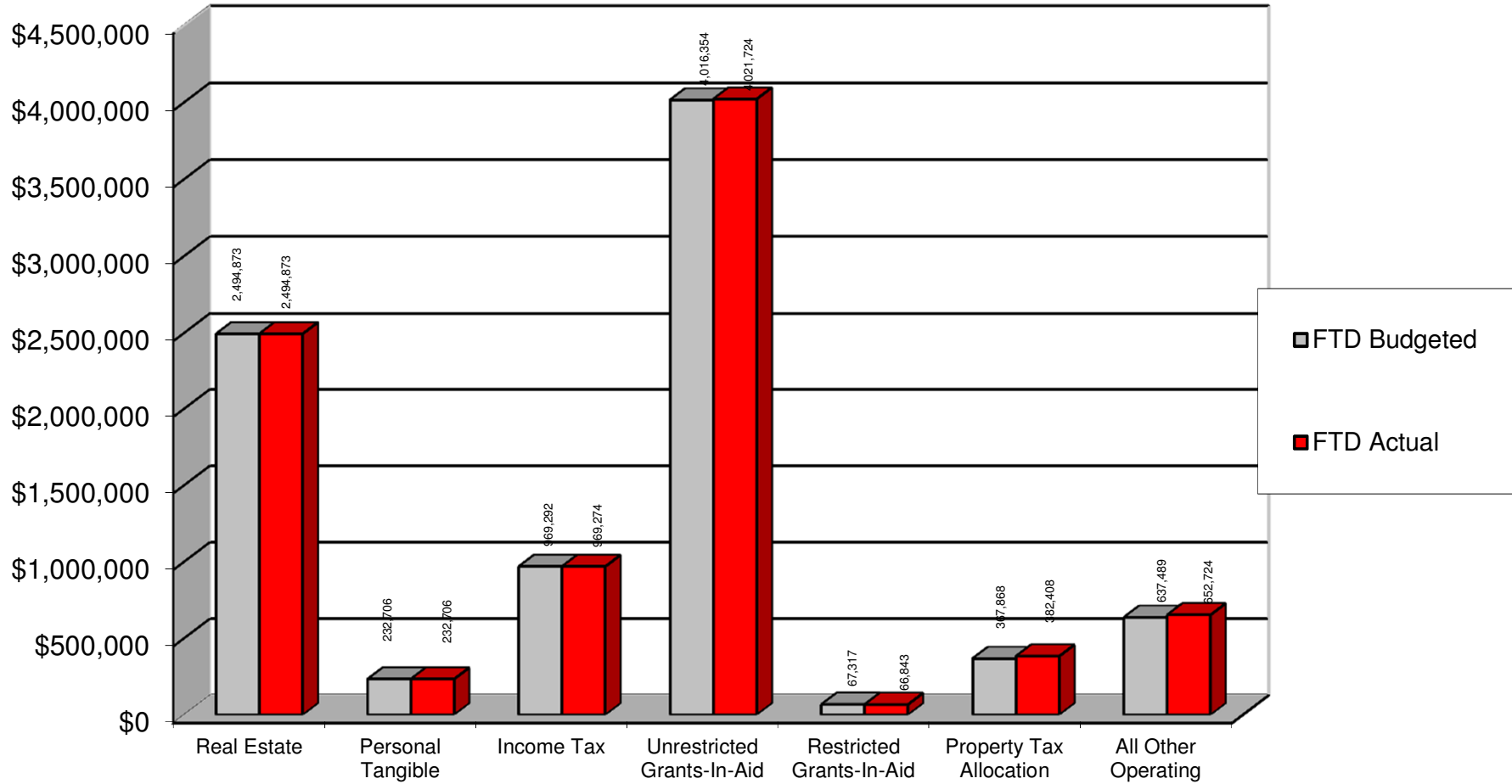
SOUTHEASTERN LOCAL SCHOOL DISTRICT

FINANCIAL REPORT

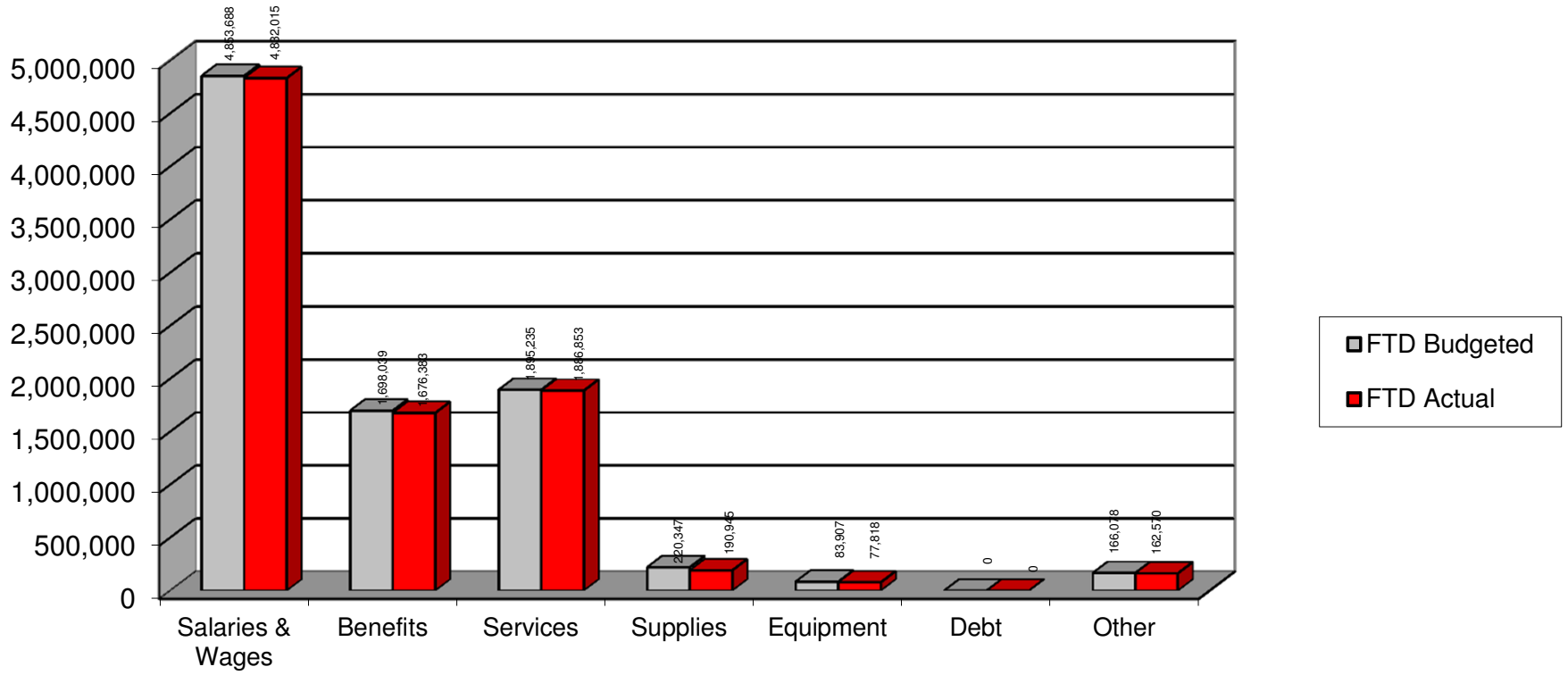
06/30/2017



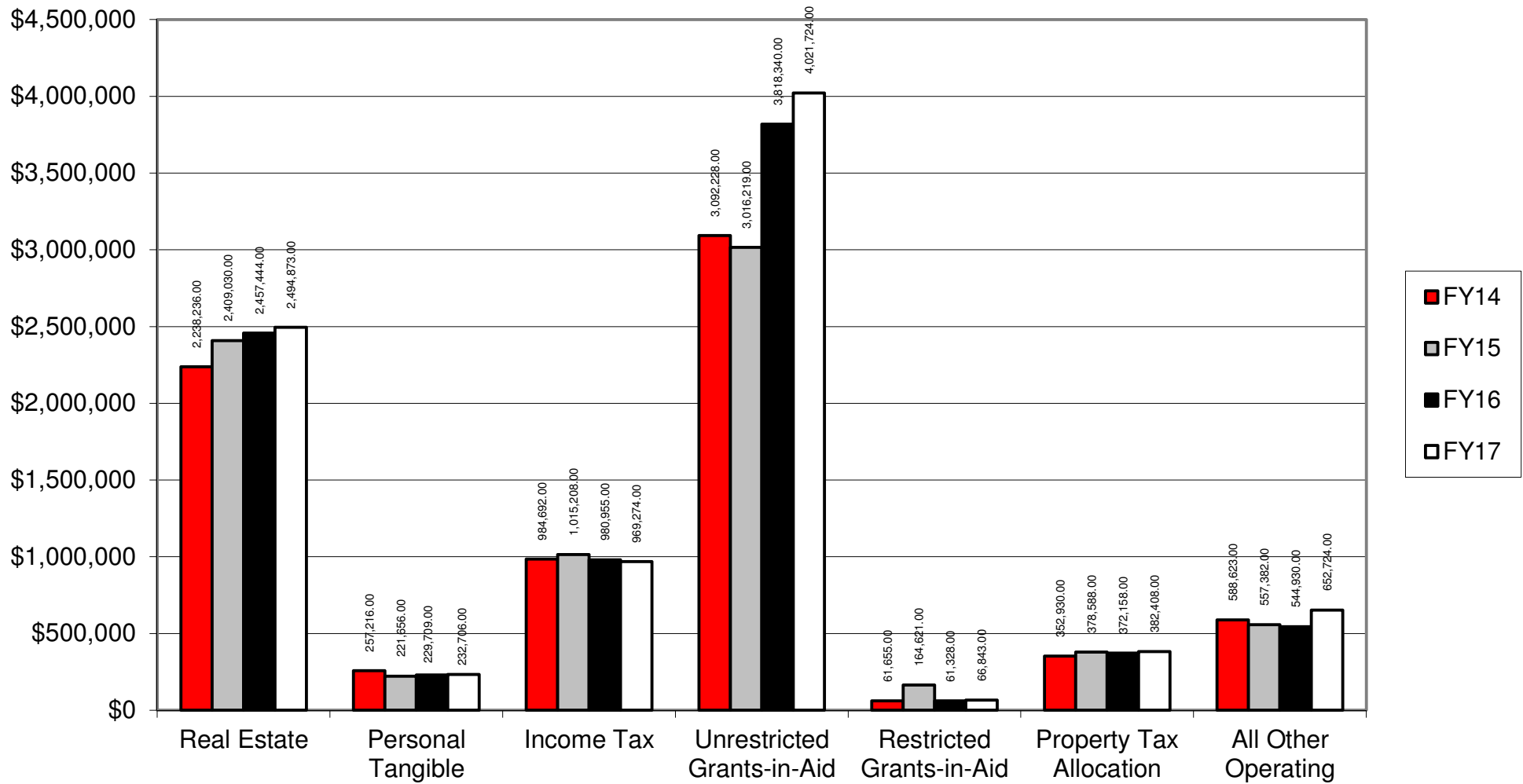
FTD BUDGETED vs. FTD ACTUAL



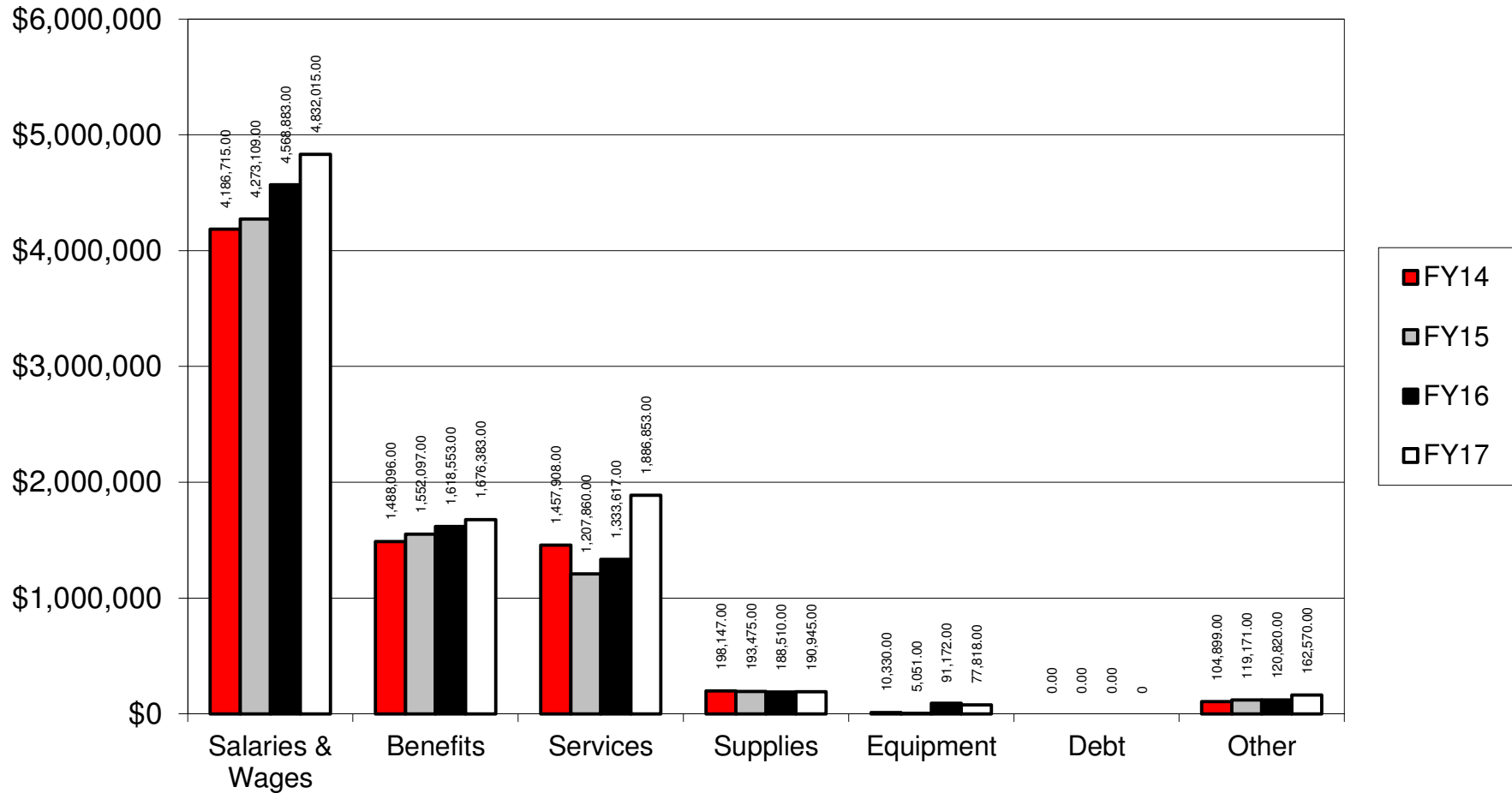
FTD BUDGETED vs. FTD ACTUAL



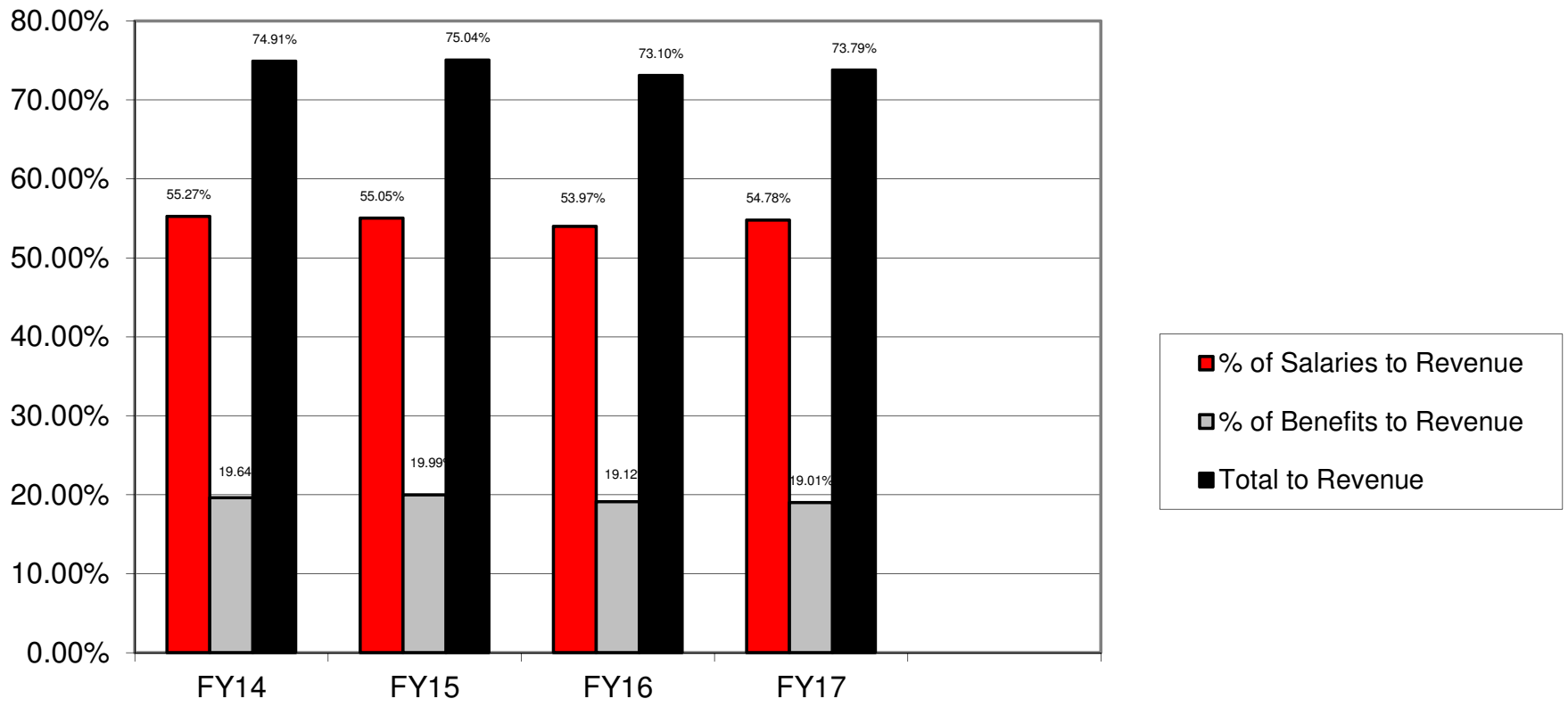
HISTORICAL REVENUE



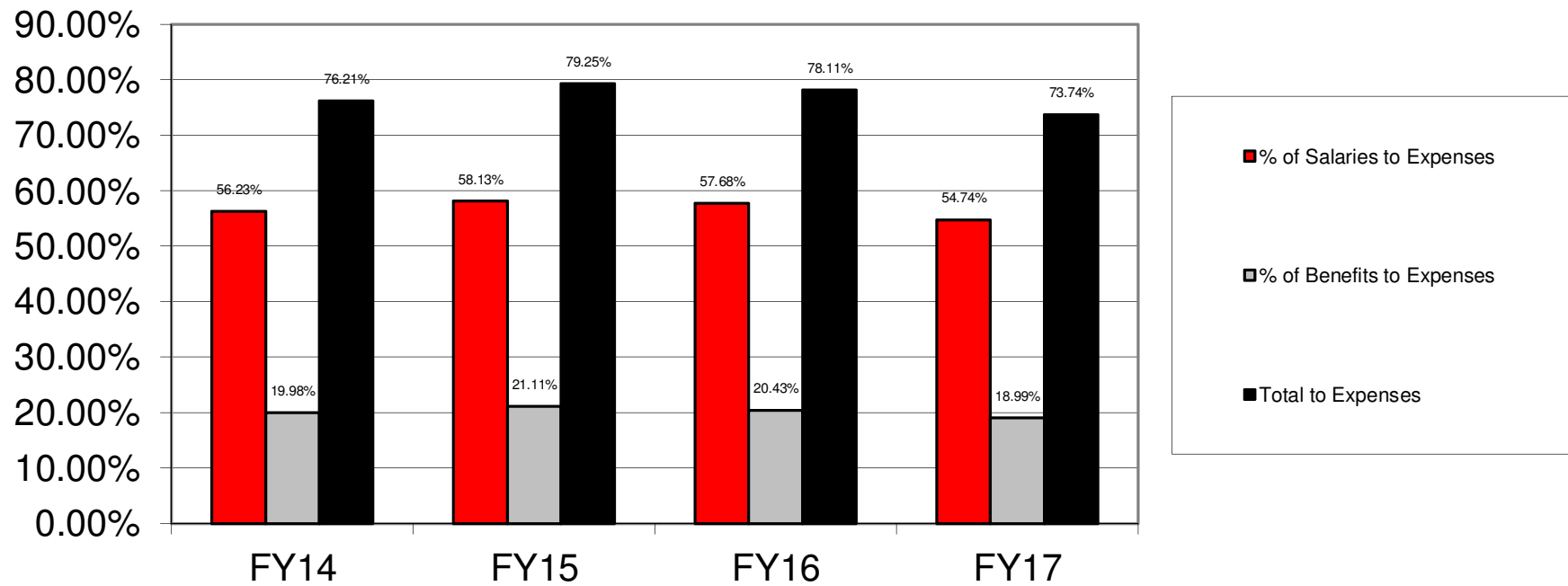
HISTORICAL EXPENDITURES



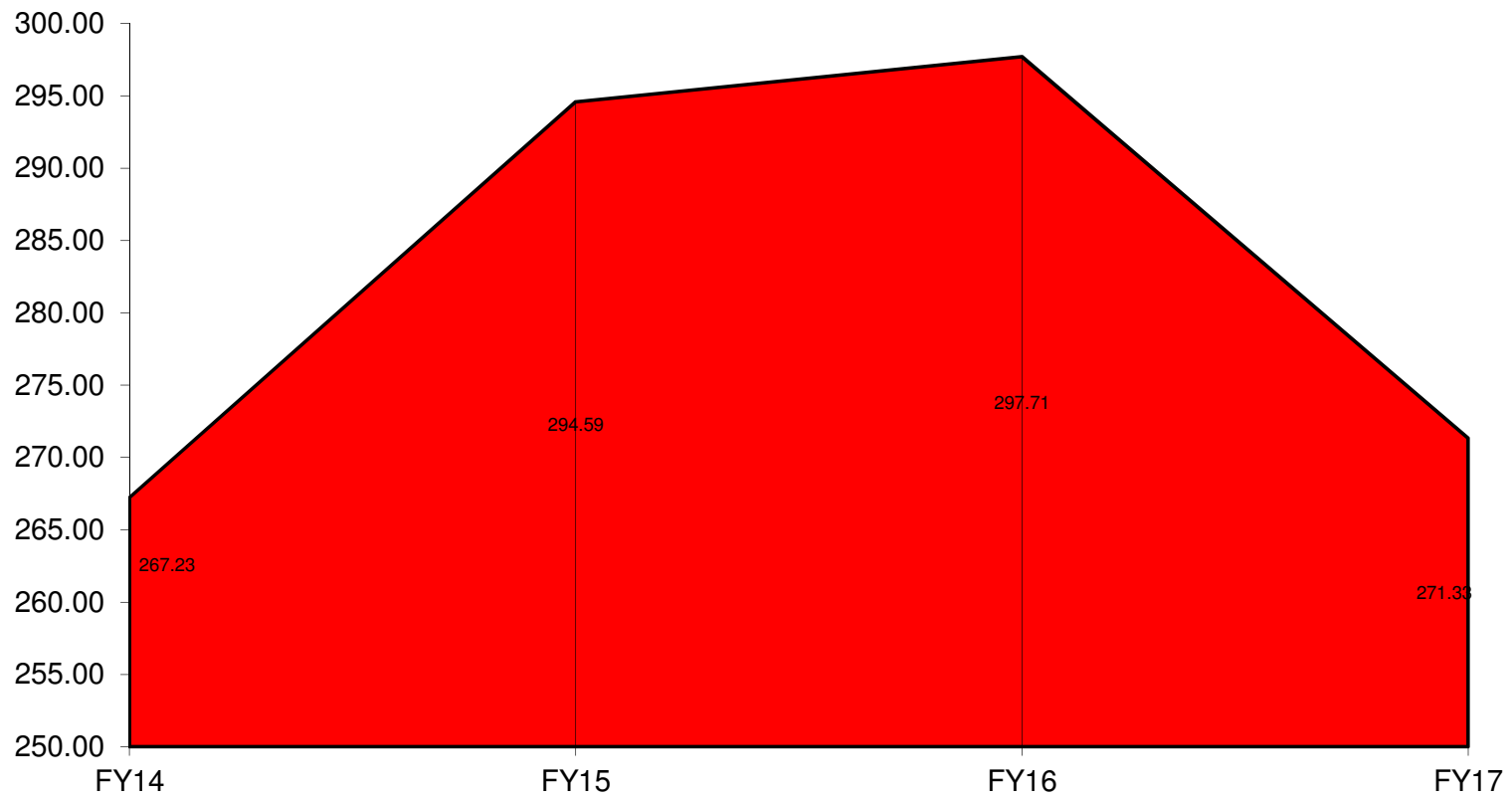
% OF SALARIES AND BENEFITS TO REVENUE



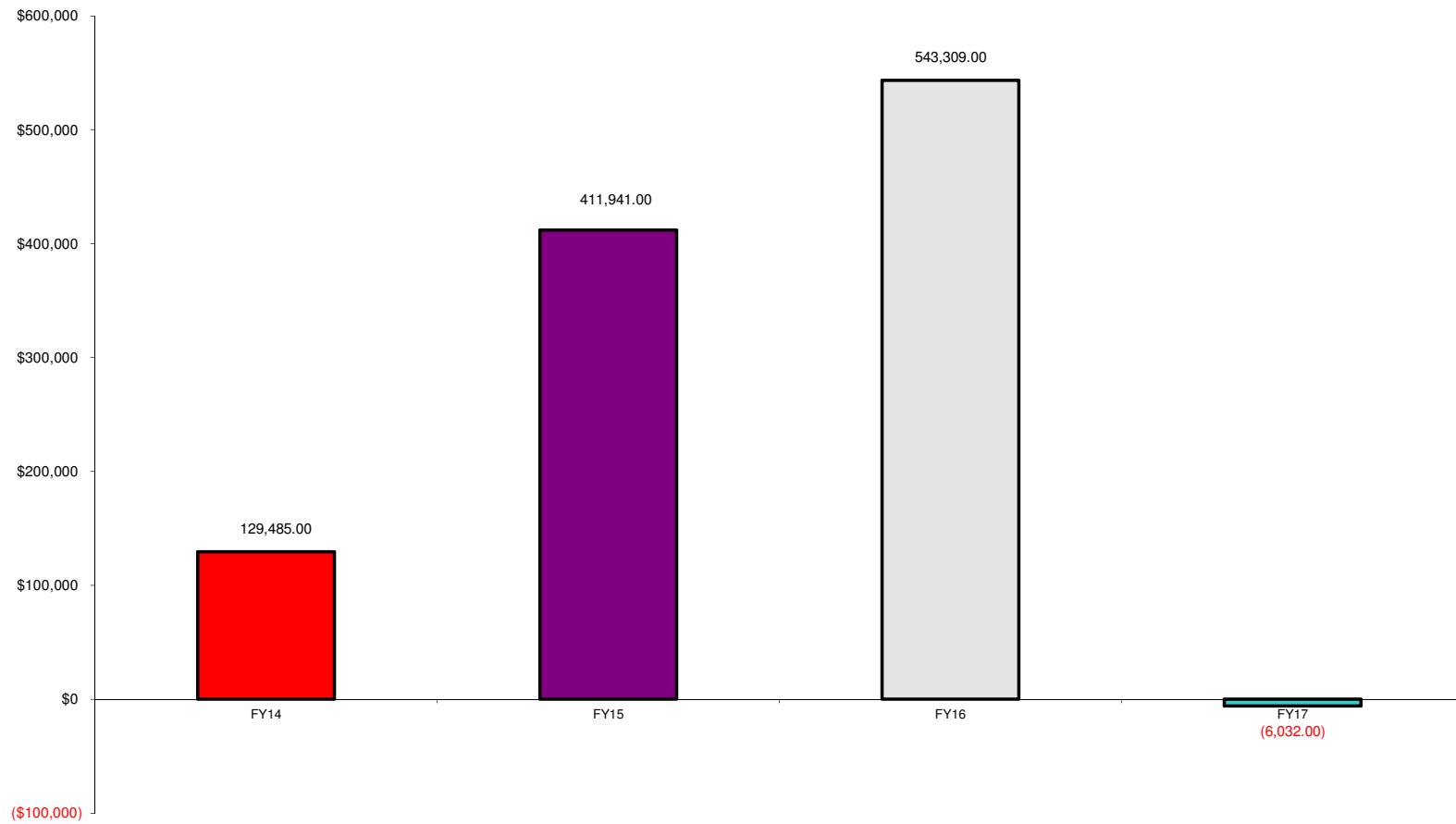
% OF SALARIES AND BENEFITS TO EXPENDITURES



Days of Operating Cash



SURPLUS/DEFICIT



**MONTHLY BUDGET VARIANCE
SOUTHEASTERN LOCAL SCHOOLS**

	FTD Budgeted	FTD Actual	Variance	Percentage Variance	MTD Budgeted	MTD Actual	Variance	Percentage Variance
REVENUE								
General Property (Real Estate)	\$2,494,873	\$2,494,873	\$0	0.00%	\$0	\$0	\$0	-
Tangible Personal Property	232,706	232,706	0	0.00%	0	0	0	-
Income Tax	969,292	969,274	(18)	0.00%	0	0	0	-
Unrestricted Grants-In-Aid	4,016,354	4,021,724	5,370	0.13%	294,054	332,824	38,770	13.18%
Restricted Grants-In-Aid	67,317	66,843	(474)	-0.70%	4,337	4,325	(12)	-0.28%
Restricted Grants-In-Aid - SFSF	0	0	0	-	0	0	0	-
Property Tax Allocation	367,868	382,408	14,540	3.95%	0	0	0	-
All Other Operating Revenue	637,489	652,724	15,235	2.39%	35,883	47,759	11,876	33.10%
TOTAL REVENUE	\$8,785,899	\$8,820,552	\$34,653	0.39%	\$334,274	\$384,908	\$50,634	15.15%
EXPENDITURES								
Salaries & Wages	\$4,853,688	\$4,832,015	\$21,673	-0.45%	\$459,303	\$437,630	\$21,673	-4.72%
Benefits	1,698,039	1,676,383	21,656	-1.28%	147,411	139,075	8,336	-5.65%
Services	1,895,235	1,886,853	8,382	-0.44%	241,571	178,966	\$62,605	-25.92%
Supplies	220,347	190,945	29,402	-13.34%	3,547	18,068	(14,521)	409.39%
Equipment	83,907	77,818	6,089	-7.26%	76,500	76,200	\$300	-0.39%
Debt	0	0	0	-	0	0	0	-
Other	166,078	162,570	3,508	-2.11%	38,000	38,986	(986)	2.59%
TOTAL EXPENSES	\$8,917,294	\$8,826,584	\$90,710	-1.02%	\$966,332	\$888,925	\$77,407	-8.01%
SURPLUS/DEFICIT	(\$131,395)	(\$6,032)	\$125,363	-95.41%	(\$632,058)	(\$504,017)	\$128,041	-20.26%
OTHER USES/SOURCES								
Transfers/Advances In	291,995	291,995	0	0.00%	0	0	0	-
Transfers/Advances Out	464,000	388,797	(75,203)	-16.21%	464,000	388,797	(75,203)	-16.21%
All Other Financing Sources/(Uses)	172,027	214,025	41,998	24.41%	29,221	71,175	(\$41,954)	143.57%
NET SOURCES/USES	22	117,223	117,201	532731.82%	(434,779)	(317,622)	(117,157)	-26.95%
BEGINNING CASH	\$6,590,286	\$6,590,282	(\$4)	0.00%	\$7,525,750	\$7,523,112	(\$2,638)	-0.04%
ENDING CASH	\$6,458,913	\$6,701,473	\$242,560	3.76%	\$6,458,913	\$6,701,473	\$242,560	3.76%
ENCUMBRANCES	\$115,782	\$139,980	\$24,198	20.90%	\$115,782	\$139,980	\$24,198	20.90%
UNENCUMBERED CASH	\$6,343,131	\$6,561,493	\$218,362	3.44%	\$6,343,131	\$6,561,493	\$218,362	3.44%

**HISTORICAL COMPARISON BY OBJECT
SOUTHEASTERN LOCAL SCHOOLS**

	FY 14 7/13-06/14	FY 15 7/14-06/15	% of Change	FY 16 7/15-06/16	% of Change	FY 17 7/16-06/17	% of Change
REVENUE							
General Property (Real Estate)	\$2,238,236	\$2,409,030	7.63%	2,457,444	2.01%	\$2,494,873	1.52%
Tangible Personal Property	257,216	221,656	-13.82%	229,709	3.63%	232,706	1.30%
Income Tax	984,692	1,015,208	3.10%	980,955	-3.37%	969,274	-1.19%
Unrestricted Grants-in-Aid	3,092,228	3,016,219	-2.46%	3,818,340	26.59%	4,021,724	5.33%
Restricted Grants-in-Aid	61,655	164,621	167.00%	61,328	-62.75%	66,843	8.99%
Restricted Grants-in-Aid - SFSF	0	0	-	0	-	0	-
Property Tax Allocation	352,930	378,588	7.27%	372,158	-1.70%	382,408	2.75%
All Other Operating Revenue	588,623	557,382	-5.31%	544,930	-2.23%	652,724	19.78%
TOTAL REVENUE	\$7,575,580	\$7,762,704	2.47%	8,464,864	9.05%	\$8,820,552	4.20%
EXPENDITURES							
Salaries & Wages	4,186,715	4,273,109	2.06%	4,568,883	6.92%	4,832,015	5.76%
Benefits	1,488,096	1,552,097	4.30%	1,618,553	4.28%	1,676,383	3.57%
Services	1,457,908	1,207,860	-17.15%	1,333,617	10.41%	1,886,853	41.48%
Supplies	198,147	193,475	-2.36%	188,510	-2.57%	190,945	1.29%
Equipment	10,330	5,051	-51.10%	91,172	1705.03%	77,818	-14.65%
Debt	0	0	-	0	-	0	-
Other	104,899	119,171	13.61%	120,820	1.38%	162,570	34.56%
TOTAL EXPENDITURES	\$7,446,095	\$7,350,763	-1.28%	7,921,555	7.77%	\$8,826,584	11.42%
SURPLUS/DEFICIT	129,485	411,941	218.14%	543,309	31.89%	(6,032)	-101.11%
OTHER SOURCES/USES							
Advances/Transfers In	215,947	242,939	12.50%	279,051	14.86%	291,995	4.64%
Advances/Transfers Out	242,939	279,051	14.86%	293,995	5.36%	388,797	32.25%
All Other Financing Sources	47,466	96,585	103.48%	73,225	-24.19%	214,025	192.28%
Debt Service	0	0	-	0	-	0	-
NET SOURCES/USES	20,474	60,473	195.36%	58,281	-3.62%	117,223	101.13%
BEGINNING CASH	\$5,366,319	\$5,516,278	2.79%	5,988,692	8.56%	\$6,590,282	10.05%
ENDING CASH	\$5,516,278	\$5,988,692	8.56%	6,590,282	10.05%	\$6,701,473	1.69%
ENCUMBRANCES	64,753	55,928	-13.63%	111,436	99.25%	\$139,980	25.61%
UNENCUMBERED CASH	\$5,451,525	\$5,932,764	8.83%	6,478,846	9.20%	\$6,561,493	1.28%
% of Salaries to Revenue	55.27%	55.05%		0.54		54.78%	
% of Benefits to Revenue	19.64%	19.99%		0.19		19.01%	
Total to Revenue	74.91%	75.04%		0.73		73.79%	
Days of Operating Cash	267.23	294.59		297.71		271.33	

Southeastern Local Schools
Clark County, Ohio

General Fund Financial History/Projection

06/30/2017

Percent of Fiscal Year Complete

100.00%

	2016-17 Projection	2016-17 FYTD Actual	FYTD %
REVENUE			
General Property (Real Estate)	\$2,494,873.00	\$2,494,873.00	100.00%
Tangible Personal Property	\$232,706.00	\$232,706.00	100.00%
Income Tax	\$969,292.00	\$969,274.00	100.00%
Unrestricted Grants-in-Aid	\$4,016,354.00	\$4,021,724.00	100.13%
Restricted Grants-in-Aid	\$67,317.00	\$66,843.00	99.30%
Restricted Grants-in-Aid - SFSF	\$0.00	\$0.00	#DIV/0!
Property Tax Allocation	\$367,868.00	\$382,408.00	103.95%
All Other Operating Revenue	\$637,489.00	\$652,724.00	102.39%
TOTAL	\$8,785,899.00	\$8,820,552.00	100.39%
EXPENDITURES			
Salaries & Wages	\$4,853,688.00	\$4,832,015.00	99.55%
Benefits	\$1,698,039.00	\$1,676,383.00	98.72%
Services	\$1,895,235.00	\$1,886,853.00	99.56%
Supplies	\$220,347.00	\$190,945.00	86.66%
Equipment	\$83,907.00	\$77,818.00	92.74%
Debt	\$0.00	\$0.00	#DIV/0!
Other	\$166,078.00	\$16,570.00	9.98%
TOTAL	\$8,917,294.00	\$8,680,584.00	97.35%
SURPLUS/(DEFICIT)	(\$131,395.00)	\$139,968.00	

Southeastern Local Schools
Explanation of Checks Over \$5,000

06/01/2017 - 06/30/2017

Check #	Vendor Name	Amount	Explanation
094661	Janton Company	\$12,476.35	Summer Cleaning Supplies
094678	Burleson Law Office	\$5,741.18	Attorney Fees
094710	AVI FoodSystems	\$34,837.73	3rd party Food service provider
094713	Clark County ESC	\$102,532.27	Special Education cost for FY17
094742	Cardinal Bus Sales	\$76,200.00	Purchase of one school Bus
992611	Payroll	\$245,890.49	Payroll for June 5, 2017
992612	Foundation	\$149,696.49	County Board, STRS/SERS, Community Schools, Open Enrollment, ect...
992613	Payroll	\$216,256.15	Payroll for June 20, 2017
992614	UHC	\$80,009.80	July Health Insurance Payment
992618	Payroll	\$5,213.06	BWC, Medicare for June 5, 2017 Payroll

-- Options Summary --

Output file SM2M.TXT
Print options page? (Y,N) Y
Report heading SM2 June 30, 2017
Fiscal Year 2017
Beginning Month: 06
Ending Month: 06

BAT_SM2M executed by SE_BMCKEE on node MVECA0:: at 5-JUL-2017 20:48:52.71

DATE: 07/05/2017
 TIME: 20:48:52

FORM SM-2
 OHIO DEPARTMENT OF EDUCATION - OFFICE OF SCHOOL MANAGEMENT ASSISTANCE
 ANNUAL SPENDING PLAN (CURRENT OPERATION - GENERAL FUND ONLY - O.R.C. 5705.391)

PAGE: 1

SCHOOL DISTRICT: SOUTHEASTERN LOCAL SCHOOL

IRN # 046276 COUNTY: CLARK
 SM2 June 30, 2017

FISCAL YEAR: 2017 MONTH: 06

	MONTHLY ESTIMATE	MONTHLY ACTUAL	MONTHLY DIFFERENCE	FISCAL YTD ESTIMATE	FISCAL YTD ACTUAL	FISCAL YTD DIFFERENCE
REVENUES						
01.010 General Property (Real Estate)	0	0	0	0	2,494,873	2,494,873
01.020 Tangible Personal Property Tax	0	0	0	0	232,706	232,706
01.030 Income Tax	0	0	0	0	969,274	969,274
01.035 Unrestricted Grants-in-Aid	0	332,824	332,824	0	4,021,724	4,021,724
01.040 Restricted Grants-in-Aid	0	4,325	4,325	0	66,843	66,843
01.045 Restricted Grants-in-Aid - SFSF	0	0	0	0	0	0
01.050 Property Tax Allocation	0	0	0	0	382,408	382,408
01.060 All Other Operating Revenue	0	47,759	47,759	0	652,724	652,724
01.070 Total Revenue	0	384,908	384,908	0	8,820,552	8,820,552
OTHER FINANCING SOURCES						
02.010 Proceeds from Sale of Notes	0	0	0	0	0	0
02.020 State Emergency Loans & Advancements (Approved)	0	0	0	0	0	0
02.040 Operating Transfers-In	0	0	0	0	0	0
02.050 Advances-In	0	0	0	0	291,995	291,995
02.060 All Other Financing Sources	0	71,175	71,175	0	214,025	214,025
02.070 Total Other Financing Sources	0	71,175	71,175	0	506,020	506,020
02.080 Total Revenues and Other Financing Sources	0	456,083	456,083	0	9,326,572	9,326,572
EXPENDITURES						
03.010 Personal Services	0	437,630	437,630	0	4,832,015	4,832,015
03.020 Employees' Retirement/Insurance Benefits	0	139,075	139,075	0	1,676,383	1,676,383
03.030 Purchased Services	0	178,966	178,966	0	1,886,853	1,886,853
03.040 Supplies and Materials	0	18,068	18,068	0	190,945	190,945
03.050 Capital Outlay	0	76,200	76,200	0	77,818	77,818
03.060 Intergovernmental	0	0	0	0	0	0
04.010 Debt Service: All Principal (Historical)	0	0	0	0	0	0
04.020 Debt Service: Principal - Notes	0	0	0	0	0	0
04.030 Debt Service: Principal - State Loans	0	0	0	0	0	0
04.040 Debt Service: Principal - State Advancements	0	0	0	0	0	0
04.050 Debt Service: Principal - HB 264 Loans	0	0	0	0	0	0
04.055 Debt Service: Principal - Other	0	0	0	0	0	0
04.060 Debt Service: Interest and Fiscal Charges	0	0	0	0	0	0
04.300 Other Objects	0	38,986	38,986	0	162,570	162,570
04.500 Total Expenditures	0	888,925	888,925	0	8,826,584	8,826,584
OTHER FINANCING USES						
05.010 Operating Transfers - Out	0	0	0	0	0	0
05.020 Advances - Out	0	388,797	388,797	0	388,797	388,797
05.030 All Other Financing Uses	0	0	0	0	0	0
05.040 Total Other Financing Uses	0	388,797	388,797	0	388,797	388,797
05.050 Total Expenditure and Other Financing Uses	0	1,277,722	1,277,722	0	9,215,381	9,215,381
06.010 Excess Rev & Oth Financing Sources over(under) Exp &	0	821,639-	821,639-	0	111,191	111,191
07.010 Beginning Cash Balance	0	7,523,112	7,523,112	0	6,590,282	6,590,282
07.020 Ending Cash Balance	0	6,701,473	6,701,473	0	6,701,473	6,701,473
08.010 Outstanding Encumbrances	0	139,980	139,980	0	139,980	139,980

-- Options Summary --

Summary or Detail Report? (S,D) D
Output file: FINSUMM.TXT
Type: CSV
Print options page? (Y,N) Y
Generate FINDET report for comparison? (Y,N) Y
Sort options: FS
Include future encumbrance amounts? (Y,N) N
Include accounts with zero amounts? (Y,N) N
Include accounts which are no longer active? (Y,N,I) Y

BAT_FINSUM executed by SE_BMCKEE on node MVECA0:: at 5-JUL-2017 20:15:01.88

Date: 07/05/2017
 Time: 8:15 pm

SOUTHEASTERN LOCAL SCHOOL
 Financial Report by Fund/SCC

Fund #	Fund Description	FYTD Receipts	MTD Expenditures	FYTD Expenditures	Current Fund Balance	Current Encumbrances	Unencumbered Fund Balance	Bank Code
001 0000	CASH CONTROL - GENERAL FUND	6,487,444.73	1,277,721.32	9,215,379.20	6,598,639.26	139,980.29	6,458,658.97	
001 9412	GENERAL SET ASIDE (5%)	102,837.52	0.00	0.00	102,837.52	0.00	102,837.52	
003 0000	GENERAL INTEREST	1,075,699.60	77,823.59	579.00	1,152,944.19	0.00	1,152,944.19	
003 9001	PERMANENT IMPROVEMENT VOTED	835,524.38-	254,552.42	466,210.40	1,047,182.36-	59,921.97	1,107,104.33-	
003 9003	AUDITORIUM RENOVATION	848.38	0.00	0.00	848.38	0.00	848.38	
006 0000	LUNCHROOM CASH CONTROL	22,372.09-	43,680.92	586,161.05	702.00-	138.42	840.42-	1
006 9017	Children's Hunger Alliance	0.00	2,000.00	1,298.00	702.00	0.00	702.00	
018 9081	PRINCIPAL'S SUPPORT - MIAMI VIEW	1,970.75	161.00	236.00	1,734.75	0.00	1,734.75	1
018 9082	PRINCIPAL'S SUPPORT - HIGH SCHOOL	4,302.25-	0.00	11,026.19	0.00	735.51	735.51-	1
018 9281	MIDDLE SCHOOL PRINCIPAL'S SUPPORT	2,331.50	5.00-	12,480.60	4,923.67	2,724.11	2,199.56	
019 9091	MIAMI VIEW WORKROOM/LOUNGE	136.84	0.00	147.15	357.42	0.00	357.42	1
019 9092	TEACHER'S LOUNGE - HIGH SCHOOL	537.01	184.65	286.42	435.24	3.98	431.26	
022 9012	Wellness Incentive	7,993.85	977.00	0.00	8,970.85	0.00	8,970.85	
022 9013	Julia Salyers Memorial Fund	365.00	0.00	0.00	365.00	0.00	365.00	
022 9014	Jerry South Memorial Fund	397.84	0.00	0.00	397.84	0.00	397.84	
022 9081	PRINCIPAL'S FUND/STAFF RECOGNITION	405.49-	0.00	2,059.18	2,464.67-	0.00	2,464.67-	

Date: 07/05/2017
 Time: 8:15 pm

SOUTHEASTERN LOCAL SCHOOL
 Financial Report by Fund/SCC

Fund #	Fund Description	FYTD Receipts	MTD Expenditures	FYTD Expenditures	Current Fund Balance	Current Encumbrances	Unencumbered Fund Balance	Bank Code	
022 9082	PRINCIPAL'S FUND/STAFF RECOGNITION	1,600.17	0.00	1,605.74	0.00	545.69	2,660.22	47.97	2,612.25
022 9208	2008 Section 125	0.00	0.00	174.65	0.00	167.50	7.15	0.00	7.15
022 9281	PRINCIPAL'S FUND/STAFF RECOGNITION	3,806.92-	0.00	437.32	12.56	832.56	4,202.16-	428.00	4,630.16-
027 0000	BWC Distribution Account	50,418.68	3,730.04	41,727.65	2,812.16	29,207.02	62,939.31	1,406.08	61,533.23
200 9000	Washington DC Trip	0.00	0.00	19,910.00	0.00	19,844.00	66.00	0.00	66.00
200 9013	Class of 2013	816.46	0.00	0.00	0.00	0.00	816.46	0.00	816.46
200 9014	Class of 2014	250.00	0.00	0.00	0.00	0.00	250.00	0.00	250.00
200 9015	Class of 2015	187.01	0.00	0.00	0.00	0.00	187.01	0.00	187.01
200 9016	Class of 2016	693.57	0.00	0.00	0.00	311.60	381.97	0.00	381.97
200 9017	Class of 2017	1,935.53	0.00	0.00	280.56	1,894.38	41.15	1,107.53	1,066.38-
200 9018	Class of 2018	2,565.53	0.00	7,728.00	237.43	7,904.84	2,388.69	0.00	2,388.69
200 9019	Class of 2019	805.83-	0.00	744.50	579.79	579.79	641.12-	0.00	641.12-
200 9020	Class of 2020	366.87	0.00	95.00	0.00	0.00	461.87	0.00	461.87
200 9201	FUTURE FARMERS OF AMERICA	3,456.11	0.00	18,349.00	1,085.00	18,923.87	2,881.24	1,935.00	946.24
200 9202	FAMILIES CAREERS & COMMUNITY LEADERS OF AMERI	3,423.51	0.00	6,577.90	0.00	6,768.73	3,232.68	997.55	2,235.13 1
200 9203	FUTURE EDUCATORS OF AMERICA	119.74	0.00	0.00	0.00	0.00	119.74	0.00	119.74

Date: 07/05/2017
 Time: 8:15 pm

SOUTHEASTERN LOCAL SCHOOL
 Financial Report by Fund/SCC

Fund #	Fund Description	FYTD Receipts	MTD Expenditures	FYTD Expenditures	Current Fund Balance	Current Encumbrances	Unencumbered Fund Balance	Bank Code
200 9205	NATIONAL HONOR SOCIETY 824.44	0.00	375.00	0.00	619.00	580.44	195.00	385.44 1
200 9207	ACHIEVEMENT THRU TEAMWORK 882.26	0.00	0.00	0.00	214.25	668.01	0.00	668.01
200 9208	Spanish Club 0.00	0.00	349.00	0.00	19.98	329.02	0.00	329.02
200 9210	SPIRIT CLUB 1,098.55	0.00	2,134.25	0.00	1,523.98	1,708.82	12.00	1,696.82
200 9215	LAND LAB 264.28	0.00	0.00	0.00	0.00	264.28	0.00	264.28
200 9216	MIAMI VIEW MIDDLE SCHOOL STUDENT COUNCIL 7,041.97	0.00	3,480.55	369.01	5,362.71	5,159.81	81.00	5,078.81 1
200 9217	Jr. High Student Council 4,311.17	20.00	1,127.00	0.00	0.00	5,438.17	0.00	5,438.17
200 9222	S.A.D.D. CASH 206.74	0.00	0.00	0.00	0.00	206.74	0.00	206.74
200 9225	H2O HELP TO OTHERS 1,060.87	0.00	0.00	0.00	0.00	1,060.87	0.00	1,060.87
200 9226	Art Club 1,619.89	20.00	255.00	86.73	86.73	1,788.16	0.00	1,788.16
300 0000	STUDENT PARTICIPATION FEES 0.00	0.00	0.00	0.00	419.82	419.82-	0.00	419.82-
300 9302	BAND 4,263.48	0.00	5,529.00	0.00	0.00	9,792.48	0.00	9,792.48
300 9303	CHEERLEADERS - HI SCHOOL 804.38	3,612.00	17,955.76	0.00	14,920.87	3,839.27	50.00	3,789.27
300 9304	CHOIR - HI SCHOOL 730.43	0.00	0.00	0.00	0.00	730.43	0.00	730.43
300 9305	DRAMA - HI SCHOOL 7,748.85	0.00	7,309.00	0.00	5,171.77	9,886.08	1,252.26	8,633.82
300 9306	Bowling Club 1,171.77-	0.00	1,999.00	0.00	3,837.38	3,010.15-	0.00	3,010.15-

Date: 07/05/2017
 Time: 8:15 pm

SOUTHEASTERN LOCAL SCHOOL
 Financial Report by Fund/SCC

Fund #	Fund Description	FYTD Receipts	MTD Expenditures	FYTD Expenditures	Current Fund Balance	Current Encumbrances	Unencumbered Fund Balance	Bank Code
300 9308	TROJAN TIMES 1.66	0.00	0.00	0.00	1.66	0.00	1.66	
300 9309	YEARBOOK 1,438.10-	0.00	2,780.00	0.00	5,096.11-	0.00	5,096.11-	
300 9312	Wrestling Club 1,130.73	0.00	3,905.00	200.00	321.34-	9,000.00	9,321.34-	
300 9313	CHEERLEADERS - MIAMI VIEW 64.29	2,855.80	3,878.80	505.80	3,064.00	879.09	879.09	
300 9320	ATHLETICS - HI SCHOOL 20,372.96	4,230.00	101,793.83	8,257.31	99,826.12	22,340.67	7,771.25	14,569.42 1
300 9330	ATHLETICS MIAMI VIEW 6,120.74	0.00	16,338.05	45.46	22,244.53	214.26	2,431.42	2,217.16- 1
450 9407	SCHOOLNET 0.01	0.00	0.00	0.00	0.00	0.01	0.01	0.01
451 9017	DATA COMM 0.00	0.00	5,400.00	0.00	5,400.00	0.00	0.00	0.00
459 9903	OHIO READS GRANT 300.00	0.00	0.00	0.00	0.00	300.00	0.00	300.00
459 9905	OHIO READS 2,000.00	0.00	0.00	0.00	0.00	2,000.00	0.00	2,000.00
461 9017	VOC ED ENHANCEMENTS 0.00	419.58	4,195.80	0.00	4,195.80	0.00	0.00	0.00
499 9014	Early Literacy Grant 7,805.06	0.00	0.00	0.00	0.00	7,805.06	0.00	7,805.06
499 9017	Parent Mentor Services 0.00	7,600.00	25,000.00	4,600.00	25,000.00	0.00	0.00	0.00
499 9107	Project Lead the Way 0.45	0.00	0.00	0.00	0.00	0.45	0.00	0.45
499 9900	BUILDING INCENTIVE 128.59	0.00	0.00	0.00	0.00	128.59	0.00	128.59
516 9602	TITLE IV-B 2002 0.56	0.00	0.00	0.00	0.00	0.56	0.00	0.56

Date: 07/05/2017
 Time: 8:15 pm

SOUTHEASTERN LOCAL SCHOOL
 Financial Report by Fund/SCC

Fund #	Fund Description	FYTD Receipts	MTD Expenditures	FYTD Expenditures	Current Fund Balance	Current Encumbrances	Unencumbered Fund Balance	Bank Code
516 9616	IDEA PART B 3,854.85	0.00	10,973.34	0.00	14,828.19	0.00	0.00	0.00
516 9617	IDEA PART B 0.00	30,651.25	128,864.61	11,666.03	122,074.00	6,790.61	0.00	6,790.61
572 9216	TITLE I 9,697.75	0.00	19,222.80	0.00	28,920.55	0.00	0.00	0.00
572 9217	TITLE I 0.00	38,923.79	164,255.93	13,254.09	154,175.30	10,080.63	990.76	9,089.87
573 9302	TITLE VI-INNOVATIVE 1.00	0.00	0.00	0.00	0.00	1.00	0.00	1.00
590 9017	IMPROVING TCHR QUALITY 0.00	2,108.75	21,087.46	0.00	21,087.46	0.00	0.00	0.00
599 9017	MISC. FED. GRANT 0.00	3,787.00	3,787.00	3,787.00	3,787.00	0.00	0.00	0.00
GRAND TOTALS:								
	6,958,905.33	964,148.09	10,950,057.41	1,372,219.56	10,931,417.69	6,977,545.05	231,210.10	6,746,334.95

-- Options Summary --

Output file: CHEKPY.TXT
Print options page? (Y,N) Y
Sort options: C
Check types to select. (D,I,M,P,R,T,W): W,P,R,M
Print vendor from PO or check. (P,C): P
Date Selection From: 06/01/2017
To: 06/30/2017
Summary or Detail report? (S,D) S
Single or Double space summary report? (S,D) S
Include or Exclude the following vendors?(I,E) I

BAT_CHEKPY executed by SE_BMCKEE on node MVECA0:: at 5-JUL-2017 20:13:02.31

Date: 07/05/2017
 Time: 8:13 pm

SOUTHEASTERN LOCAL SCHOOL
 SORT BY CHECK NUMBER
 CHECK DATES BETWEEN 06/01/2017 AND 06/30/2017
 WARRANT, REFUND, MEMO, PAYROLL CHECKS

Page: 1
 (CHEKPY)

CHECK	TYPE	DATE	VENDOR	VENDOR	STATUS/DATE	BANK CODE	CHECK AMOUNT
094647	W	06/05/2017	American Fidelity Administrive Services, LLC	034825	RECONCILED:06/30/2017		42.00
094648	W	06/05/2017	AP Exams AP Program	033249	RECONCILED:06/30/2017		1,098.00
094649	W	06/05/2017	AMERITECH	010200	RECONCILED:06/30/2017		864.14
094650	W	06/05/2017	BRYN DEAN	031735	RECONCILED:06/30/2017		237.43
094651	W	06/05/2017	BSN Sports	034171	RECONCILED:06/30/2017	1	437.38
094652	W	06/05/2017	BUCKEYE OIL EQUIPMENT	001738	RECONCILED:06/30/2017		424.10
094653	W	06/05/2017	CATHY HOLFINGER	030793	RECONCILED:06/30/2017		121.25
094654	W	06/05/2017	City Electric Supply	033985	RECONCILED:06/30/2017	(Multi-bank check)	161.27
094655	W	06/05/2017	COMMUNITY HOSPITAL CENTER FOR OCCUPATIONAL HEALTH	002395	RECONCILED:06/30/2017		62.00
094656	W	06/05/2017	COUNTRY MINI MART	030851	RECONCILED:06/30/2017		222.44
094657	W	06/05/2017	Cy Wright	035054	RECONCILED:06/30/2017	1	60.00
094658	W	06/05/2017	Fort Loramie Radskin Basketball	034902	RECONCILED:06/30/2017	1	185.00
094659	W	06/05/2017	H. W. MANN & SONS	007650	RECONCILED:06/30/2017		320.00
094660	W	06/05/2017	B2B Computer Products LLC DBA: ITsavvy	034144	RECONCILED:06/30/2017		181.00
094661	W	06/05/2017	JANTON COMPANY	006405	RECONCILED:06/30/2017		12,476.35
094662	W	06/05/2017	Joshua Murray	033665	RECONCILED:06/30/2017	1	200.00
094663	W	06/05/2017	KAREN WYATT	031564	RECONCILED:06/30/2017	1	94.38
094664	W	06/05/2017	Mark Mehl	035041	RECONCILED:06/30/2017	1	60.00
094665	W	06/05/2017	Nikki Ankeney	035052	RECONCILED:06/30/2017		12.56
094666	W	06/05/2017	OHIO ACTE	032165	RECONCILED:06/30/2017		380.00
094667	W	06/05/2017	Pioneer Athletics	034630	RECONCILED:06/30/2017		600.00
094668	W	06/05/2017	Robert Jackson	034270	RECONCILED:06/30/2017	1	60.00
094669	W	06/05/2017	SHOEMAKER'S GROCERY	011900	RECONCILED:06/30/2017		72.98
094670	W	06/05/2017	SHOEMAKER'S HOME CENTER	011950	RECONCILED:06/30/2017		245.57
094671	W	06/05/2017	Strategic Management Solutions	032461	RECONCILED:06/30/2017		1,334.56
094672	W	06/05/2017	THYSSENKRUPP ELEVATOR CORP	005544	RECONCILED:06/30/2017		450.00
094673	W	06/05/2017	WILSON PRINTING AND GRAPHICS	031158	RECONCILED:06/30/2017		55.27
094674	W	06/05/2017	Yellow Jackets Sports Camps Cedarville University	034746	RECONCILED:06/30/2017	1	215.00
094675	W	06/08/2017	RIDDELL/ALL AMERICAN	031115	RECONCILED:06/30/2017	1	160.28
094676	W	06/08/2017	AQUA-FALLS GLACIER MOUNTAIN	030172	RECONCILED:06/30/2017		19.80
094677	W	06/08/2017	BSN Sports	034171	RECONCILED:06/30/2017	1	1,449.23
094678	W	06/08/2017	Burleson Law Offices, LLC	033353	RECONCILED:06/30/2017		5,741.18
094679	W	06/08/2017	DARRICK RIGGS	032170	RECONCILED:06/30/2017		355.78
094680	W	06/08/2017	Glazier Clinic, The	033690	RECONCILED:06/30/2017	1	299.00
094681	W	06/08/2017	JACK D. DALIE	020181	RECONCILED:06/30/2017		579.79
094682	W	06/08/2017	JOSTENS, INC.	006520	RECONCILED:06/30/2017		280.56
094683	W	06/08/2017	Mabe's Clothing & Athletic Apparel	033747	RECONCILED:06/30/2017	1	368.05
094684	W	06/08/2017	MACRAY CO INC.	007480	RECONCILED:06/30/2017		105.00
094685	W	06/08/2017	Nancy Holt	034684	RECONCILED:06/30/2017		4,600.00
094686	W	06/08/2017	Nick Banion	034670	RECONCILED:06/30/2017		80.25
094687	W	06/08/2017	TIM BELL	030825	RECONCILED:06/30/2017	1	760.57
094688	W	06/08/2017	Dave Yost Auditor of State	032648	RECONCILED:06/30/2017		8.20
094689	W	06/08/2017	TruGreen Commercial Dayton NOrth Branch	034830	RECONCILED:06/30/2017	1	1,181.40

Date: 07/05/2017
 Time: 8:13 pm

SOUTHEASTERN LOCAL SCHOOL
 SORT BY CHECK NUMBER
 CHECK DATES BETWEEN 06/01/2017 AND 06/30/2017
 WARRANT, REFUND, MEMO, PAYROLL CHECKS

Page: 2
 (CHEKPY)

CHECK	TYPE	DATE	VENDOR	VENDOR	STATUS/DATE	BANK CODE	CHECK AMOUNT
094690	W	06/08/2017	WILSON PRINTING AND GRAPHICS	031158	RECONCILED:06/30/2017		161.84
094691	W	06/16/2017	Carr Supply Springfield	034750	RECONCILED:06/30/2017		104.81
094692	W	06/16/2017	Centurylink Business Services	031172	RECONCILED:06/30/2017		11.23
094693	W	06/16/2017	Commercial Cleaning Professionals	032370			765.00
094694	W	06/16/2017	COUNTRY MINI MART	030851	RECONCILED:06/30/2017		40.86
094695	W	06/16/2017	ESC of Central Ohio	034481	RECONCILED:06/30/2017		250.00
094696	W	06/16/2017	Furlow's Consulting LLC	034907	RECONCILED:06/20/2017		1,345.04
094697	W	06/16/2017	Habitec Security	032464	RECONCILED:06/30/2017		209.76
094698	W	06/16/2017	JANTON COMPANY	006405	RECONCILED:06/30/2017		933.45
094699	W	06/16/2017	Julian & Grube, Inc.	034240	RECONCILED:06/30/2017		1,200.00
094700	W	06/16/2017	KINCAIDS	006764	RECONCILED:06/30/2017		119.99
094701	W	06/16/2017	Michael Rivera	036469	RECONCILED:06/30/2017		70.43
094702	W	06/16/2017	Ohio FFA Camp Muskingum	033247	RECONCILED:06/30/2017		925.00
094703	W	06/16/2017	Project Lead The Way	033423	RECONCILED:06/30/2017		3,750.00
094704	W	06/16/2017	SHERWIN WILLIAMS	002183	RECONCILED:06/30/2017		54.98
094705	W	06/16/2017	TERMINIX INTERNATIONAL CO.,THE	000200	RECONCILED:06/30/2017	(Multi-bank check)	105.00
094706	W	06/16/2017	The Pasta Shoppe	035066	RECONCILED:06/30/2017		505.80
094707	W	06/16/2017	WILSON PRINTING AND GRAPHICS	031158	RECONCILED:06/30/2017		273.39
094708	W	06/26/2017	American Fidelity Administrive Services, LLC	034825			46.50
094709	W	06/26/2017	AMERITECH	010200			149.02
094710	W	06/26/2017	AVI FoodSystems	034778		1	34,837.73
094711	W	06/26/2017	BSN Sports	034171		1	855.12
094712	W	06/26/2017	City Electric Supply	033985			165.70
094713	W	06/26/2017	CLARK COUNTY EDUCATIONAL SERVICE CENTER	002300	RECONCILED:06/30/2017	1 (Multi-bank check)	102,532.27
094714	W	06/26/2017	DAYTON POWER AND LIGHT COMPANY	032183			111.15
094715	W	06/26/2017	DELANEY PLUMBING	003400			740.00
094716	W	06/26/2017	Direct Energy Business Marketing, LLC	034790			321.31
094717	W	06/26/2017	District 9 Coaches Association	035034		1	160.00
094718	W	06/26/2017	FAIRBANKS LOCAL SCHOOLS	020021		1	50.00
094719	W	06/26/2017	Fred J. Miller (FJM) Inc.	034799			411.23
094720	W	06/26/2017	In A Pinch	034671		1	350.00
094721	W	06/26/2017	KINCAIDS	006764			4,107.53
094722	W	06/26/2017	Megacity Fire Protection	034142			918.00
094723	W	06/26/2017	Megan Rains	033514		1 (Multi-bank check)	249.76
094724	W	06/26/2017	NATIONAL FFA ORGANIZATION	008762			55.00
094725	W	06/26/2017	NEOLA, Inc.	032628			1,432.00
094726	W	06/26/2017	NORTHEASTERN BD OF ED	008950		1	130.00
094727	W	06/26/2017	Ohio Valley Medical Center	034920			3,000.00
094728	W	06/26/2017	OHSAA Attn: Comptroller, Mr. Todd B	032261		1	500.00
094729	W	06/26/2017	SCHOOL SPECIALTY & BECKLEY CARDY	011672			234.44
094730	W	06/26/2017	SHERWIN WILLIAMS	002183			551.78
094731	W	06/26/2017	SHOEMAKER'S GROCERY	011900	RECONCILED:06/30/2017		101.60
094732	W	06/26/2017	SPRINGFIELD CITY SCHOOLS	012622			4,597.25
094733	W	06/26/2017	Springfield High School Athletic Dept.	012731			200.00

Date: 07/05/2017
 Time: 8:13 pm

SOUTHEASTERN LOCAL SCHOOL
 SORT BY CHECK NUMBER
 CHECK DATES BETWEEN 06/01/2017 AND 06/30/2017
 WARRANT, REFUND, MEMO, PAYROLL CHECKS

Page: 3
 (CHEKPY)

CHECK	TYPE	DATE	VENDOR	VENDOR	STATUS/DATE	BANK CODE	CHECK AMOUNT
094734	W	06/26/2017	Wittenberg Basketball Camps Matt Croci, Mens's BB Office	034463		1	1,045.00
094735	W	06/30/2017	AMERITECH	010200			385.14
094736	W	06/30/2017	Centurylink Business Services	031172			7.88
094737	W	06/30/2017	DAYTON POWER AND LIGHT COMPANY	032183			3,502.79
094738	W	06/30/2017	Meal Magic Corporation	034114			807.00
094739	W	06/30/2017	Time Warner Cable-SWO Division	035001			13.40
094740	W	06/30/2017	VECTREN ENERGY DELIVERY	003350			155.58
094741	W	06/30/2017	Warehouse Restaurant Equip	035065			3,249.00
094742	W	06/30/2017	CARDINAL BUS SALES & SERVICE	011859			76,200.00
094743	W	06/30/2017	De Lage Landen	034335			1,688.00
094744	W	06/30/2017	Hunter Consulting Company	034172			387.50
094745	W	06/30/2017	SHERWIN WILLIAMS	002183			374.85
992611	C	06/05/2017	PAYROLL	900005	RECONCILED:06/30/2017	(Multi-bank check)	245,890.49
992612	M	06/16/2017	FOUNDATION	900014		(Multi-bank check)	149,696.49
992613	C	06/20/2017	PAYROLL	900005	RECONCILED:06/30/2017	(Multi-bank check)	220,356.46
992614	M	06/23/2017	EPC-Self-Funded Medical Plan	900052		(Multi-bank check)	80,009.80
992615	M	06/23/2017	EPC Dental/Vision Benefit Plan Dental Plan	900053		(Multi-bank check)	4,352.12
992616	M	06/23/2017	EPC-Dental/Vision Benefit Plan Vision Plan	900054		(Multi-bank check)	1,216.95
992617	M	06/23/2017	Sun Life Assurance Company of Canada	900055		(Multi-bank check)	345.75
992618	M	06/05/2017	PAYROLL	900005		(Multi-bank check)	5,213.06
992619	M	06/05/2017	PAYROLL	900005			31.00
992620	M	06/05/2017	RETIREMENT STRS	900001			1,685.74
992621	M	06/05/2017	RETIREMENT SERS	900002			287.85
992622	M	06/20/2017	PAYROLL	900005		(Multi-bank check)	4,634.00
992623	M	06/20/2017	RETIREMENT SERS	900002			287.85
992624	M	06/20/2017	RETIREMENT STRS	900001			1,636.74
992625	M	06/01/2017	SECURITY NATIONAL BANK	900042		(Multi-bank check)	3,874.64
992627	M	06/30/2017	SECURITY NATIONAL BANK	900042			100.00
992628	M	06/02/2017	SECURITY NATIONAL BANK	900042			2,812.16
V VOIDED CHECKS			0	CHECK TOTALS		0.00	
R RECONCILED CHECKS			62	CHECK TOTALS		614,944.13	
W WARRANT CHECKS			99	CHECK TOTALS		292,111.88	
M MEMO CHECKS			15	CHECK TOTALS		256,184.15	
B REFUND CHECKS			0	CHECK TOTALS		0.00	
I INVESTMENT CHECKS			0	CHECK TOTALS		0.00	
T TRANSFER CHECKS			0	CHECK TOTALS		0.00	
D DISTRIBUTION CHECKS			0	CHECK TOTALS		0.00	
C PAYROLL CHECKS			2	CHECK TOTALS		466,246.95	
MISSING CHECKS			0				
** TOTAL CHECKS (LESS VOIDED)			116	** TOTAL NET		1,014,542.98	
*** TOTAL CHECKS WRITTEN			116	*** GRAND TOTALS		1,014,542.98	