

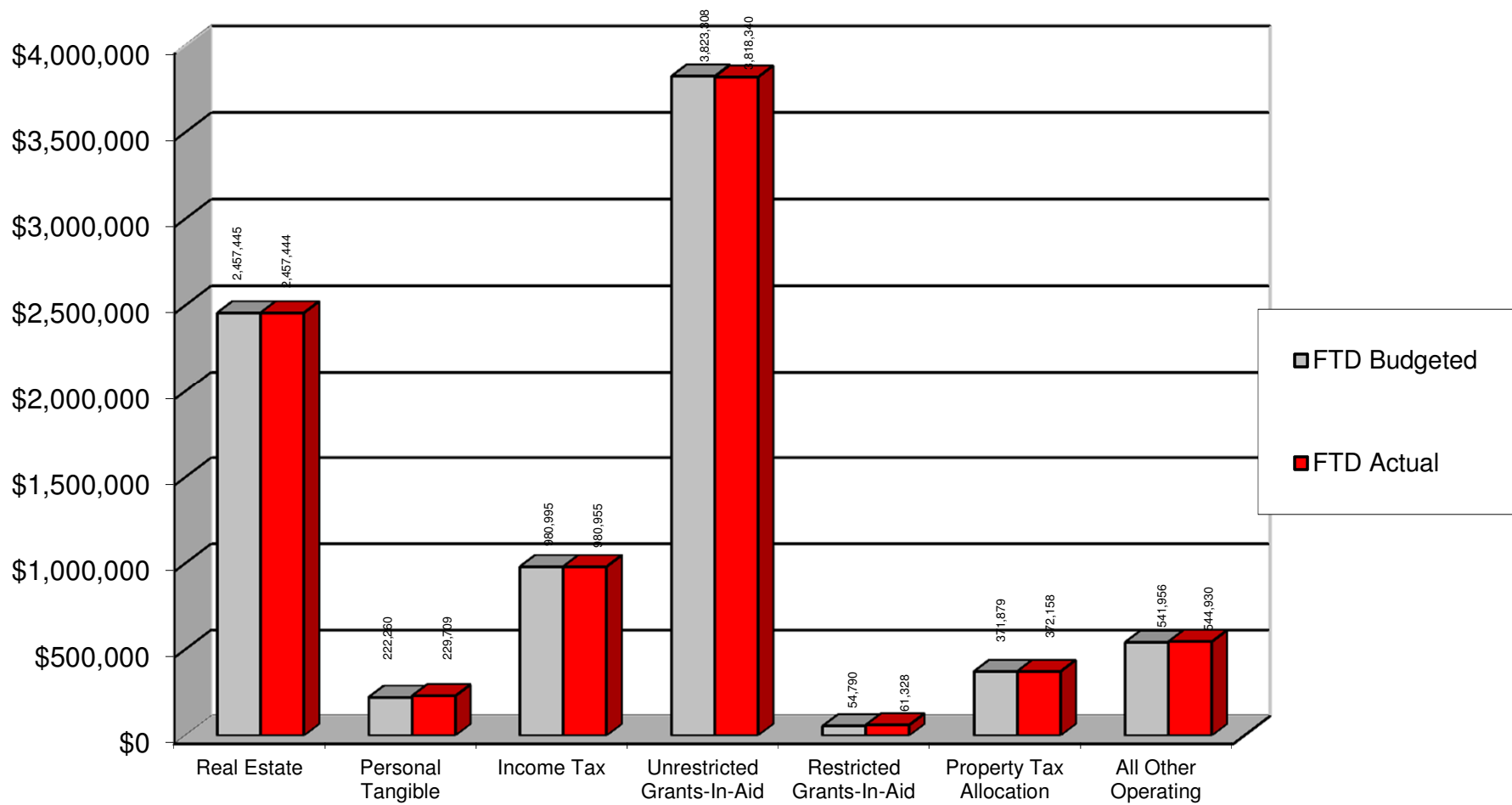
**SOUTHEASTERN LOCAL SCHOOL DISTRICT**

**FINANCIAL REPORT**

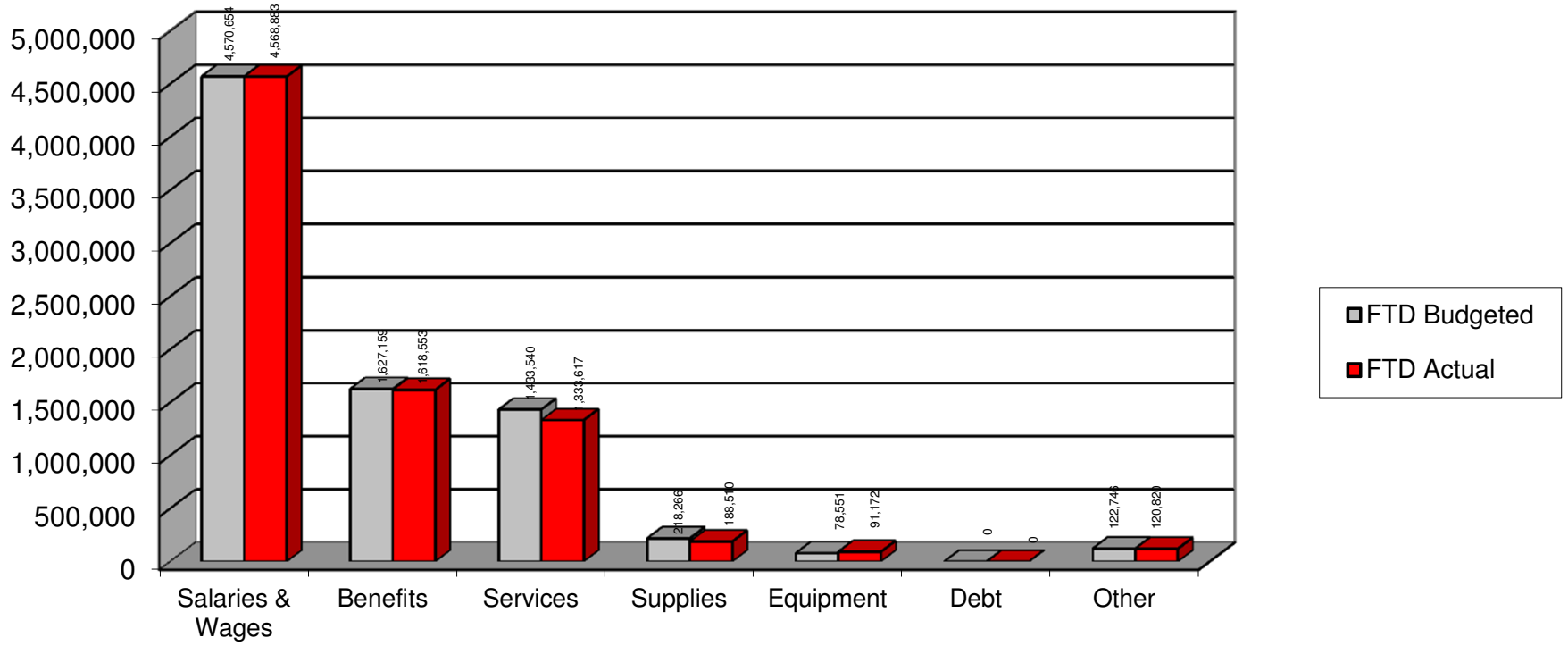
**06/30/2016**



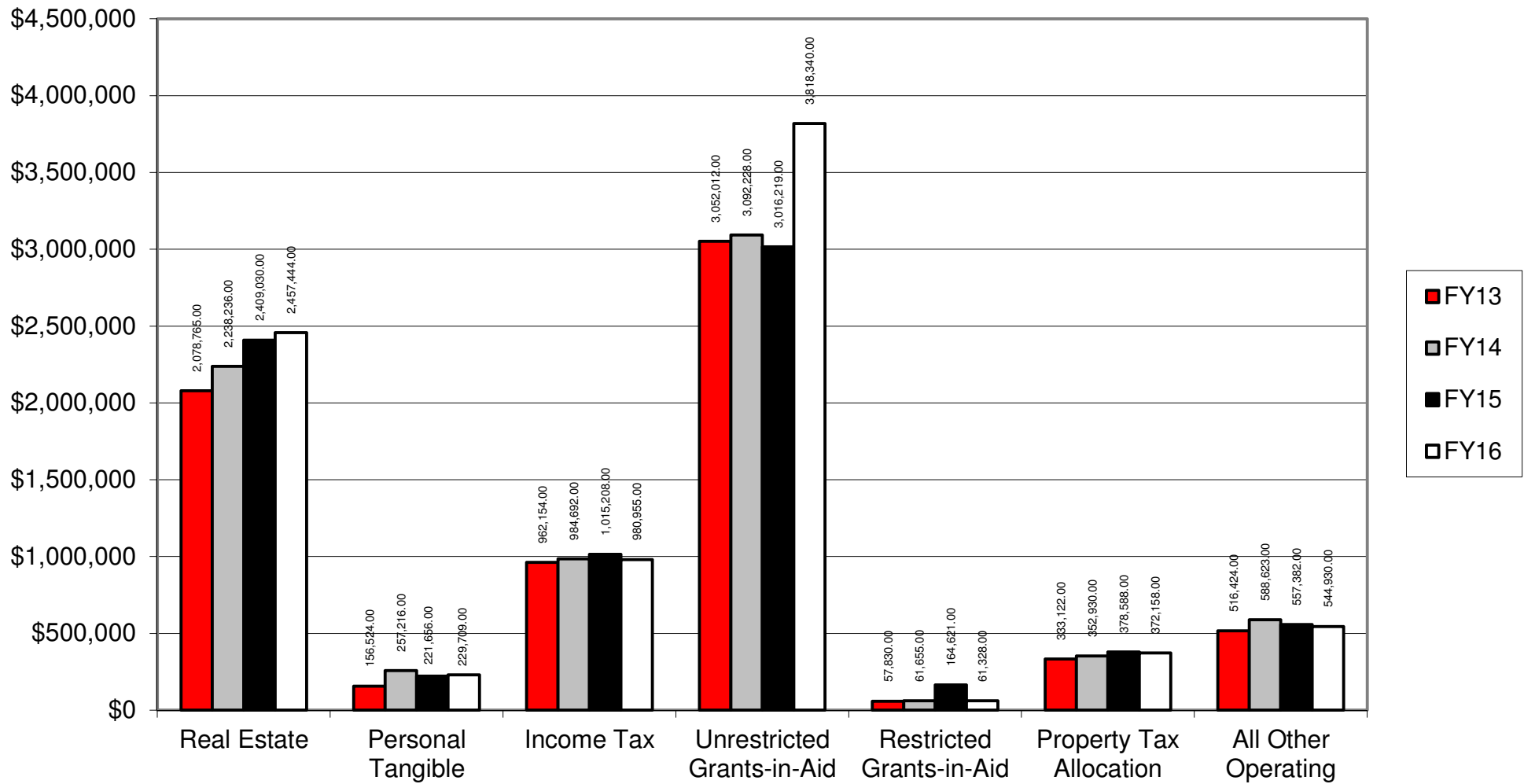
# FTD BUDGETED vs. FTD ACTUAL



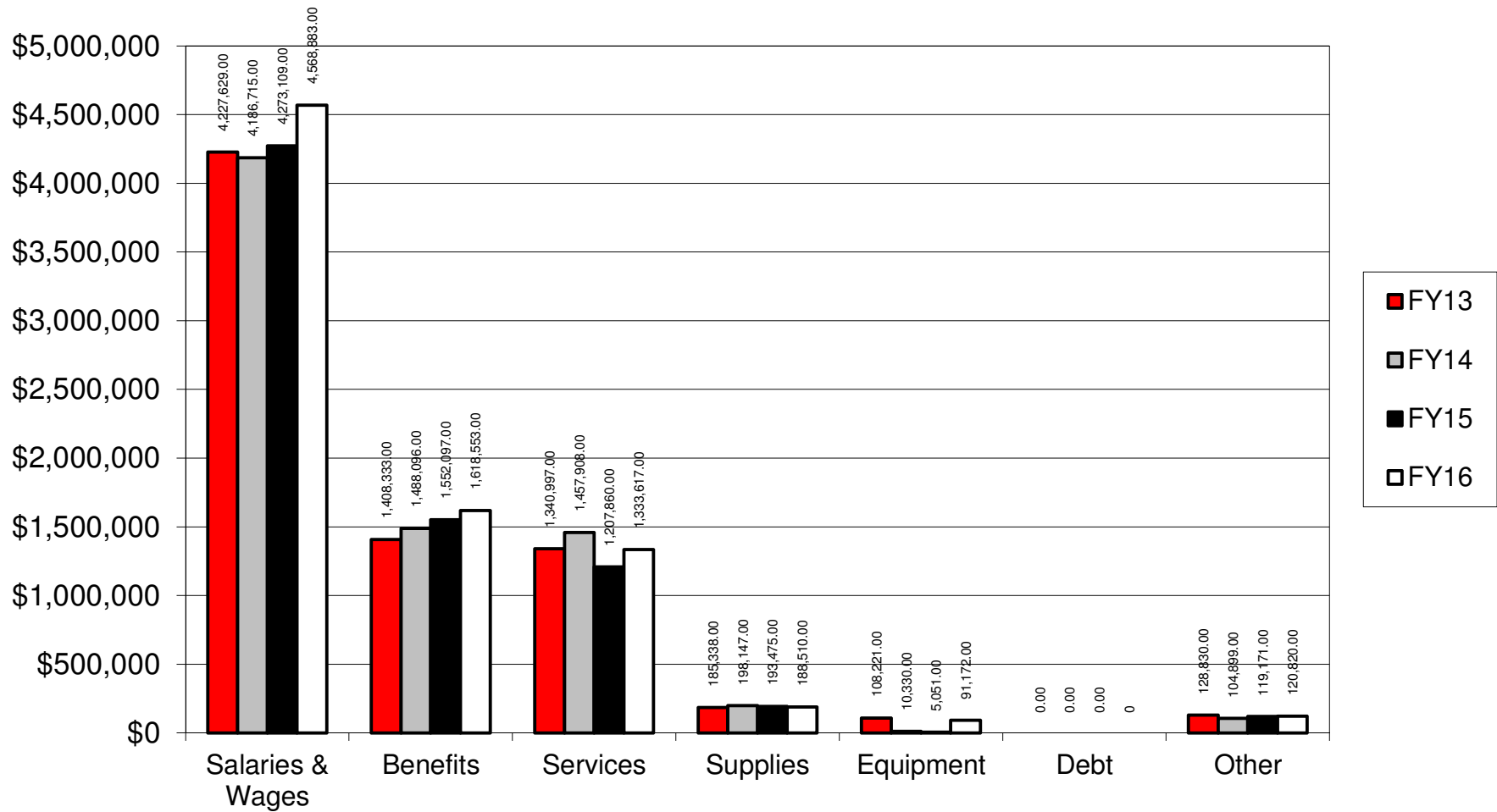
## FTD BUDGETED vs. FTD ACTUAL



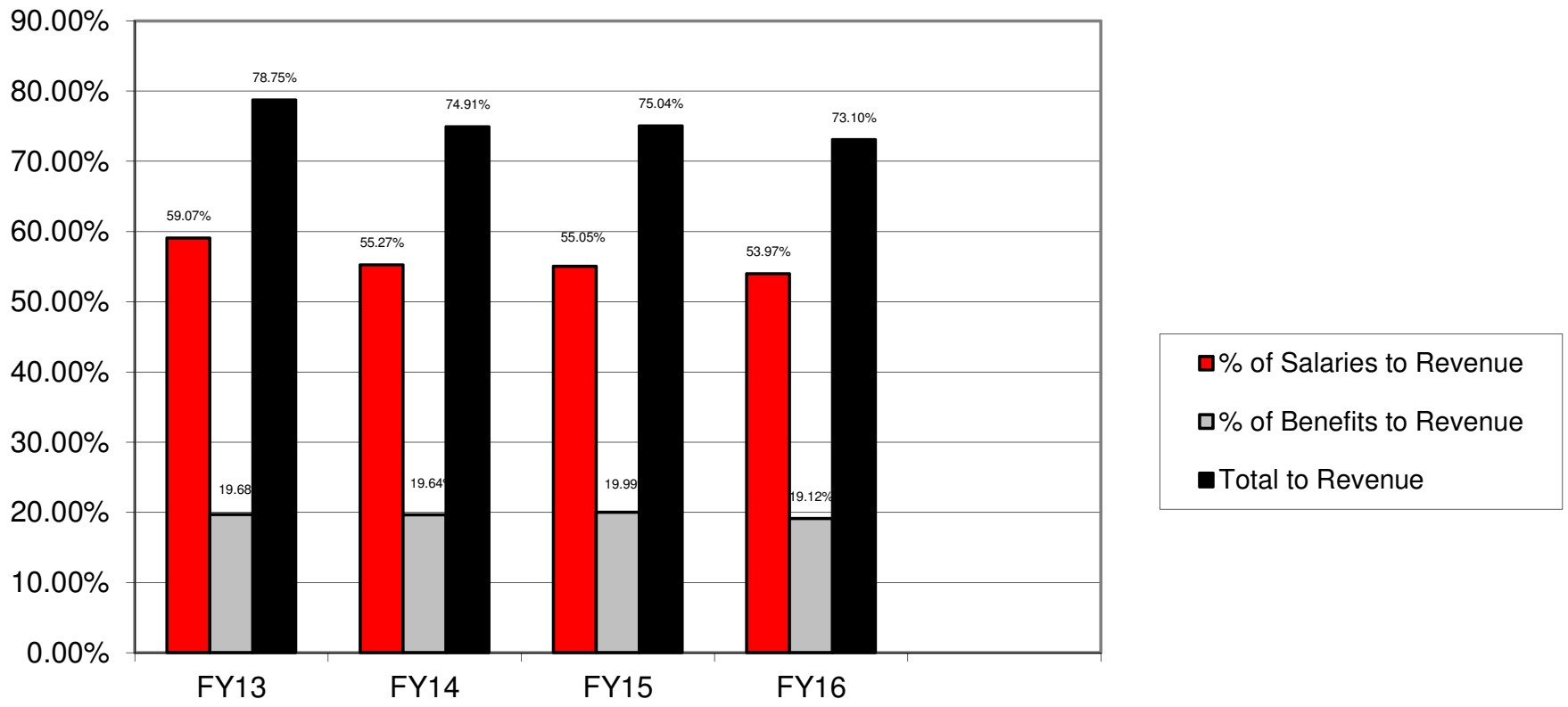
# HISTORICAL REVENUE



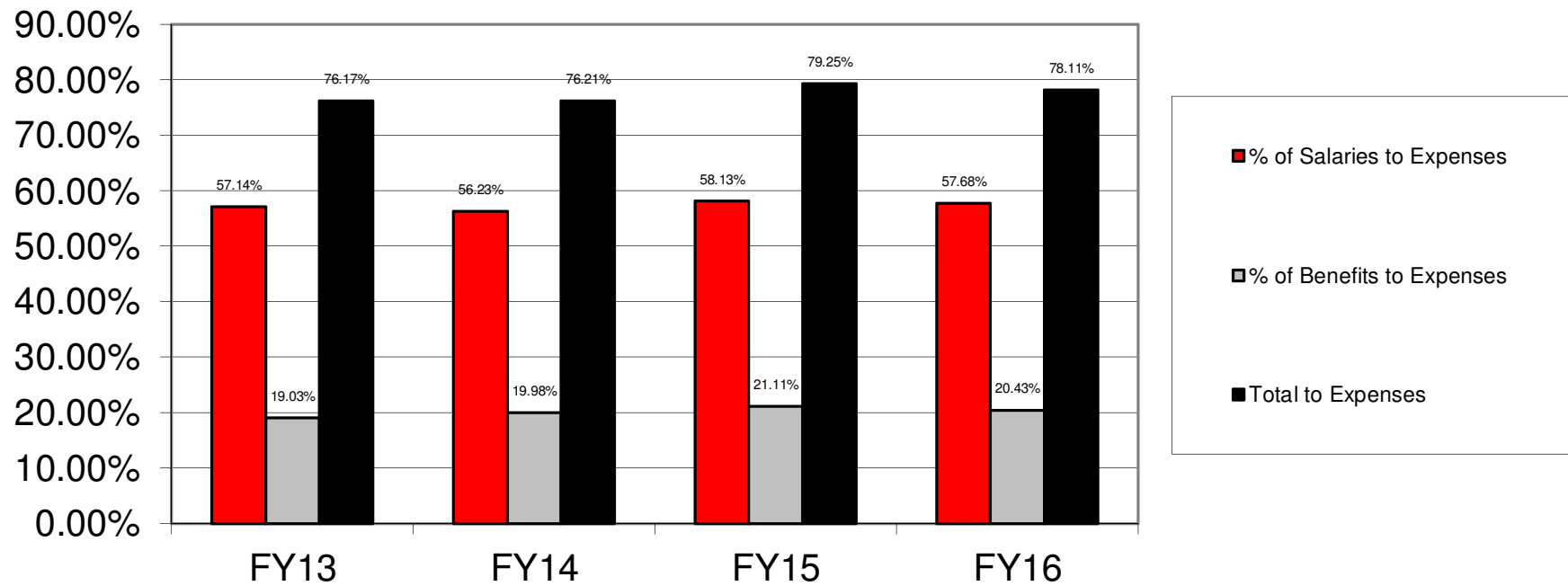
# HISTORICAL EXPENDITURES



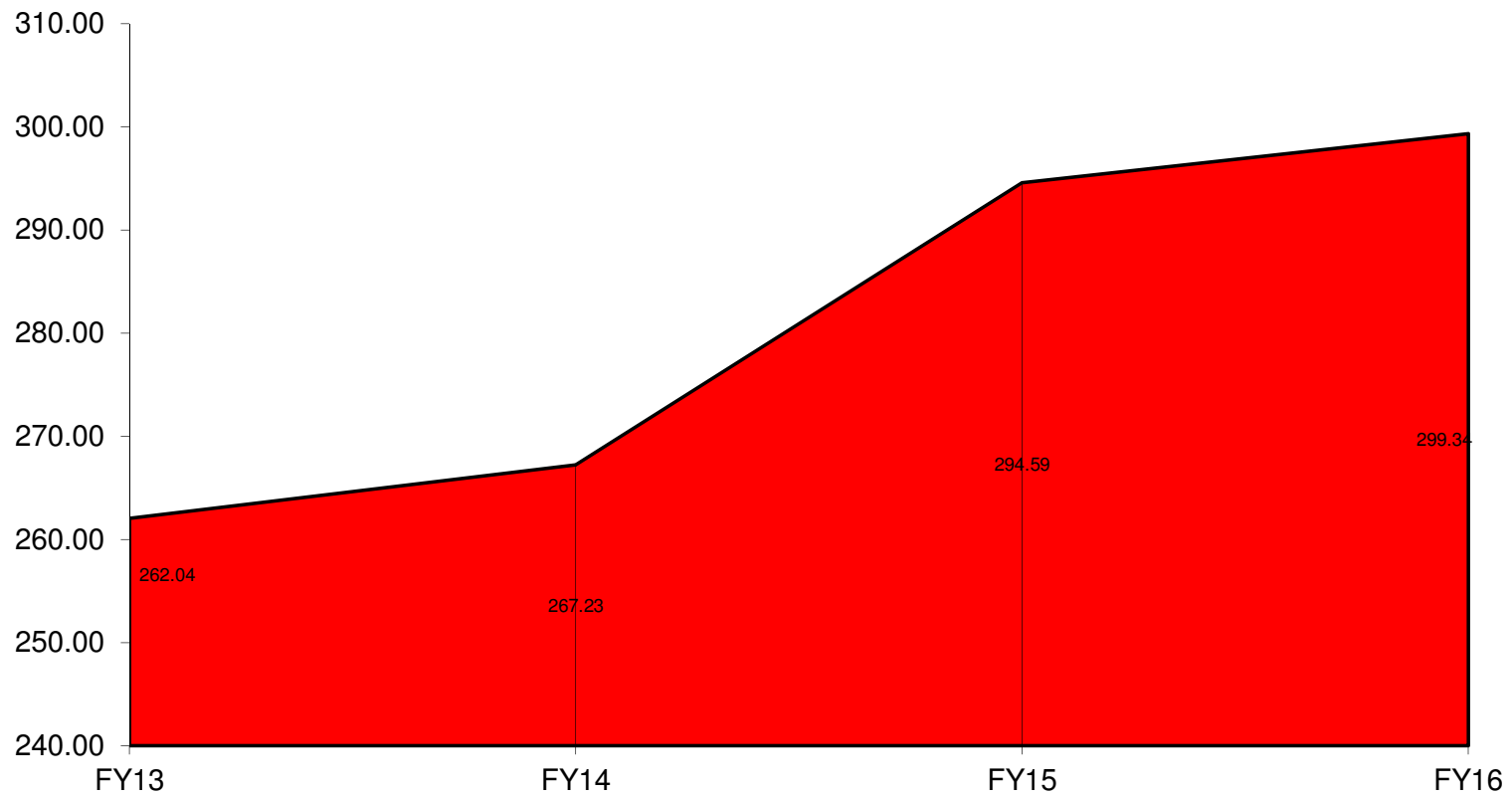
## % OF SALARIES AND BENEFITS TO REVENUE



## % OF SALARIES AND BENEFITS TO EXPENDITURES

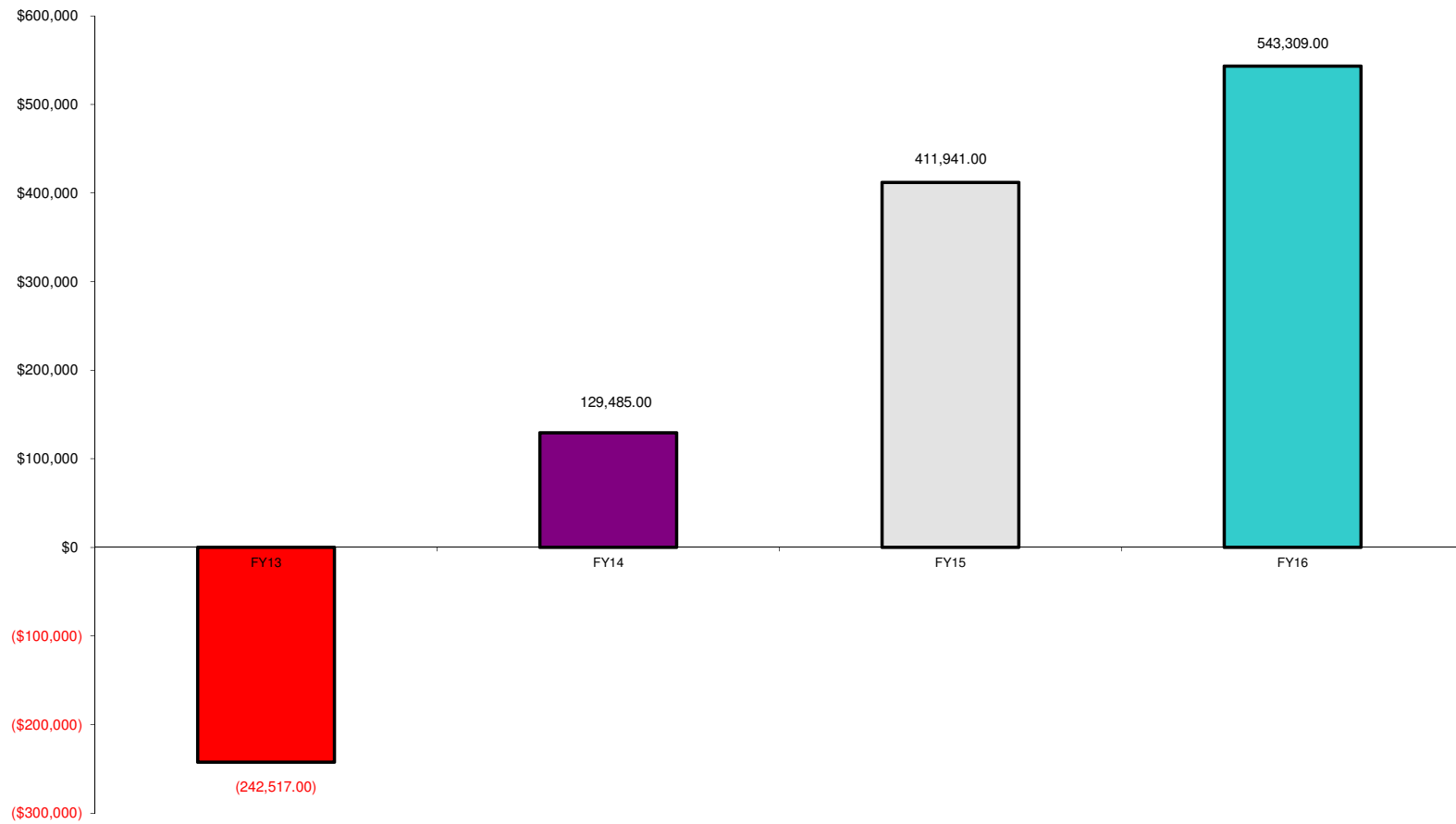


## Days of Operating Cash





# SURPLUS/DEFICIT



**MONTHLY BUDGET VARIANCE  
SOUTHEASTERN LOCAL SCHOOLS**

	<b>FTD Budgeted</b>	<b>FTD Actual</b>	<b>Variance</b>	<b>Percentage Variance</b>	<b>MTD Budgeted</b>	<b>MTD Actual</b>	<b>Variance</b>	<b>Percentage Variance</b>
<b>REVENUE</b>								
General Property (Real Estate)	\$2,457,445	\$2,457,444	(\$1)	0.00%	\$0	\$0	\$0	-
Tangible Personal Property	222,260	229,709	7,449	3.35%	\$0	0	0	-
Income Tax	980,995	980,955	(40)	0.00%	\$0	0	0	-
Unrestricted Grants-In-Aid	3,823,308	3,818,340	(4,968)	-0.13%	\$238,642	295,966	57,324	24.02%
Restricted Grants-In-Aid	54,790	61,328	6,538	11.93%	\$2,312	9,051	6,739	291.48%
Restricted Grants-In-Aid - SFSF	0	0	0	-	\$0	0	0	-
Property Tax Allocation	371,879	372,158	279	0.08%	\$0	0	0	-
All Other Operating Revenue	541,956	544,930	2,974	0.55%	\$45,877	35,723	(10,154)	-22.13%
<b>TOTAL REVENUE</b>	<b>\$8,452,633</b>	<b>\$8,464,864</b>	<b>\$12,231</b>	<b>0.14%</b>	<b>\$286,831</b>	<b>\$340,740</b>	<b>\$53,909</b>	<b>18.79%</b>
<b>EXPENDITURES</b>								
Salaries & Wages	\$4,570,654	\$4,568,883	\$1,771	-0.04%	\$433,345	\$428,252	\$5,093	-1.18%
Benefits	1,627,159	1,618,553	8,606	-0.53%	\$135,975	132,192	3,783	-2.78%
Services	1,433,540	1,333,617	99,923	-6.97%	\$105,351	218,187	(\$112,836)	107.10%
Supplies	218,266	188,510	29,756	-13.63%	\$17,056	2,974	14,082	-82.56%
Equipment	78,551	91,172	(12,621)	16.07%	\$0	7,138	(\$7,138)	#DIV/0!
Debt	0	0	0	-	\$0	0	0	-
Other	122,746	120,820	1,926	-1.57%	\$0	1,675	(1,675)	#DIV/0!
<b>TOTAL EXPENSES</b>	<b>\$8,050,916</b>	<b>\$7,921,555</b>	<b>\$129,361</b>	<b>-1.61%</b>	<b>\$691,727</b>	<b>\$790,418</b>	<b>(\$98,691)</b>	<b>14.27%</b>
<b>SURPLUS/DEFICIT</b>	<b>\$401,717</b>	<b>\$543,309</b>	<b>\$141,592</b>	<b>35.25%</b>	<b>(\$404,896)</b>	<b>(\$449,678)</b>	<b>(\$44,782)</b>	<b>11.06%</b>
<b>OTHER USES/SOURCES</b>								
Transfers/Advances In	279,051	279,051	0	0.00%	\$0	39,869	39,869	-
Transfers/Advances Out	291,995	292,995	1,000	0.34%	\$291,995	292,995	1,000	0.34%
All Other Financing Sources/(Uses)	33,356	72,225	38,869	116.53%	\$0	0	\$0	-
<b>NET SOURCES/USES</b>	<b>20,412</b>	<b>58,281</b>	<b>37,869</b>	<b>185.52%</b>	<b>(\$291,995)</b>	<b>(253,126)</b>	<b>40,869</b>	<b>-13.31%</b>
<b>BEGINNING CASH</b>	<b>\$5,988,692</b>	<b>\$5,988,692</b>	<b>\$0</b>	<b>0.00%</b>	<b>\$7,107,712</b>	<b>\$7,293,086</b>	<b>\$185,374</b>	<b>2.61%</b>
<b>ENDING CASH</b>	<b>\$6,410,821</b>	<b>\$6,590,282</b>	<b>\$179,461</b>	<b>2.80%</b>	<b>\$6,410,821</b>	<b>\$6,590,282</b>	<b>\$179,461</b>	<b>2.80%</b>
<b>ENCUMBRANCES</b>	<b>\$112,410</b>	<b>\$111,436</b>	<b>(\$974)</b>	<b>-0.87%</b>	<b>\$112,410</b>	<b>\$111,436</b>	<b>(\$974)</b>	<b>-0.87%</b>
<b>UNENCUMBERED CASH</b>	<b>\$6,298,411</b>	<b>\$6,478,846</b>	<b>\$180,435</b>	<b>2.86%</b>	<b>\$6,298,411</b>	<b>\$6,478,846</b>	<b>\$180,435</b>	<b>2.86%</b>

**HISTORICAL COMPARISON BY OBJECT  
SOUTHEASTERN LOCAL SCHOOLS**

	<b>FY 13</b> 7/12-06/13	<b>FY 14</b> 7/13-06/14	<b>% of</b> <b>Change</b>	<b>FY 15</b> 7/14-06/15	<b>% of</b> <b>Change</b>	<b>FY 16</b> 7/15-05/16	<b>% of</b> <b>Change</b>
<b>REVENUE</b>							
General Property (Real Estate)	\$2,078,765	\$2,238,236	7.67%	\$2,409,030	7.63%	\$2,457,444	2.01%
Tangible Personal Property	156,524	257,216	64.33%	221,656	-13.82%	229,709	3.63%
Income Tax	962,154	984,692	2.34%	1,015,208	3.10%	980,955	-3.37%
Unrestricted Grants-in-Aid	3,052,012	3,092,228	1.32%	3,016,219	-2.46%	3,818,340	26.59%
Restricted Grants-in-Aid	57,830	61,655	6.61%	164,621	167.00%	61,328	-62.75%
Restricted Grants-in-Aid - SFSF	0	0	-	0	-	0	-
Property Tax Allocation	333,122	352,930	5.95%	378,588	7.27%	372,158	-1.70%
All Other Operating Revenue	516,424	588,623	13.98%	557,382	-5.31%	544,930	-2.23%
<b>TOTAL REVENUE</b>	<b>\$7,156,831</b>	<b>\$7,575,580</b>	<b>5.85%</b>	<b>\$7,762,704</b>	<b>2.47%</b>	<b>\$8,464,864</b>	<b>9.05%</b>
<b>EXPENDITURES</b>							
Salaries & Wages	4,227,629	4,186,715	-0.97%	4,273,109	2.06%	4,568,883	6.92%
Benefits	1,408,333	1,488,096	5.66%	1,552,097	4.30%	1,618,553	4.28%
Services	1,340,997	1,457,908	8.72%	1,207,860	-17.15%	1,333,617	10.41%
Supplies	185,338	198,147	6.91%	193,475	-2.36%	188,510	-2.57%
Equipment	108,221	10,330	-90.45%	5,051	-51.10%	91,172	1705.03%
Debt	0	0	-	0	-	0	-
Other	128,830	104,899	-18.58%	119,171	13.61%	120,820	1.38%
<b>TOTAL EXPENDITURES</b>	<b>\$7,399,348</b>	<b>\$7,446,095</b>	<b>0.63%</b>	<b>\$7,350,763</b>	<b>-1.28%</b>	<b>\$7,921,555</b>	<b>7.77%</b>
<b>SURPLUS/DEFICIT</b>	<b>(242,517)</b>	<b>129,485</b>	<b>-153.39%</b>	<b>411,941</b>	<b>218.14%</b>	<b>543,309</b>	<b>31.89%</b>
<b>OTHER SOURCES/USES</b>							
Advances/Transfers In	180,263	215,947	19.80%	242,939	12.50%	279,051	14.86%
Advances/Transfers Out	215,947	242,939	12.50%	279,051	14.86%	293,995	5.36%
All Other Financing Sources	5,000	47,466	849.32%	96,585	103.48%	73,225	-24.19%
Debt Service	0	0	-	0	-	0	-
<b>NET SOURCES/USES</b>	<b>(30,684)</b>	<b>20,474</b>	<b>-166.73%</b>	<b>60,473</b>	<b>195.36%</b>	<b>58,281</b>	<b>-3.62%</b>
<b>BEGINNING CASH</b>	<b>\$5,639,518</b>	<b>\$5,366,319</b>	<b>-4.84%</b>	<b>\$5,516,278</b>	<b>2.79%</b>	<b>\$5,988,692</b>	<b>8.56%</b>
<b>ENDING CASH</b>	<b>\$5,366,317</b>	<b>\$5,516,278</b>	<b>2.79%</b>	<b>\$5,988,692</b>	<b>8.56%</b>	<b>\$6,590,282</b>	<b>10.05%</b>
<b>ENCUMBRANCES</b>	<b>54,165</b>	<b>64,753</b>	<b>19.55%</b>	<b>\$55,928</b>	<b>-13.63%</b>	<b>\$111,436</b>	<b>99.25%</b>
<b>UNENCUMBERED CASH</b>	<b>\$5,312,152</b>	<b>\$5,451,525</b>	<b>2.62%</b>	<b>\$5,932,764</b>	<b>8.83%</b>	<b>\$6,478,846</b>	<b>9.20%</b>
<b>% of Salaries to Revenue</b>	<b>59.07%</b>	<b>55.27%</b>		<b>55.05%</b>		<b>53.97%</b>	
<b>% of Benefits to Revenue</b>	<b>19.68%</b>	<b>19.64%</b>		<b>19.99%</b>		<b>19.12%</b>	
<b>Total to Revenue</b>	<b>78.75%</b>	<b>74.91%</b>		<b>75.04%</b>		<b>73.10%</b>	
<b>Days of Operating Cash</b>	<b>262.04</b>	<b>267.23</b>		<b>294.59</b>		<b>299.34</b>	

Southeastern Local Schools  
Clark County, Ohio

General Fund Financial History/Projection

6/30/2016

Percent of Fiscal Year Complete

100.00%

	2015-16 Projection	2015-16 FYTD Actual	FYTD %
<b>REVENUE</b>			
General Property (Real Estate)	\$2,457,445.00	\$2,457,444.00	100.00%
Tangible Personal Property	\$222,260.00	\$229,709.00	103.35%
Income Tax	\$980,995.00	\$980,955.00	100.00%
Unrestricted Grants-in-Aid	\$3,823,308.00	\$3,818,340.00	99.87%
Restricted Grants-in-Aid	\$54,790.00	\$61,328.00	111.93%
Restricted Grants-in-Aid - SFSF	\$0.00	\$0.00	#DIV/0!
Property Tax Allocation	\$371,879.00	\$372,158.00	100.08%
All Other Operating Revenue	\$541,956.00	\$544,930.00	100.55%
TOTAL	\$8,452,633.00	\$8,464,864.00	100.14%
<b>EXPENDITURES</b>			
Salaries & Wages	\$4,570,654.00	\$4,568,883.00	99.96%
Benefits	\$1,627,159.00	\$1,618,553.00	99.47%
Services	\$1,433,540.00	\$1,333,617.00	93.03%
Supplies	\$218,266.00	\$188,510.00	86.37%
Equipment	\$78,551.00	\$91,172.00	116.07%
Debt	\$0.00	\$0.00	#DIV/0!
Other	\$122,746.00	\$120,820.00	98.43%
TOTAL	\$8,050,916.00	\$7,921,555.00	98.39%
<b>SURPLUS/(DEFICIT)</b>	<b>\$401,717.00</b>	<b>\$543,309.00</b>	

**Southeastern Local Schools  
Explanation of Checks Over \$5,000**

06/01/2016 - 06/30/2016

Check #	Vendor Name	Amount	Explanation
063020	AVI Food Systems	\$14,656.17	Food and services for lunchroom
063025	Greenon Local School District	\$6,308.75	1/4 payment for Psych/Special Ed
063062	AVI Food Systems	\$10,163.62	Food and services for lunchroom
063063	Clark County ESC	\$136,236.56	Last payment for FY16 Special Ed services
063091	Paxton/Patterson	\$5,326.60	PLTW Equipment purchase
992384	Payroll	\$206,279.92	Payroll for June 3, 2016
992391	Security National Bank	\$6,205.52	BWC Charges
992394	Payroll	\$243,443.25	Payroll for June 20, 2016
992395	Foundation	\$118,416.52	County Board, STRS/SERS, Community Schools, Open Enrollment, ect...
992400	UHC	\$78,498.86	July Health Insurance Payment

-- Options Summary --

Output file SM2M.TXT  
Print options page? (Y,N) Y  
Report heading SM2 June 30, 2016  
Fiscal Year 2016  
Beginning Month: 06  
Ending Month: 06

BAT\_SM2M executed by SE\_BMCKEE on node MVECA0:: at 5-JUL-2016 17:16:54.28

DATE: 07/05/2016  
 TIME: 17:16:54

FORM SM-2  
 OHIO DEPARTMENT OF EDUCATION - OFFICE OF SCHOOL MANAGEMENT ASSISTANCE  
 ANNUAL SPENDING PLAN (CURRENT OPERATION - GENERAL FUND ONLY - O.R.C. 5705.391)

PAGE: 1

SCHOOL DISTRICT: SOUTHEASTERN LOCAL SCHOOL

IRN # 046276 COUNTY: CLARK  
 SM2 June 30, 2016

FISCAL YEAR: 2016 MONTH: 06

	MONTHLY ESTIMATE	MONTHLY ACTUAL	MONTHLY DIFFERENCE	FISCAL YTD ESTIMATE	FISCAL YTD ACTUAL	FISCAL YTD DIFFERENCE
<b>REVENUES</b>						
01.010 General Property (Real Estate)	0	0	0	0	2,457,444	2,457,444
01.020 Tangible Personal Property Tax	0	0	0	0	229,709	229,709
01.030 Income Tax	0	0	0	0	980,955	980,955
01.035 Unrestricted Grants-in-Aid	0	295,966	295,966	0	3,818,340	3,818,340
01.040 Restricted Grants-in-Aid	0	9,051	9,051	0	61,328	61,328
01.045 Restricted Grants-in-Aid - SFSF	0	0	0	0	0	0
01.050 Property Tax Allocation	0	0	0	0	372,158	372,158
01.060 All Other Operating Revenue	0	35,723	35,723	0	544,930	544,930
01.070 Total Revenue	0	340,740	340,740	0	8,464,864	8,464,864
<b>OTHER FINANCING SOURCES</b>						
02.010 Proceeds from Sale of Notes	0	0	0	0	0	0
02.020 State Emergency Loans & Advancements (Approved)	0	0	0	0	0	0
02.040 Operating Transfers-In	0	0	0	0	0	0
02.050 Advances-In	0	0	0	0	279,051	279,051
02.060 All Other Financing Sources	0	39,869	39,869	0	73,225	73,225
02.070 Total Other Financing Sources	0	39,869	39,869	0	352,276	352,276
02.080 Total Revenues and Other Financing Sources	0	380,609	380,609	0	8,817,140	8,817,140
<b>EXPENDITURES</b>						
03.010 Personal Services	0	428,252	428,252	0	4,568,883	4,568,883
03.020 Employees' Retirement/Insurance Benefits	0	132,192	132,192	0	1,618,553	1,618,553
03.030 Purchased Services	0	218,187	218,187	0	1,333,617	1,333,617
03.040 Supplies and Materials	0	2,974	2,974	0	188,510	188,510
03.050 Capital Outlay	0	7,138	7,138	0	91,172	91,172
03.060 Intergovernmental	0	0	0	0	0	0
04.010 Debt Service: All Principal (Historical)	0	0	0	0	0	0
04.020 Debt Service: Principal - Notes	0	0	0	0	0	0
04.030 Debt Service: Principal - State Loans	0	0	0	0	0	0
04.040 Debt Service: Principal - State Advancements	0	0	0	0	0	0
04.050 Debt Service: Principal - HB 264 Loans	0	0	0	0	0	0
04.055 Debt Service: Principal - Other	0	0	0	0	0	0
04.060 Debt Service: Interest and Fiscal Charges	0	0	0	0	0	0
04.300 Other Objects	0	1,675	1,675	0	120,820	120,820
04.500 Total Expenditures	0	790,418	790,418	0	7,921,555	7,921,555
<b>OTHER FINANCING USES</b>						
05.010 Operating Transfers - Out	0	1,000	1,000	0	2,000	2,000
05.020 Advances - Out	0	291,995	291,995	0	291,995	291,995
05.030 All Other Financing Uses	0	0	0	0	0	0
05.040 Total Other Financing Uses	0	292,995	292,995	0	293,995	293,995
05.050 Total Expenditure and Other Financing Uses	0	1,083,413	1,083,413	0	8,215,550	8,215,550
06.010 Excess Rev & Oth Financing Sources over(under) Exp &	0	702,804-	702,804-	0	601,590	601,590
07.010 Beginning Cash Balance	0	7,293,086	7,293,086	0	5,988,692	5,988,692
07.020 Ending Cash Balance	0	6,590,282	6,590,282	0	6,590,282	6,590,282
08.010 Outstanding Encumbrances	0	111,436	111,436	0	111,436	111,436

DATE: 07/05/2016  
TIME: 16:19

Southeastern Local School District  
FEDERAL ASSISTANCE PROGRAMS - SUMMARY

PAGE: 1  
(USAEMSED)

- 1. Entity Name : SOUTHEASTERN LOCAL SCHOOL
- 2. County : CLARK
- 3. Fiscal Year End : 2016
- 4. Total Federal Expenditures  
This Fiscal Period: Under \$750,000

Comments:



-- Options Summary --

Output file: CHEKPY.TXT  
Print options page? (Y,N) Y  
Sort options: C  
Check types to select. (D,I,M,P,R,T,W): W,P,R,M  
Print vendor from PO or check. (P,C): P  
Date Selection From: 06/01/2016  
To: 06/30/2016  
Summary or Detail report? (S,D) S  
Single or Double space summary report? (S,D) S  
Include or Exclude the following vendors?(I,E) I

BAT\_CHEKPY executed by SE\_BMCKEE on node MVECA0:: at 5-JUL-2016 16:33:26.54

SOUTHEASTERN LOCAL SCHOOL  
 SORT BY CHECK NUMBER  
 CHECK DATES BETWEEN 06/01/2016 AND 06/30/2016  
 WARRANT, REFUND, MEMO, PAYROLL CHECKS

CHECK	TYPE	DATE	VENDOR	VENDOR	STATUS/DATE	BANK CODE	CHECK AMOUNT
062996	W	06/03/2016	American Fidelity Administrive Services, LLC	034825	RECONCILED:06/30/2016		80.25
062997	W	06/03/2016	AP Exams AP Program	033249	RECONCILED:06/30/2016	1	75.00
062998	W	06/03/2016	Ashley Slone	033776	RECONCILED:06/30/2016		30.63
062999	W	06/03/2016	COMMUNITY HOSPITAL CENTER FOR OCCUPATIONAL HEALTH	002395	RECONCILED:06/30/2016		74.00
063000	W	06/03/2016	COUNTRY MINI MART	030851	RECONCILED:06/30/2016		303.61
063001	W	06/03/2016	Guardian	033892	RECONCILED:06/30/2016		120.00
063002	W	06/03/2016	H. W. MANN & SONS	007650	RECONCILED:06/30/2016		344.00
063003	W	06/03/2016	In A Pinch	034671	RECONCILED:06/30/2016	1	380.00
063004	W	06/03/2016	KAREN WYATT	031564		1	8.92
063005	W	06/03/2016	KATHY MERCER	005620			149.00
063006	W	06/03/2016	LOWE'S LUMBER	007430	RECONCILED:06/30/2016		204.48
063007	W	06/03/2016	Dollar General Corporation Attn: Charged Sales Dept.	033584	RECONCILED:06/30/2016		49.20
063008	W	06/03/2016	Nancy Holt	034684	RECONCILED:06/30/2016		1,000.00
063009	W	06/03/2016	NATIONAL FFA ORGANIZATION	008762	RECONCILED:06/30/2016		50.00
063010	W	06/03/2016	NEOLA, Inc.	032628	RECONCILED:06/30/2016		1,126.44
063011	W	06/03/2016	Nick Banion	034670	RECONCILED:06/30/2016		112.86
063012	W	06/03/2016	SHOEMAKER'S HOME CENTER	011950	RECONCILED:06/30/2016		112.69
063013	W	06/03/2016	STAPLES, INC ATTN:GRANT SMITH #115	031888	RECONCILED:06/30/2016		99.97
063014	W	06/03/2016	TERESA CARTER	004422	RECONCILED:06/30/2016	1	95.68
063015	W	06/03/2016	TERMINIX INTERNATIONAL CO.,THE	000200	RECONCILED:06/30/2016		2,000.00
063016	W	06/03/2016	THYSSENKRUPP ELEVATOR CORP	005544	RECONCILED:06/30/2016		224.58
063017	W	06/03/2016	TIM BELL	030825	RECONCILED:06/30/2016	1	84.00
063018	W	06/03/2016	Dave Yost Auditor of State	032648	RECONCILED:06/30/2016		574.00
063019	W	06/03/2016	WALSWORTH PUBLISHING CO	030081	RECONCILED:06/30/2016		1,025.28
063020	W	06/13/2016	AVI FoodSystems	034778	RECONCILED:06/30/2016	1	14,656.17
063021	W	06/13/2016	Brian Redish	033877	RECONCILED:06/30/2016		60.00
063022	W	06/13/2016	Buckeye Complete	032370	RECONCILED:06/30/2016		910.00
063023	W	06/13/2016	Direct Energy Business Marketing, LLC	034790	RECONCILED:06/30/2016		1,925.23
063024	W	06/13/2016	Furlow's Consulting LLC	034907	RECONCILED:06/30/2016		883.66
063025	W	06/13/2016	Greenon Local School District	034028	RECONCILED:06/30/2016		6,308.75
063026	W	06/13/2016	Habitec Security	032464	RECONCILED:06/30/2016		209.76
063027	W	06/13/2016	Jacob Rosales	034805	RECONCILED:06/30/2016		60.00
063028	W	06/13/2016	JANTON COMPANY	006405	RECONCILED:06/30/2016		913.77
063029	W	06/13/2016	LOWE'S LUMBER	007430	RECONCILED:06/30/2016		92.46
063030	W	06/13/2016	Mandi Wroblewski	034874	RECONCILED:06/30/2016		200.00
063031	W	06/13/2016	Michael Illinik	034906	RECONCILED:06/30/2016	1	90.00
063032	W	06/13/2016	Nancy Holt	034684	RECONCILED:06/30/2016		3,800.00
063033	W	06/13/2016	NATIONAL FFA ORGANIZATION	008762	RECONCILED:06/30/2016		23.00
063034	W	06/13/2016	OAEP Lisa McCullough, Treasurer	032169			125.00
063035	W	06/13/2016	OHIO FFA ASSOCIATION	010152	RECONCILED:06/30/2016		136.00
063036	W	06/13/2016	SHERWIN WILLIAMS	002183	RECONCILED:06/30/2016		98.85
063037	W	06/13/2016	SHOEMAKER'S HOME CENTER	011950	RECONCILED:06/30/2016		137.36
063038	W	06/13/2016	STARR TROPHY AND AWARDS	002199	RECONCILED:06/30/2016	1	152.25
063039	W	06/13/2016	TIM BELL	030825	RECONCILED:06/30/2016	1	137.70

Date: 07/05/2016  
 Time: 4:33 pm

SOUTHEASTERN LOCAL SCHOOL  
 SORT BY CHECK NUMBER  
 CHECK DATES BETWEEN 06/01/2016 AND 06/30/2016  
 WARRANT, REFUND, MEMO, PAYROLL CHECKS

Page: 2  
 (CHEKPY)

CHECK	TYPE	DATE	VENDOR	VENDOR	STATUS/DATE	BANK CODE	CHECK AMOUNT
063040	W	06/13/2016	VECTREN ENERGY DELIVERY	003350	RECONCILED:06/30/2016		130.40
063041	W	06/17/2016	American Fidelity Administrive Services, LLC	034825	RECONCILED:06/30/2016		42.00
063042	W	06/17/2016	AQUA-FALLS GLACIER MOUNTAIN	030172	RECONCILED:06/30/2016		14.85
063043	W	06/17/2016	BSN Sports	034171		1	115.56
063044	W	06/17/2016	CARRIE Henry	031811			51.84
063045	W	06/17/2016	CASEY LEE	032290		1	50.00
063046	W	06/17/2016	Centurylink Business Services	031172	RECONCILED:06/30/2016		11.53
063047	W	06/17/2016	Chris Saunders	033411		1	50.00
063048	W	06/17/2016	CLARK COUNTY EDUCATIONAL SERVICE CENTER	002300	RECONCILED:06/30/2016		1,584.71
063049	W	06/17/2016	DAVID MORROW	008609			1,159.95
063050	W	06/17/2016	DAYTON RELIABLE AIR FILTER SERVICE, INC	010976	RECONCILED:06/30/2016		197.30
063051	W	06/17/2016	John Lemon	032783		1	50.00
063052	W	06/17/2016	John-Marcus Murray	033941			200.00
063053	W	06/17/2016	LOWE'S LUMBER	007430	RECONCILED:06/30/2016		94.05
063054	W	06/17/2016	MACRAY CO INC.	007480	RECONCILED:06/30/2016		24.00
063055	W	06/17/2016	OHIO FFA ASSOCIATION	010152	RECONCILED:06/30/2016		235.00
063056	W	06/17/2016	RICK DELANEY	003402	RECONCILED:06/30/2016	1	50.00
063057	W	06/17/2016	SEARS,ROEBUCK AND CO. Do not use	011741			152.95
063058	W	06/17/2016	Special T Shop	033165			150.00
063059	W	06/17/2016	Valley Janitor Supply Co.	034494	RECONCILED:06/30/2016		55.98
063060	W	06/17/2016	Wendy Delong	033871			135.00
063061	W	06/17/2016	WILSON PRINTING AND GRAPHICS	031158	RECONCILED:06/30/2016		207.19
063062	W	06/24/2016	AVI FoodSystems	034778		1	10,163.62
063063	W	06/24/2016	CLARK COUNTY EDUCATIONAL SERVICE CENTER	002300	RECONCILED:06/30/2016		136,236.56
063064	W	06/24/2016	De Lage Landen	034335			1,688.00
063065	W	06/24/2016	Direct Energy Business Marketing, LLC	034790			231.34
063066	W	06/24/2016	District 9 Coaches Association	034545		1	120.00
063067	W	06/24/2016	Ennis Britton Co., LPA	034718			256.25
063068	W	06/24/2016	Gary Sollars	036465			500.00
063069	W	06/24/2016	Hunter Consulting Company	034172			425.00
063070	W	06/24/2016	Jenks & Associates,Inc.	034366			540.00
063071	W	06/24/2016	Katlyn Pollock	034791		1	97.81
063072	W	06/24/2016	Megacity Fire Protection	034142			800.70
063073	W	06/24/2016	Ohio Christian University	034916			500.00
063074	W	06/24/2016	Office of Financial Aid PAXTON/PATTERSON Attn: Kathy Manders	010367			613.65
063075	W	06/24/2016	Robert Vaughn	034479			1,000.00
063076	W	06/24/2016	SPRINGFIELD CITY SCHOOLS	012622			467.20
063077	W	06/24/2016	Steve & Mendy Williams	034921			750.00
063078	W	06/24/2016	Strategic Management Solutions	032461			899.26
063079	W	06/24/2016	Tony Entler	034529			65.00
063080	W	06/24/2016	WRIGHT STATE UNIVERSITY Office of Admissions	014673			500.00
063081	W	06/29/2016	AMERITECH	010200			52.19

Date: 07/05/2016  
 Time: 4:33 pm

SOUTHEASTERN LOCAL SCHOOL  
 SORT BY CHECK NUMBER  
 CHECK DATES BETWEEN 06/01/2016 AND 06/30/2016  
 WARRANT, REFUND, MEMO, PAYROLL CHECKS

Page: 3  
 (CHEKPY)

CHECK	TYPE	DATE	VENDOR	VENDOR	STATUS/DATE	BANK CODE	CHECK AMOUNT
063082	W	06/29/2016	BUCKEYE ALL GASES	010097			18.14
063083	W	06/29/2016	CATHY HOLFINGER	030793	RECONCILED:06/30/2016		59.94
063084	W	06/29/2016	DARRICK RIGGS	032170			151.74
063085	W	06/29/2016	GovConnection	033991			500.40
063086	W	06/29/2016	Greg Bonifay	033964		1	219.66
063087	W	06/29/2016	LINDA CHENEY	002203			132.52
063088	W	06/29/2016	MONTGOMERY CO EDUCATIONAL SERVICE CENTER	008600			2,038.54
063089	W	06/29/2016	Dollar General Corporation Attn: Charged Sales Dept.	033584			52.50
063090	W	06/29/2016	OHSAA Attn: Comptroller, Mr. Todd B	032261		1	30.00
063091	W	06/29/2016	PAXTON/PATTERSON Attn: Kathy Manders	010367			5,326.60
063092	W	06/29/2016	SHOEMAKER'S GROCERY	011900			49.67
063093	W	06/29/2016	SHOEMAKER'S HOME CENTER	011950			46.89
063094	W	06/29/2016	Susie Ruby	033418		1	228.98
063095	W	06/29/2016	TruGreen Commercial Dayton North Branch	034830		1	228.00
992384	C	06/03/2016	PAYROLL	900005	RECONCILED:06/30/2016	(Multi-bank check)	206,279.92
992387	M	06/03/2016	RETIREMENT STRS	900001			1,448.22
992388	M	06/03/2016	CORRECTING ENTRY	900038			0.00
992389	M	06/01/2016	SOUTHEASTERN BAND	900031			25.00
992390	M	06/01/2016	SOUTHEASTERN LOCAL SCHOOLS	910001			25.00
992391	M	06/01/2016	SECURITY NATIONAL BANK	900042			6,205.52
992392	M	06/03/2016	PAYROLL	900005		(Multi-bank check)	2,703.82
992393	M	06/03/2016	PAYROLL	900005		(Multi-bank check)	2,062.92
992394	C	06/20/2016	PAYROLL	900005	RECONCILED:06/30/2016	(Multi-bank check)	243,443.25
992395	M	06/17/2016	FOUNDATION	900014		(Multi-bank check)	118,416.52
992396	M	06/20/2016	PAYROLL	900005		(Multi-bank check)	3,148.65
992397	M	06/20/2016	PAYROLL	900005		(Multi-bank check)	2,434.53
992398	M	06/20/2016	RETIREMENT STRS	900001			1,470.97
992399	M	06/20/2016	RETIREMENT SERS	900002			558.94
992400	M	06/20/2016	EPC-Self-Funded Medical Plan	900052		(Multi-bank check)	78,498.86
992401	M	06/20/2016	EPC Dental/Vision Benefit Plan Dental Plan	900053		(Multi-bank check)	4,623.51
992402	M	06/20/2016	EPC-Dental/Vision Benefit Plan Vision Plan	900054		(Multi-bank check)	1,291.80
992403	M	06/20/2016	Sun Life Assurance Company of Canada	900055		(Multi-bank check)	347.25
992404	M	06/20/2016	CORRECTING ENTRY	900038			0.00
992405	C	06/19/2016	PAYROLL	900005	RECONCILED:06/30/2016		2,833.00
992407	M	06/19/2016	PAYROLL	900005			41.08
992408	M	06/27/2016	RingCentral, Inc.	900082			372.48
992409	M	06/29/2016	SECURITY NATIONAL BANK	900042			148.50
992410	M	06/30/2016	SECURITY NATIONAL BANK	900042			100.00
V VOIDED CHECKS			0	CHECK TOTALS	0.00		
R RECONCILED CHECKS			58	CHECK TOTALS	630,461.31		
W WARRANT CHECKS			100	CHECK TOTALS	208,997.02		
M MEMO CHECKS			21	CHECK TOTALS	223,923.57		

Date: 07/05/2016  
Time: 4:33 pm

SOUTHEASTERN LOCAL SCHOOL  
SORT BY CHECK NUMBER  
CHECK DATES BETWEEN 06/01/2016 AND 06/30/2016  
WARRANT, REFUND, MEMO, PAYROLL CHECKS

Page: 4  
(CHEKPY)

CHECK	TYPE	DATE	VENDOR	VENDOR	STATUS/DATE	BANK CODE	CHECK AMOUNT
B	REFUND CHECKS		0	CHECK TOTALS			0.00
I	INVESTMENT CHECKS		0	CHECK TOTALS			0.00
T	TRANSFER CHECKS		0	CHECK TOTALS			0.00
D	DISTRIBUTION CHECKS		0	CHECK TOTALS			0.00
C	PAYROLL CHECKS		3	CHECK TOTALS			452,556.17
	MISSING CHECKS		0				
**	TOTAL CHECKS (LESS VOIDED)		124	** TOTAL NET			885,476.76
***	TOTAL CHECKS WRITTEN		124	*** GRAND TOTALS			885,476.76