

SOUTHEASTERN LOCAL SCHOOL DISTRICT

FINANCIAL REPORT

07/31/2020



Southeastern Local Schools
Clark County, Ohio

General Fund Financial History/Projection

7/31/2020

Percent of Fiscal Year Complete

8.33%

	2020-21 <u>Projection</u>	2020-21 <u>FYTD Actual</u>	<u>FYTD %</u>
REVENUE			
General Property (Real Estate)	\$2,603,165.49	\$530,600.00	20.38%
Tangible Personal Property	\$371,098.32	\$0.00	0.00%
Income Tax	\$1,031,690.63	\$288,114.41	27.93%
Unrestricted Grants-in-Aid	\$3,895,384.54	\$321,109.20	8.24%
Restricted Grants-in-Aid	\$50,883.07	\$4,240.20	8.33%
Restricted Grants-in-Aid - SFSF	\$0.00	\$0.00	#DIV/0!
Property Tax Allocation	\$479,618.03	\$0.00	0.00%
All Other Operating Revenue	\$846,223.05	\$55,307.05	6.54%
TOTAL	\$9,278,063.13	\$1,199,370.86	12.93%
EXPENDITURES			
Salaries & Wages	\$5,799,751.28	\$458,066.08	7.90%
Benefits	\$2,107,175.58	\$165,573.35	7.86%
Services	\$1,748,313.00	\$94,027.57	5.38%
Supplies	\$216,956.08	\$2,763.41	1.27%
Equipment	\$54,689.34	\$684.00	1.25%
Debt	\$0.00	\$0.00	#DIV/0!
Other	\$181,557.46	\$16,336.66	9.00%
TOTAL	\$10,108,442.74	\$737,451.07	7.30%
SURPLUS/(DEFICIT)	(\$830,379.61)	\$461,919.79	

**HISTORICAL COMPARISON BY OBJECT
SOUTHEASTERN LOCAL SCHOOLS**

	FY 18 7/17-07/17	FY 19 7/18-07/18	% of Change	FY 20 07/19-07/19	% of Change	FY 21 07/20-06/21	% of Change
REVENUE							
General Property (Real Estate)	\$546,200	\$663,400	21.46%	\$623,600	-6.00%	\$530,600	-14.91%
Tangible Personal Property	0	0	-	378,862	-	0	-100.00%
Income Tax	342,461	373,579	9.09%	335,473	-10.20%	288,114	-14.12%
Unrestricted Grants-in-Aid	326,691	342,289	4.77%	4,236	-98.76%	321,109	7480.48%
Restricted Grants-in-Aid	5,547	5,518	-0.52%	0	-100.00%	4,240	-
Restricted Grants-in-Aid - SFSF	0	0	-	0	-	0	-
Property Tax Allocation	0	0	-	0	-	0	-
All Other Operating Revenue	90,050	42,120	-53.23%	53,917	28.01%	55,307	2.58%
TOTAL REVENUE	\$1,310,949	\$1,426,906	8.85%	\$1,396,088	-2.16%	\$1,199,371	-14.09%
EXPENDITURES							
Salaries & Wages	388,885	426,398	9.65%	443,941	4.11%	458,066	3.18%
Benefits	136,779	141,849	3.71%	144,429	1.82%	165,573	14.64%
Services	109,685	111,553	1.70%	83,618	-25.04%	94,028	12.45%
Supplies	6,831	11,260	64.84%	18,759	66.60%	2,763	-85.27%
Equipment	19,104	56,117	193.74%	2,739	-95.12%	684	-75.03%
Debt	0	0	-	0	-	0	-
Other	17,375	21,136	21.65%	22,102	4.57%	16,337	-26.09%
TOTAL EXPENDITURES	\$678,659	\$768,313	13.21%	\$715,588	-6.86%	\$737,451	3.06%
SURPLUS/DEFICIT	632,290	658,593	4.16%	680,500	3.33%	461,920	-32.12%
OTHER SOURCES/USES							
Advances/Transfers In	388,797	399,536	2.76%	49,616	-87.58%	241,548	386.83%
Advances/Transfers Out	0	0	-	0	-	0	-
All Other Financing Sources	23,810	0	-100.00%	0	-	9,493	-
Debt Service	0	0	-	0	-	0	-
NET SOURCES/USES	412,607	399,536	-3.17%	49,616	-87.58%	0	-100.00%
BEGINNING CASH	\$6,701,477	\$6,792,753	10.05%	\$6,224,993	1.69%	\$5,311,111	1.36%
ENDING CASH	\$7,746,374	\$7,850,882	11.79%	\$6,955,109	0.80%	\$6,024,071	1.39%
ENCUMBRANCES	\$529,640	\$635,936	56.24%	\$439,756	-57.27%	\$528,992	49.32%
UNENCUMBERED CASH	\$7,216,734	\$7,214,946	7.61%	\$6,515,353	8.73%	\$5,244,038	-1.19%
% of Salaries to Revenue	29.66%	29.88%		31.80%		38.19%	
% of Benefits to Revenue	10.43%	9.94%		10.35%		13.81%	
Total to Revenue	40.10%	39.82%		42.14%		52.00%	
Days of Operating Cash	329.65	291.11		282.25		220.44	

**MONTHLY BUDGET VARIANCE
SOUTHEASTERN LOCAL SCHOOLS**

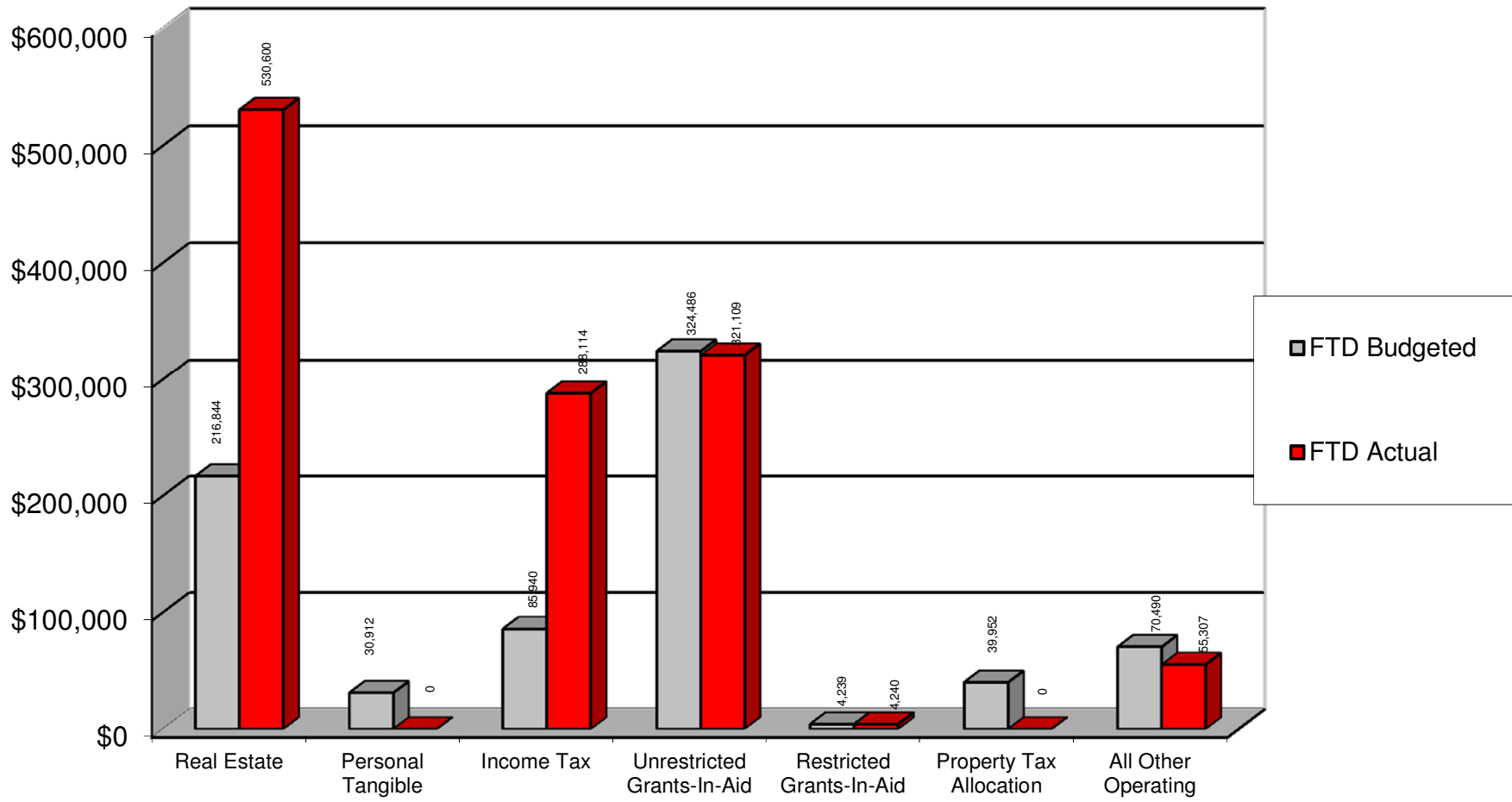
	FTD Budgeted	FTD Actual	Variance	Percentage Variance	MTD Budgeted	MTD Actual	Variance	Percentage Variance
REVENUE								
General Property (Real Estate)	\$216,844	\$530,600	\$313,756	144.69%	\$0	\$530,600	\$530,600	-
Tangible Personal Property	30,912	0	(30,912)	-	\$30,925	0	(30,925)	-100.00%
Income Tax	85,940	288,114	202,175	235.25%	\$85,974	288,114	202,140	235.12%
Unrestricted Grants-In-Aid	324,486	321,109	(3,376)	-1.04%	\$324,615	321,109	(3,506)	-1.08%
Restricted Grants-In-Aid	4,239	4,240	2	0.04%	\$4,240	4,240	(0)	0.00%
Restricted Grants-In-Aid - SFSF	0	0	0	-	\$0	0	0	-
Property Tax Allocation	39,952	0	(39,952)	-100.00%	\$39,968	0	(39,968)	-100.00%
All Other Operating Revenue	70,490	55,307	(15,183)	-21.54%	70,519	55,307	(15,212)	-21.57%
TOTAL REVENUE	\$772,863	\$1,199,371	\$426,508	55.19%	\$556,241	\$1,199,371	\$643,129	115.62%
EXPENDITURES								
Salaries & Wages	\$483,119	\$458,066	\$25,053	-5.19%	\$483,313	\$458,066	\$25,247	-5.22%
Benefits	\$175,528	\$165,573	9,954	-5.67%	175,598	\$165,573	10,025	-5.71%
Services	\$145,634	\$94,028	51,607	-35.44%	145,693	\$94,028	\$51,665	-35.46%
Supplies	\$18,072	\$2,763	15,309	-84.71%	18,080	\$2,763	15,316	-84.72%
Equipment	\$4,556	\$684	3,872	-84.99%	4,557	\$684	\$3,873	-84.99%
Debt	\$0	\$0	0	-	0	\$0	0	-
Other	\$15,124	\$16,337	(1,213)	8.02%	15,130	\$16,337	(1,207)	7.98%
TOTAL EXPENSES	\$842,033	\$737,451	\$104,582	-12.42%	\$842,370	\$737,451	\$104,919	-12.46%
SURPLUS/DEFICIT	(\$69,171)	\$461,920	\$531,090	-767.80%	(\$286,129)	\$461,920	\$748,049	-261.44%
OTHER USES/SOURCES								
Transfers/Advances In	49,616	241,548	191,932	386.83%	0	241,548	241,548	-
Transfers/Advances Out	0	0	0	-	0	0	0	-
All Other Financing Sources/(Uses)	0	9,493	9,493	-	664	9,493	\$16,554	1329.69%
NET SOURCES/USES	49,616	251,041	201,425	405.97%	664	251,041	258,102	37707.37%

Southeastern Local Schools
Explanation of Checks Over \$5,000

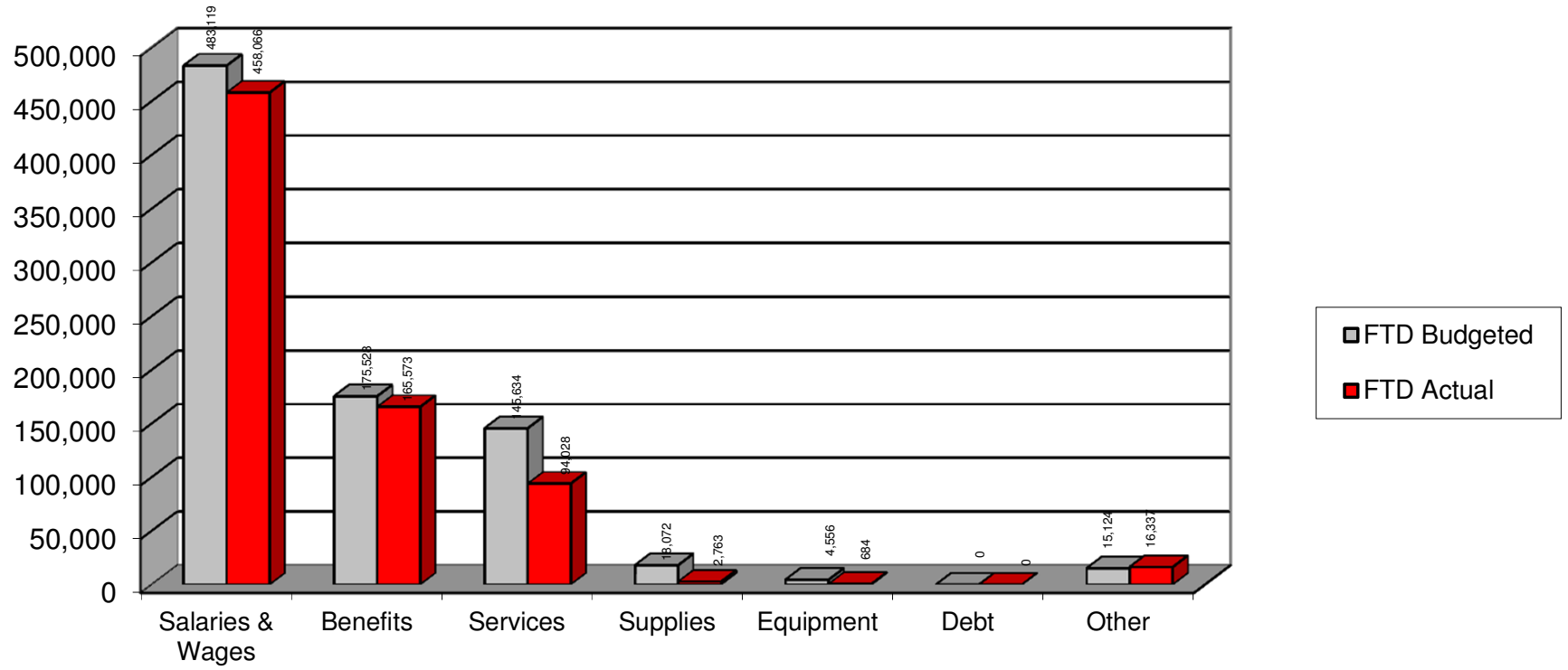
07/01/2020-07/31/2020

Check #	Vendor Name	Amount	Explanation
99747	Southwest Ohio EPC	\$37,524.65	Liability Insurance
99750	Resilite Sports Products	\$7,250.50	Wrestling Room Wall Matts
99758	W.A. Stevens	\$6,137.00	Remove and Replace Concrete Steps at HS
99773	Kapp Construction	\$18,267.65	Draw #12
99774	Walter Haverfield LLP	\$6,353.76	May and June Invoices
997520	Foundation	\$70,908.00	Foundation Retirement (SERS and STRS)
997521	Foundation	\$45,127.18	County Board, Community Schools, Open Enrollment, ect
997524	Payroll	\$6,508.17	Board Portion Medicare
997525	EPC-Self Funded Medical Plan	\$87,759.17	Board Share Health Insurance

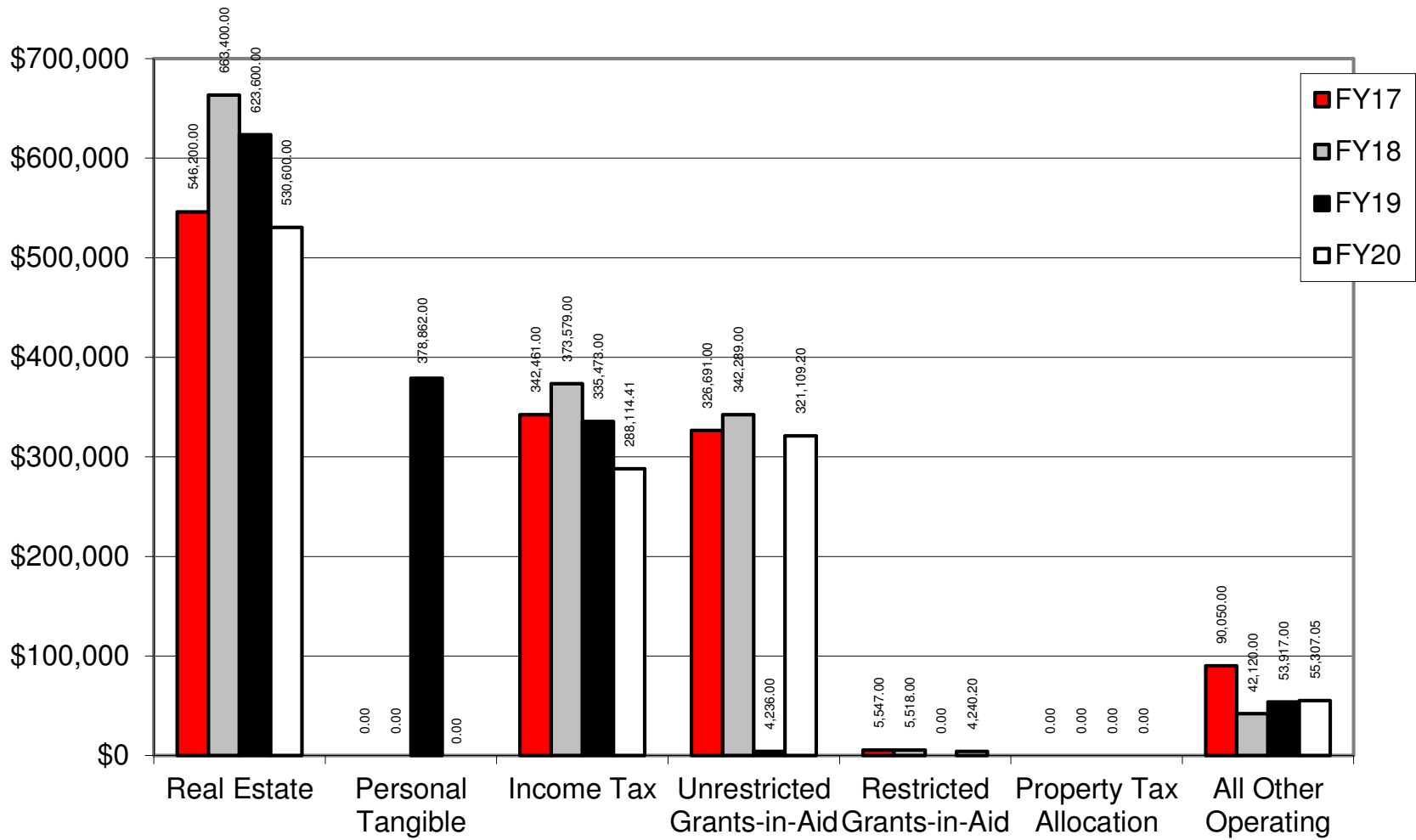
FTD BUDGETED vs. FTD ACTUAL



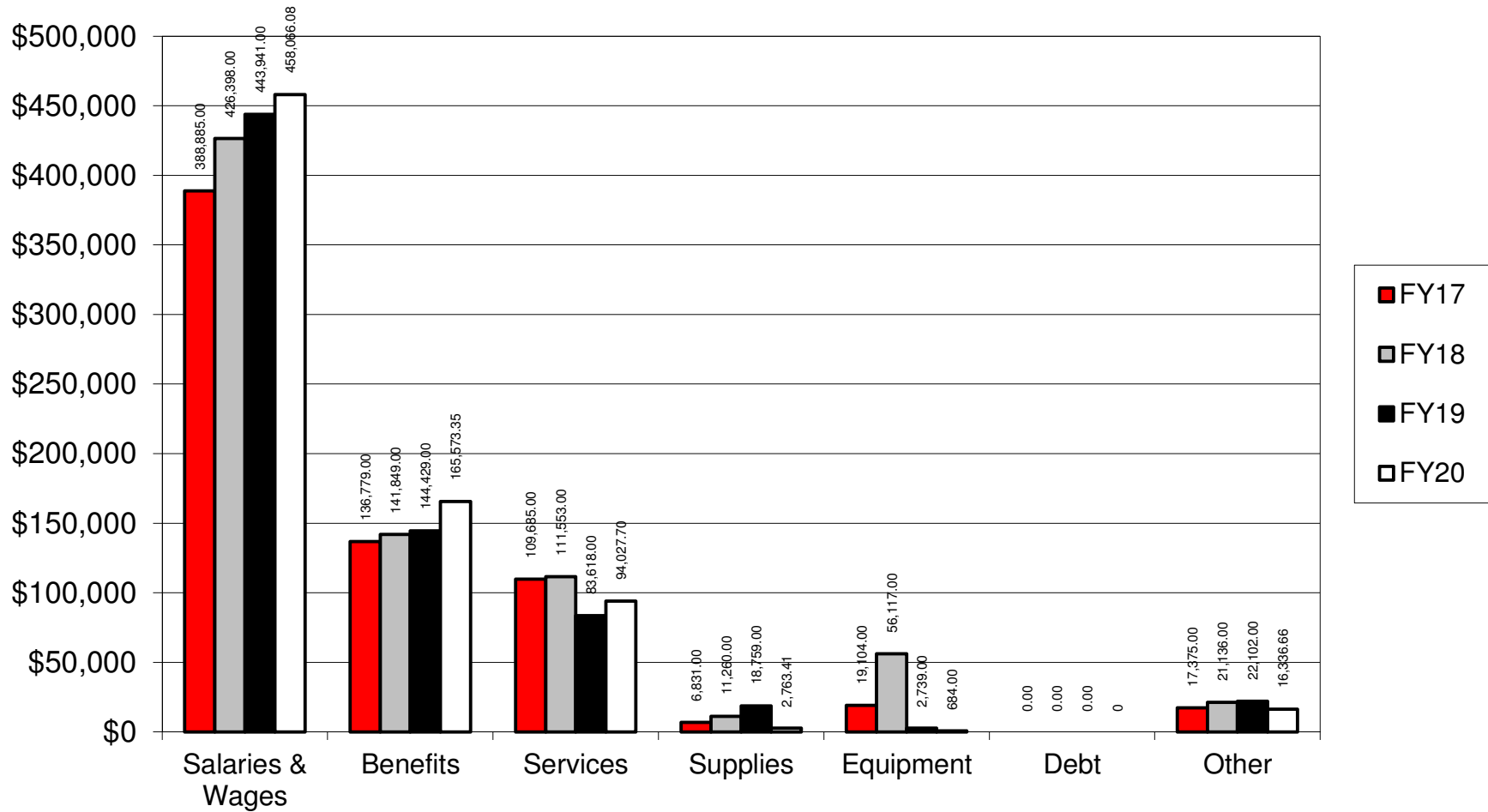
FTD BUDGETED vs. FTD ACTUAL



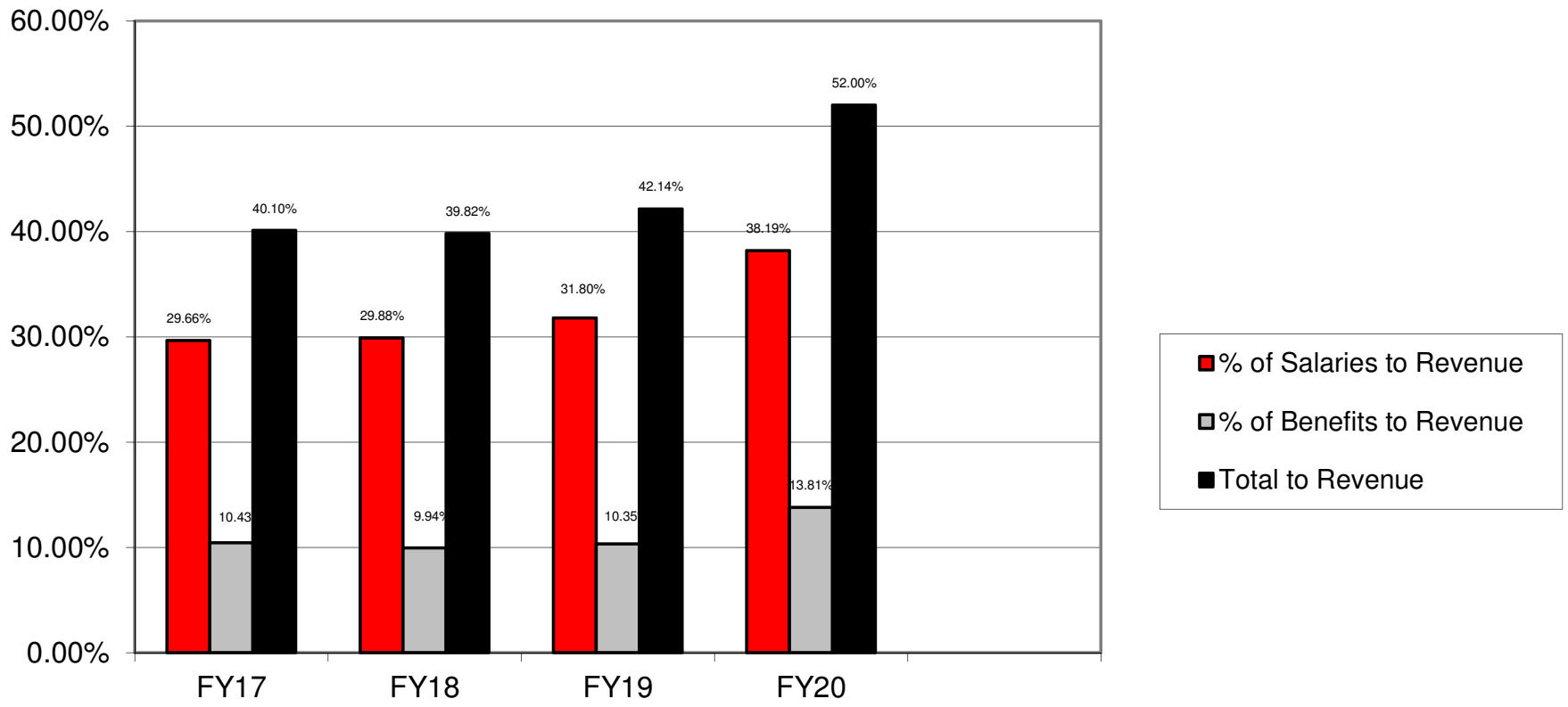
HISTORICAL REVENUE



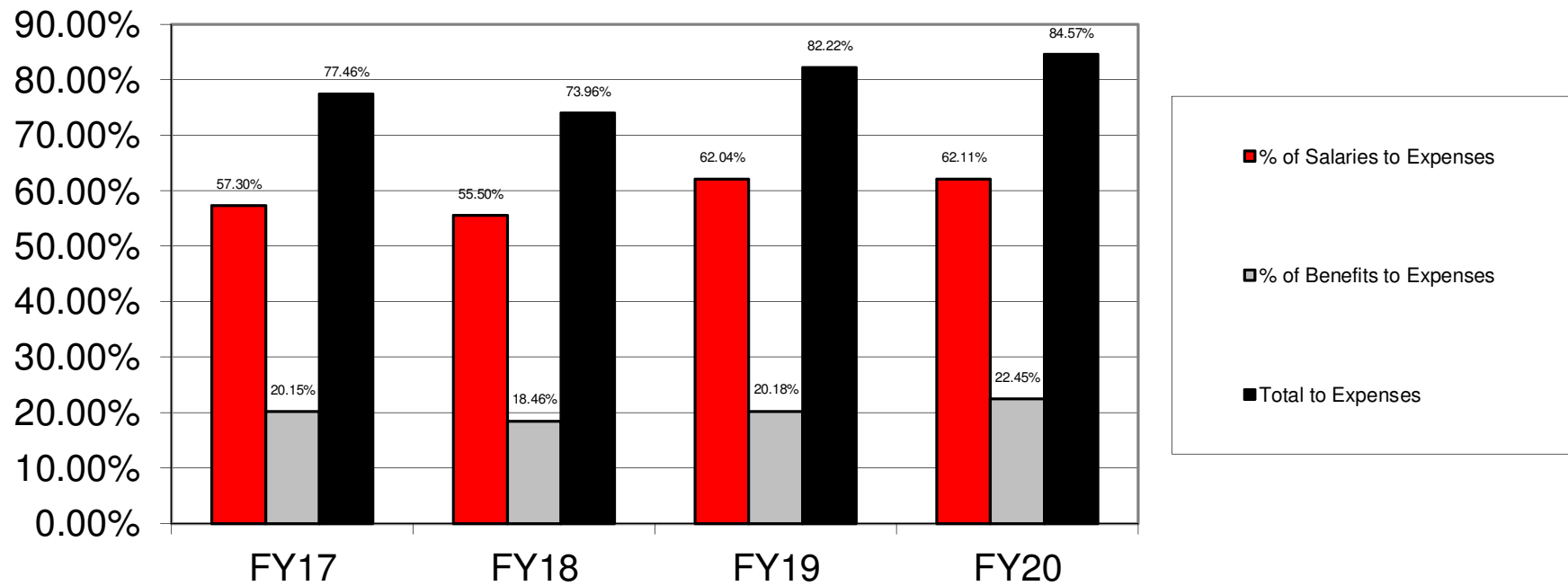
HISTORICAL EXPENDITURES



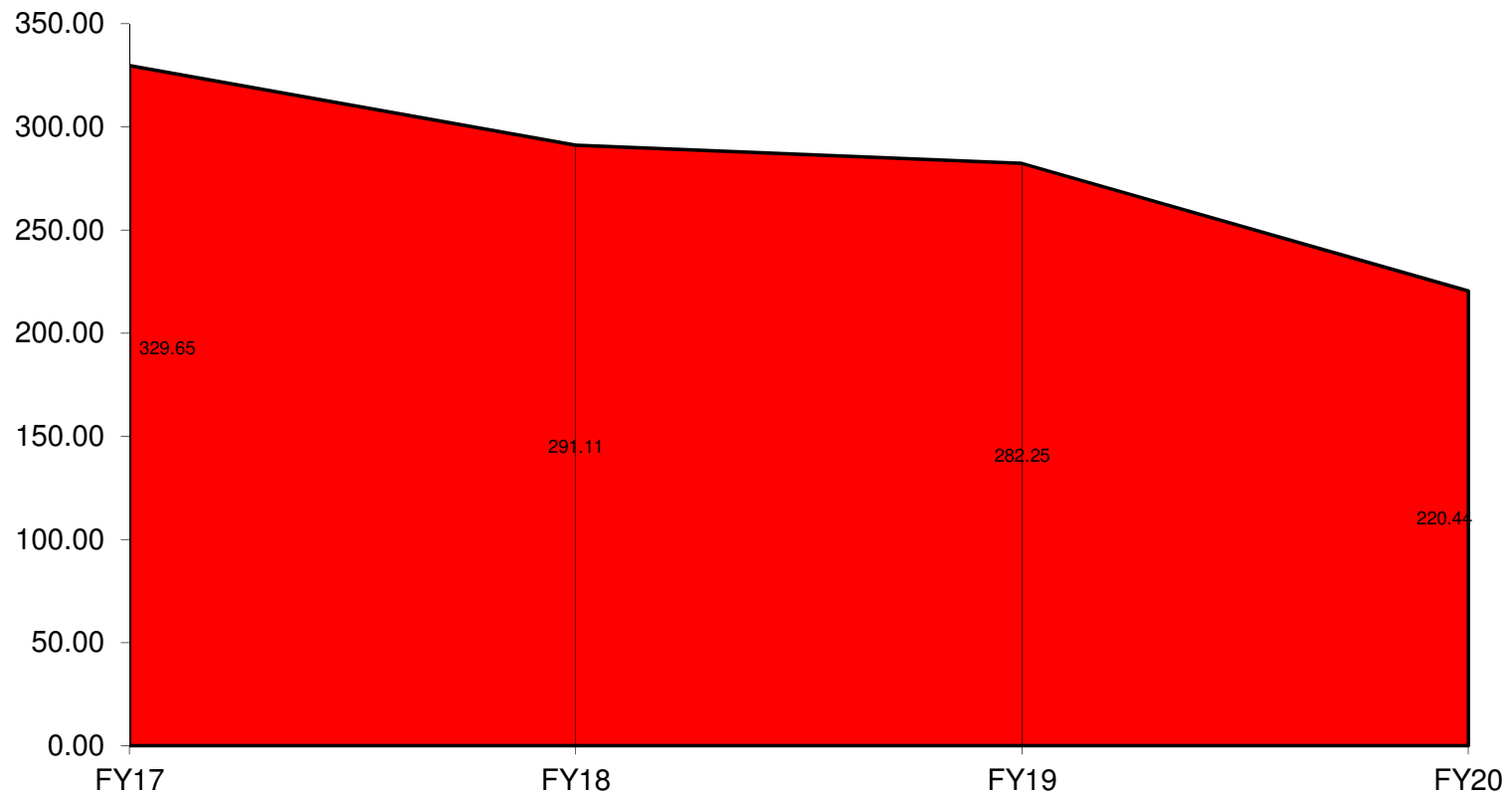
% OF SALARIES AND BENEFITS TO REVENUE



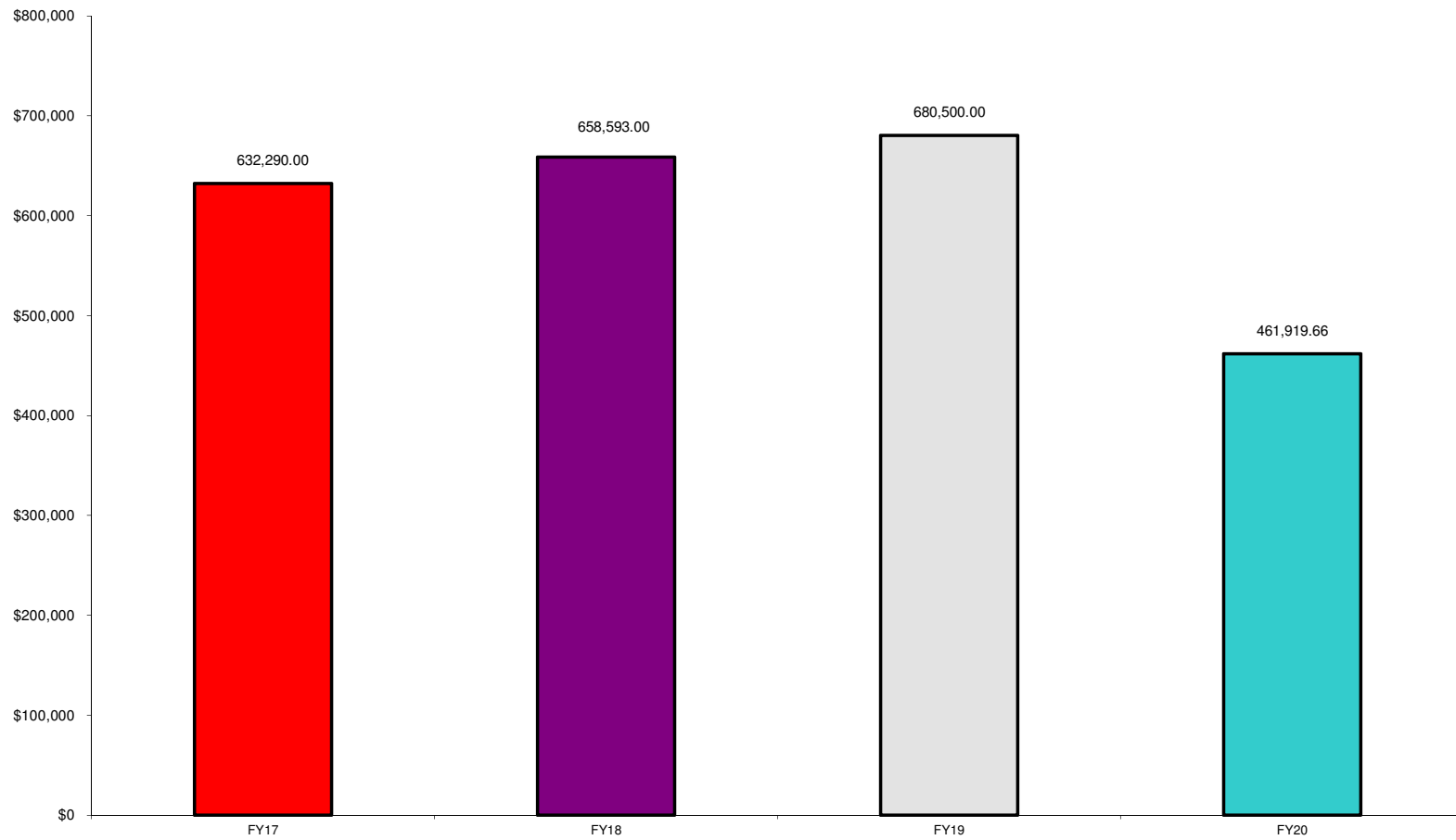
% OF SALARIES AND BENEFITS TO EXPENDITURES



Days of Operating Cash



SURPLUS/DEFICIT



Gross Depository Balances:

AP	\$50,000.00
ICS DDA	\$951,498.12
Point of Sales	\$59.15
ICS MMA	\$173.98
Red Tree	\$4,899,820.47
Payroll Interest	\$1.77

Total Depository Balances (Gross) \$5,901,553.49

Adjustments to Bank Balance:

Cash in Transit to Bank	\$0.00
Outstanding Checks	(\$27,535.50)
Adjustments:	
Movie Tickets	\$425.00
Payroll Transfer-July	\$26.99

Total Adjustments to Bank Balance (\$27,083.51)

Investments:

Treasury Bonds and Notes	\$0.00
Certificate of Deposits	\$0.00
Other Securities	\$0.00
Other Investments:	

Total Investments \$0.00

Cash on Hand:

Petty Cash:	
Change Cash:	
Cash with Fiscal Agent	\$0.00

Total Cash on Hand \$0.00

Total Balances \$5,874,469.98

Total Fund Balance \$5,874,469.98

Depository Clearance Accounts:

Total Clearance Account Balances \$0.00

Treasurer

SOUTHEASTERN LOCAL SCHOOL

Cash Summary Report

Full Account Code	Description	Initial Cash	MTD Received	FYTD Received	MTD Expended	FYTD Expended	Fund Balance	Encumbrance	Unencumbered Balance
001-0000	CASH CONTROL - GENERAL FUND	\$ 5,202,677.14	\$ 1,450,411.81	\$ 1,450,411.81	\$ 737,451.07	\$ 737,451.07	\$ 5,915,637.88	\$ 528,494.49	\$ 5,387,143.39
001-9010	PEPSI COLA FUND	0.00	0.00	0.00	0.00	0.00	0.00	498.00	(498.00)
001-9018	Chromebook	4,190.86	0.00	0.00	0.00	0.00	4,190.86	0.00	4,190.86
001-9020	GENERAL	1,405.00	0.00	0.00	0.00	0.00	1,405.00	0.00	1,405.00
001-9412	GENERAL SET ASIDE (5%)	102,837.52	0.00	0.00	0.00	0.00	102,837.52	0.00	102,837.52
003-0000	GENERAL INTEREST	1,532,382.61	2,511.44	2,511.44	0.00	0.00	1,534,894.05	55,774.00	1,479,120.05
003-9001	PERMANENT IMPROVEMENT VOTED	(1,414,922.66)	41,000.00	41,000.00	7,201.37	7,201.37	(1,381,124.03)	1,467,602.05	(2,848,726.08)
003-9003	AUDITORIUM RENOVATION	848.38	0.00	0.00	0.00	0.00	848.38	0.00	848.38
003-9019	Multi-Purpose	(102,095.62)	0.00	0.00	151,800.55	151,800.55	(253,896.17)	104,748.66	(358,644.83)
006-0000	LUNCHROOM CASH CONTROL	384.91	300.00	300.00	69,156.03	69,156.03	(68,471.12)	1,281.13	(69,752.25)
018-9081	PRINCIPAL'S SUPPORT - MIAMI VIEW	3,070.95	0.00	0.00	0.00	0.00	3,070.95	0.00	3,070.95
018-9082	PRINCIPAL'S SUPPORT - HIGH SCHOOL	(480.45)	0.00	0.00	0.00	0.00	(480.45)	1,000.00	(1,480.45)
018-9281	MIDDLE SCHOOL PRINCIPAL'S SUPPORT	2,370.94	0.00	0.00	152.75	152.75	2,218.19	0.00	2,218.19
019-9091	MIAMI VIEW WORKROOM/LOUNGE	769.91	0.00	0.00	0.00	0.00	769.91	248.47	521.44
019-9092	TEACHER'S LOUNGE - HIGH SCHOOL	667.20	0.00	0.00	0.00	0.00	667.20	0.00	667.20
022-9012	Wellness Incentive	8,970.85	0.00	0.00	0.00	0.00	8,970.85	0.00	8,970.85
022-9013	Julia Salyers Memorial Fund	477.00	0.00	0.00	0.00	0.00	477.00	0.00	477.00
022-9014	Jerry South Memorial Fund	(102.16)	0.00	0.00	0.00	0.00	(102.16)	0.00	(102.16)
022-9081	PRINCIPAL'S FUND/STAFF RECOGNITION	(1,258.24)	0.00	0.00	0.00	0.00	(1,258.24)	234.54	(1,492.78)
022-9082	PRINCIPAL'S FUND/STAFF RECOGNITION	(2,282.27)	0.00	0.00	0.00	0.00	(2,282.27)	612.23	(2,894.50)
022-9208	2008 Section 125	(23.83)	0.00	0.00	0.00	0.00	(23.83)	0.00	(23.83)
022-9281	PRINCIPAL'S FUND/STAFF RECOGNITION	62.56	0.00	0.00	0.00	0.00	62.56	0.00	62.56
027-0000	BWC Distribution Account	54,399.43	0.00	0.00	389.62	389.62	54,009.81	0.00	54,009.81
200-9000	Washington DC Trip	7,290.34	0.00	0.00	0.00	0.00	7,290.34	0.00	7,290.34
200-9009	Class of 2009	(390.00)	0.00	0.00	0.00	0.00	(390.00)	0.00	(390.00)
200-9013	Class of 2013	816.46	0.00	0.00	0.00	0.00	816.46	0.00	816.46
200-9014	Class of 2014	250.00	0.00	0.00	0.00	0.00	250.00	0.00	250.00
200-9015	Class of 2015	187.01	0.00	0.00	0.00	0.00	187.01	0.00	187.01
200-9016	Class of 2016	381.97	0.00	0.00	0.00	0.00	381.97	0.00	381.97
200-9017	Class of 2017	(181.27)	0.00	0.00	0.00	0.00	(181.27)	0.00	(181.27)
200-9018	Class of 2018	(1,679.47)	0.00	0.00	0.00	0.00	(1,679.47)	0.00	(1,679.47)
200-9019	Class of 2019	(23.54)	0.00	0.00	0.00	0.00	(23.54)	0.00	(23.54)
200-9020	Class of 2020	593.88	0.00	0.00	0.00	0.00	593.88	0.00	593.88
200-9021	Class of 2021	1,236.50	0.00	0.00	0.00	0.00	1,236.50	0.00	1,236.50

SOUTHEASTERN LOCAL SCHOOL

Cash Summary Report

Full Account Code	Description	Initial Cash	MTD Received	FYTD Received	MTD Expended	FYTD Expended	Fund Balance	Encumbrance	Unencumbered Balance
200-9022	Class of 2022	\$ 150.00	\$ 0.00	\$ 0.00	\$ 0.00	\$ 0.00	\$ 150.00	\$ 0.00	\$ 150.00
200-9023	Class of 2023	120.00	0.00	0.00	0.00	0.00	120.00	0.00	120.00
200-9201	FUTURE FARMERS OF AMERICA	4,040.21	110.00	110.00	989.00	989.00	3,161.21	6,876.14	(3,714.93)
200-9202	FAMILIES CAREERS & COMMUNITY LEADERS OF AMERI	2,865.03	0.00	0.00	0.00	0.00	2,865.03	1,212.00	1,653.03
200-9203	FUTURE EDUCATORS OF AMERICA	119.74	0.00	0.00	0.00	0.00	119.74	0.00	119.74
200-9205	NATIONAL HONOR SOCIETY	(149.56)	0.00	0.00	0.00	0.00	(149.56)	385.00	(534.56)
200-9206	STUDENT COUNCIL - HI SCHOOL	(688.50)	0.00	0.00	0.00	0.00	(688.50)	608.94	(1,297.44)
200-9207	ACHIEVEMENT THRU TEAMWORK	668.01	0.00	0.00	0.00	0.00	668.01	0.00	668.01
200-9208	Spanish Club	148.80	0.00	0.00	0.00	0.00	148.80	0.00	148.80
200-9209	E3 (Encourage, Empower, Educate) Committee	5,288.83	0.00	0.00	0.00	0.00	5,288.83	0.00	5,288.83
200-9210	SPIRIT CLUB	3,366.94	0.00	0.00	0.00	0.00	3,366.94	350.00	3,016.94
200-9215	LAND LAB	264.28	0.00	0.00	0.00	0.00	264.28	0.00	264.28
200-9216	MIAMI VIEW MIDDLE SCHOOL STUDENT COUNCIL	2,351.95	0.00	0.00	0.00	0.00	2,351.95	1,936.05	415.90
200-9217	Jr. High Student Council	2,455.30	0.00	0.00	0.00	0.00	2,455.30	0.00	2,455.30
200-9222	S.A.D.D. CASH	206.74	0.00	0.00	0.00	0.00	206.74	0.00	206.74
200-9225	H2O HELP TO OTHERS	1,024.26	0.00	0.00	0.00	0.00	1,024.26	0.00	1,024.26
200-9226	Art Club	1,997.69	0.00	0.00	0.00	0.00	1,997.69	0.00	1,997.69
300-0000	STUDENT PARTICIPATION FEES	(204.00)	0.00	0.00	0.00	0.00	(204.00)	0.00	(204.00)
300-9302	BAND	(3,342.94)	0.00	0.00	0.00	0.00	(3,342.94)	5,300.00	(8,642.94)
300-9303	CHEERLEADERS - HI SCHOOL	(3,875.84)	0.00	0.00	0.00	0.00	(3,875.84)	1,866.69	(5,742.53)
300-9304	CHOIR - HI SCHOOL	755.43	0.00	0.00	0.00	0.00	755.43	2,059.31	(1,303.88)
300-9305	DRAMA - HI SCHOOL	10,131.20	0.00	0.00	0.00	0.00	10,131.20	479.53	9,651.67
300-9306	Bowling Club	0.00	0.00	0.00	8,078.15	8,078.15	(8,078.15)	0.00	(8,078.15)
300-9308	TROJAN TIMES	1.66	0.00	0.00	0.00	0.00	1.66	0.00	1.66
300-9309	YEARBOOK	(4,311.14)	0.00	0.00	0.00	0.00	(4,311.14)	1,202.52	(5,513.66)
300-9312	Wrestling Club	0.00	0.00	0.00	8,246.50	8,246.50	(8,246.50)	0.00	(8,246.50)
300-9313	CHEERLEADERS - MIAMI VIEW	(3,122.24)	0.00	0.00	0.00	0.00	(3,122.24)	0.00	(3,122.24)
300-9320	ATHLETICS - HI SCHOOL	5,696.44	0.00	0.00	1,995.20	1,995.20	3,701.24	8,282.43	(4,581.19)
300-9330	ATHLETICS MIAMI VIEW	0.00	0.00	0.00	15,930.27	15,930.27	(15,930.27)	5,110.00	(21,040.27)
450-9407	SCHOOLNET	0.01	0.00	0.00	0.00	0.00	0.01	0.00	0.01
451-9018	Public Schools Connectivity	0.00	0.00	0.00	3,085.07	3,085.07	(3,085.07)	0.00	(3,085.07)
451-9020	DATA COMM	2,700.00	0.00	0.00	0.00	0.00	2,700.00	0.00	2,700.00
459-9903	OHIO READS GRANT	300.00	0.00	0.00	0.00	0.00	300.00	0.00	300.00
459-9905	OHIO READS	2,000.00	0.00	0.00	0.00	0.00	2,000.00	0.00	2,000.00
460-9200	SUMMER INTERVENTION	0.00	0.00	0.00	69.30	69.30	(69.30)	0.00	(69.30)
467-9720	Student Wellness and Success	552.54	0.00	0.00	0.00	0.00	552.54	0.00	552.54

SOUTHEASTERN LOCAL SCHOOL

Cash Summary Report

Full Account Code	Description	Initial Cash	MTD Received	FYTD Received	MTD Expended	FYTD Expended	Fund Balance	Encumbrance	Unencumbered Balance
	Funding								
499-9014	Early Literacy Grant	\$ 7,805.06	\$ 0.00	\$ 0.00	\$ 0.00	\$ 0.00	\$ 7,805.06	\$ 0.00	\$ 7,805.06
499-9019	SCHOOL SAFETY	4,084.95	0.00	0.00	0.00	0.00	4,084.95	0.00	4,084.95
499-9107	Project Lead the Way	0.45	0.00	0.00	0.00	0.00	0.45	0.00	0.45
499-9401	READING IMPROVEMENT INCENTIVE AWARD	(1,745.00)	0.00	0.00	0.00	0.00	(1,745.00)	0.00	(1,745.00)
499-9900	BUILDING INCENTIVE	128.59	0.00	0.00	0.00	0.00	128.59	0.00	128.59
507-9021	ELEMENTARY AND SECONDARY SCHOOL EMERGENCY RELIEF FUND	0.00	0.00	0.00	0.00	0.00	0.00	6,080.34	(6,080.34)
516-920R	6B IDEA RESTORATION	0.00	0.00	0.00	7,198.48	7,198.48	(7,198.48)	0.00	(7,198.48)
516-9320	IDEA PART B GRANTS	433.59	0.00	0.00	433.59	433.59	0.00	0.00	0.00
516-9321	IDEA PART B GRANTS	0.00	0.00	0.00	2,418.99	2,418.99	(2,418.99)	0.00	(2,418.99)
516-9320	IDEA PART B	(433.59)	0.00	0.00	0.00	0.00	(433.59)	0.00	(433.59)
516-9602	TITLE IV-B 2002	0.56	0.00	0.00	0.00	0.00	0.56	0.00	0.56
516-9620	IDEA	0.00	0.00	0.00	22,159.82	22,159.82	(22,159.82)	0.00	(22,159.82)
572-9220	Title I	0.00	0.00	0.00	23,857.42	23,857.42	(23,857.42)	0.00	(23,857.42)
573-9302	TITLE VI-INNOVATIVE	1.00	0.00	0.00	0.00	0.00	1.00	0.00	1.00
587-9720	6b RESTORATION	0.00	0.00	0.00	148.53	148.53	(148.53)	0.00	(148.53)
590-9020	Improving Teacher Quality	0.00	0.00	0.00	3,740.00	3,740.00	(3,740.00)	0.00	(3,740.00)
599-9018	Title IV-A Student Support & Academic Enrichm	19.08	0.00	0.00	0.00	0.00	19.08	0.00	19.08
599-9020	Title IV-A Student Support and Academic	1.00	0.00	0.00	0.00	0.00	1.00	0.00	1.00
Grand Total		\$ 5,444,638.44	\$ 1,494,333.25	\$ 1,494,333.25	\$ 1,064,501.71	\$ 1,064,501.71	\$ 5,874,469.98	\$ 2,202,242.52	\$ 3,672,227.46

SOUTHEASTERN LOCAL SCHOOL

Disbursement Report

Reference #	Vendor #	Primary Name	Date	Type	Amount	Check #	Check Type	Reconcile Date	Status	Void Date	Printed
21167	35178	Levin Porter Associates, Inc	7/29/2020	ACCOUNTS_PAYABLE	\$ 354.00	99788	Check		OUTSTANDING		<input checked="" type="checkbox"/>
21160	33247	Ohio FFA Camp Muskingum	7/29/2020	ACCOUNTS_PAYABLE	560.00	99784	Check		OUTSTANDING		<input checked="" type="checkbox"/>
21163	11099	PITNEY BOWES	7/29/2020	ACCOUNTS_PAYABLE	2,000.00	99778	Check		OUTSTANDING		<input checked="" type="checkbox"/>
21165	32464	Habitec Security	7/29/2020	ACCOUNTS_PAYABLE	905.85	99782	Check		OUTSTANDING		<input checked="" type="checkbox"/>
21162	33049	AT&T	7/29/2020	ACCOUNTS_PAYABLE	139.91	99783	Check		OUTSTANDING		<input checked="" type="checkbox"/>
21166	4489	FOLLETT LIBRARY RESOURCES	7/29/2020	ACCOUNTS_PAYABLE	987.93	99777	Check		OUTSTANDING		<input checked="" type="checkbox"/>
21159	32183	DAYTON POWER AND LIGHT COMPANY	7/29/2020	ACCOUNTS_PAYABLE	1,957.92	99781	Check		OUTSTANDING		<input checked="" type="checkbox"/>
21158	35001	Time Warner Cable-SWO Division	7/29/2020	ACCOUNTS_PAYABLE	348.69	99787	Check		OUTSTANDING		<input checked="" type="checkbox"/>
21161	34335	De Lage Landen	7/29/2020	ACCOUNTS_PAYABLE	2,162.00	99786	Check		OUTSTANDING		<input checked="" type="checkbox"/>
21164	34123	School Health Corporation	7/29/2020	ACCOUNTS_PAYABLE	1,295.33	99785	Check		OUTSTANDING		<input checked="" type="checkbox"/>
21137	31158	WILSON PRINTING AND GRAPHICS	7/24/2020	ACCOUNTS_PAYABLE	231.73	99765	Check		OUTSTANDING		<input checked="" type="checkbox"/>
21141	34713	Phonak US	7/24/2020	ACCOUNTS_PAYABLE	2,418.99	99768	Check		OUTSTANDING		<input checked="" type="checkbox"/>
21133	11653	SCHOLASTIC LET'S FIND OUT	7/24/2020	ACCOUNTS_PAYABLE	572.55	99763	Check		OUTSTANDING		<input checked="" type="checkbox"/>
21131	34764	Voyager Sopris Learning	7/24/2020	ACCOUNTS_PAYABLE	3,428.70	99769	Check		OUTSTANDING		<input checked="" type="checkbox"/>
21134	3350	VECTREN ENERGY DELIVERY	7/24/2020	ACCOUNTS_PAYABLE	274.94	99759	Check		OUTSTANDING		<input checked="" type="checkbox"/>
21146	1000003	Citran Occupational Health LLC	7/24/2020	ACCOUNTS_PAYABLE	366.00	99776	Check		OUTSTANDING		<input checked="" type="checkbox"/>
21095	1000003	Citran Occupational Health LLC	6/29/2020	ACCOUNTS_PAYABLE	61.00	99730	Check		OUTSTANDING		<input checked="" type="checkbox"/>
20865	880244	Caroline Asebrook	4/24/2020	REFUND	500.00	99588	Check		OUTSTANDING		<input checked="" type="checkbox"/>
20911	88290	David Taylor	4/24/2020	REFUND	500.00	99578	Check		OUTSTANDING		<input checked="" type="checkbox"/>
19533	32971	Office Max	3/19/2020	ACCOUNTS_PAYABLE	7.30	99484	Check		OUTSTANDING		<input checked="" type="checkbox"/>
19456	10152	OHIO FFA ASSOCIATION	3/6/2020	ACCOUNTS_PAYABLE	60.00	99407	Check		OUTSTANDING		<input checked="" type="checkbox"/>
19327	880229	Tyler Luce	2/7/2020	ACCOUNTS_PAYABLE	65.00	99278	Check		OUTSTANDING		<input checked="" type="checkbox"/>
19295	32088	BRAD LEMON	2/7/2020	ACCOUNTS_PAYABLE	65.00	99246	Check		OUTSTANDING		<input checked="" type="checkbox"/>
19259	32088	BRAD LEMON	1/30/2020	ACCOUNTS_PAYABLE	60.00	99210	Check		OUTSTANDING		<input checked="" type="checkbox"/>

SOUTHEASTERN LOCAL SCHOOL

Disbursement Report

Reference #	Vendor #	Primary Name	Date	Type	Amount	Check #	Check Type	Reconcile Date	Status	Void Date	Printed
19251	32741	Thomas Geyer	1/23/2020	ACCOUNTS _PAYABLE	\$ 45.00	99202	Check		OUTSTAND ING		<input checked="" type="checkbox"/>
19252	880053	Tim Yates	1/23/2020	ACCOUNTS _PAYABLE	45.00	99203	Check		OUTSTAND ING		<input checked="" type="checkbox"/>
19150	10152	OHIO FFA ASSOCIATION	1/10/2020	ACCOUNTS _PAYABLE	100.00	99101	Check		OUTSTAND ING		<input checked="" type="checkbox"/>
18943	32408	Bob Glaser	11/27/2019	ACCOUNTS _PAYABLE	40.00	98894	Check		OUTSTAND ING		<input checked="" type="checkbox"/>
18798	880181	Scott Quinn	10/23/2019	ACCOUNTS _PAYABLE	58.00	98749	Check		OUTSTAND ING		<input checked="" type="checkbox"/>
18679	880168	Jeremy Lewis	10/3/2019	ACCOUNTS _PAYABLE	58.00	98529	Check		OUTSTAND ING		<input checked="" type="checkbox"/>
18413	33814	R Gregory MacEachern	8/29/2019	ACCOUNTS _PAYABLE	58.00	98263	Check		OUTSTAND ING		<input checked="" type="checkbox"/>
17622	880055	Jason Lane	2/7/2019	ACCOUNTS _PAYABLE	80.00	97471	Check		OUTSTAND ING		<input checked="" type="checkbox"/>
17582	34131	School Health	1/17/2019	ACCOUNTS _PAYABLE	1,697.36	97431	Check		OUTSTAND ING		<input checked="" type="checkbox"/>
17388	12700	MILLER'S TEXTILE SERVICES	12/13/2018	ACCOUNTS _PAYABLE	117.38	97237	Check		OUTSTAND ING		<input checked="" type="checkbox"/>
17292	34977	Jason Gray	11/28/2018	ACCOUNTS _PAYABLE	60.00	97141	Check		OUTSTAND ING		<input checked="" type="checkbox"/>
17255	32088	BRAD LEMON	11/20/2018	ACCOUNTS _PAYABLE	40.00	97104	Check		OUTSTAND ING		<input checked="" type="checkbox"/>
17001	880021	Zachary Spina	10/4/2018	ACCOUNTS _PAYABLE	80.00	96849	Check		OUTSTAND ING		<input checked="" type="checkbox"/>
16951	34942	Jane Fortny	9/28/2018	ACCOUNTS _PAYABLE	70.00	96799	Check		OUTSTAND ING		<input checked="" type="checkbox"/>
16887	34942	Jane Fortny	9/18/2018	ACCOUNTS _PAYABLE	70.00	96735	Check		OUTSTAND ING		<input checked="" type="checkbox"/>
16883	1387	DICK BLICK CO.	9/18/2018	ACCOUNTS _PAYABLE	0.00	96731	Check		OUTSTAND ING		<input checked="" type="checkbox"/>
16912	13050	TREASURE R, STATE OF OHIO	9/18/2018	ACCOUNTS _PAYABLE	80.00	96760	Check		OUTSTAND ING		<input checked="" type="checkbox"/>
10006	1842	CARDINAL ASSOCIATES, INC	8/22/2018	REFUND	126.41	96599	Check		OUTSTAND ING		<input checked="" type="checkbox"/>
16712	35111	Turf Nerd Lawn Care	8/10/2018	ACCOUNTS _PAYABLE	334.56	96559	Check		OUTSTAND ING		<input checked="" type="checkbox"/>
16283	34891	Greg Mize	4/16/2018	ACCOUNTS _PAYABLE	85.00	96129	Check		OUTSTAND ING		<input checked="" type="checkbox"/>
16022	10200	AMERITECH	2/16/2018	ACCOUNTS _PAYABLE	1,117.28	95868	Check		OUTSTAND ING		<input checked="" type="checkbox"/>
16020	32105	VICTOR J MONTGOMERY	2/8/2018	ACCOUNTS _PAYABLE	65.00	95866	Check		OUTSTAND ING		<input checked="" type="checkbox"/>
15759	2199	STARR TROPHY AND AWARDS	12/21/2017	ACCOUNTS _PAYABLE	193.50	95604	Check		OUTSTAND ING		<input checked="" type="checkbox"/>
15713	12922	RODNEY GETZ	12/15/2017	ACCOUNTS _PAYABLE	60.00	95558	Check		OUTSTAND ING		<input checked="" type="checkbox"/>
15424	34942	Jane Fortny	10/20/2017	ACCOUNTS _PAYABLE	50.00	95269	Check		OUTSTAND ING		<input checked="" type="checkbox"/>
15337	34942	Jane Fortny	10/6/2017	ACCOUNTS _PAYABLE	50.00	95182	Check		OUTSTAND ING		<input checked="" type="checkbox"/>
14836	20181	JACK D. DALIE	6/8/2017	ACCOUNTS _PAYABLE	579.79	94681	Check		OUTSTAND ING		<input checked="" type="checkbox"/>
14438	33514	Megan Rains	3/10/2017	ACCOUNTS _PAYABLE	10.77	94283	Check		OUTSTAND ING		<input checked="" type="checkbox"/>
14205	33456	Amanda Best	1/27/2017	ACCOUNTS _PAYABLE	4.50	94050	Check		OUTSTAND ING		<input checked="" type="checkbox"/>
13827	32625	Applied Practice,	11/11/2016	ACCOUNTS _PAYABLE	246.40	63672	Check		OUTSTAND ING		<input checked="" type="checkbox"/>

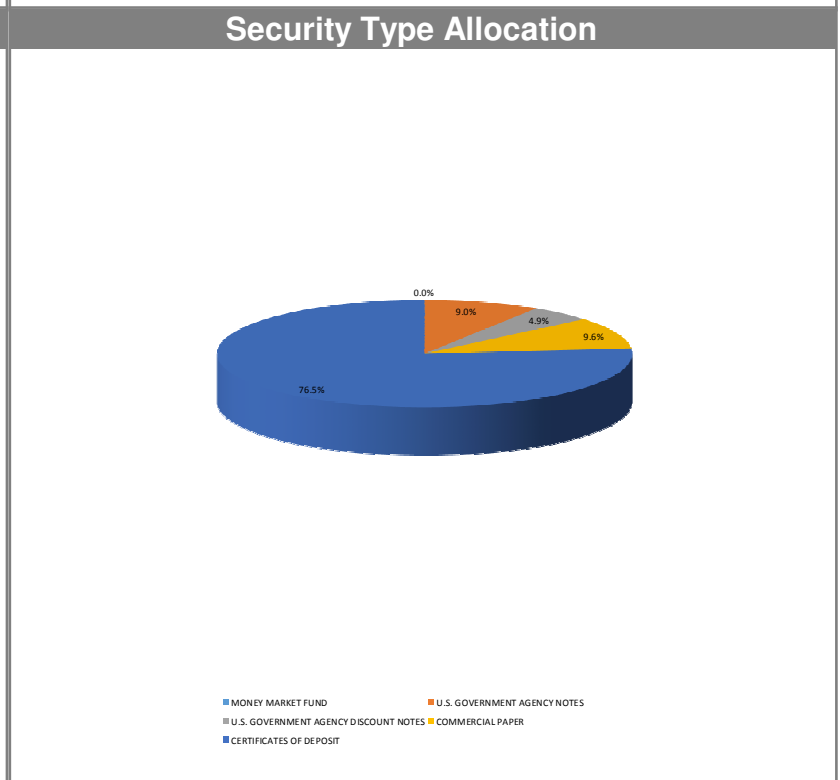
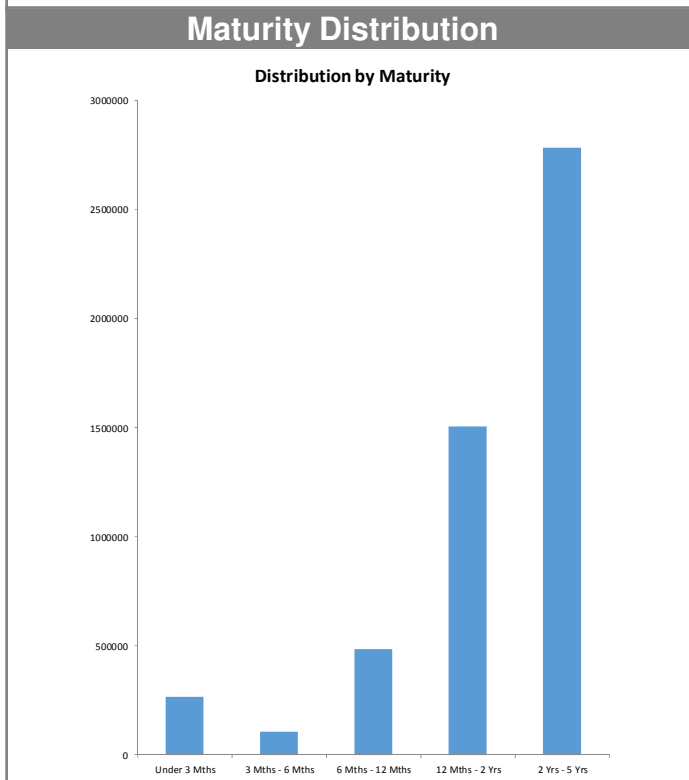
SOUTHEASTERN LOCAL SCHOOL

Disbursement Report

Reference #	Vendor #	Primary Name	Date	Type	Amount	Check #	Check Type	Reconcile Date	Status	Void Date	Printed
		LTD.									
13558	34942	Jane Fortny	9/15/2016	ACCOUNTS _PAYABLE	\$ 65.00	63402	Check		OUTSTAND ING		<input checked="" type="checkbox"/>
13519	34942	Jane Fortny	9/9/2016	ACCOUNTS _PAYABLE	130.00	63363	Check		OUTSTAND ING		<input checked="" type="checkbox"/>
13324	34415	Excel Sports Medicine	8/5/2016	ACCOUNTS _PAYABLE	170.00	63168	Check		OUTSTAND ING		<input checked="" type="checkbox"/>
12991	2199	STARR TROPHY AND AWARDS	4/22/2016	ACCOUNTS _PAYABLE	1,065.80	62835	Check		OUTSTAND ING		<input checked="" type="checkbox"/>
12399	73	UNITED WAY OF CLARK AND	12/11/2015	ACCOUNTS _PAYABLE	200.00	62243	Check		OUTSTAND ING		<input checked="" type="checkbox"/>
12149	34415	Excel Sports Medicine	10/23/2015	ACCOUNTS _PAYABLE	100.00	61993	Check		OUTSTAND ING		<input checked="" type="checkbox"/>
12131	34820	The Ohio State University	10/19/2015	ACCOUNTS _PAYABLE	150.00	61975	Check		OUTSTAND ING		<input checked="" type="checkbox"/>
12112	34328	Jane Fortny	10/16/2015	ACCOUNTS _PAYABLE	120.00	61956	Check		OUTSTAND ING		<input checked="" type="checkbox"/>
11332	33281	Home Depot	4/17/2015	ACCOUNTS _PAYABLE	86.40	61176	Check		OUTSTAND ING		<input checked="" type="checkbox"/>
11140	34415	Excel Sports Medicine	2/27/2015	ACCOUNTS _PAYABLE	90.00	60984	Check		OUTSTAND ING		<input checked="" type="checkbox"/>
11151	34527	Ray Bradshaw	2/27/2015	ACCOUNTS _PAYABLE	60.00	60995	Check		OUTSTAND ING		<input checked="" type="checkbox"/>
10888	34362	Colleen Kline	12/23/2014	ACCOUNTS _PAYABLE	10.00	60732	Check		OUTSTAND ING		<input checked="" type="checkbox"/>
10758	33732	Chris George	11/25/2014	ACCOUNTS _PAYABLE	30.00	60602	Check		OUTSTAND ING		<input checked="" type="checkbox"/>
10586	34170	Carson Dixon	10/17/2014	ACCOUNTS _PAYABLE	60.00	60430	Check		OUTSTAND ING		<input checked="" type="checkbox"/>
10549	34642	Jessica Detty	10/10/2014	ACCOUNTS _PAYABLE	103.51	60393	Check		OUTSTAND ING		<input checked="" type="checkbox"/>
10214	33665	Joshua Murray	8/14/2014	ACCOUNTS _PAYABLE	30.00	60058	Check		OUTSTAND ING		<input checked="" type="checkbox"/>
10180	34415	Excel Sports Medicine	8/1/2014	ACCOUNTS _PAYABLE	120.00	60024	Check		OUTSTAND ING		<input checked="" type="checkbox"/>
Grand Total					\$ 27,535.50						

Monthly Investment Summary
Southeastern Local Schools
US Bank Custodian Acct Ending x70998
 July 31, 2020

Monthly Cash Flow Activity		Market Value Summary				
From 06-30-20 through 07-31-20						
Beginning Book Value	4,899,167.76	Security Type	Market Value	Pct. Assets	Avg Yield at Cost	Wght Avg Mat
Contributions	0.00	Money Market Fund				
Withdrawals	0.00	MONEY MARKET FUND	783.40	0.0	0.06	0.00
Prior Month Management Fees	-641.06	Fixed Income				
Realized Gains/Losses	0.00	U.S. GOVERNMENT AGENCY DISCOUNT NOTES	249,848.61	4.9	0.17	0.61
Gross Interest Earnings	1,293.77	U.S. GOVERNMENT AGENCY NOTES	459,964.21	8.9	0.55	2.29
Ending Book Value	4,899,820.47	Accrued Interest	590.36	0.0		
		Commercial Paper				
		COMMERCIAL PAPER	489,723.35	9.5	1.13	0.25
		Certificate of Deposit				
		CERTIFICATES OF DEPOSIT	3,916,217.93	76.2	2.40	2.67
		Accrued Interest	23,662.01	0.5		
		TOTAL PORTFOLIO	5,140,789.86	100.0	2.00	2.30


Disclosures:

RedTree's internal accounting system is used as the source of the market value of this account. Although obtained from a source believed to be reliable, we cannot guarantee its accuracy. You should review all account statements provided by the custodian and compare with the statements provided by RedTree.

Portfolio Holdings Report
Southeastern Local Schools
US Bank Custodian Acct Ending x70998
 July 31, 2020

Quantity	Cusip	Security Description	Moody's	S&P	Cost Basis	Market Value	Yield at Cost	Wtd Maturity	Purchase Date
U.S. GOVERNMENT AGENCY NOTES									
210,000	3133ELZN7	Federal Farm Credit Bank 0.160% Due 05-18-22	Aaa	AA+	209,632.50	209,900.62	0.25	1.80	05-21-20
250,000	3135G03P6	Federal Natl Mtg Assoc 0.800% Due 04-27-23	Aaa	AA+	250,000.00	250,063.59	0.80	2.70	04-27-20
		Accrued Interest				590.36			
					459,632.50	460,554.57	0.55	2.29	
CERTIFICATES OF DEPOSIT									
112,000	11373QJQ2	Brookline Bank, MA 0.700% Due 07-08-21			112,000.00	112,602.34	0.70	0.93	05-08-20
246,000	17312Q2P3	Citibank NA, SD 2.900% Due 02-07-22			245,754.00	256,253.77	2.94	1.48	02-07-19
246,000	87270LBT9	TIAA FSB, FL 2.850% Due 02-22-22			245,754.00	256,335.44	2.89	1.52	02-22-19
246,000	02007GJD6	Ally Bank, UT 2.700% Due 03-21-22			245,877.00	256,266.81	2.71	1.60	03-26-19
246,000	7954502A2	Sallie Mae Bank, UT 2.750% Due 03-21-22			245,569.50	256,468.53	2.81	1.60	03-21-19
246,000	33847E2J5	Flagstar Bank FSB, MI 2.500% Due 06-13-22			245,926.20	256,734.21	2.51	1.83	06-12-19
140,000	72345SKT7	Pinnacle Bank, TN 0.650% Due 11-07-22			140,000.00	141,477.84	0.65	2.25	05-11-20
249,000	949763YK6	Wells Fargo Bank, SD 2.850% Due 03-13-23			248,564.25	266,213.62	2.91	2.52	03-13-19
248,000	05580AWK6	BMW Bank of North America, UT 1.450% Due 04-14-23			247,752.00	256,315.44	1.48	2.65	04-15-20
246,000	61690UGW4	Morgan Stanley Bank, UT 2.600% Due 06-06-23			245,508.00	262,694.79	2.65	2.76	06-06-19
246,000	61760AF46	Morgan Stanley Private Bank, NY 2.600% Due 06-06-23			246,000.00	262,694.79	2.60	2.76	06-10-19
249,000	90348JJQ4	UBS Bank USA, UT 2.900% Due 04-03-24			248,875.50	272,674.92	2.93	3.49	04-03-19
246,000	38149MAZ6	Goldman Sachs Bank USA, NY 2.700% Due 06-05-24			245,877.00	268,422.90	2.71	3.67	06-10-19
247,000	14042TBQ9	Capital One Bank USA, Glen Allen, VA 2.250% Due 08-07-24			246,506.00	265,826.59	2.29	3.83	08-07-19
247,000	14042RMW8	Capital One, NA, Mclean, VA 2.100% Due 08-14-24			246,629.50	264,389.79	2.13	3.86	08-16-19
248,000	856285TF8	State Bank of India, NY 1.600% Due 04-29-25			247,132.00	260,846.15	1.67	4.57	04-29-20
		Accrued Interest				23,662.01			
					3,703,724.95	3,939,879.94	2.40	2.67	
U.S. GOVERNMENT AGENCY DISCOUNT NOTES									
250,000	313385CV6	Federal Home Ln Bank Discount Note 0.000% Due 03-09-21	P-1	A-1+	249,652.92	249,848.61	0.17	0.61	05-19-20
COMMERCIAL PAPER									
265,000	89119AHH4	TD USA 0.000% Due 08-17-20	P-1	A-1+	261,402.63	264,986.75	1.83	0.05	11-21-19
105,000	50244LL44	LVMH Moet 0.000% Due 11-04-20	P-1	A-1	104,925.54	104,945.40	0.23	0.27	07-16-20
120,000	62479LR15	MUFG Bank 0.000% Due 04-01-21	P-1	A-1	119,698.53	119,791.20	0.34	0.68	07-09-20
					486,026.70	489,723.35	1.13	0.25	

Disclosures:

RedTree's internal accounting system is used as the source of the market value of this account. Although obtained from a source believed to be reliable, we cannot guarantee its accuracy. You should review all account statements provided by the custodian and compare with the statements provided by RedTree.

Questions? Call 888.596.2293 or email info@redtreeinv.com

Portfolio Holdings Report
Southeastern Local Schools
US Bank Custodian Acct Ending x70998
 July 31, 2020

Quantity	Cusip	Security Description	Moody's	S&P	Cost Basis	Market Value	Yield at Cost	Wtd Maturity	Purchase Date
MONEY MARKET FUND									
	USBMMF	First American Treasury Obligations Fund			783.40	783.40	0.06		
TOTAL PORTFOLIO					4,899,820.47	5,140,789.86	2.00	2.30	

Disclosures:

RedTree's internal accounting system is used as the source of the market value of this account. Although obtained from a source believed to be reliable, we cannot guarantee its accuracy. You should review all account statements provided by the custodian and compare with the statements provided by RedTree.

Questions? Call 888.596.2293 or email info@redtreeinv.com