

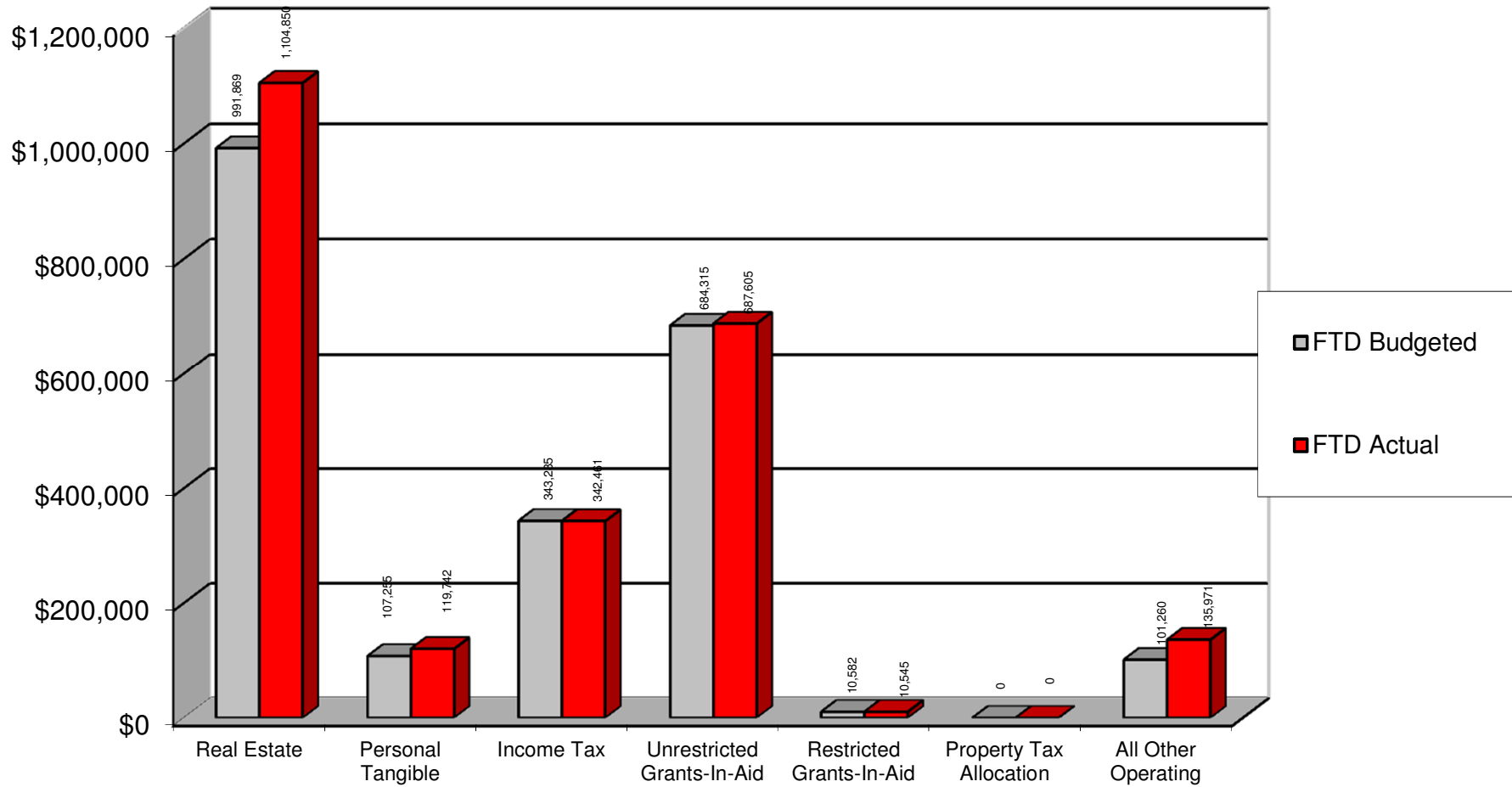
**SOUTHEASTERN LOCAL SCHOOL DISTRICT**

**FINANCIAL REPORT**

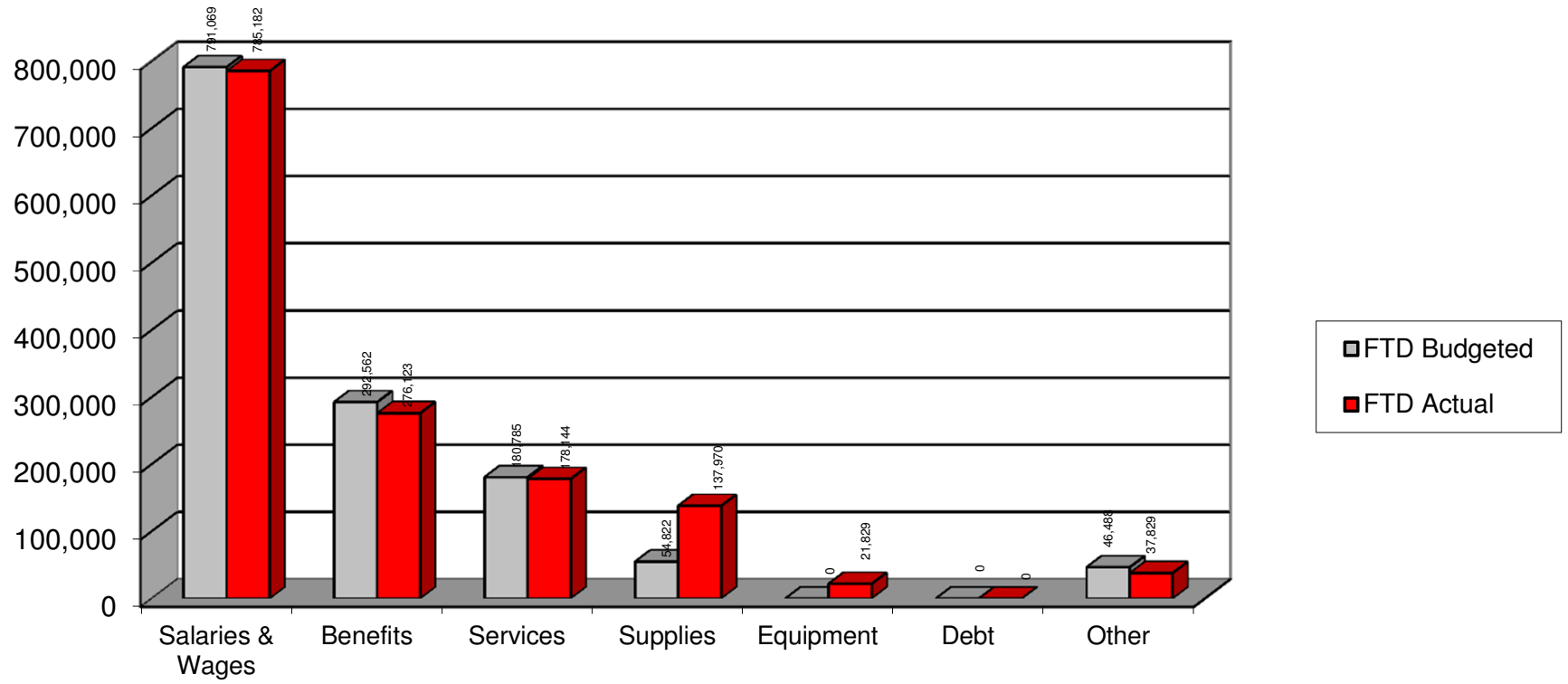
**08/31/2017**



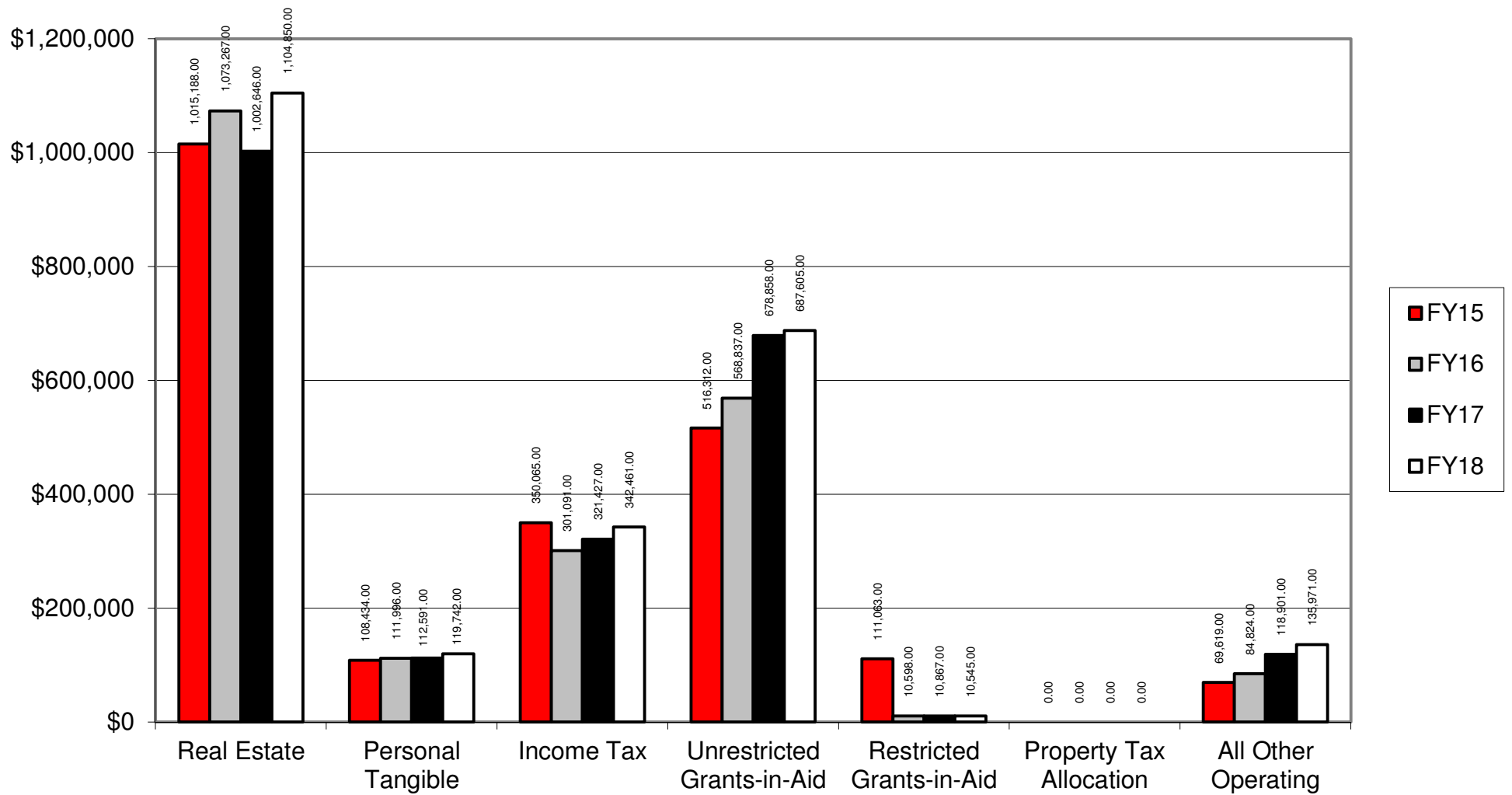
# FTD BUDGETED vs. FTD ACTUAL



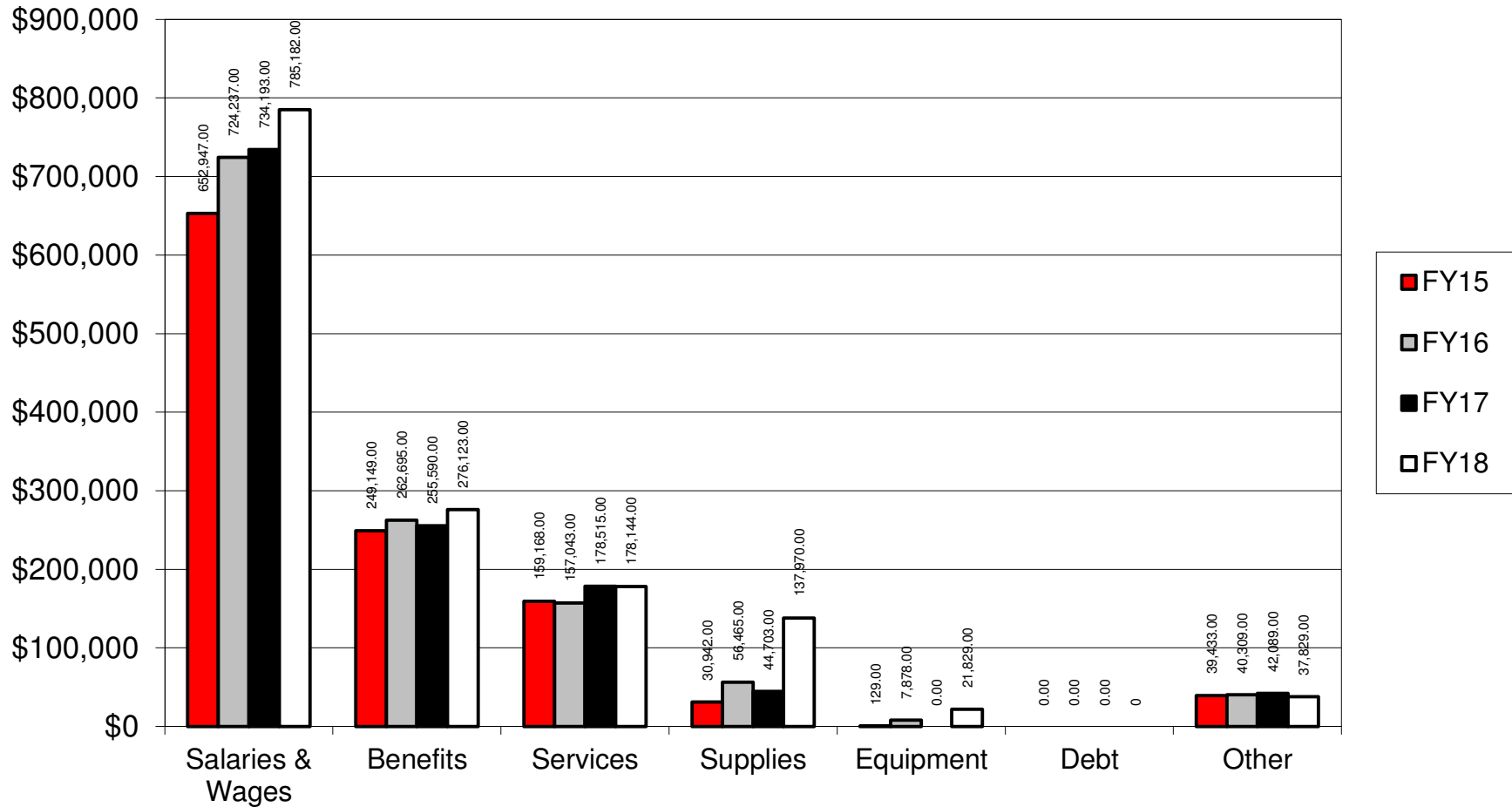
## FTD BUDGETED vs. FTD ACTUAL



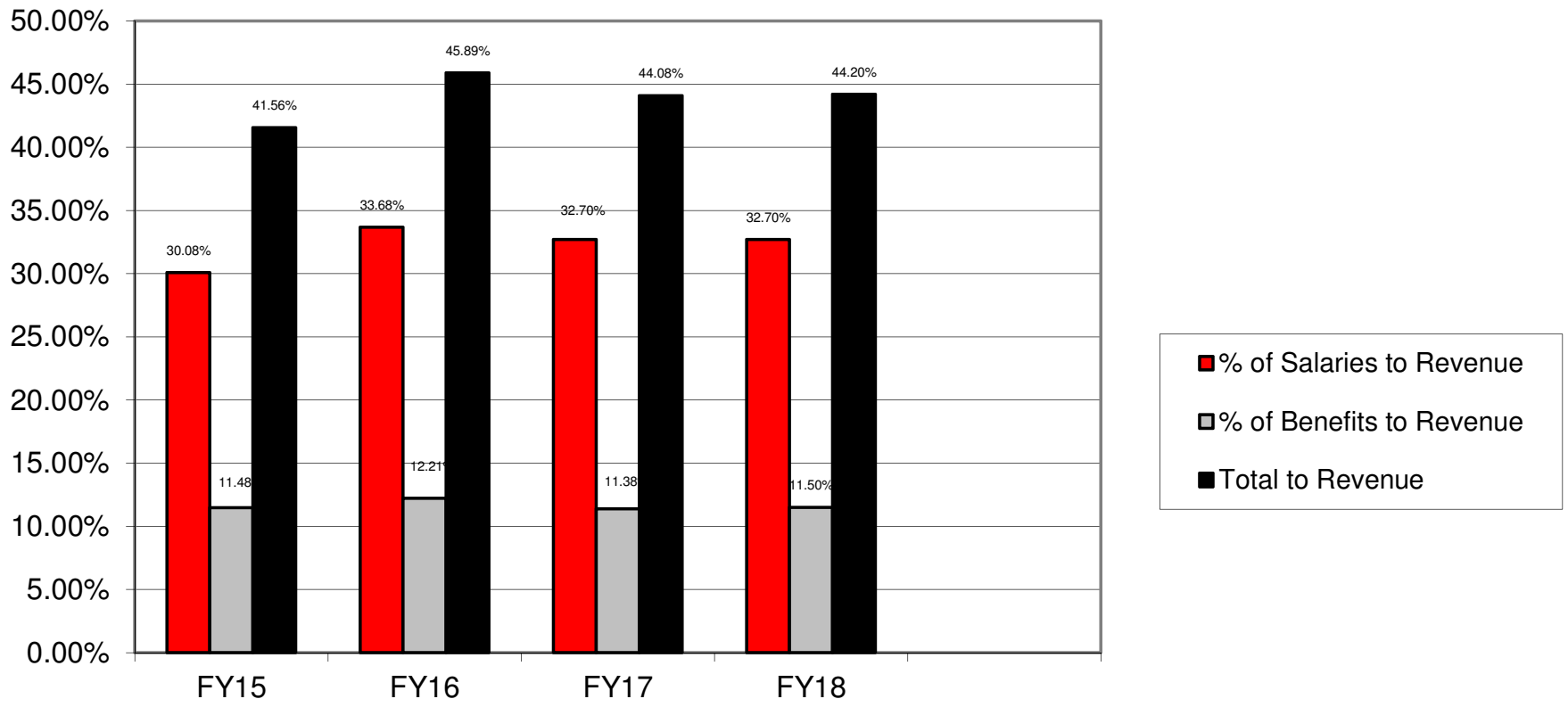
# HISTORICAL REVENUE



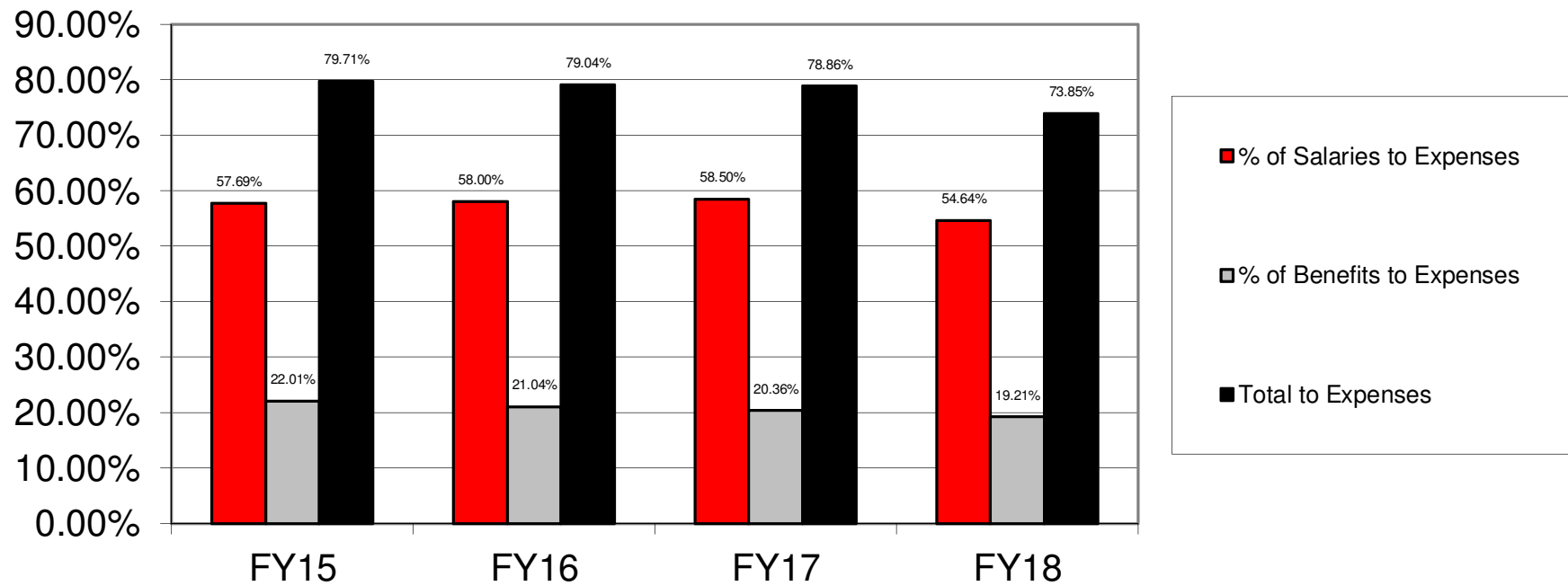
# HISTORICAL EXPENDITURES



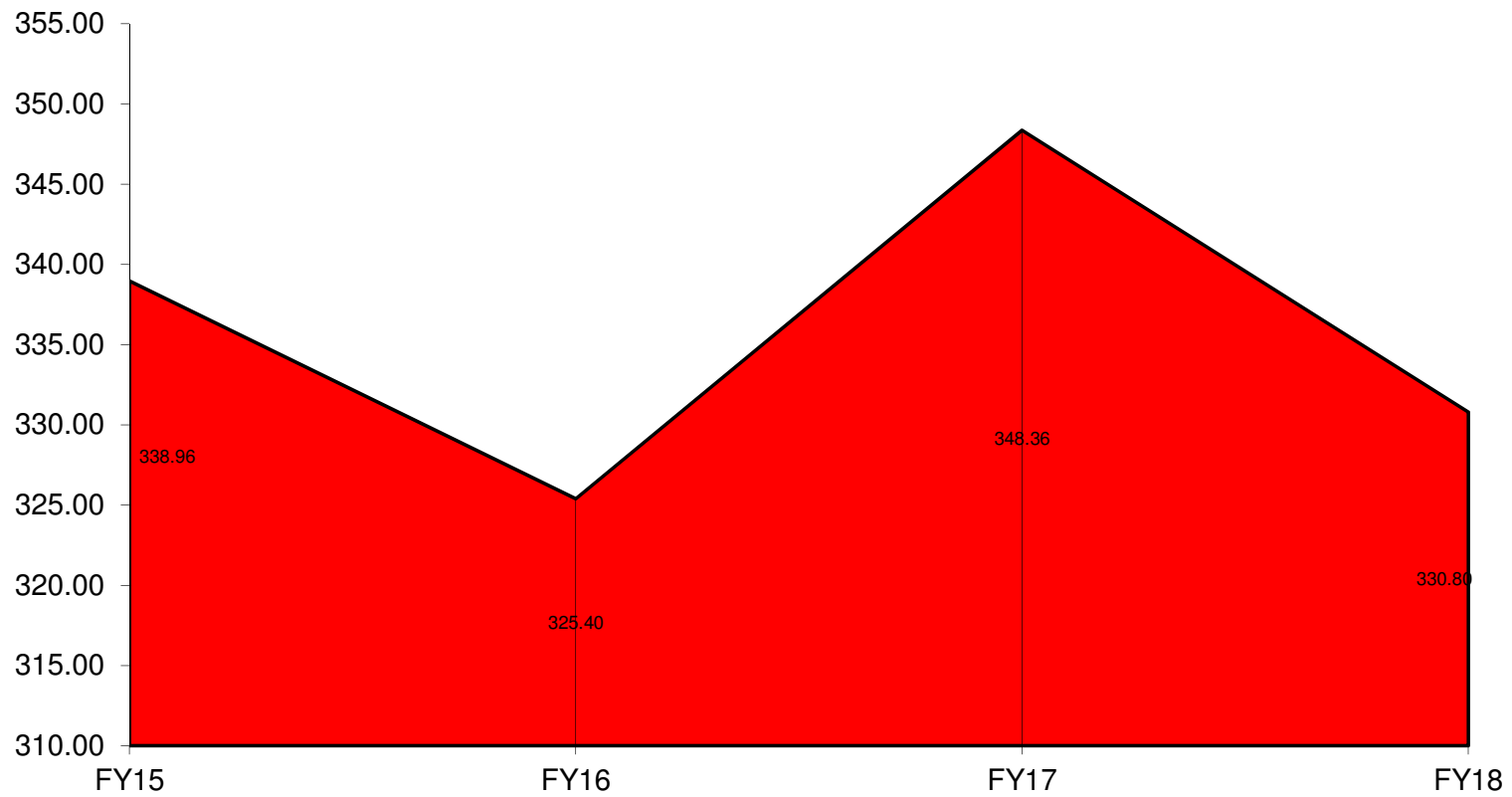
## % OF SALARIES AND BENEFITS TO REVENUE



## % OF SALARIES AND BENEFITS TO EXPENDITURES

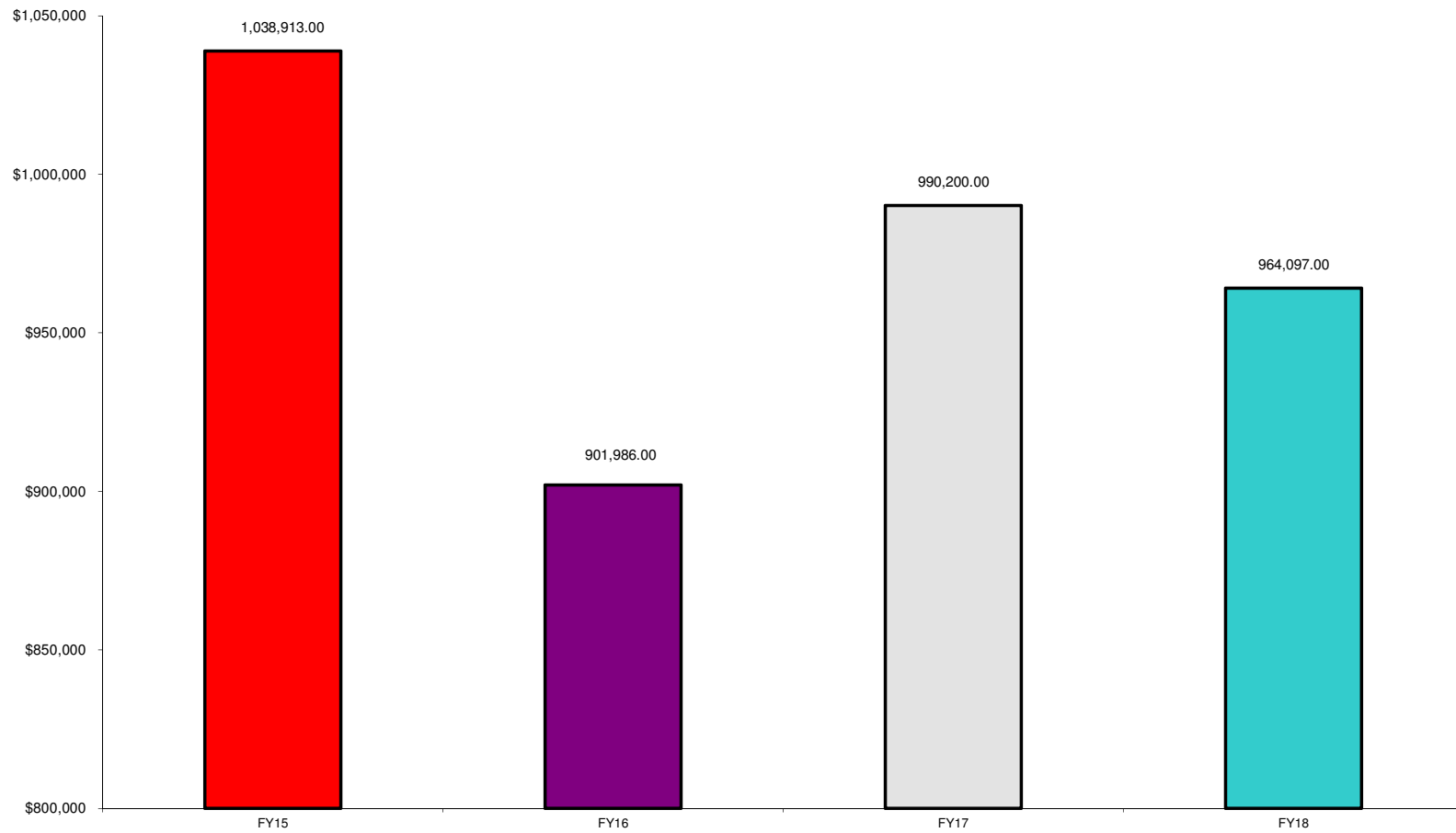


## Days of Operating Cash





# SURPLUS/DEFICIT



**MONTHLY BUDGET VARIANCE  
SOUTHEASTERN LOCAL SCHOOLS**

	<b>FTD Budgeted</b>	<b>FTD Actual</b>	<b>Variance</b>	<b>Percentage Variance</b>	<b>MTD Budgeted</b>	<b>MTD Actual</b>	<b>Variance</b>	<b>Percentage Variance</b>
<b>REVENUE</b>								
General Property (Real Estate)	\$991,869	\$1,104,850	\$112,981	11.39%	\$747,029	\$558,650	(\$188,379)	-25.22%
Tangible Personal Property	107,255	119,742	12,487	11.64%	107,255	119,742	12,487	11.64%
Income Tax	343,285	342,461	(824)	-0.24%	0	0	0	-
Unrestricted Grants-In-Aid	684,315	687,605	3,290	0.48%	349,354	360,914	11,560	3.31%
Restricted Grants-In-Aid	10,582	10,545	(37)	-0.35%	5,402	4,998	(404)	-7.48%
Restricted Grants-In-Aid - SFSF	0	0	0	-	0	0	0	-
Property Tax Allocation	0	0	0	-	0	0	0	-
All Other Operating Revenue	101,260	135,971	34,711	34.28%	70,473	45,921	(24,552)	-34.84%
<b>TOTAL REVENUE</b>	<b>\$2,238,566</b>	<b>\$2,401,174</b>	<b>\$162,608</b>	<b>7.26%</b>	<b>\$1,279,513</b>	<b>\$1,090,225</b>	<b>(\$189,288)</b>	<b>-14.79%</b>
<b>EXPENDITURES</b>								
Salaries & Wages	\$791,069	\$785,182	\$5,887	-0.74%	\$399,151	\$396,297	\$2,854	-0.72%
Benefits	292,562	276,123	16,439	-5.62%	147,641	139,344	8,297	-5.62%
Services	180,785	178,144	2,641	-1.46%	69,850	68,459	\$1,391	-1.99%
Supplies	54,822	137,970	(83,148)	151.67%	38,167	131,139	(92,972)	243.59%
Equipment	0	21,829	(21,829)	#DIV/0!	0	2,725	(\$2,725)	#DIV/0!
Debt	0	0	0	-	0	0	0	-
Other	46,488	37,829	8,659	-18.63%	24,837	20,454	4,383	-17.65%
<b>TOTAL EXPENSES</b>	<b>\$1,365,726</b>	<b>\$1,437,077</b>	<b>(\$71,351)</b>	<b>5.22%</b>	<b>\$679,646</b>	<b>\$758,418</b>	<b>(\$78,772)</b>	<b>11.59%</b>
<b>SURPLUS/DEFICIT</b>	<b>\$872,840</b>	<b>\$964,097</b>	<b>\$91,257</b>	<b>10.46%</b>	<b>\$599,867</b>	<b>\$331,807</b>	<b>(\$268,060)</b>	<b>-44.69%</b>
<b>OTHER USES/SOURCES</b>								
Transfers/Advances In	344,367	388,797	44,430	12.90%	0	0	0	-
Transfers/Advances Out	0	0	0	-	0	0	0	-
All Other Financing Sources/(Uses)	90,494	24,756	(65,738)	-72.64%	0	946	(\$946)	-
<b>NET SOURCES/USES</b>	<b>434,861</b>	<b>413,553</b>	<b>(21,308)</b>	<b>-4.90%</b>	<b>0</b>	<b>946</b>	<b>(946)</b>	<b>-</b>
<b>BEGINNING CASH</b>	<b>\$6,410,826</b>	<b>\$6,701,477</b>	<b>\$290,651</b>	<b>4.53%</b>	<b>\$7,118,659</b>	<b>\$7,746,374</b>	<b>\$627,715</b>	<b>8.82%</b>
<b>ENDING CASH</b>	<b>\$7,718,527</b>	<b>\$8,079,127</b>	<b>\$360,600</b>	<b>4.67%</b>	<b>\$7,718,526</b>	<b>\$8,079,127</b>	<b>\$360,601</b>	<b>4.67%</b>
<b>ENCUMBRANCES</b>	<b>\$629,139</b>	<b>\$411,645</b>	<b>(\$217,494)</b>	<b>-34.57%</b>	<b>\$629,139</b>	<b>\$411,645</b>	<b>(\$217,494)</b>	<b>-34.57%</b>
<b>BUDGET RESERVE</b>	<b>\$0</b>	<b>\$0</b>			<b>\$0</b>	<b>\$0</b>		
<b>UNENCUMBERED CASH</b>	<b>\$7,089,388</b>	<b>\$7,667,482</b>	<b>\$578,094</b>	<b>8.15%</b>	<b>\$7,089,387</b>	<b>\$7,667,482</b>	<b>\$578,095</b>	<b>8.15%</b>

**HISTORICAL COMPARISON BY OBJECT  
SOUTHEASTERN LOCAL SCHOOLS**

	<b>FY 15</b> 7/14-08/14	<b>FY 16</b> 7/15-08/15	<b>% of</b> <b>Change</b>	<b>FY 17</b> 7/16-08/16	<b>% of</b> <b>Change</b>	<b>FY 18</b> 7/17-08/17	<b>% of</b> <b>Change</b>
<b>REVENUE</b>							
General Property (Real Estate)	\$1,015,188	\$1,073,267	5.72%	\$1,002,646	-6.58%	\$1,104,850	10.19%
Tangible Personal Property	108,434	111,996	3.28%	112,591	0.53%	119,742	6.35%
Income Tax	350,065	301,091	-13.99%	321,427	6.75%	342,461	6.54%
Unrestricted Grants-in-Aid	516,312	568,837	10.17%	678,858	19.34%	687,605	1.29%
Restricted Grants-in-Aid	111,063	10,598	-90.46%	10,867	2.54%	10,545	-2.96%
Restricted Grants-in-Aid - SFSF	0	0	-	0	-	0	-
Property Tax Allocation	0	0	-	0	-	0	-
All Other Operating Revenue	69,619	84,824	21.84%	118,901	40.17%	135,971	14.36%
<b>TOTAL REVENUE</b>	<b>\$2,170,681</b>	<b>\$2,150,613</b>	<b>-0.92%</b>	<b>\$2,245,290</b>	<b>4.40%</b>	<b>\$2,401,174</b>	<b>6.94%</b>
<b>EXPENDITURES</b>							
Salaries & Wages	652,947	724,237	10.92%	734,193	1.37%	785,182	6.94%
Benefits	249,149	262,695	5.44%	255,590	-2.70%	276,123	8.03%
Services	159,168	157,043	-1.34%	178,515	13.67%	178,144	-0.21%
Supplies	30,942	56,465	82.49%	44,703	-20.83%	137,970	208.64%
Equipment	129	7,878	6006.98%	0	-100.00%	21,829	-
Debt	0	0	-	0	-	0	-
Other	39,433	40,309	2.22%	42,089	4.42%	37,829	-10.12%
<b>TOTAL EXPENDITURES</b>	<b>\$1,131,768</b>	<b>\$1,248,627</b>	<b>10.33%</b>	<b>\$1,255,090</b>	<b>0.52%</b>	<b>\$1,437,077</b>	<b>14.50%</b>
<b>SURPLUS/DEFICIT</b>	<b>1,038,913</b>	<b>901,986</b>	<b>-13.18%</b>	<b>990,200</b>	<b>9.78%</b>	<b>964,097</b>	<b>-2.64%</b>
<b>OTHER SOURCES/USES</b>							
Advances/Transfers In	242,939	279,051	14.86%	291,995	4.64%	388,797	33.15%
Advances/Transfers Out	0	0	-	0	-	0	-
All Other Financing Sources	184	0	-100.00%	142,806	-	24,756	-82.66%
Debt Service	0	0	-	0	-	0	-
<b>NET SOURCES/USES</b>	<b>243,123</b>	<b>279,051</b>	<b>14.78%</b>	<b>434,801</b>	<b>55.81%</b>	<b>413,553</b>	<b>-4.89%</b>
<b>BEGINNING CASH</b>	<b>\$5,516,278</b>	<b>\$5,988,692</b>	<b>8.56%</b>	<b>\$6,590,282</b>	<b>10.05%</b>	<b>\$6,701,477</b>	<b>1.69%</b>
<b>ENDING CASH</b>	<b>\$6,798,314</b>	<b>\$7,169,729</b>	<b>5.46%</b>	<b>\$8,015,283</b>	<b>11.79%</b>	<b>\$8,079,127</b>	<b>0.80%</b>
<b>ENCUMBRANCES</b>	<b>610,815</b>	<b>616,545</b>	<b>0.94%</b>	<b>\$963,273</b>	<b>56.24%</b>	<b>\$411,645</b>	<b>-57.27%</b>
<b>UNENCUMBERED CASH</b>	<b>\$6,187,499</b>	<b>\$6,553,184</b>	<b>5.91%</b>	<b>\$7,052,010</b>	<b>7.61%</b>	<b>\$7,667,482</b>	<b>8.73%</b>
<b>% of Salaries to Revenue</b>	<b>30.08%</b>	<b>33.68%</b>		<b>32.70%</b>		<b>32.70%</b>	
<b>% of Benefits to Revenue</b>	<b>11.48%</b>	<b>12.21%</b>		<b>11.38%</b>		<b>11.50%</b>	
<b>Total to Revenue</b>	<b>41.56%</b>	<b>45.89%</b>		<b>44.08%</b>		<b>44.20%</b>	
<b>Days of Operating Cash</b>	<b>338.96</b>	<b>325.40</b>		<b>348.36</b>		<b>330.80</b>	

Southeastern Local Schools  
Clark County, Ohio

General Fund Financial History/Projection

8/31/2017

Percent of Fiscal Year Complete

16.67%

	2017-18 Projection	2017-18 FYTD Actual	FYTD %
<b>REVENUE</b>			
General Property (Real Estate)	\$2,468,056.00	\$1,104,850.00	44.77%
Tangible Personal Property	\$221,677.00	\$119,742.00	54.02%
Income Tax	\$1,035,187.00	\$342,461.00	33.08%
Unrestricted Grants-in-Aid	\$4,054,055.00	\$687,605.00	16.96%
Restricted Grants-in-Aid	\$62,691.00	\$10,545.00	16.82%
Restricted Grants-in-Aid - SFSF	\$0.00	\$0.00	#DIV/0!
Property Tax Allocation	\$386,258.00	\$0.00	0.00%
All Other Operating Revenue	\$555,883.00	\$135,971.00	24.46%
TOTAL	\$8,783,807.00	\$2,401,174.00	27.34%
<b>EXPENDITURES</b>			
Salaries & Wages	\$5,206,337.00	\$785,182.00	15.08%
Benefits	\$1,918,880.00	\$276,123.00	14.39%
Services	\$1,910,855.00	\$178,144.00	9.32%
Supplies	\$234,167.00	\$137,970.00	58.92%
Equipment	\$18,224.00	\$21,829.00	119.78%
Debt	\$0.00	\$0.00	#DIV/0!
Other	\$179,561.00	\$37,829.00	21.07%
TOTAL	\$9,468,024.00	\$1,437,077.00	15.18%
<b>SURPLUS/(DEFICIT)</b>	<b>(\$684,217.00)</b>	<b>\$964,097.00</b>	

**Southeastern Local Schools**  
**Explanation of Checks Over \$5,000**

08/01/2017 - 08/31/2017

Check #	Vendor Name	Amount	Explanation
094855	Ohio Activites Association	\$5,640.00	HS & Jr High Camp Fees
094861	Quill Office Supply	\$8,971.92	MV Supplies and paper
094865	Resilite Sports Products	\$9,000.00	Wrestling Mat
094877	Zaner Bloser	\$71,488.00	Super Kids Program
094883	Apple Inc	\$9,335.85	Ipad Pro, 20 iPads for MV
094888	BSN Sports	\$5,224.00	HS Girls BB uniforms
094902	Farnham Company	\$9,318.00	MV Bleacher power system, HS Backboard, Inspection & Prevention
094907	Houghton Mifflin	\$14,971.10	MV Grade 3, 4 & 5 Buyout
094912	Jacobs Telephone Contractors	\$10,072.54	Telephone system
992647	Payroll	\$199,085.07	Payroll for August 4, 2017
992649	Auditor Clark County	\$20,510.21	Auditor & Treasurer Fees
992651	Payroll	\$7,993.27	Special Payroll 08/08/2017
992653	Payroll	\$209,980.63	Payroll for August 20, 2017
992654	Foundation	\$115,991.47	County Board, STRS/SERS, Community Schools, Open Enrollment, ect...
992655	UHC	\$81,796.48	August Health Insurance Payment

-- Options Summary --

Output file SM2M.TXT  
Print options page? (Y,N) Y  
Report heading SM2 August 31, 2017  
Fiscal Year 2018  
Beginning Month: 08  
Ending Month: 08

BAT\_SM2M executed by SE\_BMCKEE on node MVECA0:: at 3-SEP-2017 20:57:20.45

DATE: 09/03/2017  
 TIME: 20:57:20

FORM SM-2  
 OHIO DEPARTMENT OF EDUCATION - OFFICE OF SCHOOL MANAGEMENT ASSISTANCE  
 ANNUAL SPENDING PLAN (CURRENT OPERATION - GENERAL FUND ONLY - O.R.C. 5705.391)

PAGE: 1

SCHOOL DISTRICT: SOUTHEASTERN LOCAL SCHOOL

IRN # 046276 COUNTY: CLARK  
 SM2 August 31, 2017

FISCAL YEAR: 2018 MONTH: 08

	MONTHLY ESTIMATE	MONTHLY ACTUAL	MONTHLY DIFFERENCE	FISCAL YTD ESTIMATE	FISCAL YTD ACTUAL	FISCAL YTD DIFFERENCE
<b>REVENUES</b>						
01.010 General Property (Real Estate)	0	558,650	558,650	0	1,104,850	1,104,850
01.020 Tangible Personal Property Tax	0	119,742	119,742	0	119,742	119,742
01.030 Income Tax	0	0	0	0	342,461	342,461
01.035 Unrestricted Grants-in-Aid	0	360,914	360,914	0	687,605	687,605
01.040 Restricted Grants-in-Aid	0	4,998	4,998	0	10,545	10,545
01.045 Restricted Grants-in-Aid - SFSF	0	0	0	0	0	0
01.050 Property Tax Allocation	0	0	0	0	0	0
01.060 All Other Operating Revenue	0	45,921	45,921	0	135,971	135,971
01.070 Total Revenue	0	1,090,225	1,090,225	0	2,401,174	2,401,174
<b>OTHER FINANCING SOURCES</b>						
02.010 Proceeds from Sale of Notes	0	0	0	0	0	0
02.020 State Emergency Loans & Advancements (Approved)	0	0	0	0	0	0
02.040 Operating Transfers-In	0	0	0	0	0	0
02.050 Advances-In	0	0	0	0	388,797	388,797
02.060 All Other Financing Sources	0	946	946	0	24,756	24,756
02.070 Total Other Financing Sources	0	946	946	0	413,553	413,553
02.080 Total Revenues and Other Financing Sources	0	1,091,171	1,091,171	0	2,814,727	2,814,727
<b>EXPENDITURES</b>						
03.010 Personal Services	0	396,297	396,297	0	785,182	785,182
03.020 Employees' Retirement/Insurance Benefits	0	139,344	139,344	0	276,123	276,123
03.030 Purchased Services	0	68,459	68,459	0	178,144	178,144
03.040 Supplies and Materials	0	131,139	131,139	0	137,970	137,970
03.050 Capital Outlay	0	2,725	2,725	0	21,829	21,829
03.060 Intergovernmental	0	0	0	0	0	0
04.010 Debt Service: All Principal (Historical)	0	0	0	0	0	0
04.020 Debt Service: Principal - Notes	0	0	0	0	0	0
04.030 Debt Service: Principal - State Loans	0	0	0	0	0	0
04.040 Debt Service: Principal - State Advancements	0	0	0	0	0	0
04.050 Debt Service: Principal - HB 264 Loans	0	0	0	0	0	0
04.055 Debt Service: Principal - Other	0	0	0	0	0	0
04.060 Debt Service: Interest and Fiscal Charges	0	0	0	0	0	0
04.300 Other Objects	0	20,454	20,454	0	37,829	37,829
04.500 Total Expenditures	0	758,418	758,418	0	1,437,077	1,437,077
<b>OTHER FINANCING USES</b>						
05.010 Operating Transfers - Out	0	0	0	0	0	0
05.020 Advances - Out	0	0	0	0	0	0
05.030 All Other Financing Uses	0	0	0	0	0	0
05.040 Total Other Financing Uses	0	0	0	0	0	0
05.050 Total Expenditure and Other Financing Uses	0	758,418	758,418	0	1,437,077	1,437,077
06.010 Excess Rev & Oth Financing Sources over(under) Exp &	0	332,753	332,753	0	1,377,650	1,377,650
07.010 Beginning Cash Balance	0	7,746,374	7,746,374	0	6,701,477	6,701,477
07.020 Ending Cash Balance	0	8,079,127	8,079,127	0	8,079,127	8,079,127
08.010 Outstanding Encumbrances	0	411,645	411,645	0	411,645	411,645

-- Options Summary --

Summary or Detail Report? (S,D) D  
Output file: FINSUMM.TXT  
Type: CSV  
Print options page? (Y,N) Y  
Generate FINDET report for comparison? (Y,N) Y  
Sort options: FS  
Include future encumbrance amounts? (Y,N) N  
Include accounts with zero amounts? (Y,N) N  
Include accounts which are no longer active? (Y,N,I) Y

BAT\_FINSUM executed by SE\_BMCKEE on node MVECA0:: at 3-SEP-2017 20:49:43.21



Date: 09/03/2017  
 Time: 8:49 pm

SOUTHEASTERN LOCAL SCHOOL  
 Financial Report by Fund/SCC

Fund #	Fund Description	FYTD Receipts	MTD Expenditures	FYTD Expenditures	Current Fund Balance	Current Encumbrances	Unencumbered Fund Balance	Bank Code		
001 0000	CASH CONTROL - GENERAL FUND	6,598,639.26	1,091,169.69	2,814,725.43	758,417.62	1,437,075.71	7,976,288.98	411,645.04	7,564,643.94	
001 9412	GENERAL SET ASIDE (5%)	102,837.52	0.00	0.00	0.00	102,837.52	0.00	102,837.52		
003 0000	GENERAL INTEREST	1,152,944.19	5,902.30	24,128.37	0.00	0.00	1,177,072.56	0.00	1,177,072.56	
003 9001	PERMANENT IMPROVEMENT VOTED	1,047,182.36-	51,806.26	94,006.26	53,094.41	147,826.61	1,101,002.71-	228,129.24	1,329,131.95-	
003 9003	AUDITORIUM RENOVATION	848.38	0.00	0.00	0.00	0.00	848.38	0.00	848.38	
006 0000	LUNCHROOM CASH CONTROL	702.00-	7,651.76	7,799.16	6,066.86	383,511.35	376,414.19-	148,852.74	525,266.93-	1
006 9017	Children's Hunger Alliance	702.00	0.00	0.00	0.00	0.00	702.00	0.00	702.00	
018 9081	PRINCIPAL'S SUPPORT - MIAMI VIEW	1,734.75	0.00	0.00	0.00	0.00	1,734.75	151.83	1,582.92	1
018 9082	PRINCIPAL'S SUPPORT - HIGH SCHOOL	0.00	6.83	6.83	1,053.45	13,856.89	13,850.06-	845.51	14,695.57-	1
018 9281	MIDDLE SCHOOL PRINCIPAL'S SUPPORT	4,923.67	0.00	0.00	693.85	693.85	4,229.82	3,180.26	1,049.56	
019 9091	MIAMI VIEW WORKROOM/LOUNGE	357.42	79.04	79.04	0.00	0.00	436.46	0.00	436.46	1
019 9092	TEACHER'S LOUNGE - HIGH SCHOOL	435.24	27.20	27.20	0.00	0.00	462.44	56.97	405.47	
022 9012	Wellness Incentive	8,970.85	0.00	0.00	0.00	0.00	8,970.85	0.00	8,970.85	
022 9013	Julia Salyers Memorial Fund	365.00	0.00	0.00	0.00	0.00	365.00	0.00	365.00	
022 9014	Jerry South Memorial Fund	397.84	0.00	0.00	0.00	0.00	397.84	0.00	397.84	
022 9081	PRINCIPAL'S FUND/STAFF RECOGNITION	2,464.67-	51.34	51.34	0.00	0.00	2,413.33-	1,407.97	3,821.30-	

Date: 09/03/2017  
 Time: 8:49 pm

SOUTHEASTERN LOCAL SCHOOL  
 Financial Report by Fund/SCC

Fund #	Fund Description	FYTD Receipts	MTD Expenditures	FYTD Expenditures	Current Fund Balance	Current Encumbrances	Unencumbered Fund Balance	Bank Code	
022 9082	PRINCIPAL'S FUND/STAFF RECOGNITION	2,660.22	113.55	113.55	1,570.00	1,570.00	1,203.77	60.42	1,143.35
022 9208	2008 Section 125	7.15	0.00	19.02	0.00	0.00	26.17	0.00	26.17
022 9281	PRINCIPAL'S FUND/STAFF RECOGNITION	4,202.16-	0.00	0.00	109.96	109.96	4,312.12-	818.04	5,130.16-
027 0000	BWC Distribution Account	62,939.31	3,272.58	6,580.67	0.00	0.00	69,519.98	18,279.04	51,240.94
200 9000	Washington DC Trip	66.00	0.00	0.00	0.00	0.00	66.00	0.00	66.00
200 9013	Class of 2013	816.46	0.00	0.00	0.00	0.00	816.46	0.00	816.46
200 9014	Class of 2014	250.00	0.00	0.00	0.00	0.00	250.00	0.00	250.00
200 9015	Class of 2015	187.01	0.00	0.00	0.00	0.00	187.01	0.00	187.01
200 9016	Class of 2016	381.97	0.00	0.00	0.00	0.00	381.97	0.00	381.97
200 9017	Class of 2017	41.15	0.00	0.00	222.42	222.42	181.27-	885.53	1,066.80-
200 9018	Class of 2018	2,388.69	0.00	0.00	0.00	0.00	2,388.69	0.00	2,388.69
200 9019	Class of 2019	641.12-	0.00	0.00	0.00	579.79	1,220.91-	0.00	1,220.91-
200 9020	Class of 2020	461.87	0.00	0.00	0.00	0.00	461.87	0.00	461.87
200 9201	FUTURE FARMERS OF AMERICA	2,881.24	139.00	139.00	0.00	210.00	2,810.24	4,295.00	1,484.76-
200 9202	FAMILIES CAREERS & COMMUNITY LEADERS OF AMERI	3,232.68	0.00	0.00	0.00	0.00	3,232.68	1,672.55	1,560.13
200 9203	FUTURE EDUCATORS OF AMERICA	119.74	0.00	0.00	0.00	0.00	119.74	0.00	119.74

Date: 09/03/2017  
 Time: 8:49 pm

SOUTHEASTERN LOCAL SCHOOL  
 Financial Report by Fund/SCC

Fund #	Fund Description	FYTD Receipts	MTD Expenditures	FYTD Expenditures	Current Fund Balance	Current Encumbrances	Unencumbered Fund Balance	Bank Code
200 9205	NATIONAL HONOR SOCIETY 580.44	0.00	0.00	0.00	580.44	580.00	0.44	1
200 9206	STUDENT COUNCIL - HI SCHOOL 0.00	0.00	7.16	7.16	7.16-	784.87	792.03-	
200 9207	ACHIEVEMENT THRU TEAMWORK 668.01	0.00	0.00	0.00	668.01	0.00	668.01	
200 9208	Spanish Club 329.02	0.00	0.00	0.00	329.02	0.00	329.02	
200 9210	SPIRIT CLUB 1,708.82	760.00	760.00	0.00	2,468.82	12.00	2,456.82	
200 9215	LAND LAB 264.28	0.00	0.00	0.00	264.28	0.00	264.28	
200 9216	MIAMI VIEW MIDDLE SCHOOL STUDENT COUNCIL 5,159.81	0.00	960.54	960.54	4,199.27	81.00	4,118.27	1
200 9217	Jr. High Student Council 5,438.17	0.00	0.00	0.00	5,438.17	0.00	5,438.17	
200 9222	S.A.D.D. CASH 206.74	0.00	0.00	0.00	206.74	0.00	206.74	
200 9225	H2O HELP TO OTHERS 1,060.87	0.00	0.00	0.00	1,060.87	0.00	1,060.87	
200 9226	Art Club 1,788.16	0.00	0.00	0.00	1,788.16	0.00	1,788.16	
300 0000	STUDENT PARTICIPATION FEES 419.82-	0.00	0.00	0.00	419.82-	0.00	419.82-	
300 9302	BAND 9,792.48	0.00	0.00	0.00	9,792.48	0.00	9,792.48	
300 9303	CHEERLEADERS - HI SCHOOL 3,839.27	235.00	3,627.50	8,990.70	4,916.43-	797.85	5,714.28-	
300 9304	CHOIR - HI SCHOOL 730.43	0.00	0.00	0.00	730.43	0.00	730.43	
300 9305	DRAMA - HI SCHOOL 9,886.08	0.00	0.00	191.16	9,694.92	852.26	8,842.66	

Date: 09/03/2017  
 Time: 8:49 pm

SOUTHEASTERN LOCAL SCHOOL  
 Financial Report by Fund/SCC

Fund #	Fund Description	FYTD Receipts	MTD Expenditures	FYTD Expenditures	Current Fund Balance	Current Encumbrances	Unencumbered Fund Balance	Bank Code
300	9306 Bowling Club 3,010.15-	0.00	0.00	0.00	3,010.15-	0.00	3,010.15-	
300	9308 TROJAN TIMES 1.66	0.00	0.00	0.00	1.66	0.00	1.66	
300	9309 YEARBOOK 5,096.11-	0.00	275.00	0.00	4,821.11-	2,615.90	7,437.01-	
300	9312 Wrestling Club 321.34-	0.00	9,000.00	9,000.00	9,321.34-	0.00	9,321.34-	
300	9313 CHEERLEADERS - MIAMI VIEW 879.09	0.00	2,350.00	2,350.00	1,470.91-	181.50	1,652.41-	
300	9320 ATHLETICS - HI SCHOOL 22,340.67	7,577.00	6,876.11	11,219.70	18,697.97	27,675.91	8,977.94-	1
300	9330 ATHLETICS MIAMI VIEW 214.26	259.00	627.44	1,201.37	728.11-	5,034.65	5,762.76-	1
450	9407 SCHOOLNET 0.01	0.00	0.00	0.00	0.01	0.00	0.01	
459	9903 OHIO READS GRANT 300.00	0.00	0.00	0.00	300.00	0.00	300.00	
459	9905 OHIO READS 2,000.00	0.00	0.00	0.00	2,000.00	0.00	2,000.00	
499	9014 Early Literacy Grant 7,805.06	0.00	0.00	0.00	7,805.06	0.00	7,805.06	
499	9017 Parent Mentor Services 0.00	1,000.00	0.00	1,000.00	0.00	0.00	0.00	
499	9107 Project Lead the Way 0.45	0.00	0.00	0.00	0.45	0.00	0.45	
499	9900 BUILDING INCENTIVE 128.59	0.00	0.00	0.00	128.59	0.00	128.59	
516	9602 TITLE IV-B 2002 0.56	0.00	0.00	0.00	0.56	0.00	0.56	
516	9617 IDEA PART B 6,790.61	0.00	13,970.76	26,315.20	19,524.59-	0.00	19,524.59-	

Date: 09/03/2017  
 Time: 8:49 pm

SOUTHEASTERN LOCAL SCHOOL  
 Financial Report by Fund/SCC

Fund #	Fund Description	FYTD Receipts	MTD Expenditures	FYTD Expenditures	Current Fund Balance	Current Encumbrances	Unencumbered Fund Balance	Bank Code
572 9216	TITLE I 0.00	0.00	1,784.49	2,676.75	2,676.75-	0.00	2,676.75-	
572 9217	TITLE I 10,080.63	0.00	9,982.82	22,435.96	12,355.33-	990.76	13,346.09-	
573 9302	TITLE VI-INNOVATIVE 1.00	0.00	0.00	0.00	1.00	0.00	1.00	
599 9017	MISC. FED. GRANT 0.00	0.00	0.00	3,787.00	3,787.00-	0.00	3,787.00-	
GRAND TOTALS:								
	6,977,545.05	1,169,050.55	2,957,781.87	870,415.39	2,075,792.12	7,859,534.80	859,886.84	6,999,647.96

-- Options Summary --

Output file: CHEKPY.TXT  
Print options page? (Y,N) Y  
Sort options: C  
Check types to select. (D,I,M,P,R,T,W): W,P,R,M  
Print vendor from PO or check. (P,C): P  
Date Selection From: 08/01/2017  
To: 08/31/2017  
Summary or Detail report? (S,D) S  
Single or Double space summary report? (S,D) S  
Include or Exclude the following vendors?(I,E) I

BAT\_CHEKPY executed by SE\_BMCKEE on node MVECA0:: at 3-SEP-2017 20:16:06.48

Date: 09/03/2017  
 Time: 8:16 pm

SOUTHEASTERN LOCAL SCHOOL  
 SORT BY CHECK NUMBER  
 CHECK DATES BETWEEN 08/01/2017 AND 08/31/2017  
 WARRANT, REFUND, MEMO, PAYROLL CHECKS

Page: 1  
 (CHEKPY)

CHECK	TYPE	DATE	VENDOR	VENDOR	STATUS/DATE	BANK CODE	CHECK AMOUNT
094826	W	08/08/2017	AMERITECH	010200	RECONCILED:08/31/2017		536.69
094827	W	08/08/2017	Brian Hecker	034688	RECONCILED:08/31/2017		200.00
094828	W	08/08/2017	Burleson Law Offices, LLC	033353	RECONCILED:08/31/2017		512.50
094829	W	08/08/2017	CARDINAL BUS SALES & SERVICE	011859	RECONCILED:08/31/2017		950.00
094830	W	08/08/2017	Carr Supply Springfield	034750	RECONCILED:08/31/2017		89.12
094831	W	08/08/2017	CLARK COUNTY EDUCATIONAL SERVICE CENTER	002300	RECONCILED:08/31/2017		29.86
094832	W	08/08/2017	CLASSROOM DIRECT	031777	RECONCILED:08/31/2017		22.27
094833	W	08/08/2017	COUNTRY MINI MART	030851	RECONCILED:08/31/2017		253.49
094834	W	08/08/2017	D.A. Robers & Associates, Inc.	033102	RECONCILED:08/31/2017		2,700.00
094835	W	08/08/2017	DAVID MORROW	008609	RECONCILED:08/31/2017		46.01
094836	W	08/08/2017	DAYTON POWER AND LIGHT COMPANY	032183	RECONCILED:08/31/2017		904.36
094837	W	08/08/2017	De Lage Landen	034335	RECONCILED:08/31/2017		1,688.00
094838	W	08/08/2017	DELANEY PLUMBING	003400	RECONCILED:08/31/2017		105.35
094839	W	08/08/2017	ENASCO	034471	RECONCILED:08/31/2017		116.56
094840	W	08/08/2017	FOLLETT EDUCATIONAL SERVICES	004490	RECONCILED:08/31/2017		200.00
094841	W	08/08/2017	Gopher	032882	RECONCILED:08/31/2017		520.53
094842	W	08/08/2017	H. W. MANN & SONS	007650	RECONCILED:08/31/2017		120.00
094843	W	08/08/2017	Ibikunle Williams	034336		1	30.00
094844	W	08/08/2017	IRA TRAVIS	013046	RECONCILED:08/31/2017		89.88
094845	W	08/08/2017	B2B Computer Products LLC DBA: ITsavvy	034144	RECONCILED:08/31/2017		1,775.00
094846	W	08/08/2017	JANTON COMPANY	006405	RECONCILED:08/31/2017		170.85
094847	W	08/08/2017	Jason Ennis	034462	RECONCILED:08/31/2017		200.00
094848	W	08/08/2017	Keith Crochran	033237		1	30.00
094849	W	08/08/2017	Lakeshore Learning Materials	032560	RECONCILED:08/31/2017		68.98
094850	W	08/08/2017	Leadertech Systems of Chicago	034251	RECONCILED:08/31/2017		2,150.00
094851	W	08/08/2017	Mabe's Clothing & Athletic Apparel	033747	RECONCILED:08/31/2017		337.50
094852	W	08/08/2017	Megacity Fire Protection	034142	RECONCILED:08/31/2017		98.00
094853	W	08/08/2017	n2y	035075	RECONCILED:08/31/2017		169.00
094854	W	08/08/2017	NEOLA, Inc.	032628	RECONCILED:08/31/2017		650.00
094855	W	08/08/2017	OHIO ACTIVITIES ASSOC CHEER OHIO-OASSA	010130	RECONCILED:08/31/2017		5,640.00
094856	W	08/08/2017	Ohio Mobile Shredding	032609	RECONCILED:08/31/2017		133.55
094857	W	08/08/2017	OHIO SCHOOL BOARD ASSOCIATION	010262	RECONCILED:08/31/2017		300.00
094858	W	08/08/2017	Peoples Publishing Group	033079	RECONCILED:08/31/2017		854.43
094859	W	08/08/2017	PREMIER SCHOOL AGENDA	030988	RECONCILED:08/31/2017		968.31
094860	W	08/08/2017	Purdy Company	035038	RECONCILED:08/31/2017		2,548.00
094861	W	08/08/2017	QUILL OFFICE SUPPLIES	010750	RECONCILED:08/31/2017		8,971.92
094862	W	08/08/2017	REALLY GOOD STUFF	032056	RECONCILED:08/31/2017		127.86
094863	W	08/08/2017	Regal Trophy	035012	RECONCILED:08/31/2017	1	53.45
094864	W	08/08/2017	RENAISSANCE LEARNING	020527	RECONCILED:08/31/2017		2,219.00
094865	W	08/08/2017	Resilite Sports Products, Inc	035061	RECONCILED:08/31/2017		9,000.00
094866	W	08/08/2017	School Nurse Supply	032500	RECONCILED:08/31/2017		644.63
094867	W	08/08/2017	SCHOOL SPECIALTY & BECKLEY CARDY	011672	RECONCILED:08/31/2017		42.84
094868	W	08/08/2017	School Specialty: Office Supplies	034639	RECONCILED:08/31/2017		7.78
094869	W	08/08/2017	SHOEMAKER'S HOME CENTER	011950	RECONCILED:08/31/2017		87.93
094870	W	08/08/2017	Smekens Education	034229	RECONCILED:08/31/2017		55.95

Date: 09/03/2017  
 Time: 8:16 pm

SOUTHEASTERN LOCAL SCHOOL  
 SORT BY CHECK NUMBER  
 CHECK DATES BETWEEN 08/01/2017 AND 08/31/2017  
 WARRANT, REFUND, MEMO, PAYROLL CHECKS

Page: 2  
 (CHEKPY)

CHECK	TYPE	DATE	VENDOR	VENDOR	STATUS/DATE	BANK CODE	CHECK AMOUNT
094871	W	08/08/2017	STANTON SHEET MUSIC	012750	RECONCILED:08/31/2017		778.61
094872	W	08/08/2017	STAPLES, INC ATTN:GRANT SMITH #115	031888	RECONCILED:08/31/2017		79.46
094873	W	08/08/2017	Time Warner Cable-SWO Division	035001	RECONCILED:08/31/2017		8.40
094874	W	08/08/2017	TRIEC, INC.	020083	RECONCILED:08/31/2017		2,265.00
094875	W	08/08/2017	Voyager Sopris Learning	034764	RECONCILED:08/31/2017		819.00
094876	W	08/08/2017	WILSON PRINTING AND GRAPHICS	031158	RECONCILED:08/31/2017		456.15
094877	W	08/08/2017	ZANER-BLOSER	014850	RECONCILED:08/31/2017		71,488.00
094878	W	08/10/2017	GORDON FOOD SERVICE	014629	RECONCILED:08/31/2017		200.00
094879	W	08/10/2017	Los Mariachis	034996	RECONCILED:08/31/2017		1,370.00
094880	W	08/11/2017	PETTY CASH	003101	RECONCILED:08/31/2017	1	1,000.00
094881	W	08/11/2017	Scott Lamb	032726	RECONCILED:08/31/2017		72.96
094882	W	08/22/2017	RIDDELL/ALL AMERICAN	031115	RECONCILED:08/31/2017	1	627.44
094883	W	08/22/2017	Apple Inc.	034275	RECONCILED:08/31/2017	(Multi-bank check)	9,335.85
094884	W	08/22/2017	BAND SHOPPE	031311	RECONCILED:08/31/2017		574.95
094885	W	08/22/2017	BMI EDUCATIONAL SERVICES	001393	RECONCILED:08/31/2017	1 (Multi-bank check)	967.70
094886	W	08/22/2017	Bob Glaser	033189	RECONCILED:08/31/2017	1	57.00
094887	W	08/22/2017	Bookpal	034766	RECONCILED:08/31/2017		1,428.40
094888	W	08/22/2017	BSN Sports	034171	RECONCILED:08/31/2017	1	5,224.00
094889	W	08/22/2017	Buck Run Commercial Doors & Hardware	034898	RECONCILED:08/31/2017		4,962.00
094890	W	08/22/2017	Byrum's Floor Store LLC	034601	RECONCILED:08/31/2017		1,989.50
094891	W	08/22/2017	Capitol Cleaners	034912	RECONCILED:08/31/2017		144.00
094892	W	08/22/2017	Centurylink Business Services	031172	RECONCILED:08/31/2017		4.39
094893	W	08/22/2017	Clark State Community College Attn:OFC of Early Col. Prog	033882	RECONCILED:08/31/2017		116.22
094894	W	08/22/2017	CLASSROOM DIRECT	031777	RECONCILED:08/31/2017		611.33
094895	W	08/22/2017	COLUMBUS CLAY CO.	014917	RECONCILED:08/31/2017		646.87
094896	W	08/22/2017	De Lage Landen	034335	RECONCILED:08/31/2017		1,688.00
094897	W	08/22/2017	DEMCO	003577	RECONCILED:08/31/2017		360.43
094898	W	08/22/2017	DICK BLICK CO.	001387	RECONCILED:08/31/2017		2,616.72
094899	W	08/22/2017	Direct Energy Business Marketing, LLC	034790	RECONCILED:08/31/2017		71.57
094900	W	08/22/2017	EAI Education	032633	RECONCILED:08/31/2017		128.46
094901	W	08/22/2017	ESGI Software	035046	RECONCILED:08/31/2017		368.00
094902	W	08/22/2017	FARNHAM COMPANY JACK FARNHAM	004420	RECONCILED:08/31/2017		9,318.00
094903	W	08/22/2017	Freestyle Photographic Supplie	033596	RECONCILED:08/31/2017		623.93
094904	W	08/22/2017	Furlow's Consulting LLC	034907	RECONCILED:08/29/2017		1,782.96
094905	W	08/22/2017	Habitec Security	032464	RECONCILED:08/31/2017		496.76
094906	W	08/22/2017	Heinemann	034401	RECONCILED:08/31/2017		519.75
094907	W	08/22/2017	HOUGHTON MIFFLIN SCG Technology Orders	020405	RECONCILED:08/31/2017		14,971.10
094908	W	08/22/2017	It's About Time	034130	RECONCILED:08/31/2017		65.95
094909	W	08/22/2017	Ibikunle Williams	034336	RECONCILED:08/31/2017	1	30.00
094910	W	08/22/2017	B2B Computer Products LLC DBA: ITSavvy	034144	RECONCILED:08/31/2017		3,688.00
094911	W	08/22/2017	J.W. Pepper-Georgia Distrib.	032676	RECONCILED:08/31/2017		358.36
094912	W	08/22/2017	Jacobs Telephone Contractors	035071	RECONCILED:08/31/2017		10,072.54
094913	W	08/22/2017	James Bland	034014	RECONCILED:08/31/2017	1	30.00
094914	W	08/22/2017	Jim Fox	033863	RECONCILED:08/31/2017	1	30.00



Date: 09/03/2017  
 Time: 8:16 pm

SOUTHEASTERN LOCAL SCHOOL  
 SORT BY CHECK NUMBER  
 CHECK DATES BETWEEN 08/01/2017 AND 08/31/2017  
 WARRANT, REFUND, MEMO, PAYROLL CHECKS

Page: 3  
 (CHEKPY)

CHECK	TYPE	DATE	VENDOR	VENDOR	STATUS/DATE	BANK CODE	CHECK AMOUNT
094915	W	08/22/2017	JIM MARSHALL	031058	RECONCILED:08/31/2017	1	30.00
094916	W	08/22/2017	Julie Lehman	035079	RECONCILED:08/31/2017	1	57.00
094917	W	08/22/2017	Keith Crochran	033237		1	30.00
094918	W	08/22/2017	KINCAIDS	006764	RECONCILED:08/31/2017		23.98
094919	W	08/22/2017	Lakeshore Learning Materials	032560	RECONCILED:08/31/2017		103.47
094920	W	08/22/2017	Library Store Inc, The	033963	RECONCILED:08/31/2017		1,224.76
094921	W	08/22/2017	Little Caesar Pizza Kit Fundraising Program	034834		1	1,550.00
094922	W	08/22/2017	MailFinance	033980	RECONCILED:08/31/2017		285.00
094923	W	08/22/2017	MARK M. MILLER	020766		1	30.00
094924	W	08/22/2017	MUSIC IN MOTION	031778	RECONCILED:08/31/2017		295.47
094925	W	08/22/2017	Musician's Friend	034674	RECONCILED:08/31/2017		2,196.00
094926	W	08/22/2017	Nasco Arts & Crafts	033039	RECONCILED:08/31/2017		167.38
094927	W	08/22/2017	NASCO	008682	RECONCILED:08/31/2017		1,192.13
094928	W	08/22/2017	PASCO SCIENTIFIC	020424	RECONCILED:08/31/2017		109.00
094929	W	08/22/2017	PAXTON/PATTERSON Attn: Kathy Manders	010367	RECONCILED:08/31/2017		101.69
094930	W	08/22/2017	PREMIER SCHOOL AGENDA	030988	RECONCILED:08/31/2017		3,669.00
094931	W	08/22/2017	QUILL OFFICE SUPPLIES	010750			2,262.66
094932	W	08/22/2017	REALLY GOOD STUFF	032056			342.25
094933	W	08/22/2017	SCANTRON CORP	011530	RECONCILED:08/31/2017		669.32
094934	W	08/22/2017	Teacher Store @Scholastic.com	033753	RECONCILED:08/31/2017		19.13
094935	W	08/22/2017	Scholastic Inc.	032833	RECONCILED:08/31/2017		274.73
094936	W	08/22/2017	School Health Corporation	034123	RECONCILED:08/31/2017	1	105.99
094937	W	08/22/2017	School Outfitters	034307	RECONCILED:08/31/2017		1,899.20
094938	W	08/22/2017	SCHOOL SPECIALTY & BECKLEY CARDY	011672	RECONCILED:08/31/2017		120.60
094939	W	08/22/2017	School Specialty Marketplace	034604	RECONCILED:08/31/2017		466.86
094940	W	08/22/2017	School Specialty: Office Supplies	034639	RECONCILED:08/31/2017		7.78
094941	W	08/22/2017	Science Lab Supplies	035062			112.51
094942	W	08/22/2017	SHOEMAKER'S GROCERY	011900	RECONCILED:08/31/2017		43.85
094943	W	08/22/2017	SPRADLIN BROS WELDING CO	030980	RECONCILED:08/31/2017	1	330.00
094944	W	08/22/2017	STANTON SHEET MUSIC	012750	RECONCILED:08/31/2017		944.31
094945	W	08/22/2017	STAPLES, INC ATTN:GRANT SMITH #115	031888	RECONCILED:08/31/2017		400.68
094946	W	08/22/2017	TEACHER'S DISCOVERY	030229	RECONCILED:08/31/2017		150.53
094947	W	08/22/2017	Todd Flora	033658		1	30.00
094948	W	08/22/2017	Ward's Science	034622	RECONCILED:08/31/2017		1,313.57
094949	W	08/22/2017	West Interactive Services Corporation	035070	RECONCILED:08/31/2017		702.00
094950	W	08/22/2017	WILSON PRINTING AND GRAPHICS	031158			436.33
094951	W	08/25/2017	CARDINAL BUS SALES & SERVICE	011859	RECONCILED:08/31/2017		691.18
094952	W	08/25/2017	DALE COX	003138		1	25.00
094953	W	08/25/2017	DAVE PFISTER	010460		1	50.00
094954	W	08/25/2017	Direct Mechanical	034722	RECONCILED:08/31/2017		750.00
094955	W	08/25/2017	Donald O'Connor	033464		1	25.00
094956	W	08/25/2017	Eric Boone	034666		1	50.00
094957	W	08/25/2017	Gem City Tire	033016	RECONCILED:08/31/2017		1,249.08
094958	W	08/25/2017	Harold Harris	033453		1	25.00
094959	W	08/25/2017	Hearlihy	032623			257.95

Date: 09/03/2017  
 Time: 8:16 pm

SOUTHEASTERN LOCAL SCHOOL  
 SORT BY CHECK NUMBER  
 CHECK DATES BETWEEN 08/01/2017 AND 08/31/2017  
 WARRANT, REFUND, MEMO, PAYROLL CHECKS

Page: 4  
 (CHEKPY)

CHECK	TYPE	DATE	VENDOR	VENDOR	STATUS/DATE	BANK CODE	CHECK AMOUNT
094960	W	08/25/2017	Houghton Mifflin	032635			155.80
094961	W	08/25/2017	Jim Journell	032392		1	50.00
094962	W	08/25/2017	JIM MARSHALL	031058		1	25.00
094963	W	08/25/2017	Keith Crochran	033237		1	75.00
094964	W	08/25/2017	Kelly Gootee	034238	RECONCILED:08/31/2017		240.00
094965	W	08/25/2017	MIKE MCNEIL	004007		1	50.00
094966	W	08/25/2017	Ohio Valley Medical Center	034920			3,000.00
094967	W	08/25/2017	Pat Catan's	034330			61.92
094968	W	08/25/2017	QUILL OFFICE SUPPLIES	010750			97.57
094969	W	08/25/2017	REALLY GOOD STUFF	032056			653.81
094970	W	08/25/2017	School Outfitters	034307	RECONCILED:08/31/2017		66.19
094971	W	08/25/2017	SCHOOL SPECIALTY & BECKLEY CARDY	011672			57.63
094972	W	08/25/2017	SHOEMAKER'S GROCERY	011900			109.96
094973	W	08/25/2017	Sunrise Co-Op	032513	RECONCILED:08/31/2017		92.30
094974	W	08/25/2017	Time Warner Cable-SWO Division	035001			12.60
094975	W	08/25/2017	Ward's Science	034622			307.03
094976	W	08/25/2017	Ohio University	035080		1	1,000.00
094977	W	08/31/2017	Jim "Basketball" Jones Progam	034979			650.00
992647	C	08/04/2017	PAYROLL	900005	RECONCILED:08/31/2017	(Multi-bank check)	199,085.07
992649	M	08/08/2017	AUDITOR CLARK COUNTY	900022			20,510.21
992650	M	08/02/2017	SECURITY NATIONAL BANK	900042			3,598.47
992651	C	08/08/2017	PAYROLL	900005	RECONCILED:08/31/2017		7,993.27
992652	M	08/10/2017	AUDITOR GREENE COUNTY	900010			365.93
992653	C	08/18/2017	PAYROLL	900005	RECONCILED:08/31/2017	(Multi-bank check)	209,980.63
992654	M	08/25/2017	FOUNDATION	900014		(Multi-bank check)	115,991.47
992655	M	08/18/2017	EPC-Self-Funded Medical Plan	900052		(Multi-bank check)	81,796.48
992656	M	08/18/2017	EPC Dental/Vision Benefit Plan Dental Plan	900053		(Multi-bank check)	4,695.12
992657	M	08/18/2017	EPC-Dental/Vision Benefit Plan Vision Plan	900054		(Multi-bank check)	1,258.00
992658	M	08/18/2017	Sun Life Assurance Company of Canada	900055		(Multi-bank check)	366.00
992659	M	08/25/2017	AUDITOR CLARK COUNTY	900022			123.03
992661	M	08/31/2017	SECURITY NATIONAL BANK	900042			100.00
992662	M	08/10/2017	SECURITY NATIONAL BANK	900042			195.00
992663	M	08/05/2017	PAYROLL	900005		(Multi-bank check)	4,163.91
992664	M	08/04/2017	RETIREMENT STRS	900001			1,014.45
992665	M	08/04/2017	RETIREMENT SERS	900002			297.91
992666	M	08/18/2017	PAYROLL	900005		(Multi-bank check)	4,581.85
992667	M	08/18/2017	RETIREMENT STRS	900001			3,625.85
992668	M	08/18/2017	RETIREMENT SERS	900002			296.43
-----							
V VOIDED CHECKS			0	CHECK TOTALS		0.00	
R RECONCILED CHECKS			116	CHECK TOTALS		632,523.27	
-----							
W WARRANT CHECKS			152	CHECK TOTALS		230,392.56	
M MEMO CHECKS			17	CHECK TOTALS		242,980.11	
B REFUND CHECKS			0	CHECK TOTALS		0.00	
I INVESTMENT CHECKS			0	CHECK TOTALS		0.00	
T TRANSFER CHECKS			0	CHECK TOTALS		0.00	
D DISTRIBUTION CHECKS			0	CHECK TOTALS		0.00	

Date: 09/03/2017  
Time: 8:16 pm

SOUTHEASTERN LOCAL SCHOOL  
SORT BY CHECK NUMBER  
CHECK DATES BETWEEN 08/01/2017 AND 08/31/2017  
WARRANT, REFUND, MEMO, PAYROLL CHECKS

Page: 5  
(CHEKPY)

CHECK	TYPE	DATE	VENDOR	VENDOR	STATUS/DATE	BANK CODE	CHECK AMOUNT
C	PAYROLL CHECKS		3	CHECK TOTALS	417,058.97		
	MISSING CHECKS		0				
**	TOTAL CHECKS (LESS VOIDED)		172	** TOTAL NET	890,431.64		
***	TOTAL CHECKS WRITTEN		172	*** GRAND TOTALS	890,431.64		