

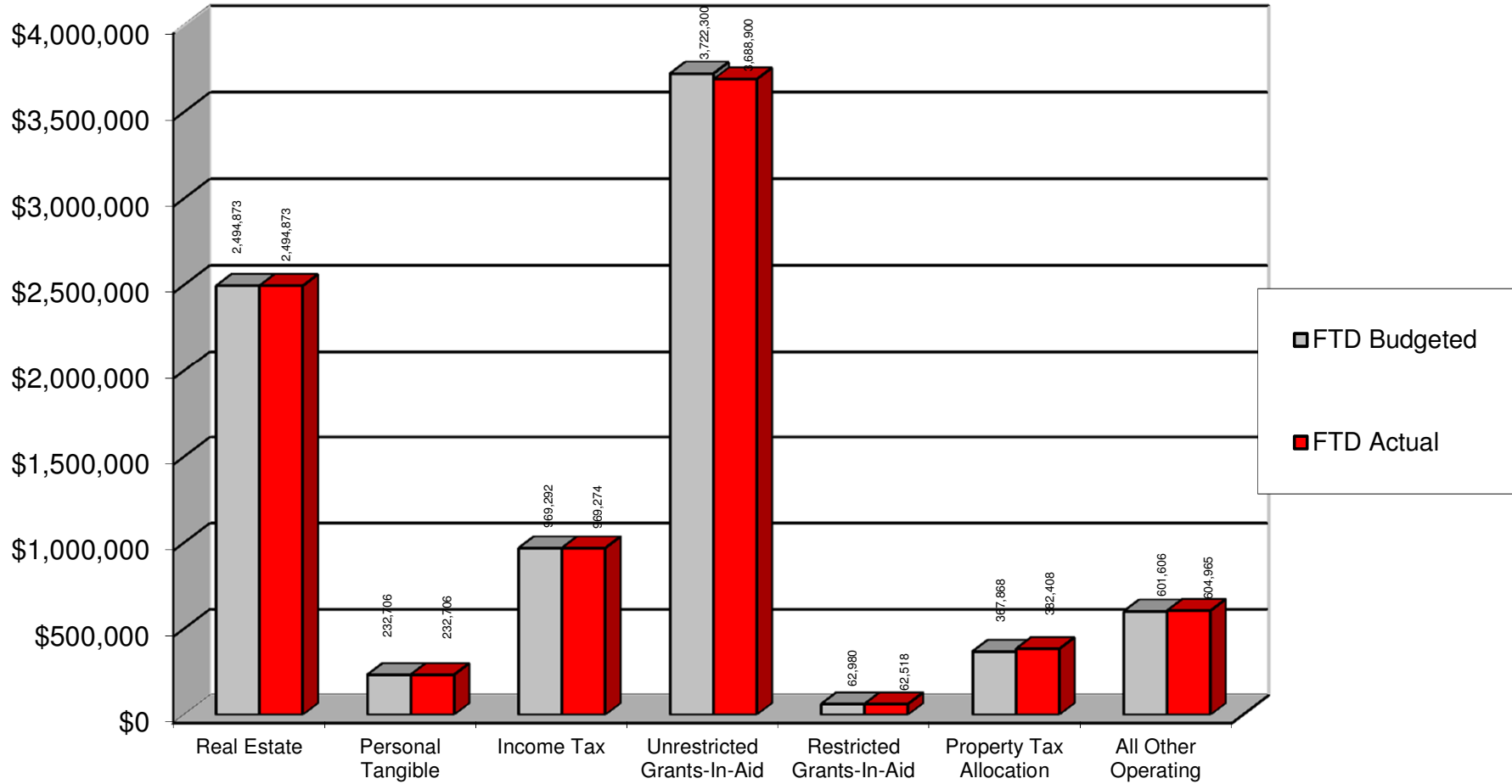
SOUTHEASTERN LOCAL SCHOOL DISTRICT

FINANCIAL REPORT

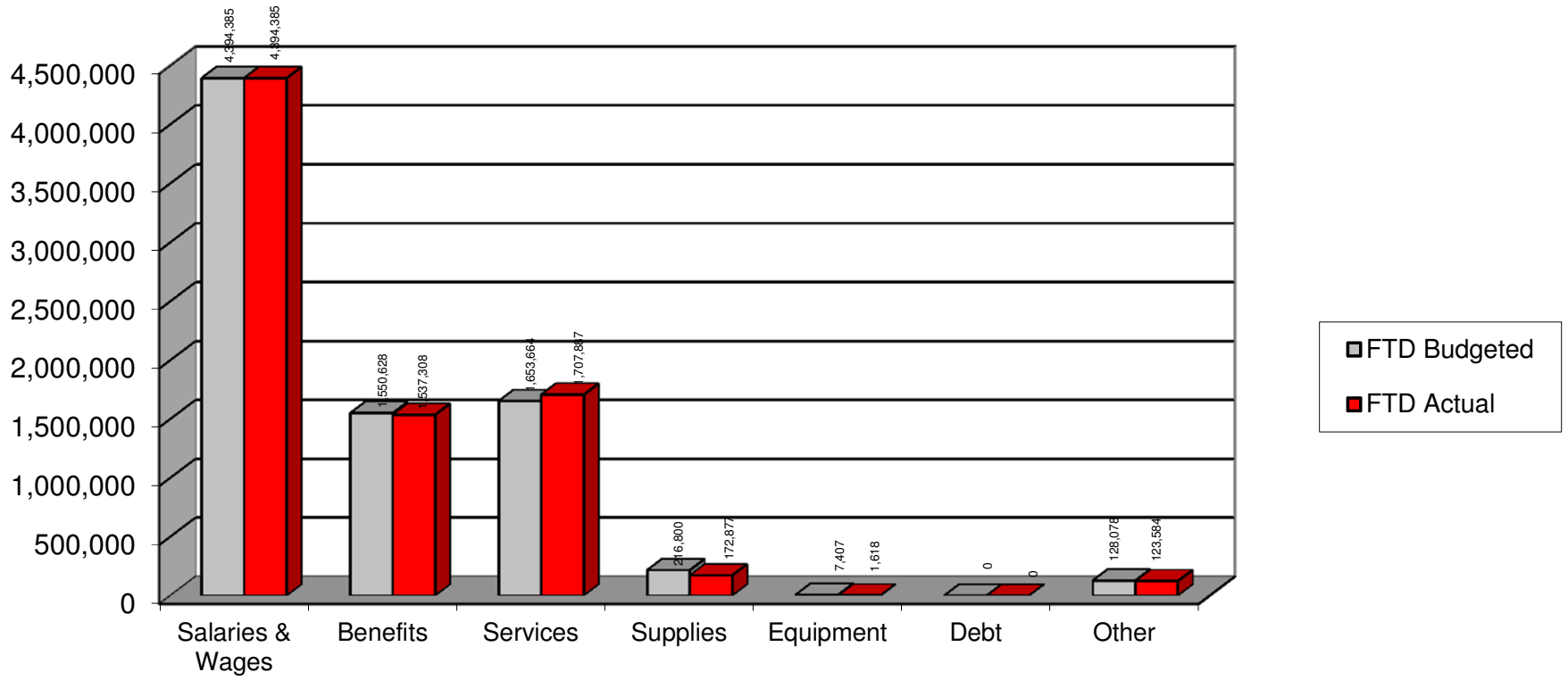
05/31/2017



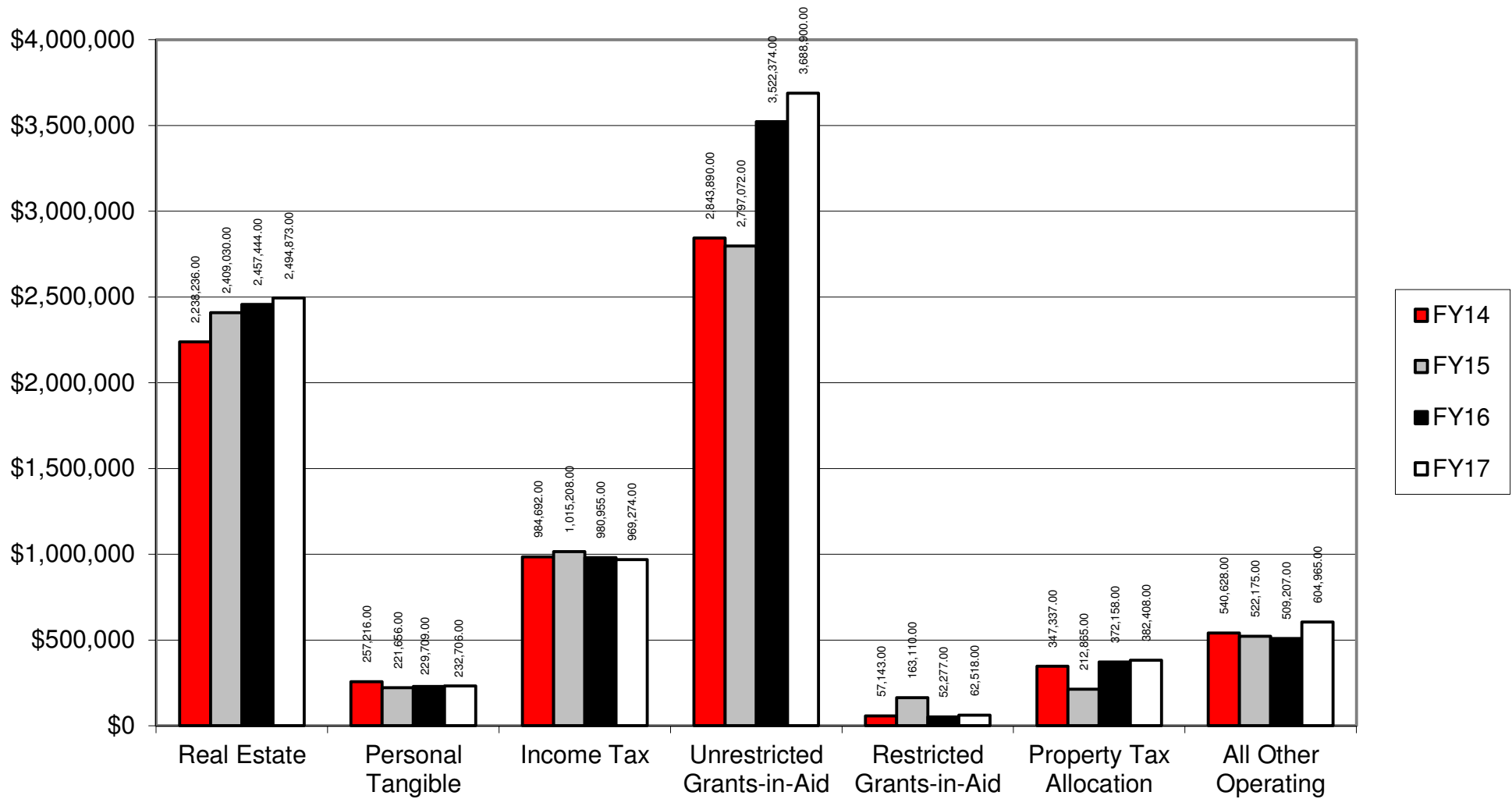
FTD BUDGETED vs. FTD ACTUAL



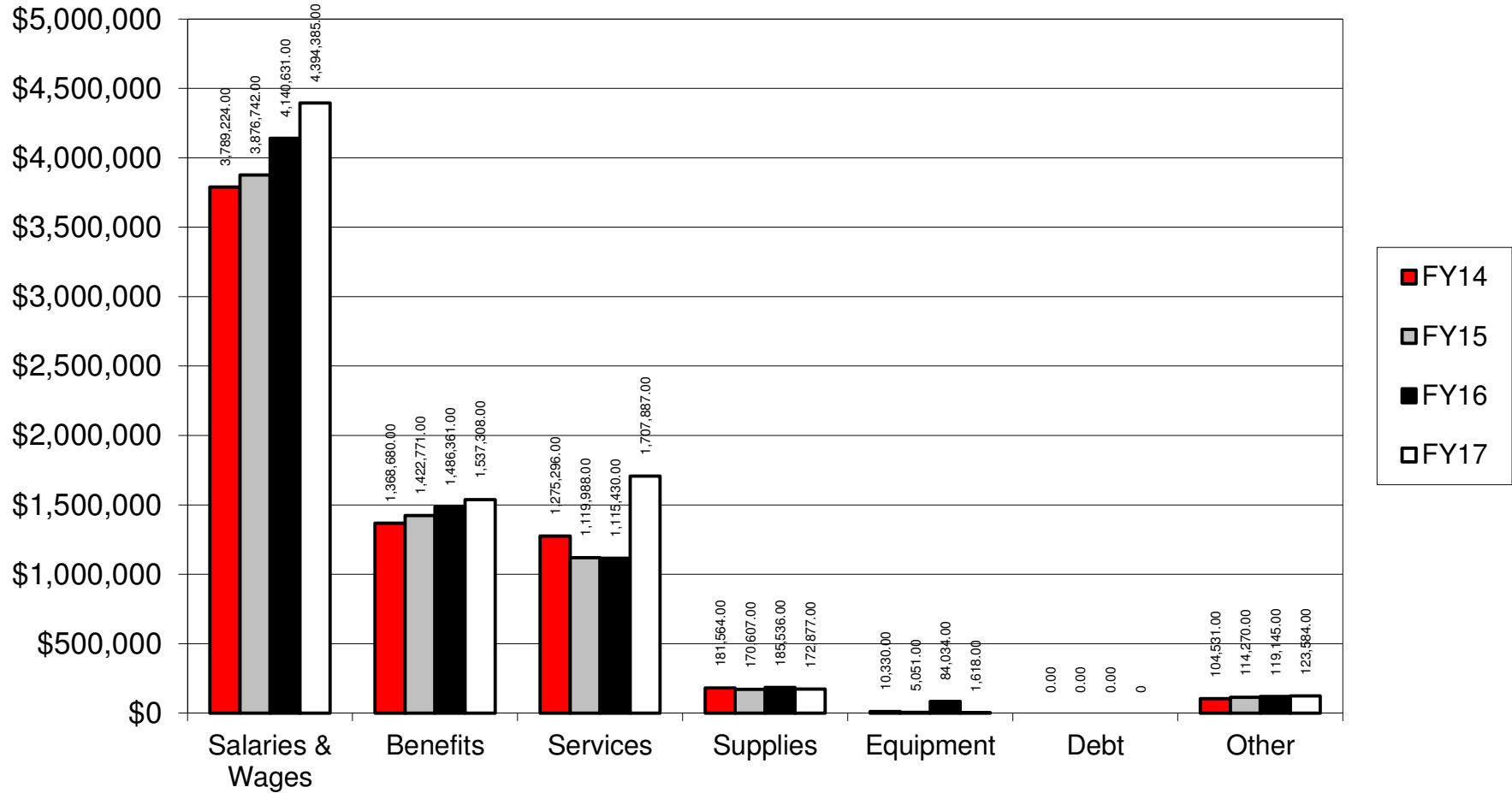
FTD BUDGETED vs. FTD ACTUAL



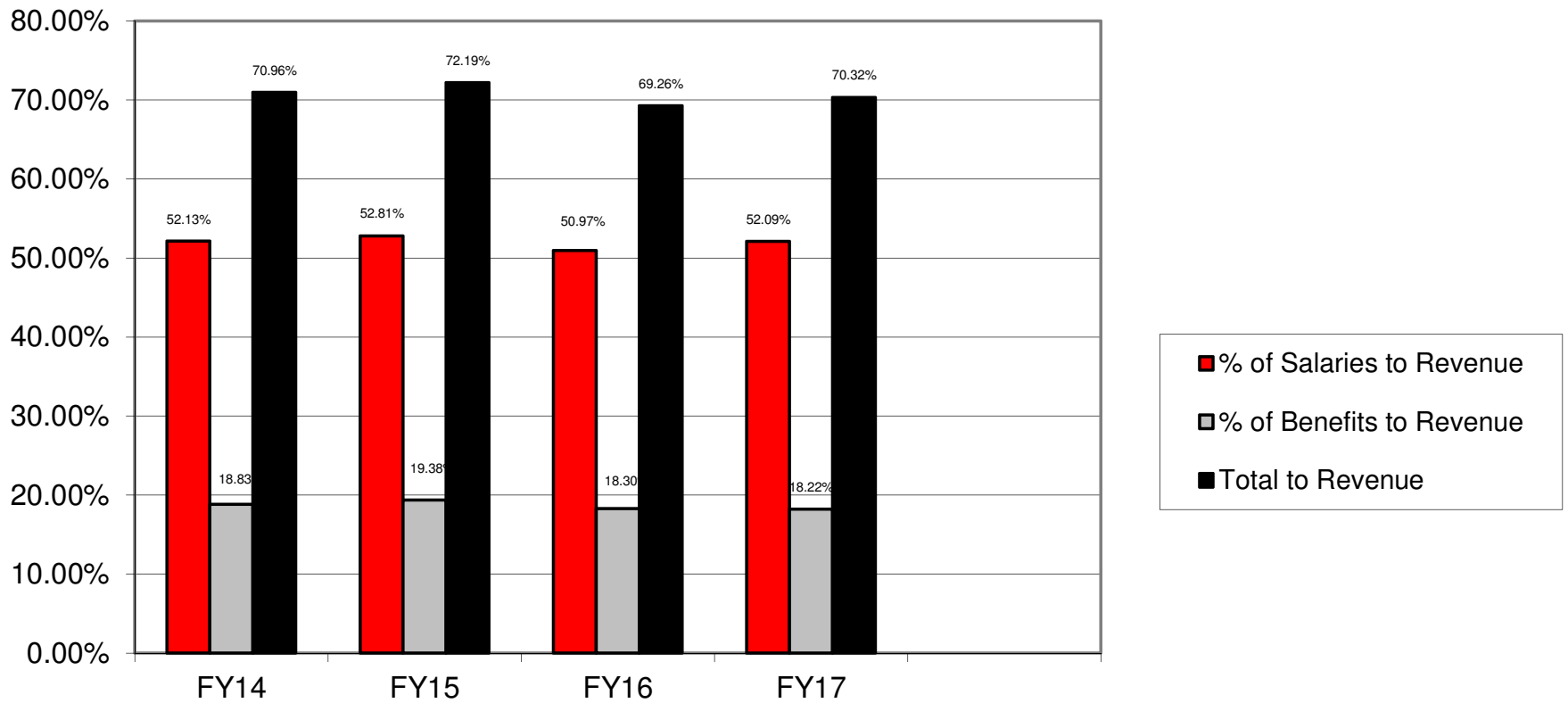
HISTORICAL REVENUE



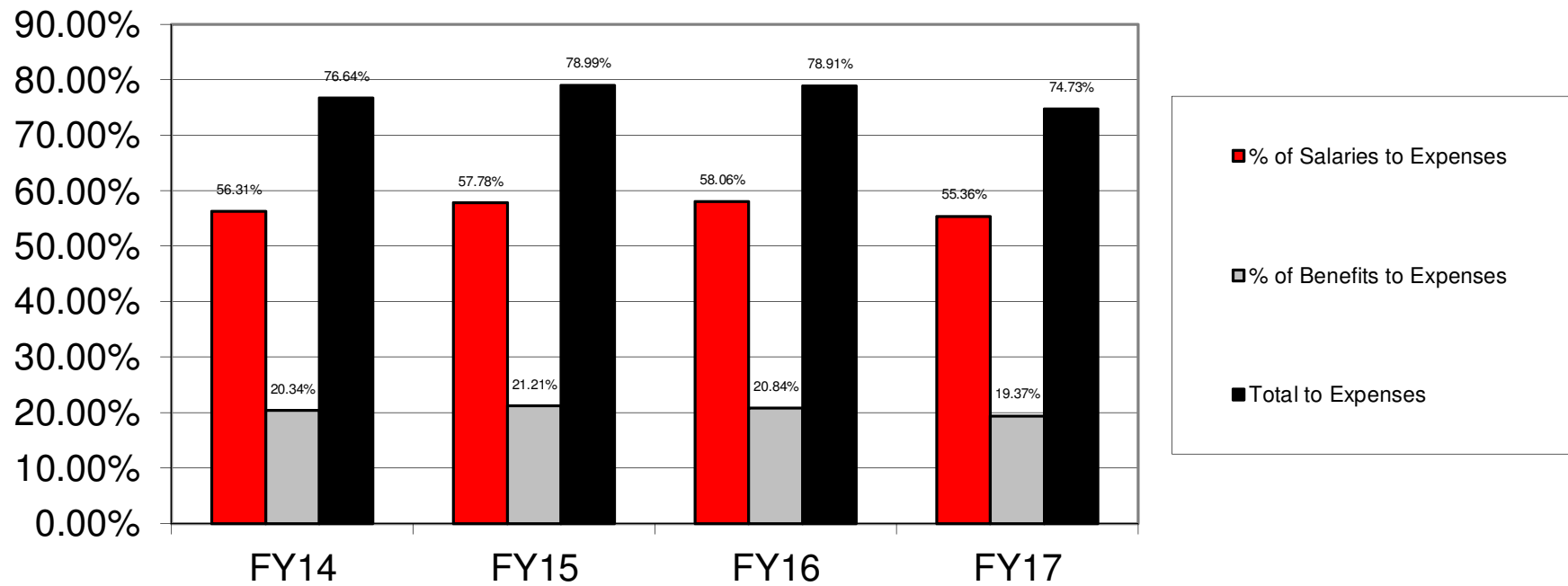
HISTORICAL EXPENDITURES



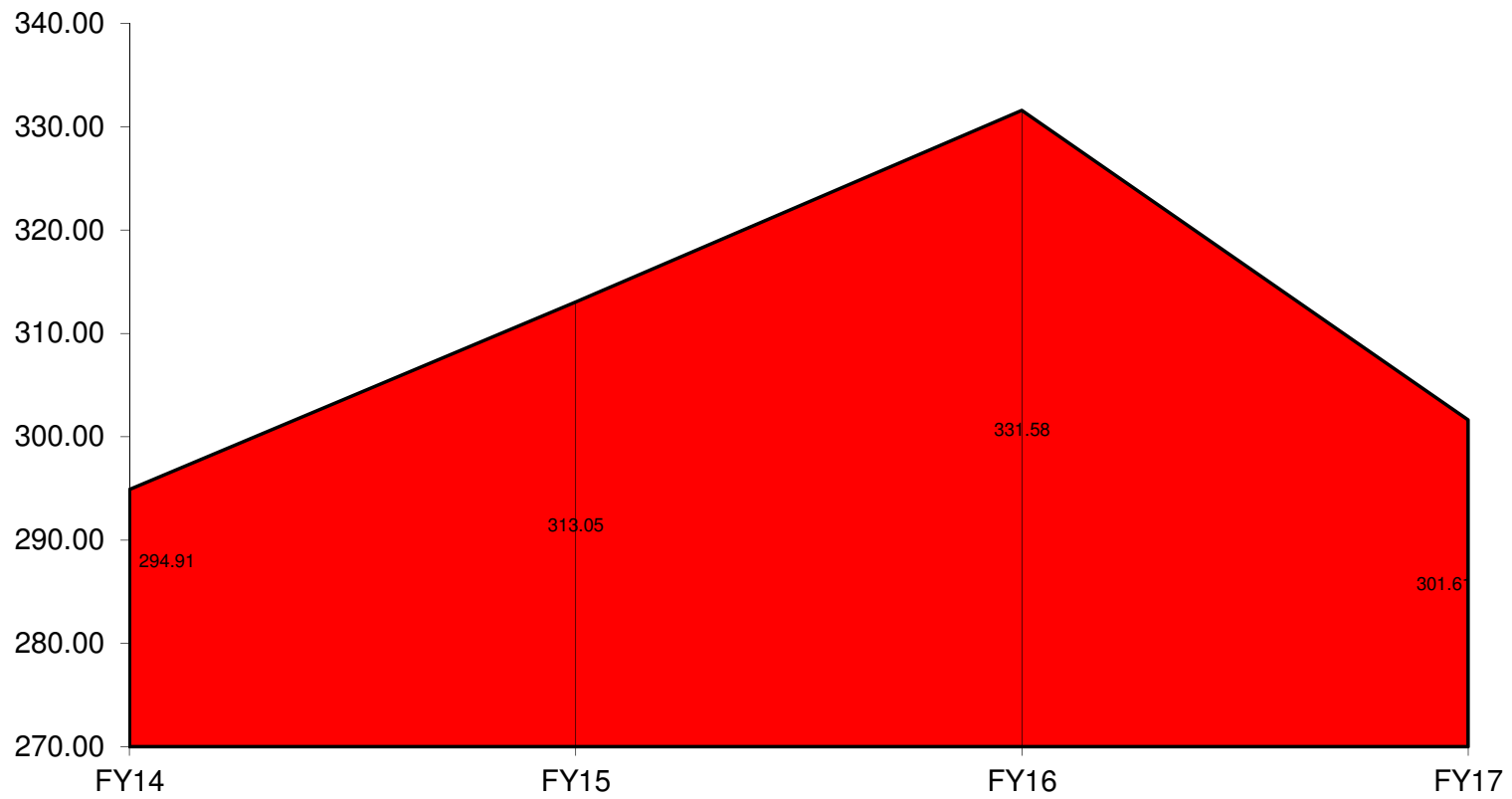
% OF SALARIES AND BENEFITS TO REVENUE



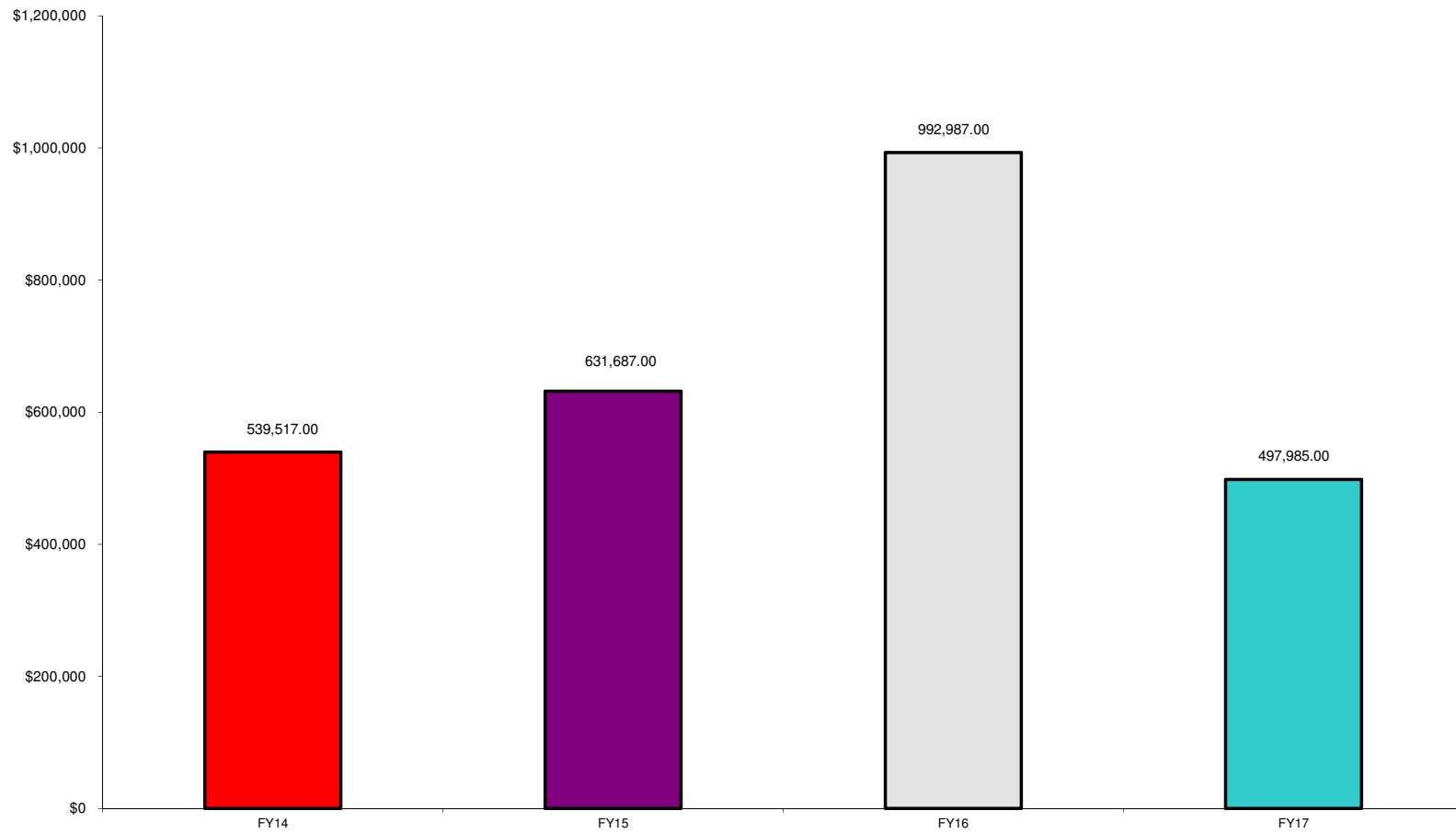
% OF SALARIES AND BENEFITS TO EXPENDITURES



Days of Operating Cash



SURPLUS/DEFICIT



**MONTHLY BUDGET VARIANCE
SOUTHEASTERN LOCAL SCHOOLS**

	FTD Budgeted	FTD Actual	Variance	Percentage Variance	MTD Budgeted	MTD Actual	Variance	Percentage Variance
REVENUE								
General Property (Real Estate)	\$2,494,873	\$2,494,873	\$0	0.00%	\$0	\$0	\$0	-
Tangible Personal Property	232,706	232,706	0	0.00%	0	0	0	-
Income Tax	969,292	969,274	(18)	0.00%	269,032	330,090	61,058	22.70%
Unrestricted Grants-In-Aid	3,722,300	3,688,900	(33,400)	-0.90%	355,638	6,840	(348,798)	-98.08%
Restricted Grants-In-Aid	62,980	62,518	(462)	-0.73%	3,701	0	(3,701)	-
Restricted Grants-In-Aid - SFSF	0	0	0	-	0	0	0	-
Property Tax Allocation	367,868	382,408	14,540	3.95%	8,630	14,540	5,910	68.48%
All Other Operating Revenue	601,606	604,965	3,359	0.56%	38,386	42,096	3,710	9.66%
TOTAL REVENUE	\$8,451,625	\$8,435,644	(\$15,981)	-0.19%	\$675,387	\$393,566	(\$281,821)	-41.73%
EXPENDITURES								
Salaries & Wages	\$4,394,385	\$4,394,385	(\$0)	0.00%	\$395,619	\$391,776	\$3,843	-0.97%
Benefits	1,550,628	1,537,308	13,320	-0.86%	147,282	128,696	18,586	-12.62%
Services	1,653,664	1,707,887	(54,223)	3.28%	186,515	190,490	(\$3,975)	2.13%
Supplies	216,800	172,877	43,923	-20.26%	6,018	17,928	(11,910)	197.91%
Equipment	7,407	1,618	5,789	-78.16%	0	0	\$0	-
Debt	0	0	0	-	0	0	0	-
Other	128,078	123,584	4,494	-3.51%	9,392	3,804	5,588	-59.50%
TOTAL EXPENSES	\$7,950,962	\$7,937,659	\$13,303	-0.17%	\$744,826	\$732,694	\$12,132	-1.63%
SURPLUS/DEFICIT	\$500,663	\$497,985	(\$2,678)	-0.53%	(\$69,439)	(\$339,128)	(\$269,689)	388.38%
OTHER USES/SOURCES								
Transfers/Advances In	291,995	291,995	0	0.00%	0	0	0	-
Transfers/Advances Out	0	0	0	-	0	0	0	-
All Other Financing Sources/(Uses)	142,806	142,850	44	0.03%	0	0	\$0	-
NET SOURCES/USES	434,801	434,845	44	0.01%	0	0	0	-
BEGINNING CASH	\$6,590,286	\$6,590,282	(\$4)	0.00%	\$7,577,733	\$7,862,240	\$284,507	3.75%
ENDING CASH	\$7,525,750	\$7,523,112	(\$2,638)	-0.04%	\$7,508,294	\$7,523,112	\$14,818	0.20%
ENCUMBRANCES	\$421,000	\$376,536	(\$44,464)	-10.56%	\$421,000	\$376,536	(\$44,464)	-10.56%
UNENCUMBERED CASH	\$7,104,750	\$7,146,576	\$41,826	0.59%	\$7,087,294	\$7,146,576	\$59,282	0.84%

**HISTORICAL COMPARISON BY OBJECT
SOUTHEASTERN LOCAL SCHOOLS**

	FY 14 7/13-05/14	FY 15 7/14-05/15	% of Change	FY 16 7/15-05/16	% of Change	FY 17 7/16-05/17	% of Change
REVENUE							
General Property (Real Estate)	\$2,238,236	\$2,409,030	7.63%	2,457,444	2.01%	\$2,494,873	1.52%
Tangible Personal Property	257,216	221,656	-13.82%	229,709	3.63%	232,706	1.30%
Income Tax	984,692	1,015,208	3.10%	980,955	-3.37%	969,274	-1.19%
Unrestricted Grants-in-Aid	2,843,890	2,797,072	-1.65%	3,522,374	25.93%	3,688,900	4.73%
Restricted Grants-in-Aid	57,143	163,110	185.44%	52,277	-67.95%	62,518	19.59%
Restricted Grants-in-Aid - SFSF	0	0	-	0	-	0	-
Property Tax Allocation	347,337	212,865	-38.72%	372,158	74.83%	382,408	2.75%
All Other Operating Revenue	540,628	522,175	-3.41%	509,207	-2.48%	604,965	18.81%
TOTAL REVENUE	\$7,269,142	\$7,341,116	0.99%	8,124,124	10.67%	\$8,435,644	3.83%
EXPENDITURES							
Salaries & Wages	3,789,224	3,876,742	2.31%	4,140,631	6.81%	4,394,385	6.13%
Benefits	1,368,680	1,422,771	3.95%	1,486,361	4.47%	1,537,308	3.43%
Services	1,275,296	1,119,988	-12.18%	1,115,430	-0.41%	1,707,887	53.11%
Supplies	181,564	170,607	-6.03%	185,536	8.75%	172,877	-6.82%
Equipment	10,330	5,051	-51.10%	84,034	1563.71%	1,618	-98.07%
Debt	0	0	-	0	-	0	-
Other	104,531	114,270	9.32%	119,145	4.27%	123,584	3.73%
TOTAL EXPENDITURES	\$6,729,625	\$6,709,429	-0.30%	7,131,137	6.29%	\$7,937,659	11.31%
SURPLUS/DEFICIT	539,517	631,687	17.08%	992,987	57.20%	497,985	-49.85%
OTHER SOURCES/USES							
Advances/Transfers In	215,947	242,939	12.50%	279,051	14.86%	291,995	4.64%
Advances/Transfers Out	0	0	-	1,000	-	0	-100.00%
All Other Financing Sources	47,466	36,550	-23.00%	33,356	-8.74%	142,850	328.26%
Debt Service	0	0	-	0	-	0	-
NET SOURCES/USES	263,413	279,489	6.10%	311,407	11.42%	434,845	39.64%
BEGINNING CASH	\$5,366,319	\$5,516,278	2.79%	5,988,692	8.56%	\$6,590,282	10.05%
ENDING CASH	\$6,169,249	\$6,427,454	4.19%	7,293,086	13.47%	\$7,523,112	3.15%
ENCUMBRANCES	245,051	157,664	-35.66%	213,519	35.43%	\$376,536	76.35%
UNENCUMBERED CASH	\$5,924,198	\$6,269,790	5.83%	7,079,567	12.92%	\$7,146,576	0.95%
% of Salaries to Revenue	52.13%	52.81%		0.51		52.09%	
% of Benefits to Revenue	18.83%	19.38%		0.18		18.22%	
Total to Revenue	70.96%	72.19%		0.69		70.32%	
Days of Operating Cash	294.91	313.05		331.58		301.61	

Southeastern Local Schools
Clark County, Ohio

General Fund Financial History/Projection

5/31/2017

Percent of Fiscal Year Complete

91.67%

	2016-17 Projection	2016-17 FYTD Actual	FYTD %
REVENUE			
General Property (Real Estate)	\$2,494,873.00	\$2,494,873.00	100.00%
Tangible Personal Property	\$232,706.00	\$232,706.00	100.00%
Income Tax	\$969,292.00	\$969,274.00	100.00%
Unrestricted Grants-in-Aid	\$4,016,354.00	\$3,688,900.00	91.85%
Restricted Grants-in-Aid	\$67,317.00	\$62,518.00	92.87%
Restricted Grants-in-Aid - SFSF	\$0.00	\$0.00	#DIV/0!
Property Tax Allocation	\$367,868.00	\$382,408.00	103.95%
All Other Operating Revenue	\$637,489.00	\$604,965.00	94.90%
TOTAL	\$8,785,899.00	\$8,435,644.00	96.01%
EXPENDITURES			
Salaries & Wages	\$4,853,688.00	\$4,394,385.00	90.54%
Benefits	\$1,698,039.00	\$1,537,308.00	90.53%
Services	\$1,895,235.00	\$1,707,887.00	90.11%
Supplies	\$220,347.00	\$172,877.00	78.46%
Equipment	\$83,907.00	\$1,618.00	1.93%
Debt	\$0.00	\$0.00	#DIV/0!
Other	\$166,078.00	\$123,584.00	74.41%
TOTAL	\$8,917,294.00	\$7,937,659.00	89.01%
SURPLUS/(DEFICIT)	(\$131,395.00)	\$497,985.00	

Southeastern Local Schools
Explanation of Checks Over \$5,000

05/01/2017 - 05/31/2017

Check #	Vendor Name	Amount	Explanation
094505	Cason Roofing	\$16,226.00	Repair HS Roof
094528	AVI FoodSystems	\$15,606.32	3rd party Food service provider
094553	RD Holder	\$12,547.30	Fuel for bus fleet
094571	Clark County ESC	\$77,736.18	Special Education cost for FY17
094596	AVI FoodSystems	\$15,606.32	3rd party Food service provider
094599	Burleson Law Office	\$5,535.09	Attorney Fees
094613	Greenon Local Schools	\$10,928.89	Psyc. Services
094614	Huntington National Bank	\$18,900.00	QSBS payment
094620	Lauren Innovations	\$6,000.00	Navigate
094645	US Bank	\$75,525.00	HB264
992596	Payroll	\$210,746.03	Payroll for May 5, 2017
992598	Payroll	\$216,256.15	Payroll for May 19, 2017
992599	UHC	\$74,213.08	June Health Insurance Payment
992609	Foundation	\$145,417.07	County Board, STRS/SERS, Community Schools, Open Enrollment, ect...

-- Options Summary --

Output file SM2M.TXT
Print options page? (Y,N) Y
Report heading SM2 May 31, 2017
Fiscal Year 2017
Beginning Month: 05
Ending Month: 05

BAT_SM2M executed by SE_BMCKEE on node MVECA0:: at 2-JUN-2017 14:56:52.26

DATE: 06/02/2017
 TIME: 14:56:52

FORM SM-2
 OHIO DEPARTMENT OF EDUCATION - OFFICE OF SCHOOL MANAGEMENT ASSISTANCE
 ANNUAL SPENDING PLAN (CURRENT OPERATION - GENERAL FUND ONLY - O.R.C. 5705.391)

PAGE: 1

SCHOOL DISTRICT: SOUTHEASTERN LOCAL SCHOOL

IRN # 046276 COUNTY: CLARK
 SM2 May 31, 2017

FISCAL YEAR: 2017 MONTH: 05

	MONTHLY ESTIMATE	MONTHLY ACTUAL	MONTHLY DIFFERENCE	FISCAL YTD ESTIMATE	FISCAL YTD ACTUAL	FISCAL YTD DIFFERENCE
REVENUES						
01.010 General Property (Real Estate)	0	0	0	0	2,494,873	2,494,873
01.020 Tangible Personal Property Tax	0	0	0	0	232,706	232,706
01.030 Income Tax	0	0	0	0	969,274	969,274
01.035 Unrestricted Grants-in-Aid	0	330,090	330,090	0	3,688,900	3,688,900
01.040 Restricted Grants-in-Aid	0	6,840	6,840	0	62,518	62,518
01.045 Restricted Grants-in-Aid - SFSF	0	0	0	0	0	0
01.050 Property Tax Allocation	0	14,540	14,540	0	382,408	382,408
01.060 All Other Operating Revenue	0	42,096	42,096	0	604,965	604,965
01.070 Total Revenue	0	393,566	393,566	0	8,435,644	8,435,644
OTHER FINANCING SOURCES						
02.010 Proceeds from Sale of Notes	0	0	0	0	0	0
02.020 State Emergency Loans & Advancements (Approved)	0	0	0	0	0	0
02.040 Operating Transfers-In	0	0	0	0	0	0
02.050 Advances-In	0	0	0	0	291,995	291,995
02.060 All Other Financing Sources	0	0	0	0	142,850	142,850
02.070 Total Other Financing Sources	0	0	0	0	434,845	434,845
02.080 Total Revenues and Other Financing Sources	0	393,566	393,566	0	8,870,489	8,870,489
EXPENDITURES						
03.010 Personal Services	0	391,776	391,776	0	4,394,385	4,394,385
03.020 Employees' Retirement/Insurance Benefits	0	128,696	128,696	0	1,537,308	1,537,308
03.030 Purchased Services	0	190,490	190,490	0	1,707,887	1,707,887
03.040 Supplies and Materials	0	17,928	17,928	0	172,877	172,877
03.050 Capital Outlay	0	0	0	0	1,618	1,618
03.060 Intergovernmental	0	0	0	0	0	0
04.010 Debt Service: All Principal (Historical)	0	0	0	0	0	0
04.020 Debt Service: Principal - Notes	0	0	0	0	0	0
04.030 Debt Service: Principal - State Loans	0	0	0	0	0	0
04.040 Debt Service: Principal - State Advancements	0	0	0	0	0	0
04.050 Debt Service: Principal - HB 264 Loans	0	0	0	0	0	0
04.055 Debt Service: Principal - Other	0	0	0	0	0	0
04.060 Debt Service: Interest and Fiscal Charges	0	0	0	0	0	0
04.300 Other Objects	0	3,804	3,804	0	123,584	123,584
04.500 Total Expenditures	0	732,694	732,694	0	7,937,659	7,937,659
OTHER FINANCING USES						
05.010 Operating Transfers - Out	0	0	0	0	0	0
05.020 Advances - Out	0	0	0	0	0	0
05.030 All Other Financing Uses	0	0	0	0	0	0
05.040 Total Other Financing Uses	0	0	0	0	0	0
05.050 Total Expenditure and Other Financing Uses	0	732,694	732,694	0	7,937,659	7,937,659
06.010 Excess Rev & Oth Financing Sources over(under) Exp &	0	339,128-	339,128-	0	932,830	932,830
07.010 Beginning Cash Balance	0	7,862,240	7,862,240	0	6,590,282	6,590,282
07.020 Ending Cash Balance	0	7,523,112	7,523,112	0	7,523,112	7,523,112
08.010 Outstanding Encumbrances	0	376,536	376,536	0	376,536	376,536

-- Options Summary --

Summary or Detail Report? (S,D) D
Output file: FINSUMM.TXT
Type: CSV
Print options page? (Y,N) Y
Generate FINDET report for comparison? (Y,N) Y
Sort options: FS
Include future encumbrance amounts? (Y,N) N
Include accounts with zero amounts? (Y,N) N
Include accounts which are no longer active? (Y,N,I) Y

BAT_FINSUM executed by SE_BMCKEE on node MVECA0:: at 2-JUN-2017 13:31:28.47

Date: 06/02/2017
 Time: 1:31 pm

SOUTHEASTERN LOCAL SCHOOL
 Financial Report by Fund/SCC

Fund #	Fund Description	FYTD Receipts	MTD Expenditures	FYTD Expenditures	Current Fund Balance	Current Encumbrances	Unencumbered Fund Balance	Bank Code
001 0000	CASH CONTROL - GENERAL FUND							
	6,487,444.73	393,565.80	8,870,491.42	732,693.64	7,937,657.88	7,420,278.27	376,535.74	7,043,742.53
001 9412	GENERAL SET ASIDE (5%)							
	102,837.52	0.00	0.00	0.00	0.00	102,837.52	0.00	102,837.52
003 0000	GENERAL INTEREST							
	1,075,699.60	2,289.99	66,955.50	0.00	579.00	1,142,076.10	0.00	1,142,076.10
003 9001	PERMANENT IMPROVEMENT VOTED							
	835,524.38-	13,599.12	254,552.42	116,651.00	463,611.88	1,044,583.84-	64,002.79	1,108,586.63-
003 9003	AUDITORIUM RENOVATION							
	848.38	0.00	0.00	0.00	0.00	848.38	0.00	848.38
006 0000	LUNCHROOM CASH CONTROL							
	22,372.09-	22,171.19	221,290.10	49,407.10	542,480.13	343,562.12-	91,030.25	434,592.37- 1
006 9017	Children's Hunger Alliance							
	0.00	0.00	2,000.00	0.00	1,029.00	971.00	852.83	118.17
018 9081	PRINCIPAL'S SUPPORT - MIAMI VIEW							
	1,970.75	0.00	0.00	0.00	75.00	1,895.75	0.00	1,895.75 1
018 9082	PRINCIPAL'S SUPPORT - HIGH SCHOOL							
	4,302.25-	1,069.00	2,630.00	532.41	11,026.19	12,698.44-	725.00	13,423.44- 1
018 9281	MIDDLE SCHOOL PRINCIPAL'S SUPPORT							
	2,331.50	1,613.50	15,072.77	2,164.31	12,485.60	4,918.67	2,724.11	2,194.56
019 9091	MIAMI VIEW WORKROOM/LOUNGE							
	136.84	0.00	367.73	0.00	147.15	357.42	0.00	357.42 1
019 9092	TEACHER'S LOUNGE - HIGH SCHOOL							
	537.01	0.00	184.65	0.00	286.42	435.24	3.98	431.26
022 9012	Wellness Incentive							
	7,993.85	0.00	977.00	0.00	0.00	8,970.85	0.00	8,970.85
022 9013	Julia Salyers Memorial Fund							
	365.00	0.00	0.00	0.00	0.00	365.00	0.00	365.00
022 9014	Jerry South Memorial Fund							
	397.84	0.00	0.00	0.00	0.00	397.84	0.00	397.84
022 9081	PRINCIPAL'S FUND/STAFF RECOGNITION							
	405.49-	0.00	0.00	1,027.52	2,044.31	2,449.80-	0.00	2,449.80-

Date: 06/02/2017
 Time: 1:31 pm

SOUTHEASTERN LOCAL SCHOOL
 Financial Report by Fund/SCC

Fund #	Fund Description	FYTD Receipts	MTD Expenditures	FYTD Expenditures	Current Fund Balance	Current Encumbrances	Unencumbered Fund Balance	Bank Code
022 9082	PRINCIPAL'S FUND/STAFF RECOGNITION	1,600.17	0.00	545.69	2,660.22	47.97	2,612.25	
022 9208	2008 Section 125	0.00	0.00	167.50	7.15	0.00	7.15	
022 9281	PRINCIPAL'S FUND/STAFF RECOGNITION	3,806.92-	54.00	820.00	4,189.60-	440.56	4,630.16-	
027 0000	BWC Distribution Account	50,418.68	0.00	26,394.86	62,021.43	4,218.24	57,803.19	
200 9000	Washington DC Trip	0.00	0.00	19,844.00	66.00	0.00	66.00	
200 9013	Class of 2013	816.46	0.00	0.00	816.46	0.00	816.46	
200 9014	Class of 2014	250.00	0.00	0.00	250.00	0.00	250.00	
200 9015	Class of 2015	187.01	0.00	0.00	187.01	0.00	187.01	
200 9016	Class of 2016	693.57	0.00	311.60	381.97	0.00	381.97	
200 9017	Class of 2017	1,935.53	1,173.70	1,613.82	321.71	1,166.09	844.38-	
200 9018	Class of 2018	2,565.53	960.00	7,667.41	2,626.12	237.43	2,388.69	
200 9019	Class of 2019	805.83-	0.00	0.00	61.33-	579.79	641.12-	
200 9020	Class of 2020	366.87	0.00	0.00	461.87	0.00	461.87	
200 9201	FUTURE FARMERS OF AMERICA	3,456.11	1,026.15	17,838.87	3,966.24	3,070.00	896.24	
200 9202	FAMILIES CAREERS & COMMUNITY LEADERS OF AMERI	3,423.51	673.00	6,768.73	3,232.68	997.55	2,235.13	1
200 9203	FUTURE EDUCATORS OF AMERICA	119.74	0.00	0.00	119.74	0.00	119.74	

Date: 06/02/2017
 Time: 1:31 pm

SOUTHEASTERN LOCAL SCHOOL
 Financial Report by Fund/SCC

Fund #	Fund Description	FYTD Receipts	MTD Expenditures	FYTD Expenditures	Current Fund Balance	Current Encumbrances	Unencumbered Fund Balance	Bank Code
200 9205	NATIONAL HONOR SOCIETY 824.44	0.00	375.00	0.00	619.00	580.44	195.00	385.44 1
200 9207	ACHIEVEMENT THRU TEAMWORK 882.26	0.00	0.00	0.00	214.25	668.01	0.00	668.01
200 9208	Spanish Club 0.00	104.00	349.00	0.00	19.98	329.02	0.00	329.02
200 9210	SPIRIT CLUB 1,098.55	300.00	2,134.25	99.60	1,523.98	1,708.82	12.00	1,696.82
200 9215	LAND LAB 264.28	0.00	0.00	0.00	0.00	264.28	0.00	264.28
200 9216	MIAMI VIEW MIDDLE SCHOOL STUDENT COUNCIL 7,041.97	0.00	3,480.55	2,962.11	4,993.70	5,528.82	450.01	5,078.81 1
200 9217	Jr. High Student Council 4,311.17	120.00	1,107.00	0.00	0.00	5,418.17	0.00	5,418.17
200 9222	S.A.D.D. CASH 206.74	0.00	0.00	0.00	0.00	206.74	0.00	206.74
200 9225	H2O HELP TO OTHERS 1,060.87	0.00	0.00	0.00	0.00	1,060.87	0.00	1,060.87
200 9226	Art Club 1,619.89	0.00	235.00	0.00	0.00	1,854.89	100.00	1,754.89
300 0000	STUDENT PARTICIPATION FEES 0.00	0.00	0.00	0.00	419.82	419.82-	0.00	419.82-
300 9302	BAND 4,263.48	0.00	5,529.00	0.00	0.00	9,792.48	0.00	9,792.48
300 9303	CHEERLEADERS - HI SCHOOL 804.38	0.00	14,343.76	0.00	14,920.87	227.27	50.00	177.27
300 9304	CHOIR - HI SCHOOL 730.43	0.00	0.00	0.00	0.00	730.43	0.00	730.43
300 9305	DRAMA - HI SCHOOL 7,748.85	58.00	7,309.00	205.00	5,171.77	9,886.08	1,252.26	8,633.82
300 9306	Bowling Club 1,171.77-	0.00	1,999.00	101.62	3,837.38	3,010.15-	0.00	3,010.15-

Date: 06/02/2017
 Time: 1:31 pm

SOUTHEASTERN LOCAL SCHOOL
 Financial Report by Fund/SCC

Fund #	Fund Description	FYTD Receipts	MTD Expenditures	FYTD Expenditures	Current Fund Balance	Current Encumbrances	Unencumbered Fund Balance	Bank Code
300 9308	TROJAN TIMES 1.66	0.00	0.00	0.00	1.66	0.00	1.66	
300 9309	YEARBOOK 1,438.10-	775.00	2,780.00	0.00	6,438.01	5,096.11-	5,096.11-	
300 9312	Wrestling Club 1,130.73	0.00	3,905.00	400.00	5,157.07	121.34-	9,885.00	10,006.34-
300 9313	CHEERLEADERS - MIAMI VIEW 64.29	0.00	1,023.00	0.00	2,558.20	1,470.91-	0.00	1,470.91-
300 9320	ATHLETICS - HI SCHOOL 20,372.96	12,454.04	97,563.83	10,279.51	91,568.81	26,367.98	20,490.70	5,877.28 1
300 9330	ATHLETICS MIAMI VIEW 6,120.74	791.00	16,338.05	10.00	22,199.07	259.72	5,004.74	4,745.02- 1
450 9407	SCHOOLNET 0.01	0.00	0.00	0.00	0.00	0.01	0.00	0.01
451 9017	DATA COMM 0.00	0.00	5,400.00	2,700.00	5,400.00	0.00	0.00	0.00
459 9903	OHIO READS GRANT 300.00	0.00	0.00	0.00	0.00	300.00	0.00	300.00
459 9905	OHIO READS 2,000.00	0.00	0.00	0.00	0.00	2,000.00	0.00	2,000.00
461 9017	VOC ED ENHANCEMENTS 0.00	0.00	3,776.22	0.00	4,195.80	419.58-	0.00	419.58-
499 9014	Early Literacy Grant 7,805.06	0.00	0.00	0.00	0.00	7,805.06	0.00	7,805.06
499 9016	FY16 Parent Mentor Grant 0.00	2,400.00-	0.00	0.00	0.00	0.00	0.00	0.00
499 9017	Parent Mentor Services 0.00	2,400.00	17,400.00	2,000.00	20,400.00	3,000.00-	4,600.00	7,600.00-
499 9107	Project Lead the Way 0.45	0.00	0.00	0.00	0.00	0.45	0.00	0.45
499 9900	BUILDING INCENTIVE 128.59	0.00	0.00	0.00	0.00	128.59	0.00	128.59

Date: 06/02/2017
 Time: 1:31 pm

SOUTHEASTERN LOCAL SCHOOL
 Financial Report by Fund/SCC

Fund #	Fund Description	FYTD Receipts	MTD Expenditures	FYTD Expenditures	Current Fund Balance	Current Encumbrances	Unencumbered Fund Balance	Bank Code
516 9602	TITLE IV-B 2002 0.56	0.00	0.00	0.00	0.56	0.00	0.56	
516 9616	IDEA PART B 3,854.85	0.00	10,973.34	0.00	14,828.19	0.00	0.00	
516 9617	IDEA PART B 0.00	0.00	98,213.36	12,344.24	110,407.97	12,194.61-	0.00	12,194.61-
572 9216	TITLE I 9,697.75	0.00	19,222.80	0.00	28,920.55	0.00	0.00	0.00
572 9217	TITLE I 0.00	0.00	125,332.14	15,811.61	140,921.21	15,589.07-	990.76	16,579.83-
573 9302	TITLE VI-INNOVATIVE 1.00	0.00	0.00	0.00	0.00	1.00	0.00	1.00
590 9017	IMPROVING TCHR QUALITY 0.00	0.00	18,978.71	0.00	21,087.46	2,108.75-	0.00	2,108.75-
599 9017	MISC. FED. GRANT 0.00	0.00	0.00	0.00	0.00	3,787.00	3,787.00-	
GRAND TOTALS:								
	6,958,905.33	455,972.26	9,985,909.32	953,276.52	9,559,198.13	7,385,616.52	593,449.80	6,792,166.72

-- Options Summary --

Output file: CHEKPY.TXT
Print options page? (Y,N) Y
Sort options: C
Check types to select. (D,I,M,P,R,T,W): W,P,R,M
Print vendor from PO or check. (P,C): P
Date Selection From: 05/01/2017
To: 05/31/2017
Summary or Detail report? (S,D) S
Single or Double space summary report? (S,D) S
Include or Exclude the following vendors?(I,E) I

BAT_CHEKPY executed by SE_BMCKEE on node MVECA0:: at 2-JUN-2017 13:34:44.81

Date: 06/02/2017
Time: 1:34 pm

SOUTHEASTERN LOCAL SCHOOL
SORT BY CHECK NUMBER
CHECK DATES BETWEEN 05/01/2017 AND 05/31/2017
WARRANT, REFUND, MEMO, PAYROLL CHECKS

Page: 1
(CHEKPY)

CHECK	TYPE	DATE	VENDOR	VENDOR	STATUS/DATE	BANK CODE	CHECK AMOUNT
094373	W	04/11/2017	FCCLA, Inc.	034464	VOID: 05/25/2017	1	38.00
094501	W	05/02/2017	Nicholas Fowler	035037	RECONCILED:05/31/2017		600.00
094502	W	05/02/2017	Northridge Bowling Alley	035044	RECONCILED:05/31/2017		255.00
094503	W	05/05/2017	AbleNet, Inc	035051	RECONCILED:05/31/2017	1	577.50
094504	W	05/05/2017	AQUA-FALLS GLACIER MOUNTAIN	030172	RECONCILED:05/31/2017		4.95
094505	W	05/05/2017	Cason Roofing, LLC	033141	RECONCILED:05/31/2017		16,226.00
094506	W	05/05/2017	COUNTRY MINI MART	030851	RECONCILED:05/31/2017		182.53
094507	W	05/05/2017	H. W. MANN & SONS	007650	RECONCILED:05/31/2017		320.00
094508	W	05/05/2017	Habitec Security	032464	RECONCILED:05/31/2017		239.76
094509	W	05/05/2017	In A Pinch	034671	RECONCILED:05/31/2017	1	949.00
094510	W	05/05/2017	B2B Computer Products LLC DBA: ITSavvy	034144	RECONCILED:05/31/2017		29.00
094511	W	05/05/2017	LOWE'S LUMBER	007430	RECONCILED:05/31/2017		169.67
094512	W	05/05/2017	MILLER'S TEXTILE SERVICES	012700	RECONCILED:05/31/2017		55.00
094513	W	05/05/2017	STANTON SHEET MUSIC	012750	RECONCILED:05/31/2017		191.34
094514	W	05/05/2017	STAPLES, INC ATTN:GRANT SMITH #115	031888	RECONCILED:05/31/2017		7.02
094515	W	05/05/2017	Tom Replogle	034736	RECONCILED:05/31/2017	1	85.00
094516	W	05/05/2017	TotalFunds By Hasler	033712	RECONCILED:05/31/2017		700.00
094517	W	05/05/2017	AQUA-FALLS GLACIER MOUNTAIN	030172	RECONCILED:05/31/2017		29.04
094518	W	05/05/2017	AMERITECH	010200	RECONCILED:05/31/2017		1,104.53
094519	W	05/05/2017	FAZOLI'S	031216	RECONCILED:05/31/2017		744.00
094520	W	05/05/2017	Lobby Shoppes Inc.	032596	RECONCILED:05/31/2017		54.00
094521	W	05/05/2017	Pro-Copy Technologies	033036	RECONCILED:05/31/2017		2,520.00
094522	W	05/09/2017	LITTLE CAESARS	007347	RECONCILED:05/31/2017	1	69.93
094523	W	05/12/2017	Agile Sports Technologies DBA: Hudl	034250	RECONCILED:05/31/2017	1	1,399.00
094524	W	05/12/2017	American Fidelity Administrive Services, LLC	034825	RECONCILED:05/31/2017		134.25
094525	W	05/12/2017	AMERICAN LEGION POST 176 ATTN HOWARD MYERS	031261	RECONCILED:05/31/2017	1	525.00
094526	W	05/12/2017	Angela Smiddy	032823	RECONCILED:05/31/2017	1	60.00
094527	W	05/12/2017	Auto-Jet Muffler Corp.	033738	RECONCILED:05/31/2017		1,263.68
094528	W	05/12/2017	AVI FoodSystems	034778	RECONCILED:05/31/2017	1	15,606.32
094529	W	05/12/2017	BOB ROACH	020109	RECONCILED:05/31/2017	1	60.00
094530	W	05/12/2017	Brandon Streitenberger	035057	RECONCILED:05/31/2017	1	60.00
094531	W	05/12/2017	CARDINAL BUS SALES & SERVICE	011859	RECONCILED:05/31/2017		62.53
094532	W	05/12/2017	Centurylink Business Services	031172	RECONCILED:05/31/2017		9.67
094533	W	05/12/2017	Charles Smiddy	032681	RECONCILED:05/31/2017	1	60.00
094534	W	05/12/2017	COMMERCIAL EQUIPMENT	031024	RECONCILED:05/31/2017	1	188.00
094535	W	05/12/2017	Craig Peterson	033134	RECONCILED:05/31/2017	1	60.00
094536	W	05/12/2017	Dan Phelan	033561	RECONCILED:05/31/2017	1	60.00
094537	W	05/12/2017	DELANEY PLUMBING	003400	RECONCILED:05/31/2017		175.50
094538	W	05/12/2017	Furlow's Consulting LLC	034907			1,540.54
094539	W	05/12/2017	GHG Timing LLC	034082	RECONCILED:05/31/2017	1	1,195.00
094540	W	05/12/2017	Greg Mize	034891	RECONCILED:05/31/2017	1	60.00
094541	W	05/12/2017	James Milligan	034485	RECONCILED:05/31/2017	1	60.00
094542	W	05/12/2017	Jeffrey Newsome	035056	RECONCILED:05/31/2017	1	60.00
094543	W	05/12/2017	Jim Rolfes	034894	RECONCILED:05/31/2017	1	80.00
094544	W	05/12/2017	KATHY MERCER	005620	RECONCILED:05/31/2017		61.60

Date: 06/02/2017
 Time: 1:34 pm

SOUTHEASTERN LOCAL SCHOOL
 SORT BY CHECK NUMBER
 CHECK DATES BETWEEN 05/01/2017 AND 05/31/2017
 WARRANT, REFUND, MEMO, PAYROLL CHECKS

Page: 2
 (CHEKPY)

CHECK	TYPE	DATE	VENDOR	VENDOR	STATUS/DATE	BANK CODE	CHECK AMOUNT
094545	W	05/12/2017	Kristi Lowry	033312		1	60.00
094546	W	05/12/2017	MAINE'S COLLISION REPAIR	000013	RECONCILED:05/31/2017		791.00
094547	W	05/12/2017	MILLER'S TEXTILE SERVICES	012700	RECONCILED:05/31/2017		101.86
094548	W	05/12/2017	MobyMax	035035	RECONCILED:05/31/2017		99.00
094549	W	05/12/2017	Nancy Holt	034684	RECONCILED:05/31/2017		1,000.00
094550	W	05/12/2017	Nate Smith	034567	RECONCILED:05/31/2017	1	60.00
094551	W	05/12/2017	Ohio Caverns	034446	RECONCILED:05/31/2017		371.00
094552	W	05/12/2017	Philip Bashore	034584	RECONCILED:05/31/2017	1	60.00
094553	W	05/12/2017	R.D. Holder Oil Co., Inc.	033005	RECONCILED:05/31/2017		12,547.30
094554	W	05/12/2017	SHOEMAKER'S GROCERY	011900	RECONCILED:05/31/2017	1	7.12
094555	W	05/12/2017	Southern Ohio ESC	035045	RECONCILED:05/31/2017		250.00
094556	W	05/12/2017	STAPLES, INC ATTN:GRANT SMITH #115	031888	RECONCILED:05/31/2017		90.99
094557	W	05/12/2017	THE MASTER TEACHER	007830	RECONCILED:05/31/2017		169.70
094558	W	05/12/2017	Therapy Shoppe	033513	RECONCILED:05/31/2017		47.98
094559	W	05/12/2017	TUFFY BROOKS SPTG GOODS	013170	RECONCILED:05/31/2017	1	1,715.81
094560	W	05/12/2017	VECTREN ENERGY DELIVERY	003350	RECONCILED:05/31/2017		216.70
094561	W	05/18/2017	Carillon Park	034753	RECONCILED:05/31/2017		184.00
094562	W	05/18/2017	CHILLICOTHE STREET PIZZA	032228	RECONCILED:05/31/2017		42.00
094563	W	05/18/2017	COLUMBUS ZOO	000067	RECONCILED:05/31/2017		390.00
094564	W	05/18/2017	Johnston Farm	034439	RECONCILED:05/31/2017		531.50
094565	W	05/18/2017	Los Mariachis	034996			520.00
094566	W	05/18/2017	Mad River Adventures	035059	VOID: 05/25/2017		660.00
094567	W	05/19/2017	American Fidelity Administrive Services, LLC	034825			46.50
094568	W	05/19/2017	BSN Sports	034171	RECONCILED:05/31/2017	1	104.33
094569	W	05/19/2017	CARDINAL BUS SALES & SERVICE	011859	RECONCILED:05/31/2017		180.10
094570	W	05/19/2017	Centurylink Business Services	031172	RECONCILED:05/31/2017		7.88
094571	W	05/19/2017	CLARK COUNTY EDUCATIONAL SERVICE CENTER	002300	RECONCILED:05/31/2017		77,286.24
094572	W	05/19/2017	Craig Peterson	033134	RECONCILED:05/31/2017	1	65.00
094573	W	05/19/2017	DARRICK RIGGS	032170	RECONCILED:05/31/2017		139.10
094574	W	05/19/2017	De Lage Landen	034335	RECONCILED:05/31/2017		1,688.00
094575	W	05/19/2017	Direct Energy Business Marketing, LLC	034790	RECONCILED:05/31/2017		451.53
094576	W	05/19/2017	Faith Barclay	035058	RECONCILED:05/31/2017		164.31
094577	W	05/19/2017	Gene Hill	034596	RECONCILED:05/31/2017	1	60.00
094578	W	05/19/2017	Getz Photography LLC	034326	RECONCILED:05/31/2017	1	75.00
094579	W	05/19/2017	Harmony Farm Market	034341	RECONCILED:05/31/2017	1	1,400.00
094580	W	05/19/2017	Leah Ruby	034882		1	50.00
094581	W	05/19/2017	Lorie Delaney	033745	RECONCILED:05/31/2017	1	25.00
094582	W	05/19/2017	MADISON/CHAMPAIGN ESC Attn: Scott Howell	002124	RECONCILED:05/31/2017		195.00
094583	W	05/19/2017	Mike Mavromatis	035043	RECONCILED:05/31/2017	1	65.00
094584	W	05/19/2017	Mike Padilla	033818	RECONCILED:05/31/2017	1	60.00
094585	W	05/19/2017	NATIONAL FFA ORGANIZATION	008762	RECONCILED:05/31/2017		67.48
094586	W	05/19/2017	Ohio FFA Camp Muskingum	033247	RECONCILED:05/31/2017		250.00
094587	W	05/19/2017	Pat Catan's	034330			31.24
094588	W	05/19/2017	PEPSI COLA CO.	010375	RECONCILED:05/31/2017	1	403.04

Date: 06/02/2017
 Time: 1:34 pm

SOUTHEASTERN LOCAL SCHOOL
 SORT BY CHECK NUMBER
 CHECK DATES BETWEEN 05/01/2017 AND 05/31/2017
 WARRANT, REFUND, MEMO, PAYROLL CHECKS

Page: 3
 (CHEKPY)

CHECK	TYPE	DATE	VENDOR	VENDOR	STATUS/DATE	BANK CODE	CHECK AMOUNT
094589	W	05/19/2017	Pioneer Athletics	034630	RECONCILED:05/31/2017	1	780.00
094590	W	05/19/2017	Projector People	034925	RECONCILED:05/31/2017		199.00
094591	W	05/19/2017	SHOEMAKER'S GROCERY	011900	RECONCILED:05/31/2017		306.18
094592	W	05/19/2017	SHOEMAKER'S HOME CENTER	011950	RECONCILED:05/31/2017		150.45
094593	W	05/19/2017	Steve Temple Team Ohio Rocketry	034359	RECONCILED:05/31/2017	1	390.00
094594	W	05/19/2017	The Purple Monkey	033064	RECONCILED:05/31/2017		139.50
094595	W	05/24/2017	CHILLICOTHE STREET PIZZA	032228	RECONCILED:05/31/2017		64.00
094596	W	05/26/2017	AVI FoodSystems	034778	RECONCILED:05/31/2017	1	16,805.91
094597	W	05/26/2017	BOB ROACH	020109		1	65.00
094598	W	05/26/2017	Brandon Baldwin	035060			120.00
094599	W	05/26/2017	Burleson Law Offices, LLC	033353			5,535.09
094600	W	05/26/2017	CARDINAL BUS SALES & SERVICE	011859	RECONCILED:05/31/2017		616.83
094601	W	05/26/2017	Carr Supply Springfield	034750			61.23
094602	W	05/26/2017	CARRIE Henry	031811			333.84
094603	W	05/26/2017	Cummins Bridgeway	034199	RECONCILED:05/31/2017		360.38
094604	W	05/26/2017	Dan Obryan	035063		1	65.00
094605	W	05/26/2017	DAVID MORROW	008609			582.85
094606	W	05/26/2017	DAYTON POWER AND LIGHT COMPANY	032183			3,791.55
094607	W	05/26/2017	Direct Mechanical	034722	RECONCILED:05/31/2017		280.00
094608	W	05/26/2017	EDGE Document Solutions, LLC	033077	RECONCILED:05/31/2017		773.00
094609	W	05/26/2017	FCCLA, Inc.	034464		1	171.00
094610	W	05/26/2017	Genuine Parts Co. DBA NAPA AUTO PARTS	012600			69.98
094611	W	05/26/2017	Getz Photography LLC	034326			505.00
094612	W	05/26/2017	GREENON ATHLETIC DEPT	005157			250.00
094613	W	05/26/2017	Greenon Local School District	034028			10,928.89
094614	W	05/26/2017	Huntington National Bank Attn: Cheri Scott-Geraci	034035			18,900.00
094615	W	05/26/2017	Jason Ennis	034462			157.80
094616	W	05/26/2017	Jeff Fruhwirth	035064		1	65.00
094617	W	05/26/2017	Jessica Detty	034642			59.08
094618	W	05/26/2017	JOSTENS, INC.	006520	RECONCILED:05/31/2017		10.85
094619	W	05/26/2017	KATHY MERCER	005620			38.00
094620	W	05/26/2017	Lauren Innovations NaviGate Prepared	010179			6,000.00
094621	W	05/26/2017	Lorie Delaney	033745	RECONCILED:05/31/2017	1	25.00
094622	W	05/26/2017	MailFinance	033980			285.00
094623	W	05/26/2017	MECHANICSBURG HI SCHOOL ATHLETIC DEPT.	008142			150.00
094624	W	05/26/2017	Megan Rains	033514			8.00
094625	W	05/26/2017	Melissa Spears	034241		1	181.45
094626	W	05/26/2017	Michael Rivera	036469			95.66
094627	W	05/26/2017	MILLER'S TEXTILE SERVICES	012700			55.00
094628	W	05/26/2017	MVECA	008305			3,979.20
094629	W	05/26/2017	Nancy Holt	034684	RECONCILED:05/31/2017		1,000.00
094630	W	05/26/2017	OHIO FCCLA	010175			555.00
094631	W	05/26/2017	OHIO FFA ASSOCIATION	010152			539.00
094632	W	05/26/2017	OHSAA Attn: Comptroller, Mr. Todd B	032261		1	10.00
094633	W	05/26/2017	Polar Bar	032839			30.00

(Multi-bank check)

Date: 06/02/2017
 Time: 1:34 pm

SOUTHEASTERN LOCAL SCHOOL
 SORT BY CHECK NUMBER
 CHECK DATES BETWEEN 05/01/2017 AND 05/31/2017
 WARRANT, REFUND, MEMO, PAYROLL CHECKS

Page: 4
 (CHEKPY)

CHECK	TYPE	DATE	VENDOR	VENDOR	STATUS/DATE	BANK CODE	CHECK AMOUNT
094634	W	05/26/2017	C/O Tom Florence	020510	RECONCILED:05/31/2017	1	74.53
094635	W	05/26/2017	RANDY DELANEY	034131			101.62
094636	W	05/26/2017	School Health	011458			140.88
094637	W	05/26/2017	SCOTTISSUE INC	011900	RECONCILED:05/31/2017	1	213.53
094638	W	05/26/2017	SHOEMAKER'S GROCERY	000041		(Multi-bank check)	357.00
094639	W	05/26/2017	STARR TROPHY	002199		1	2,206.80
094640	W	05/26/2017	STARR TROPHY AND AWARDS	033847		1	65.00
094641	W	05/26/2017	Teri Hobbs	030825			200.00
094642	W	05/26/2017	TIM BELL	035001			9.20
094643	W	05/26/2017	Time Warner Cable-SWO Division	013053			266.25
			TREASURER OF STATE OF OHIO				
			OHIO DEPT OF COMMERCE				
094644	W	05/26/2017	Treasurer, State of Ohio Off.	033415			100.00
			Of Cooperative Purchasing				
094645	W	05/26/2017	U.S. Bank National Association	032983	RECONCILED:05/31/2017		75,525.00
			Attn: Trust Finance Management				
094646	W	05/26/2017	WALSWORTH PUBLISHING CO	030081		1	990.66
992596	C	05/05/2017	PAYROLL	900005	RECONCILED:05/31/2017		210,746.03
992597	M	05/05/2017	SECURITY NATIONAL BANK	900042		(Multi-bank check)	561.70
992598	C	05/19/2017	PAYROLL	900005	RECONCILED:05/31/2017		216,256.15
992599	M	05/17/2017	EPC-Self-Funded Medical Plan	900052		(Multi-bank check)	74,213.08
992600	M	05/17/2017	EPC Dental/Vision Benefit Plan	900053		(Multi-bank check)	4,136.77
			Dental Plan				
992601	M	05/17/2017	EPC-Dental/Vision Benefit Plan	900054		(Multi-bank check)	1,125.20
			Dental Plan				
992602	M	05/17/2017	Vision Plan				
			Sun Life Assurance	900055		(Multi-bank check)	327.00
			Company of Canada				
992603	M	05/05/2017	PAYROLL	900005		(Multi-bank check)	4,417.10
992604	M	05/05/2017	RETIREMENT STRS	900001			1,636.74
992605	M	05/05/2017	RETIREMENT SERS	900002			287.85
992606	M	05/19/2017	PAYROLL	900005		(Multi-bank check)	4,538.36
992607	M	05/19/2017	RETIREMENT STRS	900001			1,636.74
992608	M	05/19/2017	RETIREMENT SERS	900002			287.85
992609	M	05/19/2017	FOUNDATION	900014		(Multi-bank check)	145,417.07
992610	M	05/31/2017	SECURITY NATIONAL BANK	900042			100.00
V VOIDED CHECKS			2	CHECK TOTALS		698.00	
R RECONCILED CHECKS			101	CHECK TOTALS		672,433.13	
W WARRANT CHECKS			147	CHECK TOTALS		306,364.26	
M MEMO CHECKS			13	CHECK TOTALS		238,685.46	
B REFUND CHECKS			0	CHECK TOTALS		0.00	
I INVESTMENT CHECKS			0	CHECK TOTALS		0.00	
T TRANSFER CHECKS			0	CHECK TOTALS		0.00	
D DISTRIBUTION CHECKS			0	CHECK TOTALS		0.00	
C PAYROLL CHECKS			2	CHECK TOTALS		427,002.18	
MISSING CHECKS			0				
** TOTAL CHECKS (LESS VOIDED)			160	** TOTAL NET		971,353.90	
*** TOTAL CHECKS WRITTEN			162	*** GRAND TOTALS		972,051.90	