

SOUTHEASTERN LOCAL SCHOOL DISTRICT

FINANCIAL REPORT

04/30/2020



Southeastern Local Schools
Clark County, Ohio

General Fund Financial History/Projection

4/30/2020

Percent of Fiscal Year Complete

83.33%

	2019-20 <u>Projection</u>	2019-20 <u>FYTD Actual</u>	<u>FYTD %</u>
REVENUE			
General Property (Real Estate)	\$2,574,755.00	\$2,603,165.49	101.10%
Tangible Personal Property	\$352,980.00	\$371,098.32	105.13%
Income Tax	\$1,113,016.00	\$1,131,690.63	101.68%
Unrestricted Grants-in-Aid	\$4,179,818.00	\$3,377,811.44	80.81%
Restricted Grants-in-Aid	\$52,092.00	\$42,402.71	81.40%
Restricted Grants-in-Aid - SFSF	\$0.00	\$0.00	#DIV/0!
Property Tax Allocation	\$364,827.00	\$476,566.09	130.63%
All Other Operating Revenue	\$898,900.00	\$741,627.96	82.50%
TOTAL	\$9,536,388.00	\$8,744,362.64	91.69%
EXPENDITURES			
Salaries & Wages	\$5,551,083.00	\$4,782,663.17	86.16%
Benefits	\$1,933,125.00	\$1,689,307.11	87.39%
Services	\$1,948,313.00	\$1,438,378.65	73.83%
Supplies	\$247,661.00	\$193,259.42	78.03%
Equipment	\$66,470.00	\$51,534.48	77.53%
Debt	\$0.00	\$0.00	#DIV/0!
Other	\$149,613.00	\$164,529.53	109.97%
TOTAL	\$9,896,265.00	\$8,319,672.36	84.07%
SURPLUS/(DEFICIT)	(\$359,877.00)	\$424,690.28	

**HISTORICAL COMPARISON BY OBJECT
SOUTHEASTERN LOCAL SCHOOLS**

	FY 17 7/16-04/17	FY 18 7/17-4/18	% of Change	FY 19 7/18-04/19	% of Change	FY 20 07/19-04/20	% of Change
REVENUE							
General Property (Real Estate)	\$2,494,873	\$2,601,370	4.27%	\$2,701,739	3.86%	\$2,603,165	-3.65%
Tangible Personal Property	232,706	246,631	5.98%	280,117	13.58%	371,098	32.48%
Income Tax	969,274	1,041,960	7.50%	1,123,141	7.79%	1,131,691	0.76%
Unrestricted Grants-in-Aid	3,358,810	3,447,479	2.64%	3,400,562	-1.36%	3,377,811	-0.67%
Restricted Grants-in-Aid	55,678	53,859	-3.27%	44,603	-17.19%	42,403	-4.93%
Restricted Grants-in-Aid - SFSF	0	0	-		-	0	-
Property Tax Allocation	367,868	203,370	-44.72%	262,302	28.98%	476,566	81.69%
All Other Operating Revenue	562,869	742,927	31.99%	824,127	10.93%	741,628	-10.01%
TOTAL REVENUE	\$8,042,078	\$8,337,596	3.67%	\$8,636,591	3.59%	\$8,744,363	1.25%
EXPENDITURES							
Salaries & Wages	4,002,609	4,312,087	7.73%	4,619,172	7.12%	4,782,663	3.54%
Benefits	1,408,612	1,514,137	7.49%	1,589,590	4.98%	1,689,307	6.27%
Services	1,517,397	1,488,830	-1.88%	1,361,113	-8.58%	1,438,379	5.68%
Supplies	154,949	245,413	58.38%	206,988	-15.66%	193,259	-6.63%
Equipment	1,618	41,845	2486.22%	348,584	733.04%	51,534	-85.22%
Debt	0	0	-		-	0	-
Other	119,780	132,502	10.62%	156,376	18.02%	164,530	5.21%
TOTAL EXPENDITURES	\$7,204,965	\$7,734,814	7.35%	\$8,281,823	7.07%	\$8,319,672	0.46%
SURPLUS/DEFICIT	837,113	602,782	-27.99%	354,768	-41.14%	424,690	19.71%
OTHER SOURCES/USES							
Advances/Transfers In	291,995	388,797	33.15%	399,536	2.76%	49,616	-87.58%
Advances/Transfers Out	0	0	-		-	0	-
All Other Financing Sources	142,850	7,244	-94.93%	1,296,315	17795.02%	45,505	-96.49%
Debt Service	0	0	-		-	0	-
NET SOURCES/USES	434,845	396,041	-8.92%	399,536	0.88%	95,121	-76.19%
BEGINNING CASH	\$6,590,282	\$6,701,477	10.05%	\$6,792,753	1.69%	\$6,224,993	1.36%
ENDING CASH	\$7,862,240	\$7,700,300	11.79%	\$8,830,650	0.80%	\$6,744,804	1.39%
ENCUMBRANCES	\$392,584	\$541,056	56.24%	\$641,958	-57.27%	\$649,812	49.32%
UNENCUMBERED CASH	\$7,469,656	\$7,159,244	7.61%	\$6,905,099	8.73%	\$6,094,992	-1.19%
% of Salaries to Revenue	49.77%	51.72%		53.48%		54.69%	
% of Benefits to Revenue	17.52%	18.16%		18.41%		19.32%	
Total to Revenue	67.29%	69.88%		71.89%		74.01%	
Days of Operating Cash	315.17	281.38		252.63		221.98	

**MONTHLY BUDGET VARIANCE
SOUTHEASTERN LOCAL SCHOOLS**

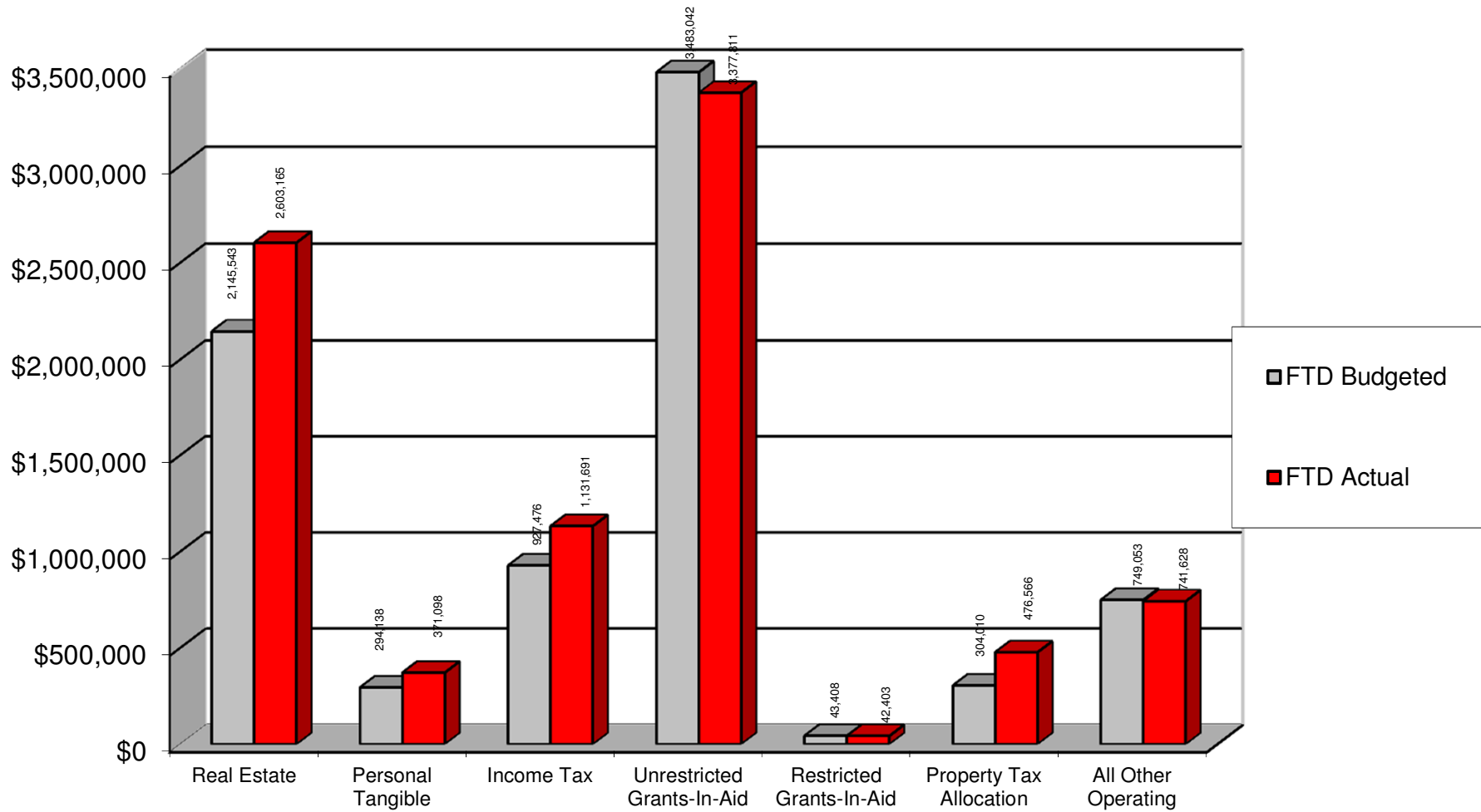
	FTD Budgeted	FTD Actual	Variance	Percentage Variance	MTD Budgeted	MTD Actual	Variance	Percentage Variance
REVENUE								
General Property (Real Estate)	\$2,145,543	\$2,603,165	\$457,622	21.33%	\$0	\$0	\$0	-
Tangible Personal Property	294,138	371,098	76,960	26.16%	\$29,415	0	(29,415)	-100.00%
Income Tax	927,476	1,131,691	204,214	22.02%	\$92,751	305,360	212,608	229.22%
Unrestricted Grants-In-Aid	3,483,042	3,377,811	(105,231)	-3.02%	\$348,318	332,007	(16,311)	-4.68%
Restricted Grants-In-Aid	43,408	42,403	(1,006)	-2.32%	\$4,341	4,240	(101)	-2.32%
Restricted Grants-In-Aid - SFSE	0	0	0	-	\$0	0	0	-
Property Tax Allocation	304,010	476,566	172,556	56.76%	\$30,402	7,462	(22,941)	-75.46%
All Other Operating Revenue	749,053	741,628	(7,425)	-0.99%	74,908	49,942	(24,966)	-33.33%
TOTAL REVENUE	\$7,946,672	\$8,744,363	\$797,691	10.04%	\$580,136	\$699,011	\$118,875	20.49%
EXPENDITURES								
Salaries & Wages	\$4,625,717	\$4,323,018	\$302,699	-6.54%	\$462,590	\$459,646	\$2,944	-0.64%
Benefits	\$1,610,873	\$1,523,651	87,222	-5.41%	161,094	165,657	(4,563)	2.83%
Services	\$1,623,529	\$1,330,186	293,343	-18.07%	162,359	108,194	\$54,165	-33.36%
Supplies	\$206,376	\$188,968	17,408	-8.44%	20,638	4,291	16,348	-79.21%
Equipment	\$55,389	\$47,378	8,011	-14.46%	5,539	4,157	\$1,383	-24.96%
Debt	\$0	\$0	0	-	0	0	0	-
Other	\$124,673	\$156,865	(32,192)	25.82%	12,468	7,664	4,804	-38.53%
TOTAL EXPENSES	\$8,246,558	\$7,570,066	\$676,492	-8.20%	\$824,689	\$749,608	\$75,081	-9.10%
SURPLUS/DEFICIT	(\$299,886)	\$1,174,297	\$1,474,182	-491.58%	(\$244,553)	(\$50,597)	\$193,955	-79.31%
OTHER USES/SOURCES								
Transfers/Advances In	49,616	49,616	0	0.00%	0	0	0	-
Transfers/Advances Out	0	0	0	-	0	0	0	-
All Other Financing Sources/(Uses)	0	45,505	45,505	-	664	0	\$16,554	-100.00%
NET SOURCES/USES	49,616	95,121	45,505	91.71%	664	0	16,554	-100.00%

Southeastern Local Schools
Explanation of Checks Over \$5,000

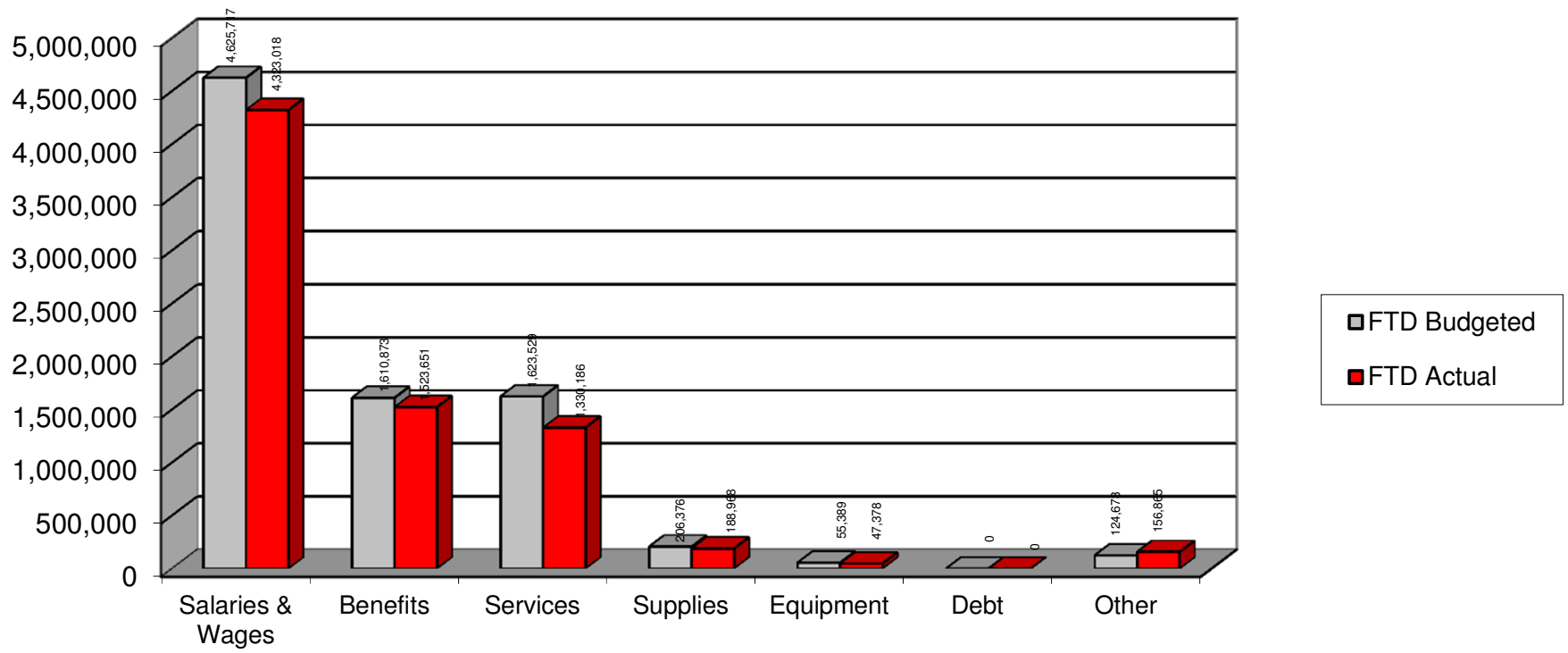
04/01/2020-04/30/2020

Check #	Vendor Name	Amount	Explanation
99496	Greenon Local School District	\$15,295.85	Psychologist and Food Service Contracts
99506	Team Fishel	\$15,670.53	Boring and Fiber Optic Line to Multi-Purpose Building
99521	Kapp Construction	\$28,400.62	Draw #10
99524	Tri-County Electric	\$11,250.00	Electrical work in HS Parking Lot-Seal conduit and concrete work
99590	MVECA	\$16,675.73	Chad Park-2nd half year invoice
997475	The F.D. Lawrence Electric Company	\$19,763.43	Electrical Service Panel for HS
997475	Payroll	\$481,687.60	Payroll for April 5th and 20th
997476	Foundation	\$65,619.50	County Board, Community Schools, Open Enrollment, ect
997479	Retirement STRS	\$55,224.00	Board share of certified staff retirement
997480	Retirement SERS	\$14,130.00	Board share of classified staff retirement
997487	Payroll	\$6,512.85	Board Portion of Medicare
997464	EPC-Self Funded Medical Plan	\$85,648.17	Board share of medical insurance

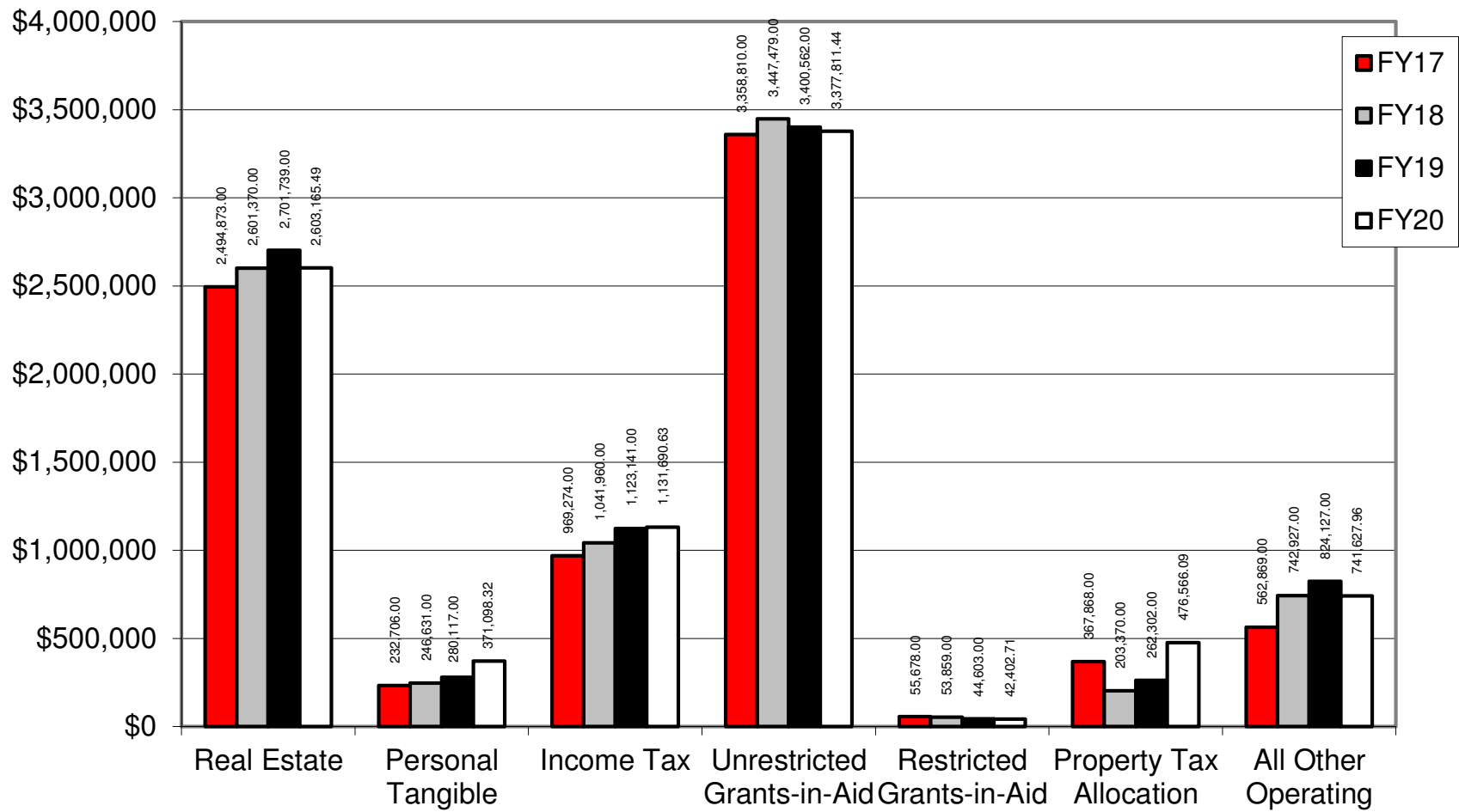
FTD BUDGETED vs. FTD ACTUAL



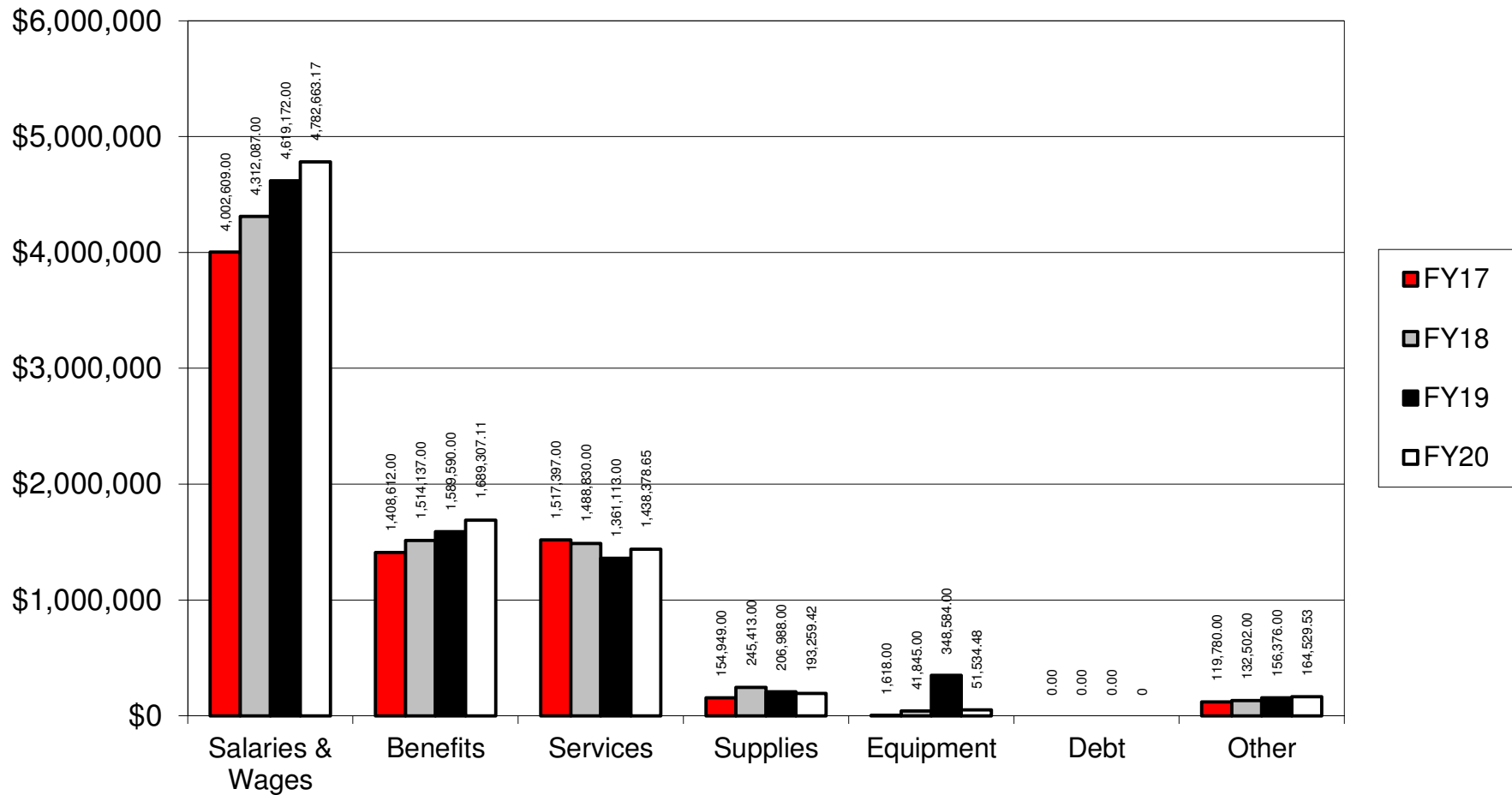
FTD BUDGETED vs. FTD ACTUAL



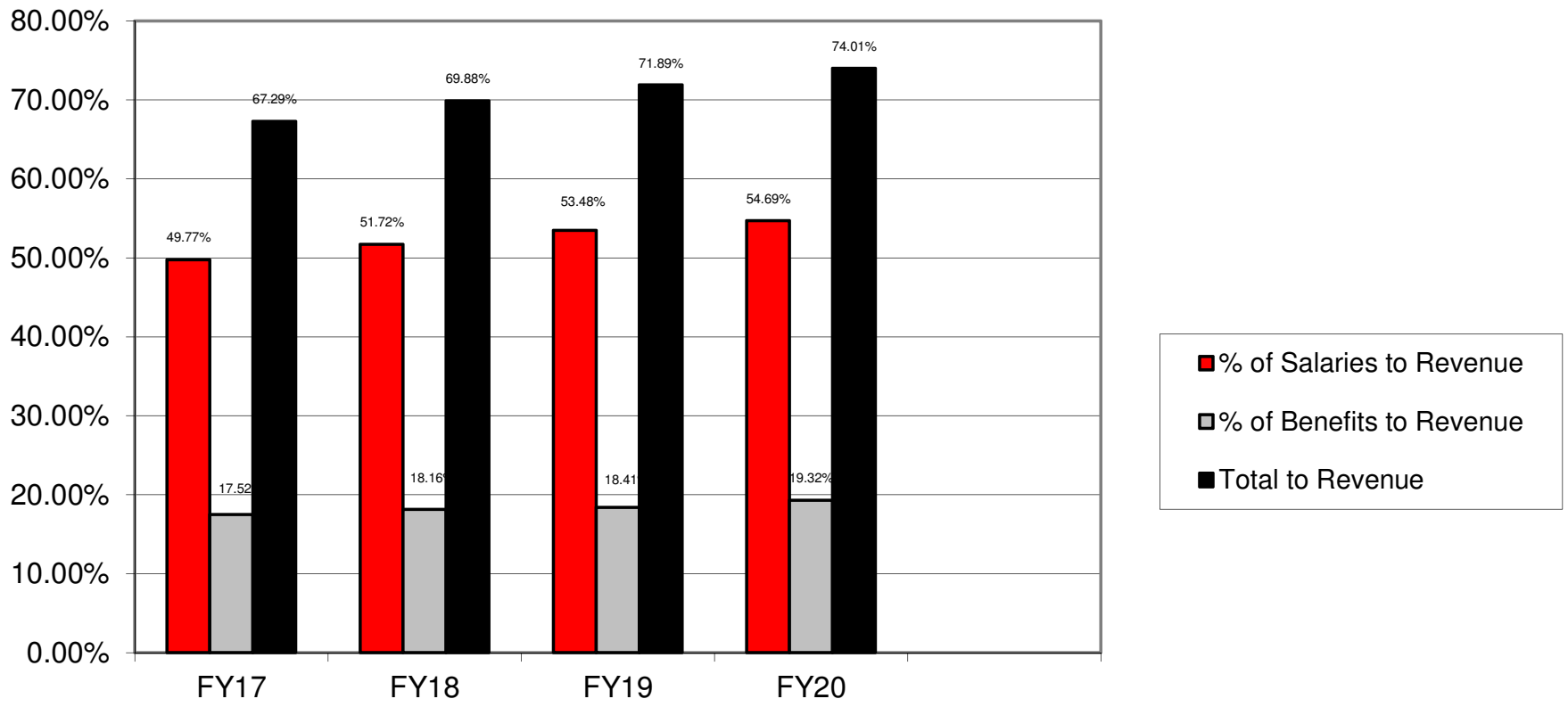
HISTORICAL REVENUE



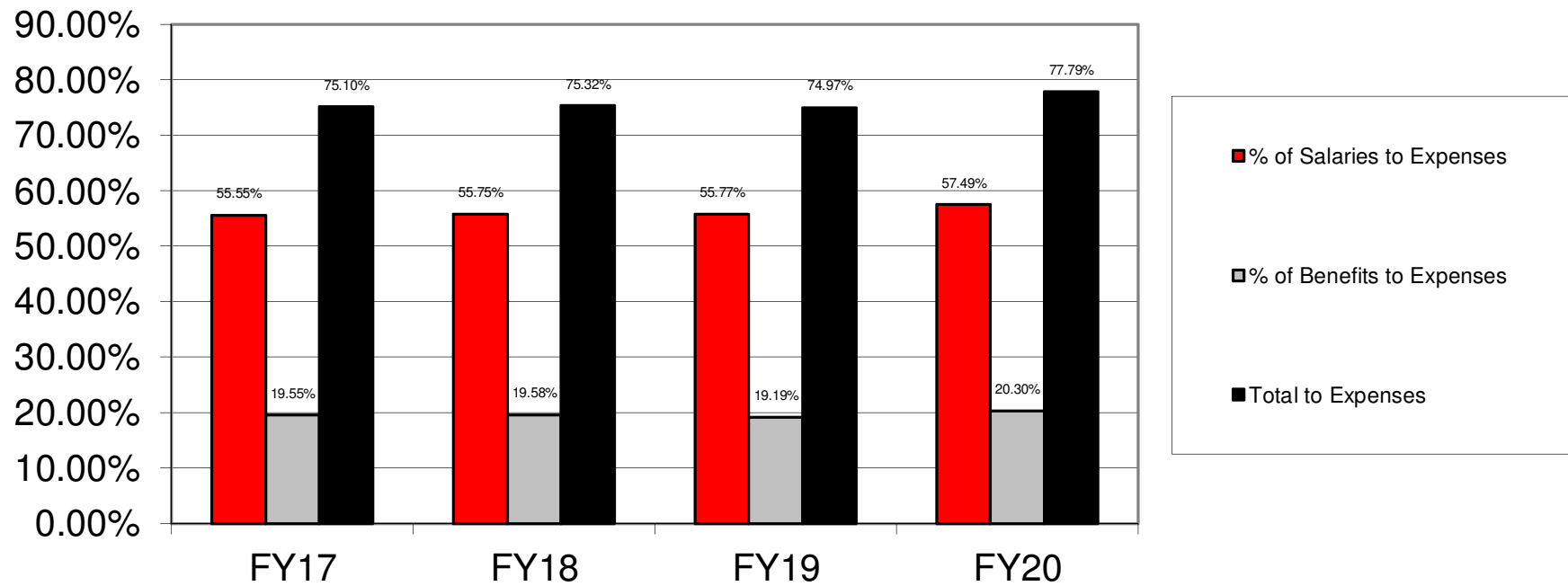
HISTORICAL EXPENDITURES



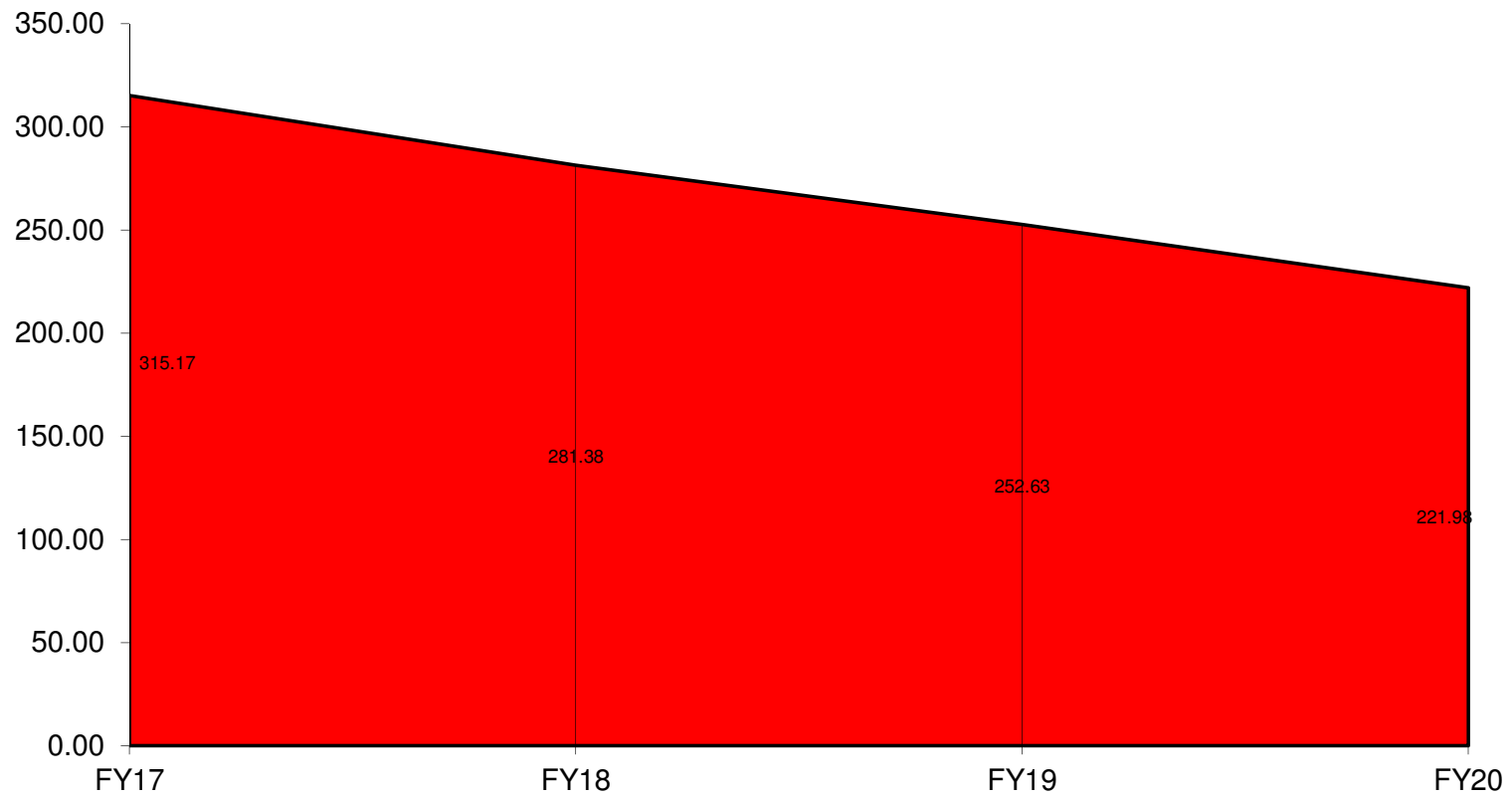
% OF SALARIES AND BENEFITS TO REVENUE



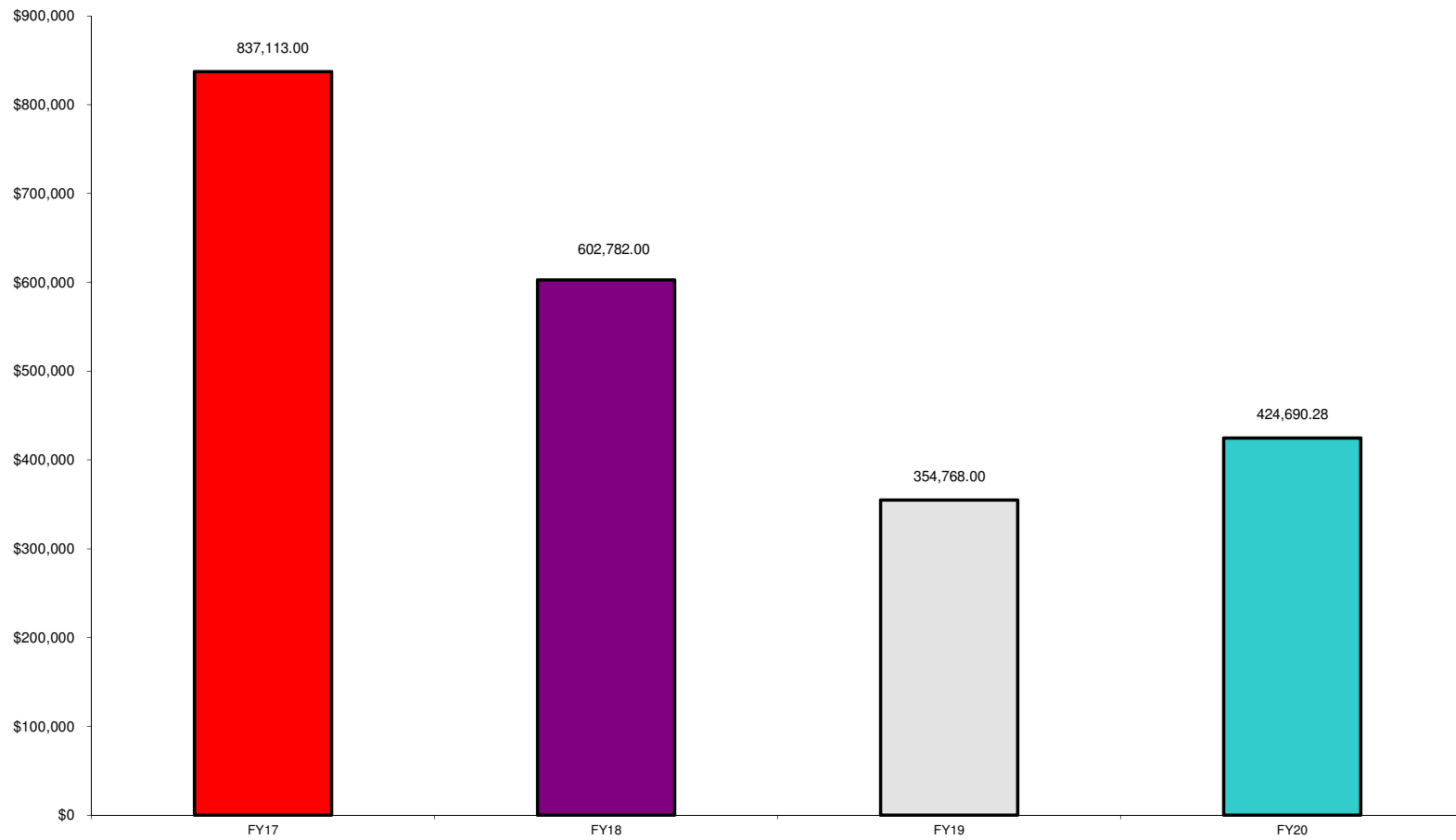
% OF SALARIES AND BENEFITS TO EXPENDITURES



Days of Operating Cash



SURPLUS/DEFICIT



Start Date: 04/01/2020

End Date: 04/30/2020

SOUTHEASTERN LOCAL SCHOOL

Disbursement Summary Report

Reference Number	Check Number	Type	Date	Name	Vendor #	Status	Reconcile Date	Void Date	Amount
20853	0	ACCOUNTS_PAYA BLE	4/24/2020	Direct Energy Business	34790	VOID		4/24/2020	\$ 1,181.78
19541	99492	ACCOUNTS_PAYA BLE	4/6/2020	CASELL CONCEPTS	2725	RECONCILED	4/30/2020		842.00
19542	99493	ACCOUNTS_PAYA BLE	4/6/2020	DARRICK RIGGS	32170	RECONCILED	4/30/2020		200.00
19543	99494	ACCOUNTS_PAYA BLE	4/6/2020	DAYTON POWER AND LIGHT COMPANY	32183	RECONCILED	4/30/2020		4,106.02
19544	99495	ACCOUNTS_PAYA BLE	4/6/2020	Great Lakes Biomedical LTD	34176	RECONCILED	4/30/2020		340.00
19545	99496	ACCOUNTS_PAYA BLE	4/6/2020	Greenon Local School District	34028	RECONCILED	4/30/2020		15,295.85
19546	99497	ACCOUNTS_PAYA BLE	4/6/2020	JANTON COMPANY	6405	RECONCILED	4/30/2020		676.00
19547	99498	ACCOUNTS_PAYA BLE	4/6/2020	Jones Ink Screen Printing	880241	RECONCILED	4/30/2020		1,640.50
19548	99499	ACCOUNTS_PAYA BLE	4/6/2020	KAREN WYATT	31564	RECONCILED	4/30/2020		20.88
19549	99500	ACCOUNTS_PAYA BLE	4/6/2020	KS StateBank	35201	RECONCILED	4/30/2020		296.05
19550	99501	ACCOUNTS_PAYA BLE	4/6/2020	School Health Corporation	34123	RECONCILED	4/30/2020		67.39
19551	99502	ACCOUNTS_PAYA BLE	4/6/2020	SDE REGISTRATIONS	30400	RECONCILED	4/30/2020		838.00
19552	99503	ACCOUNTS_PAYA BLE	4/6/2020	SHOEMAKER'S HOME CENTER	11950	RECONCILED	4/30/2020		229.86
19553	99504	ACCOUNTS_PAYA BLE	4/6/2020	Shopes Tree Service, LLC	34787	RECONCILED	4/30/2020		3,325.00
19554	99505	ACCOUNTS_PAYA BLE	4/6/2020	Southern Ohio Supply LLC	880201	RECONCILED	4/30/2020		75.00
19555	99506	ACCOUNTS_PAYA BLE	4/6/2020	Team Fishel	880177	RECONCILED	4/30/2020		15,670.53
19556	99507	ACCOUNTS_PAYA BLE	4/6/2020	Time Warner Cable-SWO Division	35001	RECONCILED	4/30/2020		345.00
19557	99508	ACCOUNTS_PAYA BLE	4/6/2020	TRANS ACCESSORIES CO INC	13049	RECONCILED	4/30/2020		307.86
19558	99510	ACCOUNTS_PAYA BLE	4/13/2020	Auto-Jet Muffler Corp.	33738	RECONCILED	4/30/2020		858.44
19559	99511	ACCOUNTS_PAYA BLE	4/13/2020	CARDINAL BUS SALES &	11859	RECONCILED	4/30/2020		263.46
19560	99512	ACCOUNTS_PAYA BLE	4/13/2020	CARRIE Henry	31811	RECONCILED	4/30/2020		334.08
19561	99513	ACCOUNTS_PAYA BLE	4/13/2020	CHARLESTON PHARMACY	2130	RECONCILED	4/30/2020		11.99
19562	99514	ACCOUNTS_PAYA	4/13/2020	Clark County	880124	RECONCILED	4/30/2020		486.00

Start Date: 04/01/2020

End Date: 04/30/2020

SOUTHEASTERN LOCAL SCHOOL

Disbursement Summary Report

Reference Number	Check Number	Type	Date	Name	Vendor #	Status	Reconcile Date	Void Date	Amount
		BLE		Juvenile Court					
19563	99515	ACCOUNTS_PAYA	4/13/2020	Cleveland Tank Supply	34878	RECONCILED	4/30/2020		\$ 1,318.00
		BLE							
19564	99516	ACCOUNTS_PAYA	4/13/2020	eFax Corporate	880217	RECONCILED	4/30/2020		169.90
		BLE							
19565	99517	ACCOUNTS_PAYA	4/13/2020	Geer Gas Corporation	10097	RECONCILED	4/30/2020		20.46
		BLE							
19566	99518	ACCOUNTS_PAYA	4/13/2020	GORDON FOOD SERVICE	14629	RECONCILED	4/30/2020		126.05
		BLE							
19567	99519	ACCOUNTS_PAYA	4/13/2020	H. W. MANN & SONS	7650	RECONCILED	4/30/2020		175.00
		BLE							
19568	99520	ACCOUNTS_PAYA	4/13/2020	Jessica Detty	34642	RECONCILED	4/30/2020		200.00
		BLE							
19569	99521	ACCOUNTS_PAYA	4/13/2020	Kapp Construction Inc.	880109	RECONCILED	4/30/2020		28,400.62
		BLE							
19570	99522	ACCOUNTS_PAYA	4/13/2020	Sarah Cline	34697	RECONCILED	4/30/2020		200.00
		BLE							
19571	99523	ACCOUNTS_PAYA	4/13/2020	Sunrise Co-Op	32513	RECONCILED	4/30/2020		512.13
		BLE							
19572	99524	ACCOUNTS_PAYA	4/13/2020	Tri-County Electric, LLC	880058	RECONCILED	4/30/2020		11,250.00
		BLE							
19573	99525	ACCOUNTS_PAYA	4/13/2020	Valerie Dilillo	33679	RECONCILED	4/30/2020		99.94
		BLE							
19574	99526	ACCOUNTS_PAYA	4/13/2020	VILLAGE OF S. CHARLESTON	13400	RECONCILED	4/30/2020		1,788.77
		BLE							
19575	99527	ACCOUNTS_PAYA	4/16/2020	American Fidelity Administrive	34825	RECONCILED	4/30/2020		42.25
		BLE							
19576	99528	ACCOUNTS_PAYA	4/16/2020	CLARK COUNTY EDUCATIONAL	2300	RECONCILED	4/30/2020		479.29
		BLE							
19577	99529	ACCOUNTS_PAYA	4/16/2020	KS StateBank	35201	RECONCILED	4/30/2020		296.05
		BLE							
19578	99530	ACCOUNTS_PAYA	4/16/2020	Tri-County Electric, LLC	880058	RECONCILED	4/30/2020		3,050.00
		BLE							
19579	99531	ACCOUNTS_PAYA	4/16/2020	Walsworth Publishing Company	30081	RECONCILED	4/30/2020		1,005.36
		BLE							
20893	99532	REFUND	4/24/2020	BRAD MCKEE	32373	RECONCILED	4/30/2020		500.00
20921	99533	REFUND	4/24/2020	Brian Call	33327	OUTSTANDING			180.00
20866	99534	REFUND	4/24/2020	Janice Bell	88245	RECONCILED	4/30/2020		500.00
20867	99535	REFUND	4/23/2020	Tabitha Blankenship	88246	RECONCILED	4/30/2020		500.00
20868	99536	REFUND	4/23/2020	Pamela Carpenter	88247	OUTSTANDING			500.00
20869	99537	REFUND	4/23/2020	Jennifer Cason	88248	RECONCILED	4/30/2020		500.00
20870	99538	REFUND	4/23/2020	Christopher Clark	88249	RECONCILED	4/30/2020		500.00
20871	99539	REFUND	4/23/2020	Heather Cline	88250	RECONCILED	4/30/2020		365.00
20872	99540	REFUND	4/23/2020	Melissa Hanuska	88251	OUTSTANDING			500.00

Start Date: 04/01/2020

End Date: 04/30/2020

SOUTHEASTERN LOCAL SCHOOL

Disbursement Summary Report

Reference Number	Check Number	Type	Date	Name	Vendor #	Status	Reconcile Date	Void Date	Amount
20873	99541	REFUND	4/23/2020	Amber Davis	88252	OUTSTANDING			\$ 500.00
20874	99542	REFUND	4/23/2020	Heather Davis	88253	RECONCILED	4/30/2020		500.00
20875	99543	REFUND	4/23/2020	Terri Davlin	88254	OUTSTANDING			500.00
20876	99544	REFUND	4/23/2020	Amy Merideth	88255	OUTSTANDING			320.00
20877	99545	REFUND	4/23/2020	Ashley Wertz	88256	OUTSTANDING			500.00
20878	99546	REFUND	4/23/2020	Andrea Ervin	88257	RECONCILED	4/30/2020		500.00
20879	99547	REFUND	4/23/2020	Holly Flax	88258	OUTSTANDING			500.00
20880	99548	REFUND	4/23/2020	Rachel Lawler	88259	RECONCILED	4/30/2020		500.00
20881	99549	REFUND	4/23/2020	Amanda Griffen	88260	OUTSTANDING			500.00
20882	99550	REFUND	4/23/2020	Steve Hamilton	88261	RECONCILED	4/30/2020		500.00
20883	99551	REFUND	4/23/2020	Melissa Nickell	88262	OUTSTANDING			500.00
20884	99552	REFUND	4/23/2020	Kyle Horner	88263	RECONCILED	4/30/2020		500.00
20885	99553	REFUND	4/23/2020	Stephanie Ervin	88264	RECONCILED	4/30/2020		500.00
20886	99554	REFUND	4/23/2020	Vickie South	88265	RECONCILED	4/30/2020		500.00
20887	99555	REFUND	4/23/2020	Rob Keehner	88266	OUTSTANDING			500.00
20888	99556	REFUND	4/23/2020	Jamie Kenly	88267	RECONCILED	4/30/2020		500.00
20889	99557	REFUND	4/23/2020	Toni Layne	88268	RECONCILED	4/30/2020		500.00
20890	99558	REFUND	4/23/2020	Brandy Lemaster	88269	RECONCILED	4/30/2020		500.00
20891	99559	REFUND	4/23/2020	William Parsons	88270	RECONCILED	4/30/2020		500.00
20892	99560	REFUND	4/23/2020	Jeff Lynch	88271	OUTSTANDING			500.00
20894	99561	REFUND	4/24/2020	Ginger McKinney	88273	OUTSTANDING			500.00
20895	99562	REFUND	4/24/2020	Matt Meyer	88274	OUTSTANDING			485.00
20896	99563	REFUND	4/24/2020	Angela Miller	88275	RECONCILED	4/30/2020		500.00
20897	99564	REFUND	4/24/2020	Mark Shafer	88276	RECONCILED	4/30/2020		500.00
20898	99565	REFUND	4/24/2020	Sandy Mosier	88277	RECONCILED	4/30/2020		500.00
20899	99566	REFUND	4/24/2020	Mary Jo Neal	88278	OUTSTANDING			500.00
20900	99567	REFUND	4/24/2020	Melissa Newman	88279	OUTSTANDING			250.00
20901	99568	REFUND	4/24/2020	Jason Newman	88280	OUTSTANDING			250.00
20902	99569	REFUND	4/24/2020	Carla Nicholson	88281	RECONCILED	4/30/2020		500.00
20903	99570	REFUND	4/24/2020	Timothy Ervin	88282	RECONCILED	4/30/2020		1,000.00
20904	99571	REFUND	4/24/2020	Alison Segrest	88283	OUTSTANDING			500.00
20905	99572	REFUND	4/24/2020	Mark Shepherd	88284	OUTSTANDING			500.00
20906	99573	REFUND	4/24/2020	Lori Skillings	88285	RECONCILED	4/30/2020		500.00
20907	99574	REFUND	4/24/2020	Cindi Fitzgerald	88286	RECONCILED	4/30/2020		500.00
20908	99575	REFUND	4/24/2020	Chad Spencer	88287	RECONCILED	4/30/2020		500.00
20909	99576	REFUND	4/24/2020	Jennifer Stout	88288	OUTSTANDING			500.00
20910	99577	REFUND	4/24/2020	Michelle Sulfridge	88289	RECONCILED	4/30/2020		1,000.00
20911	99578	REFUND	4/24/2020	David Taylor	88290	OUTSTANDING			500.00
20912	99579	REFUND	4/24/2020	Robin Tehan	88291	RECONCILED	4/30/2020		500.00
20913	99580	REFUND	4/24/2020	Jill Walton	88292	OUTSTANDING			500.00

Start Date: 04/01/2020

End Date: 04/30/2020

SOUTHEASTERN LOCAL SCHOOL

Disbursement Summary Report

Reference Number	Check Number	Type	Date	Name	Vendor #	Status	Reconcile Date	Void Date	Amount
20914	99581	REFUND	4/24/2020	Matthew Weller	88293	RECONCILED	4/30/2020		\$ 500.00
20915	99582	REFUND	4/24/2020	Sylvia Hicks	88294	OUTSTANDING			500.00
20916	99583	REFUND	4/24/2020	Misty Whitley	88295	OUTSTANDING			500.00
20917	99584	REFUND	4/24/2020	Adam Williford	88296	OUTSTANDING			500.00
20918	99585	REFUND	4/24/2020	Melanie Wilt	88297	RECONCILED	4/30/2020		500.00
20919	99586	REFUND	4/24/2020	Ramona Lyon	88298	OUTSTANDING			500.00
20920	99587	REFUND	4/24/2020	Carol Simpson	88299	RECONCILED	4/30/2020		135.00
20865	99588	REFUND	4/24/2020	Caroline Asebrook	880244	OUTSTANDING			500.00
20854	99589	ACCOUNTS_PAYA BLE	4/24/2020	VECTREN ENERGY DELIVERY	3350	RECONCILED	4/30/2020		1,721.60
20861	99590	ACCOUNTS_PAYA BLE	4/24/2020	MVECA	8305	OUTSTANDING			16,675.73
20858	99591	ACCOUNTS_PAYA BLE	4/24/2020	MONTGOMERY CO EDUCATIONAL	8600	RECONCILED	4/30/2020		679.80
20856	99592	ACCOUNTS_PAYA BLE	4/24/2020	College Entrance Examination	10725	OUTSTANDING			204.00
20862	99593	ACCOUNTS_PAYA BLE	4/24/2020	Flagway House	30851	RECONCILED	4/30/2020		54.10
20857	99594	ACCOUNTS_PAYA BLE	4/24/2020	WILSON PRINTING AND GRAPHICS	31158	OUTSTANDING			357.98
20860	99595	ACCOUNTS_PAYA BLE	4/24/2020	AT&T	33049	RECONCILED	4/30/2020		136.49
20859	99596	ACCOUNTS_PAYA BLE	4/24/2020	Laura Hennigan	33644	OUTSTANDING			23.63
20922	99597	ACCOUNTS_PAYA BLE	4/24/2020	Direct Energy Business	34790	RECONCILED	4/30/2020		1,181.79
20852	99598	ACCOUNTS_PAYA BLE	4/24/2020	MCESC	34936	RECONCILED	4/30/2020		2,311.28
20864	99599	ACCOUNTS_PAYA BLE	4/24/2020	Levin Porter Associates, Inc	35178	OUTSTANDING			1,929.00
20863	99600	ACCOUNTS_PAYA BLE	4/24/2020	Walter Haverfield LLP	880130	OUTSTANDING			3,176.88
20855	99601	ACCOUNTS_PAYA BLE	4/24/2020	Nauman & Zelinski LLC	880225	OUTSTANDING			2,227.50
20923	99602	REFUND	4/27/2020	Teresa Powell	1000002	OUTSTANDING			65.00
20924	99603	ACCOUNTS_PAYA BLE	4/27/2020	The F.D. Lawrence Electric Company	1000000	OUTSTANDING			19,763.43
20925	997474	ACCOUNTS_PAYA BLE	4/30/2020	SECURITY NATIONAL BANK	900042	RECONCILED	4/30/2020		783.47
20926	997475	ACCOUNTS_PAYA BLE	4/30/2020	PAYROLL	900005	RECONCILED	4/30/2020		481,687.60
20927	997476	ACCOUNTS_PAYA BLE	4/30/2020	FOUNDATION	900014	RECONCILED	4/30/2020		65,619.50

Start Date: 04/01/2020

End Date: 04/30/2020

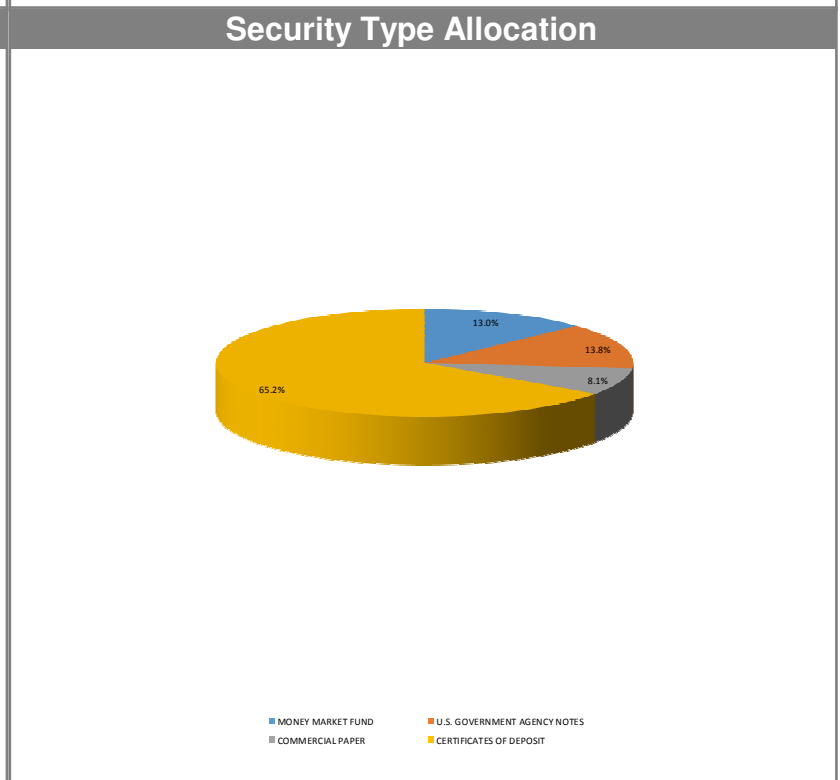
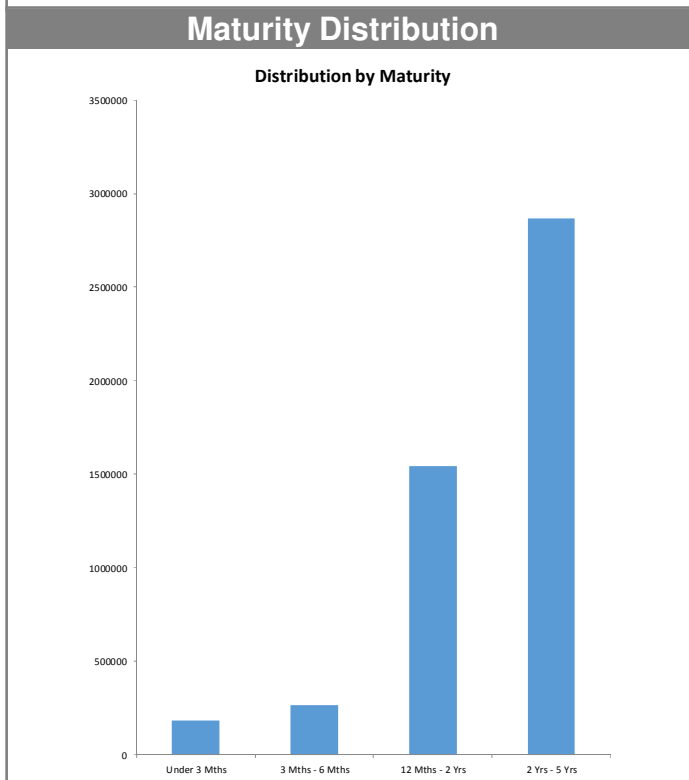
SOUTHEASTERN LOCAL SCHOOL

Disbursement Summary Report

Reference Number	Check Number	Type	Date	Name	Vendor #	Status	Reconcile Date	Void Date	Amount
20928	997477	ACCOUNTS_PAYA BLE	4/30/2020	AUDITOR & TREAS. FEES	900034	RECONCILED	4/30/2020		\$ 4,580.40
20929	997478	ACCOUNTS_PAYA BLE	4/30/2020	SECURITY NATIONAL BANK	900042	RECONCILED	4/30/2020		100.00
20930	997479	ACCOUNTS_PAYA BLE	4/30/2020	RETIREMENT STRS	900001	RECONCILED	4/30/2020		55,224.00
20931	997480	ACCOUNTS_PAYA BLE	4/30/2020	RETIREMENT SERS	900002	RECONCILED	4/30/2020		14,130.00
20932	997481	ACCOUNTS_PAYA BLE	4/30/2020	EPC-Self-Funded Medical Plan	900052	RECONCILED	4/30/2020		85,648.17
20935	997482	ACCOUNTS_PAYA BLE	4/30/2020	EPC Dental/Vision Benefit Plan	900053	RECONCILED	4/30/2020		4,189.09
20934	997483	ACCOUNTS_PAYA BLE	4/30/2020	EPC-Dental/Vision Benefit Plan	900054	RECONCILED	4/30/2020		1,310.02
20933	997484	ACCOUNTS_PAYA BLE	4/30/2020	Sun Life Assurance	900055	RECONCILED	4/30/2020		433.44
20937	997485	ACCOUNTS_PAYA BLE	4/30/2020	RETIREMENT STRS	900001	RECONCILED	4/30/2020		4,477.32
20938	997486	ACCOUNTS_PAYA BLE	4/30/2020	RETIREMENT SERS	900002	RECONCILED	4/30/2020		643.76
20936	997487	ACCOUNTS_PAYA BLE	4/30/2020	PAYROLL	900005	RECONCILED	4/30/2020		6,512.85
Grand Total									\$ 900,378.34

Monthly Investment Summary
Southeastern Local Schools
US Bank Custodian Acct Ending x70998
 April 30, 2020

Monthly Cash Flow Activity		Market Value Summary				
From 03-31-20 through 04-30-20						
Beginning Book Value	5,366,455.36	Security Type	Market Value	Pct. Assets	Avg Yield at Cost	Wght Avg Mat
Contributions	0.00	Money Market Fund				
Withdrawals	0.00	MONEY MARKET FUND	720,028.46	12.9	0.13	0.00
Prior Month Management Fees	-687.64	Fixed Income				
Realized Gains/Losses	0.00	U.S. GOVERNMENT AGENCY NOTES	765,256.42	13.7	1.34	1.84
Gross Interest Earnings	14,671.60	Accrued Interest	1,555.78	0.0		
Ending Book Value	5,380,439.32	Commercial Paper				
		COMMERCIAL PAPER	449,619.10	8.1	1.91	0.23
		Certificate of Deposit				
		CERTIFICATES OF DEPOSIT	3,623,460.39	65.0	2.52	2.96
		Accrued Interest	18,178.85	0.3		
		TOTAL PORTFOLIO	5,578,099.00	100.0	2.00	2.20


Disclosures:

RedTree's internal accounting system is used as the source of the market value of this account. Although obtained from a source believed to be reliable, we cannot guarantee its accuracy. You should review all account statements provided by the custodian and compare with the statements provided by RedTree.

Portfolio Holdings Report
Southeastern Local Schools
US Bank Custodian Acct Ending x70998
 April 30, 2020

Quantity	Cusip	Security Description	Moody's	S&P	Cost Basis	Market Value	Yield at Cost	Wtd Maturity	Purchase Date
U.S. GOVERNMENT AGENCY NOTES									
515,000	3136G34Y8	Federal Natl Mtg Assoc 1.600% Due 08-24-21	Aaa	AA+	515,000.00	515,432.13	1.60	1.29	08-30-16
250,000	3135G03P6	Federal Natl Mtg Assoc 0.800% Due 04-27-23	Aaa	AA+	250,000.00	249,824.29	0.80	2.95	04-27-20
		Accrued Interest				1,555.78			
					765,000.00	766,812.20	1.34	1.84	
CERTIFICATES OF DEPOSIT									
246,000	17312Q2P3	Citibank NA, SD 2.900% Due 02-07-22			245,754.00	255,728.32	2.94	1.72	02-07-19
246,000	87270LBT9	TIAA FSB, FL 2.850% Due 02-22-22			245,754.00	255,696.34	2.89	1.77	02-22-19
246,000	02007GJD6	Ally Bank, UT 2.700% Due 03-21-22			245,877.00	255,372.85	2.71	1.85	03-26-19
246,000	7954502A2	Sallie Mae Bank, UT 2.750% Due 03-21-22			245,569.50	255,604.82	2.81	1.85	03-21-19
246,000	33847E2J5	Flagstar Bank FSB, MI 2.500% Due 06-13-22			245,926.20	255,246.65	2.51	2.05	06-12-19
249,000	949763YK6	Wells Fargo Bank, SD 2.850% Due 03-13-23			248,564.25	263,570.98	2.91	2.75	03-13-19
248,000	05580AWK6	BMW Bank of North America, UT 1.450% Due 04-14-23			247,752.00	252,743.99	1.48	2.89	04-15-20
246,000	61690UGW4	Morgan Stanley Bank, UT 2.600% Due 06-06-23			245,508.00	259,542.05	2.65	2.96	06-06-19
246,000	61760AF46	Morgan Stanley Private Bank, NY 2.600% Due 06-06-23			246,000.00	259,542.05	2.60	2.96	06-10-19
249,000	90348JJQ4	UBS Bank USA, UT 2.900% Due 04-03-24			248,875.50	269,198.38	2.93	3.70	04-03-19
246,000	38149MAZ6	Goldman Sachs Bank USA, NY 2.700% Due 06-05-24			245,877.00	264,611.13	2.71	3.86	06-10-19
247,000	14042TBQ9	Capital One Bank USA, Glen Allen, VA 2.250% Due 08-07-24			246,506.00	261,442.09	2.29	4.07	08-07-19
247,000	14042RMW8	Capital One, NA, Mclean, VA 2.100% Due 08-14-24			246,629.50	259,906.74	2.13	4.10	08-16-19
248,000	856285TF8	State Bank of India, NY 1.600% Due 04-29-25			247,132.00	255,254.00	1.67	4.80	04-29-20
		Accrued Interest				18,178.85			
					3,451,724.95	3,641,639.24	2.52	2.96	
COMMERCIAL PAPER									
185,000	89233GFG6	Toyota Motor Credit 0.000% Due 06-16-20	P-1	A-1+	182,283.28	184,937.10	2.01	0.13	09-23-19
265,000	89119AHH4	TD USA 0.000% Due 08-17-20	P-1	A-1+	261,402.63	264,682.00	1.83	0.30	11-21-19
					443,685.91	449,619.10	1.91	0.23	
MONEY MARKET FUND									
	USBMMF	First American Treasury Obligations Fund			720,028.46	720,028.46	0.13		
TOTAL PORTFOLIO					5,380,439.32	5,578,099.00	2.00	2.20	

Disclosures:

RedTree's internal accounting system is used as the source of the market value of this account. Although obtained from a source believed to be reliable, we cannot guarantee its accuracy. You should review all account statements provided by the custodian and compare with the statements provided by RedTree.

Questions? Call 888.596.2293 or email info@redtreeinv.com

Gross Depository Balances:

AP	\$66,792.32
ICS DDA	\$326,420.18
Point of Sales	\$62,769.35
ICS MMA	\$1,001,573.43
Red Tree	\$5,380,439.32
Payroll Interest	\$1.86

Total Depository Balances (Gross) \$6,837,996.46

Adjustments to Bank Balance:

Cash in Transit to Bank	\$0.00
Outstanding Checks	(\$65,505.11)
Adjustments:	
Movie Tickets	\$425.00
Payroll Transfer-March	\$3,483.20

Total Adjustments to Bank Balance (\$61,596.91)

Investments:

Treasury Bonds and Notes	\$0.00
Certificate of Deposits	\$0.00
Other Securities	\$0.00
Other Investments:	

Total Investments \$0.00

Cash on Hand:

Petty Cash:	
Change Cash:	
Cash with Fiscal Agent	\$0.00

Total Cash on Hand \$0.00

Total Balances \$6,776,399.55

Total Fund Balance \$6,776,399.55

Depository Clearance Accounts:

Total Clearance Account Balances \$0.00

Treasurer