

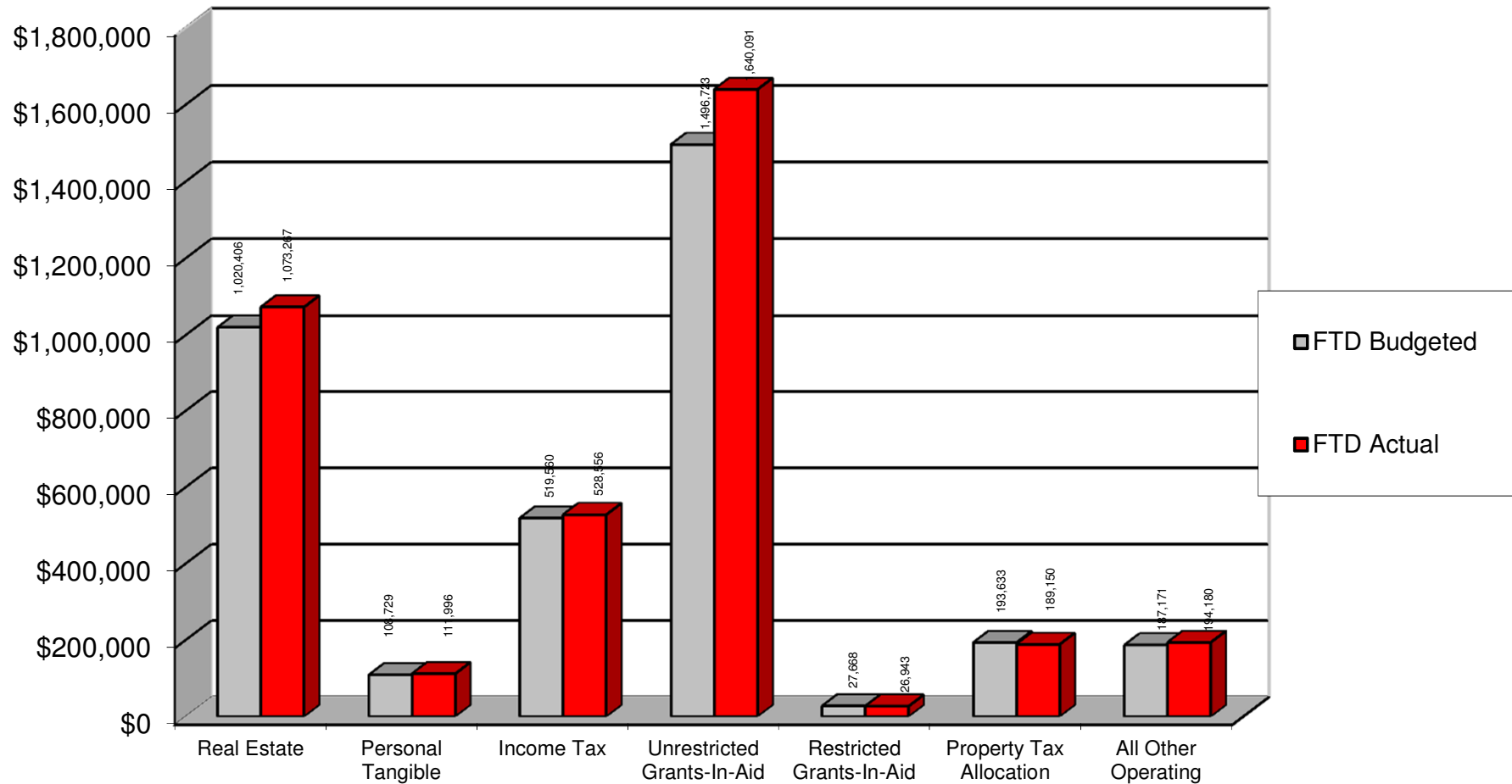
**SOUTHEASTERN LOCAL SCHOOL DISTRICT**

**FINANCIAL REPORT**

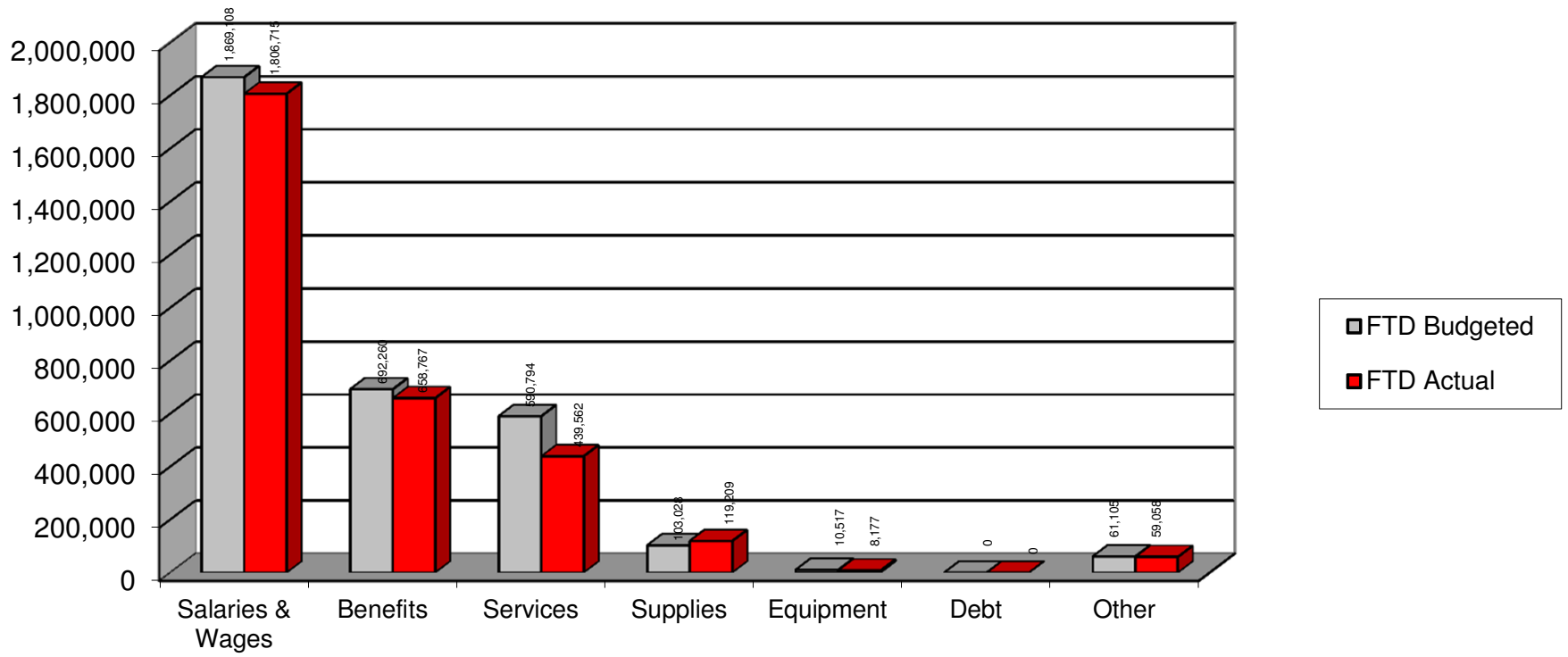
**11/30/2015**



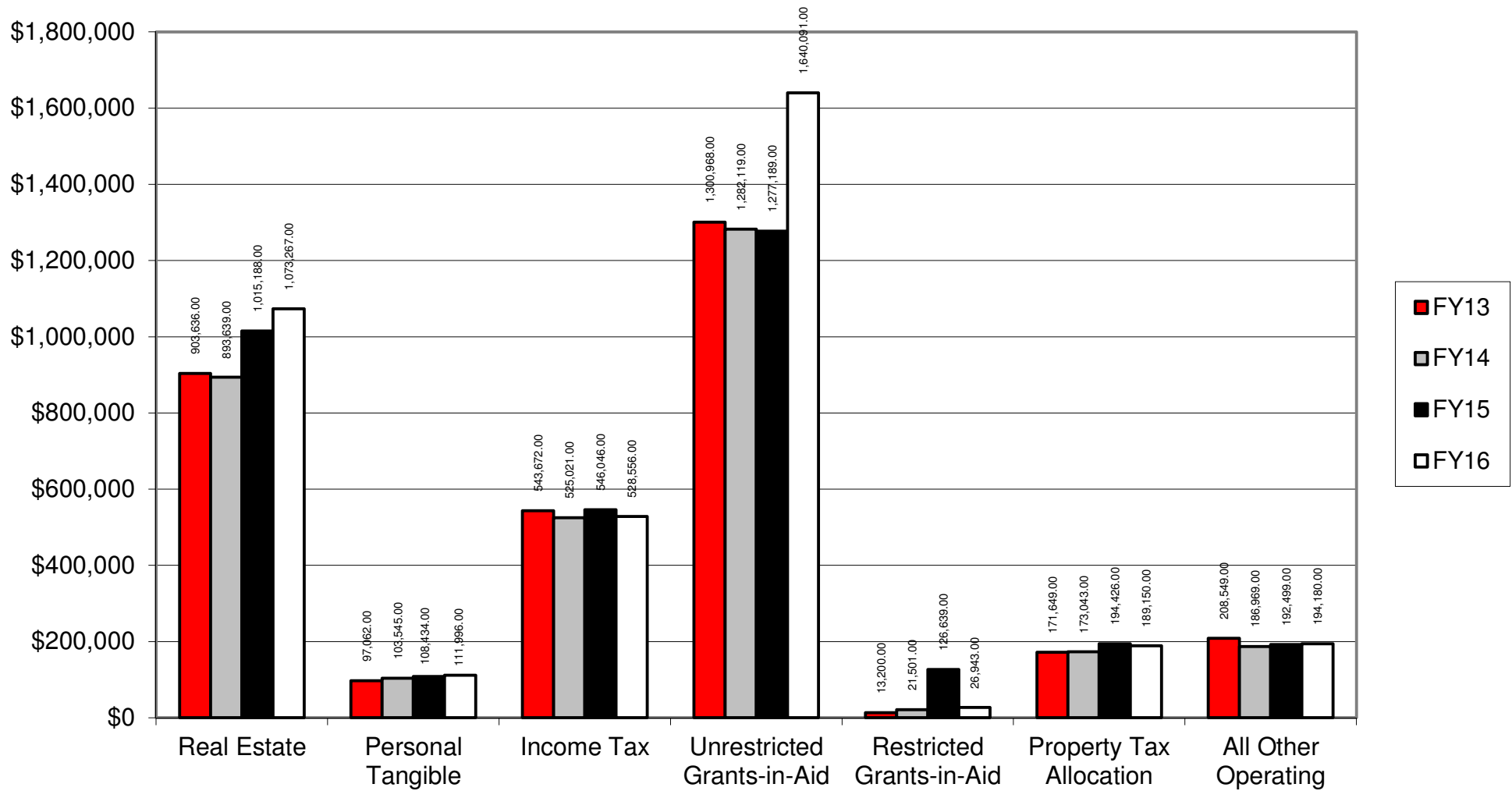
## FTD BUDGETED vs. FTD ACTUAL



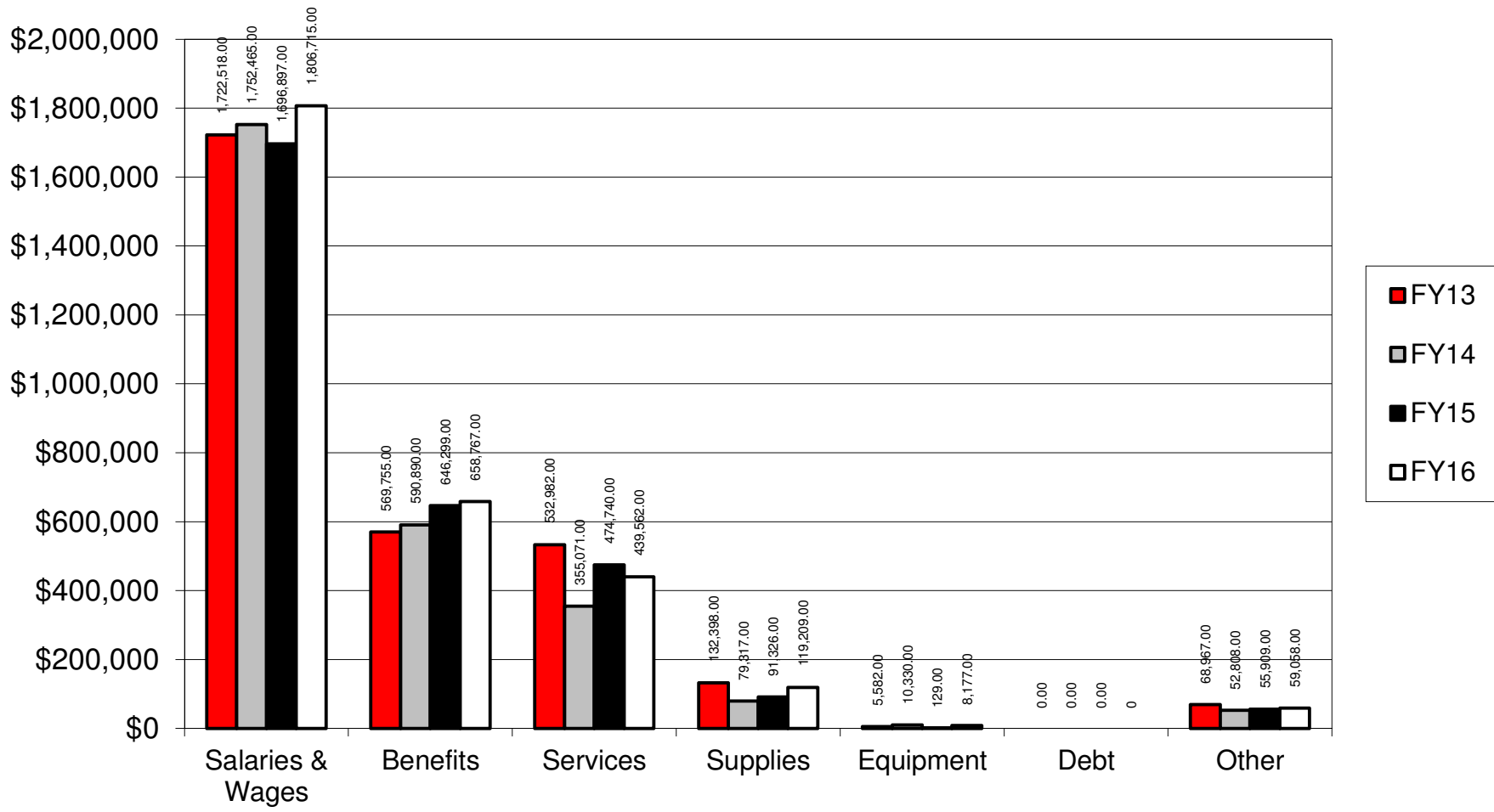
## FTD BUDGETED vs. FTD ACTUAL



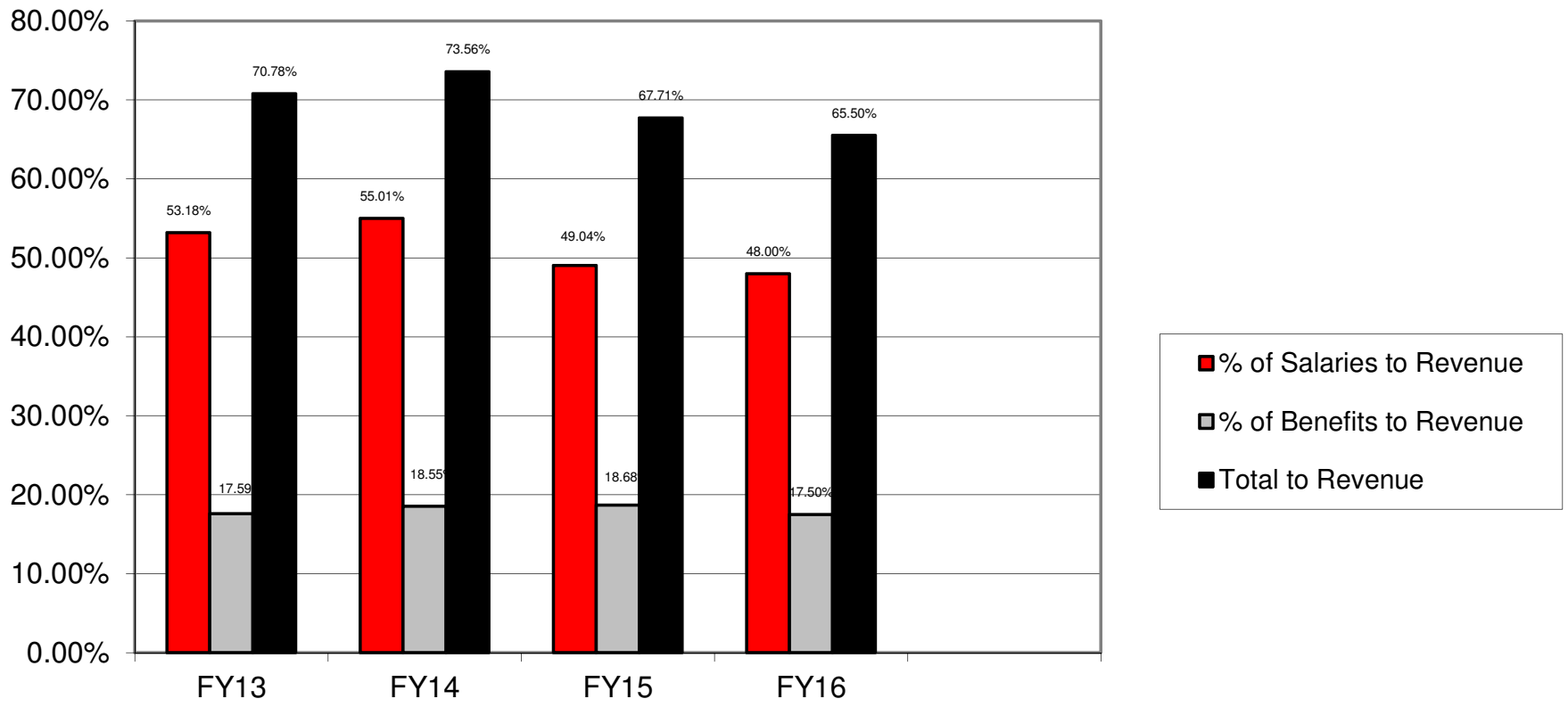
# HISTORICAL REVENUE



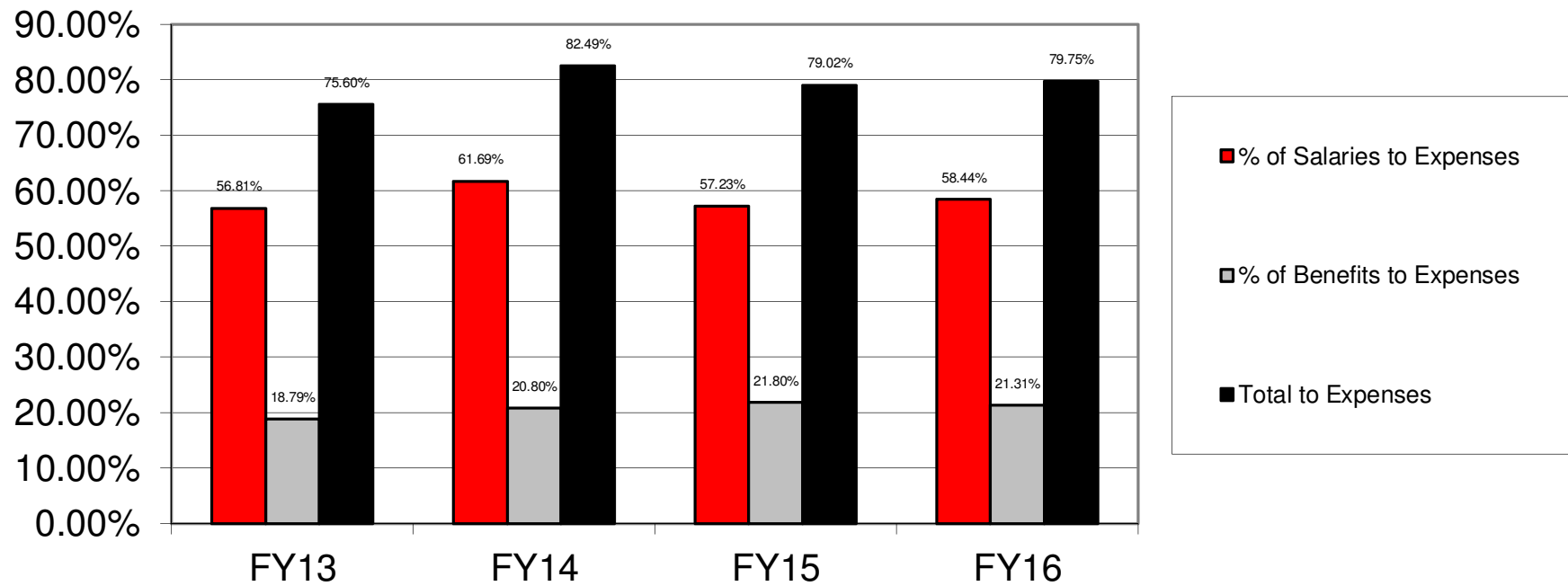
# HISTORICAL EXPENDITURES



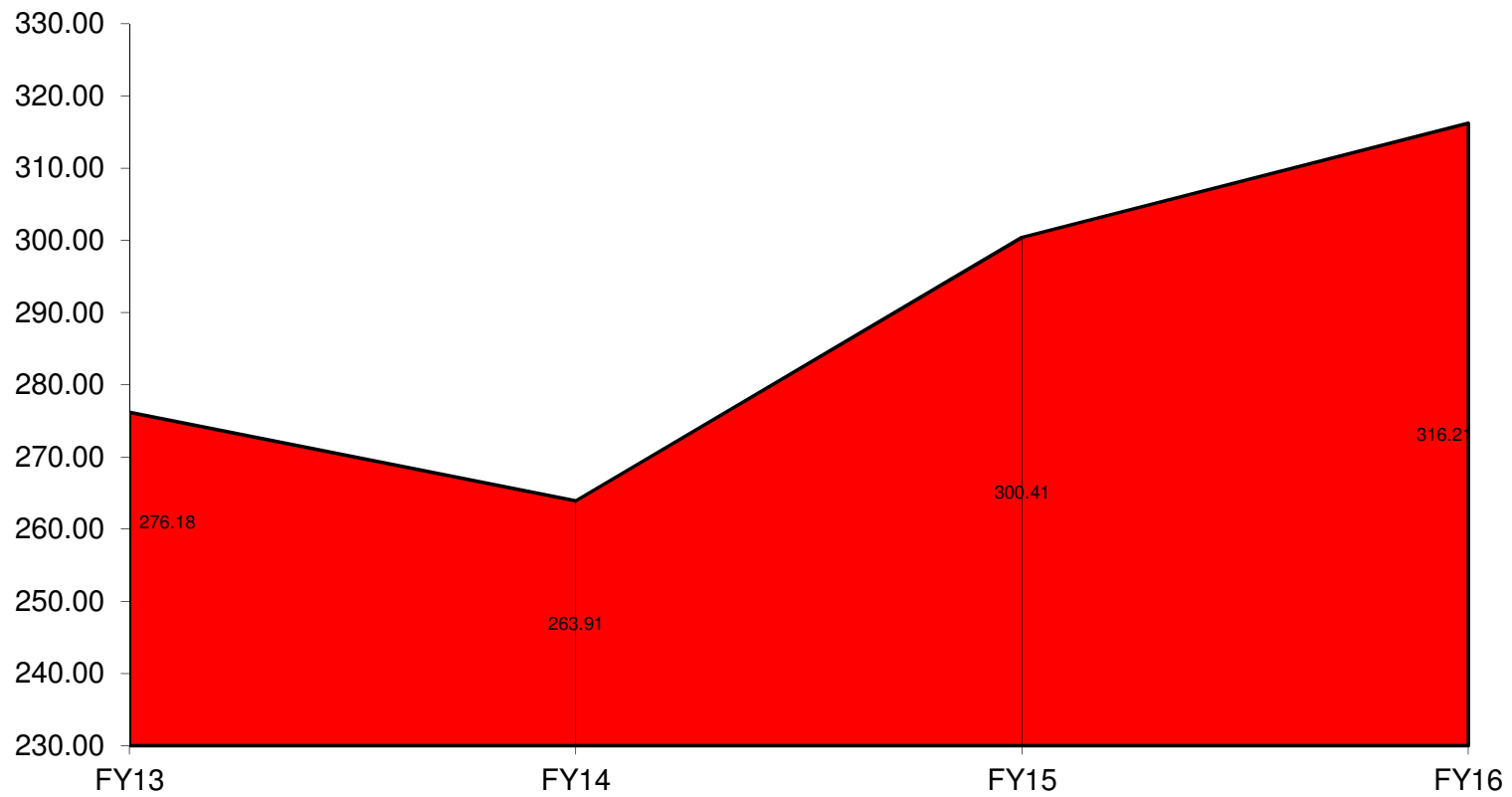
## % OF SALARIES AND BENEFITS TO REVENUE



## % OF SALARIES AND BENEFITS TO EXPENDITURES

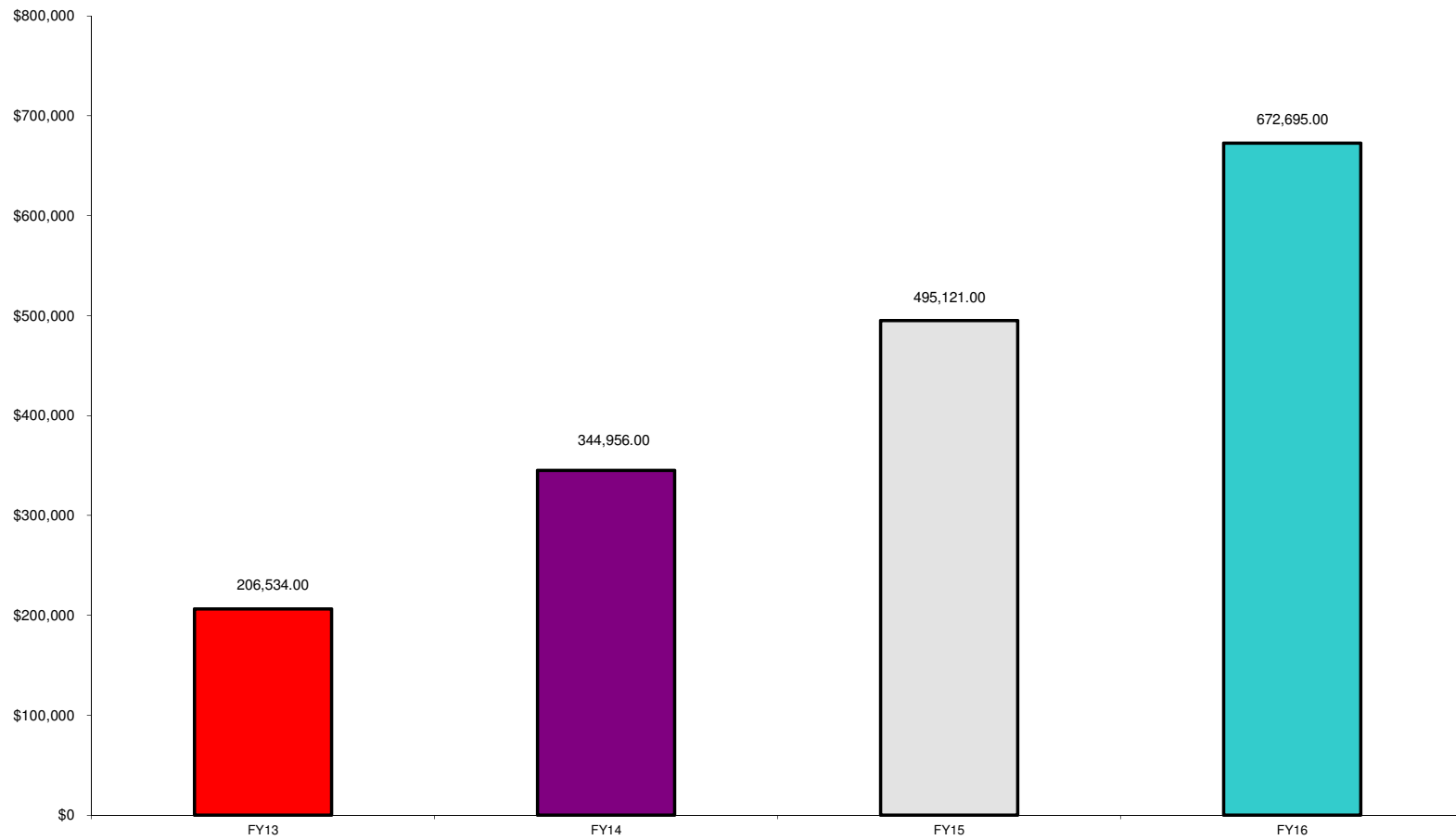


## Days of Operating Cash





# SURPLUS/DEFICIT



**MONTHLY BUDGET VARIANCE  
SOUTHEASTERN LOCAL SCHOOLS**

	<b>FTD Budgeted</b>	<b>FTD Actual</b>	<b>Variance</b>	<b>Percentage Variance</b>	<b>MTD Budgeted</b>	<b>MTD Actual</b>	<b>Variance</b>	<b>Percentage Variance</b>
<b>REVENUE</b>								
General Property (Real Estate)	\$1,020,406	\$1,073,267	\$52,861	5.18%	\$0	\$0	\$0	-
Tangible Personal Property	108,729	111,996	3,267	3.00%	0	0	0	-
Income Tax	519,560	528,556	8,996	1.73%	0	0	0	-
Unrestricted Grants-In-Aid	1,496,723	1,640,091	143,368	9.58%	297,593	300,158	2,565	0.86%
Restricted Grants-In-Aid	27,668	26,943	(725)	-2.62%	5,501	5,795	294	5.34%
Restricted Grants-In-Aid - SFSF	0	0	0	-	0	0	0	-
Property Tax Allocation	193,633	189,150	(4,483)	-2.32%	19,308	14,540	(4,768)	-24.69%
All Other Operating Revenue	187,171	194,180	7,009	3.74%	30,028	30,919	891	2.97%
<b>TOTAL REVENUE</b>	<b>\$3,553,890</b>	<b>\$3,764,183</b>	<b>\$210,293</b>	<b>5.92%</b>	<b>\$352,430</b>	<b>\$351,412</b>	<b>(\$1,018)</b>	<b>-0.29%</b>
<b>EXPENDITURES</b>								
Salaries & Wages	\$1,869,108	\$1,806,715	\$62,393	-3.34%	\$419,244	\$368,257	\$50,987	-12.16%
Benefits	692,260	658,767	33,493	-4.84%	134,797	127,006	7,791	-5.78%
Services	590,794	439,562	151,232	-25.60%	127,705	140,940	(\$13,235)	10.36%
Supplies	103,028	119,209	(16,181)	15.71%	4,198	17,785	(13,587)	323.65%
Equipment	10,517	8,177	2,340	-22.25%	0	299	(\$299)	#DIV/0!
Debt	0	0	0	-	0	0	0	-
Other	61,105	59,058	2,047	-3.35%	6,142	9,258	(3,116)	50.73%
<b>TOTAL EXPENSES</b>	<b>\$3,326,812</b>	<b>\$3,091,488</b>	<b>\$235,324</b>	<b>-7.07%</b>	<b>\$692,086</b>	<b>\$663,545</b>	<b>\$28,541</b>	<b>-4.12%</b>
<b>SURPLUS/DEFICIT</b>	<b>\$227,078</b>	<b>\$672,695</b>	<b>\$445,617</b>	<b>196.24%</b>	<b>(\$339,656)</b>	<b>(\$312,133)</b>	<b>\$27,523</b>	<b>-8.10%</b>
<b>OTHER USES/SOURCES</b>								
Transfers/Advances In	279,051	279,051	0	0.00%	0	0	0	-
Transfers/Advances Out	0	1,000	1,000	-	0	0	0	-
All Other Financing Sources/(Uses)	0	3,000	3,000	-	0	0	\$0	-
<b>NET SOURCES/USES</b>	<b>279,051</b>	<b>281,051</b>	<b>2,000</b>	<b>0.72%</b>	<b>0</b>	<b>0</b>	<b>0</b>	<b>-</b>
<b>BEGINNING CASH</b>	<b>\$5,988,692</b>	<b>\$5,988,692</b>	<b>\$0</b>	<b>0.00%</b>	<b>\$6,834,476</b>	<b>\$7,254,571</b>	<b>\$420,095</b>	<b>6.15%</b>
<b>ENDING CASH</b>	<b>\$6,494,821</b>	<b>\$6,942,438</b>	<b>\$447,617</b>	<b>6.89%</b>	<b>\$6,494,820</b>	<b>\$6,942,438</b>	<b>\$447,618</b>	<b>6.89%</b>
<b>ENCUMBRANCES</b>	<b>\$482,686</b>	<b>\$553,099</b>	<b>\$70,413</b>	<b>14.59%</b>	<b>\$482,686</b>	<b>\$553,099</b>	<b>\$70,413</b>	<b>14.59%</b>
<b>UNENCUMBERED CASH</b>	<b>\$6,012,135</b>	<b>\$6,389,339</b>	<b>\$377,204</b>	<b>6.27%</b>	<b>\$6,012,134</b>	<b>\$6,389,339</b>	<b>\$377,205</b>	<b>6.27%</b>

**HISTORICAL COMPARISON BY OBJECT  
SOUTHEASTERN LOCAL SCHOOLS**

	<b>FY 13</b> 7/12-11/12	<b>FY 14</b> 7/13-11/13	<b>% of</b> <b>Change</b>	<b>FY 15</b> 7/14-11/14	<b>% of</b> <b>Change</b>	<b>FY 16</b> 7/15-11/15	<b>% of</b> <b>Change</b>
<b>REVENUE</b>							
General Property (Real Estate)	\$903,636	\$893,639	-1.11%	\$1,015,188	13.60%	\$1,073,267	5.72%
Tangible Personal Property	97,062	103,545	6.68%	108,434	4.72%	111,996	3.28%
Income Tax	543,672	525,021	-3.43%	546,046	4.00%	528,556	-3.20%
Unrestricted Grants-in-Aid	1,300,968	1,282,119	-1.45%	1,277,189	-0.38%	1,640,091	28.41%
Restricted Grants-in-Aid	13,200	21,501	62.89%	126,639	488.99%	26,943	-78.72%
Restricted Grants-in-Aid - SFSF	0	0	-	0	-	0	-
Property Tax Allocation	171,649	173,043	0.81%	194,426	12.36%	189,150	-2.71%
All Other Operating Revenue	208,549	186,969	-10.35%	192,499	2.96%	194,180	0.87%
<b>TOTAL REVENUE</b>	<b>\$3,238,736</b>	<b>\$3,185,837</b>	<b>-1.63%</b>	<b>\$3,460,421</b>	<b>8.62%</b>	<b>\$3,764,183</b>	<b>8.78%</b>
<b>EXPENDITURES</b>							
Salaries & Wages	1,722,518	1,752,465	1.74%	1,696,897	-3.17%	1,806,715	6.47%
Benefits	569,755	590,890	3.71%	646,299	9.38%	658,767	1.93%
Services	532,982	355,071	-33.38%	474,740	33.70%	439,562	-7.41%
Supplies	132,398	79,317	-40.09%	91,326	15.14%	119,209	30.53%
Equipment	5,582	10,330	85.06%	129	-98.75%	8,177	6238.76%
Debt	0	0	-	0	-	0	-
Other	68,967	52,808	-23.43%	55,909	5.87%	59,058	5.63%
<b>TOTAL EXPENDITURES</b>	<b>\$3,032,202</b>	<b>\$2,840,881</b>	<b>-6.31%</b>	<b>\$2,965,300</b>	<b>4.38%</b>	<b>\$3,091,488</b>	<b>4.26%</b>
<b>SURPLUS/DEFICIT</b>	<b>206,534</b>	<b>344,956</b>	<b>67.02%</b>	<b>495,121</b>	<b>43.53%</b>	<b>672,695</b>	<b>35.86%</b>
<b>OTHER SOURCES/USES</b>							
Advances/Transfers In	180,263	215,947	19.80%	242,939	12.50%	279,051	14.86%
Advances/Transfers Out	0	0	-	0	-	1,000	-
All Other Financing Sources	0	521	-	36,550	6915.36%	3,000	-91.79%
Debt Service	0	0	-	0	-	0	-
<b>NET SOURCES/USES</b>	<b>180,263</b>	<b>216,468</b>	<b>20.08%</b>	<b>279,489</b>	<b>29.11%</b>	<b>281,051</b>	<b>0.56%</b>
<b>BEGINNING CASH</b>	<b>\$5,639,518</b>	<b>\$5,366,319</b>	<b>-4.84%</b>	<b>\$5,516,278</b>	<b>2.79%</b>	<b>\$5,988,692</b>	<b>8.56%</b>
<b>ENDING CASH</b>	<b>\$6,026,315</b>	<b>\$5,927,743</b>	<b>-1.64%</b>	<b>\$6,290,888</b>	<b>6.13%</b>	<b>\$6,942,438</b>	<b>10.36%</b>
<b>ENCUMBRANCES</b>	<b>552,837</b>	<b>1,027,506</b>	<b>85.86%</b>	<b>\$468,627</b>	<b>-54.39%</b>	<b>\$553,099</b>	<b>18.03%</b>
<b>UNENCUMBERED CASH</b>	<b>\$5,473,478</b>	<b>\$4,900,237</b>	<b>-10.47%</b>	<b>\$5,822,261</b>	<b>18.82%</b>	<b>\$6,389,339</b>	<b>9.74%</b>
<b>% of Salaries to Revenue</b>	<b>53.18%</b>	<b>55.01%</b>		<b>49.04%</b>		<b>48.00%</b>	
<b>% of Benefits to Revenue</b>	<b>17.59%</b>	<b>18.55%</b>		<b>18.68%</b>		<b>17.50%</b>	
<b>Total to Revenue</b>	<b>70.78%</b>	<b>73.56%</b>		<b>67.71%</b>		<b>65.50%</b>	
<b>Days of Operating Cash</b>	<b>276.18</b>	<b>263.91</b>		<b>300.41</b>		<b>316.21</b>	

Southeastern Local Schools  
Clark County, Ohio

General Fund Financial History/Projection

11/30/2015

Percent of Fiscal Year Complete

41.67%

	2015-16 Projection	2015-16 FYTD Actual	FYTD %
<b>REVENUE</b>			
General Property (Real Estate)	\$2,421,412.00	\$1,073,267.00	44.32%
Tangible Personal Property	\$222,260.00	\$111,996.00	50.39%
Income Tax	\$965,964.00	\$528,556.00	54.72%
Unrestricted Grants-in-Aid	\$3,534,672.00	\$1,640,091.00	46.40%
Restricted Grants-in-Aid	\$65,340.00	\$26,943.00	41.24%
Restricted Grants-in-Aid - SFSF	\$0.00	\$0.00	#DIV/0!
Property Tax Allocation	\$377,043.00	\$189,150.00	50.17%
All Other Operating Revenue	\$541,956.00	\$194,180.00	35.83%
TOTAL	\$8,128,647.00	\$3,764,183.00	46.31%
<b>EXPENDITURES</b>			
Salaries & Wages	\$4,580,561.00	\$1,806,715.00	39.44%
Benefits	\$1,678,062.00	\$658,767.00	39.26%
Services	\$1,503,133.00	\$439,562.00	29.24%
Supplies	\$218,266.00	\$119,209.00	54.62%
Equipment	\$98,551.00	\$8,177.00	8.30%
Debt	\$0.00	\$0.00	#DIV/0!
Other	\$130,246.00	\$59,058.00	45.34%
TOTAL	\$8,208,819.00	\$3,091,488.00	37.66%
<b>SURPLUS/(DEFICIT)</b>	<b>(\$80,172.00)</b>	<b>\$672,695.00</b>	

**Southeastern Local Schools**  
**Explanation of Checks Over \$5,000**

11/01/2015 - 11/30/2015

Check #	Vendor Name	Amount	Explanation
062066	Clark County ESC	\$77,907.79	2 Months of Special Ed Services
062067	Clark State Community College	\$8,504.55	Bill for College in Classroom
062090	Dave Yost	\$7,441.50	FY15 Audit Fees
062137	SC Strategic Solutions	\$5,475.00	Archiving Software
062150	Huntington National Bank	\$77,750.00	QSCB Principal/Interest Payment
992249	Payroll	\$199,794.09	Payroll for November 5, 2015
992262	UHC	\$78,724.76	November Health Insurance Payment
992266	Payroll	\$201,472.86	Payroll for November 20, 2015
992271	Foundation	\$101,823.24	County Board, STRS/SERS, Community Schools, Open Enrollment, ect...

-- Options Summary --

Output file SM2M.TXT  
Print options page? (Y,N) Y  
Report heading SM2 November 30, 2015  
Fiscal Year 2016  
Beginning Month: 11  
Ending Month: 11

BAT\_SM2M executed by SE\_BMCKEE on node MVECA0:: at 1-DEC-2015 17:05:55.49

DATE: 12/01/2015  
 TIME: 17:05:55

FORM SM-2  
 OHIO DEPARTMENT OF EDUCATION - OFFICE OF SCHOOL MANAGEMENT ASSISTANCE  
 ANNUAL SPENDING PLAN (CURRENT OPERATION - GENERAL FUND ONLY - O.R.C. 5705.391)

PAGE: 1

SCHOOL DISTRICT: SOUTHEASTERN LOCAL SCHOOL

IRN # 046276 COUNTY: CLARK  
 SM2 November 30, 2015

FISCAL YEAR: 2016 MONTH: 11

	MONTHLY ESTIMATE	MONTHLY ACTUAL	MONTHLY DIFFERENCE	FISCAL YTD ESTIMATE	FISCAL YTD ACTUAL	FISCAL YTD DIFFERENCE
<b>REVENUES</b>						
01.010 General Property (Real Estate)	0	0	0	0	1,073,267	1,073,267
01.020 Tangible Personal Property Tax	0	0	0	0	111,996	111,996
01.030 Income Tax	0	0	0	0	528,556	528,556
01.035 Unrestricted Grants-in-Aid	0	300,158	300,158	0	1,640,091	1,640,091
01.040 Restricted Grants-in-Aid	0	5,795	5,795	0	26,943	26,943
01.045 Restricted Grants-in-Aid - SFSF	0	0	0	0	0	0
01.050 Property Tax Allocation	0	14,540	14,540	0	189,150	189,150
01.060 All Other Operating Revenue	0	30,919	30,919	0	194,180	194,180
01.070 Total Revenue	0	351,412	351,412	0	3,764,183	3,764,183
<b>OTHER FINANCING SOURCES</b>						
02.010 Proceeds from Sale of Notes	0	0	0	0	0	0
02.020 State Emergency Loans & Advancements (Approved)	0	0	0	0	0	0
02.040 Operating Transfers-In	0	0	0	0	0	0
02.050 Advances-In	0	0	0	0	279,051	279,051
02.060 All Other Financing Sources	0	0	0	0	3,000	3,000
02.070 Total Other Financing Sources	0	0	0	0	282,051	282,051
02.080 Total Revenues and Other Financing Sources	0	351,412	351,412	0	4,046,234	4,046,234
<b>EXPENDITURES</b>						
03.010 Personal Services	0	368,257	368,257	0	1,806,715	1,806,715
03.020 Employees' Retirement/Insurance Benefits	0	127,006	127,006	0	658,767	658,767
03.030 Purchased Services	0	140,940	140,940	0	439,562	439,562
03.040 Supplies and Materials	0	17,785	17,785	0	119,209	119,209
03.050 Capital Outlay	0	299	299	0	8,177	8,177
03.060 Intergovernmental	0	0	0	0	0	0
04.010 Debt Service: All Principal (Historical)	0	0	0	0	0	0
04.020 Debt Service: Principal - Notes	0	0	0	0	0	0
04.030 Debt Service: Principal - State Loans	0	0	0	0	0	0
04.040 Debt Service: Principal - State Advancements	0	0	0	0	0	0
04.050 Debt Service: Principal - HB 264 Loans	0	0	0	0	0	0
04.055 Debt Service: Principal - Other	0	0	0	0	0	0
04.060 Debt Service: Interest and Fiscal Charges	0	0	0	0	0	0
04.300 Other Objects	0	9,258	9,258	0	59,058	59,058
04.500 Total Expenditures	0	663,545	663,545	0	3,091,488	3,091,488
<b>OTHER FINANCING USES</b>						
05.010 Operating Transfers - Out	0	0	0	0	1,000	1,000
05.020 Advances - Out	0	0	0	0	0	0
05.030 All Other Financing Uses	0	0	0	0	0	0
05.040 Total Other Financing Uses	0	0	0	0	1,000	1,000
05.050 Total Expenditure and Other Financing Uses	0	663,545	663,545	0	3,092,488	3,092,488
06.010 Excess Rev & Oth Financing Sources over(under) Exp &	0	312,133-	312,133-	0	953,746	953,746
07.010 Beginning Cash Balance	0	7,254,571	7,254,571	0	5,988,692	5,988,692
07.020 Ending Cash Balance	0	6,942,438	6,942,438	0	6,942,438	6,942,438
08.010 Outstanding Encumbrances	0	553,099	553,099	0	553,099	553,099

-- Options Summary --

Summary or Detail Report? (S,D) D  
Output file: FINSUMM.TXT  
Type: CSV  
Print options page? (Y,N) Y  
Generate FINDET report for comparison? (Y,N) Y  
Sort options: FS  
Include future encumbrance amounts? (Y,N) N  
Include accounts with zero amounts? (Y,N) N  
Include accounts which are no longer active? (Y,N,I) Y

BAT\_FINSUM executed by SE\_BMCKEE on node MVECA0:: at 1-DEC-2015 16:47:29.95



Date: 12/01/2015  
 Time: 4:47 pm

SOUTHEASTERN LOCAL SCHOOL  
 Financial Report by Fund/SCC

Fund #	Fund Description	FYTD Receipts	MTD Expenditures	FYTD Expenditures	Current Fund Balance	Current Encumbrances	Unencumbered Fund Balance	Bank Code
001 0000	CASH CONTROL - GENERAL FUND							
	5,885,854.74	351,412.22	4,046,235.54	663,545.34	3,092,487.04	6,839,603.24	553,098.82	6,286,504.42
001 9412	GENERAL SET ASIDE (5%)							
	102,837.52	0.00	0.00	0.00	102,837.52	0.00	102,837.52	
003 0000	GENERAL INTEREST							
	1,026,784.35	3,168.10	13,330.89	0.00	0.00	1,040,115.24	0.00	1,040,115.24
003 9001	PERMANENT IMPROVEMENT VOTED							
	710,878.98-	20,776.70	129,897.80	84,794.50	318,206.51	899,187.69-	101,182.85	1,000,370.54-
003 9003	AUDITORIUM RENOVATION							
	848.38	0.00	0.00	0.00	848.38	0.00	848.38	
006 0000	LUNCHROOM CASH CONTROL							
	0.00	27,668.16	83,223.40	10,772.15	345,549.21	262,325.81-	161,131.74	423,457.55- 1
018 9081	PRINCIPAL'S SUPPORT - MIAMI VIEW							
	0.00	0.00	145.00	0.00	0.00	145.00	0.00	145.00 1
018 9082	PRINCIPAL'S SUPPORT - HIGH SCHOOL							
	0.00	165.00	1,594.10	165.00	12,469.68	10,875.58-	0.00	10,875.58- 1
018 9281	MIDDLE SCHOOL PRINCIPAL'S SUPPORT							
	6,511.82	4,039.35	4,644.35	484.01	3,937.17	7,219.00	2,262.26	4,956.74
019 9091	MIAMI VIEW WORKROOM/LOUNGE							
	719.45	0.00	0.00	0.00	687.95	31.50	0.00	31.50 1
019 9092	TEACHER'S LOUNGE - HIGH SCHOOL							
	839.86	0.00	0.00	0.00	0.00	839.86	0.00	839.86
022 9012	Wellness Incentive							
	7,993.85	0.00	0.00	0.00	0.00	7,993.85	0.00	7,993.85
022 9013	Julia Salyers Memorial Fund							
	365.00	0.00	0.00	0.00	0.00	365.00	0.00	365.00
022 9014	Jerry South Memorial Fund							
	397.84	0.00	0.00	0.00	0.00	397.84	0.00	397.84
022 9081	PRINCIPAL'S FUND/STAFF RECOGNITION							
	0.00	393.35	393.35	0.00	0.00	393.35	0.00	393.35
022 9082	PRINCIPAL'S FUND/STAFF RECOGNITION							
	1,590.21	0.00	0.00	0.00	355.00	1,235.21	0.00	1,235.21

Date: 12/01/2015  
 Time: 4:47 pm

SOUTHEASTERN LOCAL SCHOOL  
 Financial Report by Fund/SCC

Fund #	Fund Description	FYTD Receipts	MTD Expenditures	FYTD Expenditures	Current Fund Balance	Current Encumbrances	Unencumbered Fund Balance	Bank Code	
022 9208	2008 Section 125	374.55	0.00	122.31	0.00	496.86	0.00	496.86	
022 9281	PRINCIPAL'S FUND/STAFF RECOGNITION	2,522.37-	0.00	0.00	0.00	954.69	3,477.06-	0.00	3,477.06-
027 0000	BWC Distribution Account	6,501.11	4,012.87	19,374.03	0.00	0.00	25,875.14	0.00	25,875.14
200 9013	Class of 2013	816.46	0.00	0.00	0.00	0.00	816.46	0.00	816.46
200 9014	Class of 2014	250.00	0.00	0.00	0.00	0.00	250.00	0.00	250.00
200 9015	Class of 2015	247.01	0.00	0.00	0.00	0.00	247.01	120.00	127.01
200 9016	Class of 2016	3,707.40	0.00	0.00	79.00	119.67	3,587.73	301.35	3,286.38
200 9017	Class of 2017	355.90	1,689.50	1,689.50	1,175.75	1,574.82	470.58	0.00	470.58
200 9018	Class of 2018	2,213.83	0.00	0.00	0.00	0.00	2,213.83	0.00	2,213.83
200 9019	Class of 2019	795.17	0.00	0.00	0.00	0.00	795.17	0.00	795.17
200 9020	Class of 2020	0.00	5,080.00	5,080.00	0.00	0.00	5,080.00	0.00	5,080.00
200 9201	FUTURE FARMERS OF AMERICA	1,761.91	10,658.00	11,420.50	73.00	1,101.75	12,080.66	12,337.15	256.49-
200 9202	FAMILIES CAREERS & COMMUNITY LEADERS OF AMERI	2,357.87	850.00	2,550.00	7.38	664.69	4,243.18	905.31	3,337.87 1
200 9203	FUTURE EDUCATORS OF AMERICA	119.74	0.00	0.00	0.00	0.00	119.74	0.00	119.74
200 9205	NATIONAL HONOR SOCIETY	736.19	49.00	49.00	0.00	385.00	400.19	160.00	240.19 1
200 9207	ACHIEVEMENT THRU TEAMWORK	882.26	0.00	0.00	0.00	0.00	882.26	0.00	882.26

Date: 12/01/2015  
 Time: 4:47 pm

SOUTHEASTERN LOCAL SCHOOL  
 Financial Report by Fund/SCC

Fund #	Fund Description	FYTD Receipts	MTD Expenditures	FYTD Expenditures	Current Fund Balance	Current Encumbrances	Unencumbered Fund Balance	Bank Code
200 9210	SPIRIT CLUB 581.99	0.00	1,360.00	50.00	988.48	953.51	34.47	919.04
200 9215	LAND LAB 264.28	0.00	0.00	0.00	0.00	264.28	0.00	264.28
200 9216	MIAMI VIEW MIDDLE SCHOOL STUDENT COUNCIL 5,634.97	287.50	3,498.50	0.00	1,637.21	7,496.26	0.00	7,496.26 1
200 9217	Jr. High Student Council 4,070.45	189.00	189.00	0.00	0.00	4,259.45	0.00	4,259.45
200 9222	S.A.D.D. CASH 206.74	0.00	0.00	0.00	0.00	206.74	0.00	206.74
200 9225	H2O HELP TO OTHERS 1,236.00	0.00	1,000.00	0.00	925.13	1,310.87	0.00	1,310.87
200 9226	Art Club 1,396.96	72.00	72.00	0.00	0.00	1,468.96	0.00	1,468.96
300 9302	BAND 3,007.43	5.00	5.00	0.00	0.00	3,012.43	0.00	3,012.43
300 9303	CHEERLEADERS - HI SCHOOL 2,912.48	0.00	6,101.90	283.45	9,258.05	243.67-	0.00	243.67-
300 9304	CHOIR - HI SCHOOL 717.93	0.00	0.00	0.00	0.00	717.93	0.00	717.93
300 9305	DRAMA - HI SCHOOL 7,146.71	0.00	0.00	2,390.00	2,544.91	4,601.80	534.60	4,067.20
300 9306	Bowling Club 273.23	0.00	0.00	0.00	0.00	273.23	0.00	273.23
300 9308	TROJAN TIMES 1.66	0.00	0.00	0.00	0.00	1.66	0.00	1.66
300 9309	YEARBOOK 423.99-	983.00	2,023.00	0.00	744.11	854.90	0.00	854.90
300 9312	Wrestling Club 227.81	0.00	6,000.00	0.00	6,406.55	178.74-	614.85	793.59-
300 9313	CHEERLEADERS - MIAMI VIEW 234.73	0.00	1,508.36	0.00	1,678.80	64.29	0.00	64.29

Date: 12/01/2015  
 Time: 4:47 pm

SOUTHEASTERN LOCAL SCHOOL  
 Financial Report by Fund/SCC

Fund #	Fund Description	FYTD Receipts	MTD Expenditures	FYTD Expenditures	Current Fund Balance	Current Encumbrances	Unencumbered Fund Balance	Bank Code
Begin	MTD Receipts							
300 9320	ATHLETICS - HI SCHOOL 19,786.92	4,487.00	33,172.00	4,124.38	47,318.52	5,640.40	18,857.44	13,217.04- 1
300 9325	Track Resurfacing Fund 26,677.34	0.00	0.00	0.00	26,677.34	0.00	0.00	0.00
300 9330	ATHLETICS MIAMI VIEW 9,402.55	0.00	3,281.00	335.80	4,031.69	8,651.86	6,812.10	1,839.76 1
450 9407	SCHOOLNET 0.01	0.00	0.00	0.00	0.00	0.01	0.00	0.01
451 9016	DATA COMM 0.00	2,700.00	2,700.00	0.00	0.00	2,700.00	0.00	2,700.00
459 9903	OHIO READS GRANT 300.00	0.00	0.00	0.00	0.00	300.00	0.00	300.00
459 9905	OHIO READS 2,000.00	0.00	0.00	0.00	0.00	2,000.00	0.00	2,000.00
461 9016	VOC ED ENHANCEMENTS 0.00	656.94	3,284.70	656.94	3,284.70	0.00	0.00	0.00
499 9014	Early Literacy Grant 7,805.06	0.00	0.00	0.00	0.00	7,805.06	0.00	7,805.06
499 9016	FY16 Parent Mentor Grant 0.00	5,000.00	7,700.00	2,000.00	7,700.00	0.00	17,300.00	17,300.00-
499 9107	Project Lead the Way 0.45	0.00	0.00	0.00	0.00	0.45	0.00	0.45
499 9900	BUILDING INCENTIVE 128.59	0.00	0.00	0.00	0.00	128.59	0.00	128.59
516 9602	TITLE IV-B 2002 0.56	0.00	0.00	0.00	0.00	0.56	0.00	0.56
516 9615	IDEA PART B 0.00	0.00	7,536.59	0.00	7,536.59	0.00	0.00	0.00
516 9616	IDEA PART B 0.00	17,566.00	47,607.87	15,697.72	47,240.88	366.99	0.00	366.99
572 9215	TITLE I 2,592.62	0.00	13,613.81	0.00	16,206.43	0.00	0.00	0.00

Date: 12/01/2015  
 Time: 4:47 pm

SOUTHEASTERN LOCAL SCHOOL  
 Financial Report by Fund/SCC

Fund #	Fund Description	FYTD Receipts	MTD Expenditures	FYTD Expenditures	Current Fund Balance	Current Encumbrances	Unencumbered Fund Balance	Bank Code
572 9216	TITLE I 0.00 19,024.42	48,391.93	16,740.68	49,242.57	850.64-	12,145.37	12,996.01-	
573 9302	TITLE VI-INNOVATIVE 1.00 0.00	0.00	0.00	0.00	1.00	0.00	1.00	
590 9016	IMPROVING TCHR QUALITY 0.00 0.00	6,611.00	3,305.50	9,916.50	3,305.50-	0.00	3,305.50-	
599 9016	MISC. FED. GRANT 0.00 0.00	1,800.00	1,400.00	3,200.00	1,400.00-	10,111.04	11,511.04-	
GRAND TOTALS:								
	6,438,645.55 480,933.11	4,517,206.43	808,080.60	4,025,031.64	6,930,820.34	897,909.35	6,032,910.99	

-- Options Summary --

Output file: CHEKPY.TXT  
Print options page? (Y,N) Y  
Sort options: C  
Check types to select. (D,I,M,P,R,T,W): W,P,R,M  
Print vendor from PO or check. (P,C): P  
Date Selection From: 11/01/2015  
To: 11/30/2015  
Summary or Detail report? (S,D) S  
Single or Double space summary report? (S,D) S  
Include or Exclude the following vendors?(I,E) I

BAT\_CHEKPY executed by SE\_BMCKEE on node MVECA0:: at 1-DEC-2015 17:02:27.37

Date: 12/01/2015  
 Time: 5:02 pm

SOUTHEASTERN LOCAL SCHOOL  
 SORT BY CHECK NUMBER  
 CHECK DATES BETWEEN 11/01/2015 AND 11/30/2015  
 WARRANT, REFUND, MEMO, PAYROLL CHECKS

Page: 1  
 (CHEKPY)

CHECK	TYPE	DATE	VENDOR	VENDOR	STATUS/DATE	BANK CODE	CHECK AMOUNT
062061	W	11/06/2015	AQUA-FALLS GLACIER MOUNTAIN	030172	RECONCILED:11/30/2015		24.75
062062	W	11/06/2015	AMERITECH	010200	RECONCILED:11/30/2015		2,868.50
062063	W	11/06/2015	BSN Sports	034171		1	620.00
062064	W	11/06/2015	BUCKEYE ALL GASES	010097	RECONCILED:11/30/2015		18.14
062065	W	11/06/2015	City Electric Supply	033985	RECONCILED:11/30/2015		15.73
062066	W	11/06/2015	CLARK COUNTY EDUCATIONAL SERVICE CENTER	002300	RECONCILED:11/30/2015		77,907.79
062067	W	11/06/2015	Clark State Community College Attn:OFC of Early Col. Prog	033882	RECONCILED:11/30/2015		8,504.55
062068	W	11/06/2015	COUNTRY MINI MART	030851	RECONCILED:11/30/2015		301.00
062069	W	11/06/2015	Ennis Britton Co., LPA	034718	RECONCILED:11/30/2015		277.50
062070	W	11/06/2015	Global Gov't Educdion Solution Attn: Jack Gephart	004948	RECONCILED:11/30/2015		1,018.00
062071	W	11/06/2015	Great Lakes Biomedical LTD	034176	RECONCILED:11/30/2015		323.00
062072	W	11/06/2015	H. W. MANN & SONS	007650	RECONCILED:11/30/2015		335.00
062073	W	11/06/2015	HOUGHTON MIFFLIN SCG Technology Orders	020405	RECONCILED:11/30/2015		1,284.26
062074	W	11/06/2015	IRA TRAVIS	013046	RECONCILED:11/30/2015		73.60
062075	W	11/06/2015	Kelley & Kirsten Kimley	034686	RECONCILED:11/30/2015		24.00
062076	W	11/06/2015	LONDON FLORIST	030481	RECONCILED:11/30/2015		79.00
062077	W	11/06/2015	MADISON/CHAMPAIGN ESC	002124	RECONCILED:11/30/2015		35.00
062078	W	11/06/2015	MAINE'S COLLISION REPAIR	000013	RECONCILED:11/30/2015		267.00
062079	W	11/06/2015	MILLER'S TEXTILE SERVICES	012700	RECONCILED:11/30/2015		55.00
062080	W	11/06/2015	MONTGOMERY CO EDUCATIONAL SERVICE CENTER	008600	RECONCILED:11/30/2015		3,598.02
062081	W	11/06/2015	Nancy Holt	034684	RECONCILED:11/30/2015		1,000.00
062082	W	11/06/2015	Precision Data Products	033267	RECONCILED:11/30/2015		547.80
062083	W	11/06/2015	Pro-Copy Technologies	033036	RECONCILED:11/30/2015		2,520.00
062084	W	11/06/2015	RANDY DELANEY	020510	RECONCILED:11/30/2015	1	706.86
062085	W	11/06/2015	Scott Lamb	032726			37.99
062086	W	11/06/2015	SHOEMAKER'S GROCERY	011900	RECONCILED:11/30/2015		113.95
062087	W	11/06/2015	SHOEMAKER'S HOME CENTER	011950	RECONCILED:11/30/2015		56.28
062088	W	11/06/2015	TERMINIX INTERNATIONAL CO.,THE	000200	RECONCILED:11/30/2015	(Multi-bank check)	105.00
062089	W	11/06/2015	THYSSENKRUPP ELEVATOR CORP	005544	RECONCILED:11/30/2015		514.50
062090	W	11/06/2015	Dave Yost Auditor of State	032648	RECONCILED:11/30/2015		7,441.50
062091	W	11/13/2015	CARDINAL BUS SALES & SERVICE	011859	RECONCILED:11/30/2015		320.00
062092	W	11/13/2015	CASEY LEE	032290	RECONCILED:11/30/2015	1	35.00
062093	W	11/13/2015	Cason Roofing, LLC	033141	RECONCILED:11/30/2015		1,055.00
062094	W	11/13/2015	Centurylink Business Services	031172	RECONCILED:11/30/2015		4.67
062095	W	11/13/2015	Chris Saunders	033411	RECONCILED:11/30/2015	1	35.00
062096	W	11/13/2015	CLARK COUNTY EDUCATIONAL SERVICE CENTER	002300	RECONCILED:11/30/2015		2,394.55
062097	W	11/13/2015	Colleen Kline	034362	RECONCILED:11/30/2015	1	7.38
062098	W	11/13/2015	DAVE SAUNDERS	011520	RECONCILED:11/30/2015	1	35.00
062099	W	11/13/2015	GORDON FOOD SERVICE	014629	RECONCILED:11/30/2015		53.75
062100	W	11/13/2015	Habitec Security	032464	RECONCILED:11/30/2015		209.76
062101	W	11/13/2015	KINCAIDS	006764	RECONCILED:11/30/2015		680.82
062102	W	11/13/2015	LOWE'S LUMBER	007430	RECONCILED:11/30/2015		196.11

SOUTHEASTERN LOCAL SCHOOL  
 SORT BY CHECK NUMBER  
 CHECK DATES BETWEEN 11/01/2015 AND 11/30/2015  
 WARRANT, REFUND, MEMO, PAYROLL CHECKS

CHECK	TYPE	DATE	VENDOR	VENDOR	STATUS/DATE	BANK CODE	CHECK AMOUNT
062103	W	11/13/2015	MILLER'S TEXTILE SERVICES	012700	RECONCILED:11/30/2015		102.39
062104	W	11/13/2015	OHSFSCA	031169		1	160.00
062105	W	11/13/2015	PEPSI COLA CO.	010375	RECONCILED:11/30/2015	1	519.02
062106	W	11/13/2015	Purple Monkey	033174	RECONCILED:11/30/2015		48.00
062107	W	11/13/2015	RICK DELANEY	003402	RECONCILED:11/30/2015	1	35.00
062108	W	11/13/2015	SHOEMAKER'S GROCERY	011900	RECONCILED:11/30/2015		132.86
062109	W	11/13/2015	SHOEMAKER'S HOME CENTER	011950	RECONCILED:11/30/2015		121.00
062110	W	11/13/2015	STARR TROPHY AND AWARDS	002199	RECONCILED:11/30/2015	1	669.50
062111	W	11/13/2015	Theatrical Rights Worldwide	034678	RECONCILED:11/30/2015		2,390.00
062112	W	11/13/2015	VECTREN ENERGY DELIVERY	003350	RECONCILED:11/30/2015		230.04
062113	W	11/20/2015	AQUA-FALLS GLACIER MOUNTAIN	030172	RECONCILED:11/30/2015		13.80
062114	W	11/20/2015	BETTY HOPPE	015013			97.03
062115	W	11/20/2015	CASEY LEE	032290		1	35.00
062116	W	11/20/2015	Chris Saunders	033411		1	35.00
062117	W	11/20/2015	DAVE SAUNDERS	011520	RECONCILED:11/30/2015	1	35.00
062118	W	11/20/2015	DAYTON POWER AND LIGHT COMPANY	032183			2,105.41
062119	W	11/20/2015	De Lage Landen	034335	RECONCILED:11/30/2015		1,688.00
062120	W	11/20/2015	DER DUTCHMAN RESTAURANT	031736	RECONCILED:11/30/2015		1,175.75
062121	W	11/20/2015	DICK BLICK CO.	001387	RECONCILED:11/30/2015		119.06
062122	W	11/20/2015	Getz Photography LLC	034326	RECONCILED:11/30/2015	1	84.00
062123	W	11/20/2015	LOCUST HILLS GOLF, INC.	007410	RECONCILED:11/30/2015	1	945.00
062124	W	11/20/2015	MACRAY CO INC.	007480	RECONCILED:11/30/2015		50.00
062125	W	11/20/2015	MILLER'S TEXTILE SERVICES	012700	RECONCILED:11/30/2015		55.00
062126	W	11/20/2015	Nancy Holt	034684	RECONCILED:11/30/2015		1,000.00
062127	W	11/20/2015	NASCO	008682	RECONCILED:11/30/2015		24.81
062128	W	11/20/2015	OHIO HERITAGE CONFERENCE Jim Murray, Commissioner	031858	RECONCILED:11/30/2015	1	210.80
062129	W	11/20/2015	People Helping People	033822			50.00
062130	W	11/20/2015	Plattensburg Certified Public Accountants	034165	RECONCILED:11/30/2015		655.00
062131	W	11/20/2015	PSAT/NMSQT	032943	RECONCILED:11/30/2015	1	165.00
062132	W	11/20/2015	Public Finance Resources, Inc	034519			1,486.00
062133	W	11/20/2015	Purple Monkey	033174	RECONCILED:11/30/2015		71.00
062134	W	11/20/2015	QUILL OFFICE SUPPLIES	010750	RECONCILED:11/30/2015		64.56
062135	W	11/20/2015	REALLY GOOD STUFF	032056	RECONCILED:11/30/2015		155.47
062136	W	11/20/2015	RICK DELANEY	003402	RECONCILED:11/30/2015	1	35.00
062137	W	11/20/2015	SC Strategic Solutions, LLC	034826	RECONCILED:11/30/2015		5,475.00
062138	W	11/20/2015	SHOEMAKER'S GROCERY	011900			20.14
062139	W	11/20/2015	Thomas Berry	032672	RECONCILED:11/30/2015	1	25.00
062140	W	11/20/2015	Todd Flora	033658	RECONCILED:11/30/2015	1	25.00
062141	W	11/20/2015	Truck Place	034011	RECONCILED:11/30/2015		557.66
062142	W	11/20/2015	VARSITY SPIRIT FASHIONS	003001			283.45
062143	W	11/20/2015	Ward's Science	034622	RECONCILED:11/30/2015		1,038.09
062144	W	11/24/2015	BOB ROACH	020109		1	35.00
062145	W	11/24/2015	CASEY LEE	032290		1	35.00
062146	W	11/24/2015	Chris Saunders	033411		1	35.00
062147	W	11/24/2015	DARRICK RIGGS	032170			29.90
062148	W	11/24/2015	DAVE SAUNDERS	011520		1	35.00
062149	W	11/24/2015	DAYTON POWER AND LIGHT COMPANY	032183			482.00
062150	W	11/24/2015	Huntington National Bank Huntington Financial Advisors	034035			77,750.00
062151	W	11/24/2015	John Christian	034001		1	25.00



Date: 12/01/2015  
 Time: 5:02 pm

SOUTHEASTERN LOCAL SCHOOL  
 SORT BY CHECK NUMBER  
 CHECK DATES BETWEEN 11/01/2015 AND 11/30/2015  
 WARRANT, REFUND, MEMO, PAYROLL CHECKS

Page: 3  
 (CHEKPY)

CHECK	TYPE	DATE	VENDOR	VENDOR	STATUS/DATE	BANK CODE	CHECK AMOUNT
062152	W	11/24/2015	MADISON/CHAMPAIGN ESC	002124	RECONCILED:11/30/2015		1,476.62
062153	W	11/24/2015	MailFinance	033980			285.00
062154	W	11/24/2015	MILLER'S TEXTILE SERVICES	012700			102.24
062155	W	11/24/2015	OSBA	032550			550.00
062156	W	11/24/2015	Scholastic Inc.	032833			3,037.94
062157	W	11/24/2015	Susan E Lohnes R&L TF2, LLC	034675			1,400.00
062158	W	11/24/2015	TERMINIX INTERNATIONAL CO.,THE	000200		(Multi-bank check)	105.00
062159	W	11/24/2015	Thomas Berry	032672	RECONCILED:11/30/2015	1	25.00
062160	W	11/24/2015	William Nichols	034689		1	25.00
992249	C	11/05/2015	PAYROLL	900005	RECONCILED:11/30/2015		199,794.09
992260	M	11/05/2015	PAYROLL	900005		(Multi-bank check)	4,595.09
992261	M	11/05/2015	RETIREMENT STRS	900001			1,438.47
992262	M	11/20/2015	EPC-Self-Funded Medical Plan	900052		(Multi-bank check)	78,724.76
992263	M	11/20/2015	EPC Dental/Vision Benefit Plan Dental Plan	900053		(Multi-bank check)	4,652.05
992264	M	11/20/2015	EPC-Dental/Vision Benefit Plan Vision Plan	900054		(Multi-bank check)	1,325.60
992265	M	11/20/2015	Sun Life Assurance Company of Canada	900055		(Multi-bank check)	356.25
992266	C	11/20/2015	PAYROLL	900005	RECONCILED:11/30/2015		201,472.86
992267	M	11/20/2015	PAYROLL	900005		(Multi-bank check)	2,577.32
992268	M	11/20/2015	PAYROLL	900005		(Multi-bank check)	2,014.81
992269	M	11/20/2015	RETIREMENT STRS	900001			1,438.47
992270	M	11/20/2015	RETIREMENT SERS	900002			558.94
992271	M	11/20/2015	FOUNDATION	900014		(Multi-bank check)	101,823.24
992273	M	11/16/2015	SOUTHEASTERN LOCAL SCHOOLS	910001			49.00
992274	M	11/27/2015	RingCentral, Inc.	900082			359.91
992275	M	11/30/2015	SECURITY NATIONAL BANK	900042			100.00
992276	M	11/10/2015	SECURITY NATIONAL BANK	900042			1.25
V VOIDED CHECKS			0	CHECK TOTALS		0.00	
R RECONCILED CHECKS			76	CHECK TOTALS		535,727.15	
W WARRANT CHECKS			100	CHECK TOTALS		223,322.30	
M MEMO CHECKS			15	CHECK TOTALS		200,015.16	
B REFUND CHECKS			0	CHECK TOTALS		0.00	
I INVESTMENT CHECKS			0	CHECK TOTALS		0.00	
T TRANSFER CHECKS			0	CHECK TOTALS		0.00	
D DISTRIBUTION CHECKS			0	CHECK TOTALS		0.00	
C PAYROLL CHECKS			2	CHECK TOTALS		401,266.95	
MISSING CHECKS			0				
** TOTAL CHECKS (LESS VOIDED)			117	** TOTAL NET		824,604.41	
*** TOTAL CHECKS WRITTEN			117	*** GRAND TOTALS		824,604.41	