

SOUTHEASTERN LOCAL SCHOOL DISTRICT

FINANCIAL REPORT

02/29/2020



Southeastern Local Schools
Clark County, Ohio

General Fund Financial History/Projection

2/29/2020

Percent of Fiscal Year Complete

66.67%

	2019-20 <u>Projection</u>	2019-20 <u>FYTD Actual</u>	<u>FYTD %</u>
REVENUE			
General Property (Real Estate)	\$2,574,755.00	\$1,900,206.00	73.80%
Tangible Personal Property	\$352,980.00	\$152,744.00	43.27%
Income Tax	\$1,113,016.00	\$826,331.00	74.24%
Unrestricted Grants-in-Aid	\$4,179,818.00	\$2,714,174.00	64.94%
Restricted Grants-in-Aid	\$52,092.00	\$33,921.00	65.12%
Restricted Grants-in-Aid - SFSF	\$0.00	\$0.00	#DIV/0!
Property Tax Allocation	\$364,827.00	\$188,586.00	51.69%
All Other Operating Revenue	\$898,900.00	\$592,555.00	65.92%
TOTAL	\$9,536,388.00	\$6,408,517.00	67.20%
EXPENDITURES			
Salaries & Wages	\$5,551,083.00	\$3,813,281.00	68.69%
Benefits	\$1,933,125.00	\$1,356,825.00	70.19%
Services	\$1,948,313.00	\$1,138,040.00	58.41%
Supplies	\$247,661.00	\$184,781.00	74.61%
Equipment	\$66,470.00	\$45,893.00	69.04%
Debt	\$0.00	\$0.00	#DIV/0!
Other	\$149,613.00	\$117,672.00	78.65%
TOTAL	\$9,896,265.00	\$6,656,492.00	67.26%
SURPLUS/(DEFICIT)	(\$359,877.00)	(\$247,975.00)	

**HISTORICAL COMPARISON BY OBJECT
SOUTHEASTERN LOCAL SCHOOLS**

	FY 17 7/16-02/17	FY 18 7/17-02/18	% of Change	FY 19 7/18-02/19	% of Change	FY 20 07/19-02/20	% of Change
REVENUE							
General Property (Real Estate)	\$1,827,146	\$1,920,450	5.11%	\$2,049,315	6.71%	\$1,900,206	-7.28%
Tangible Personal Property	112,591	119,742	6.35%	125,649	4.93%	152,744	21.56%
Income Tax	708,763	765,307	7.98%	814,226	6.39%	826,331	1.49%
Unrestricted Grants-in-Aid	2,710,786	2,787,065	2.81%	2,748,268	-1.39%	2,714,174	-1.24%
Restricted Grants-in-Aid	45,883	44,018	-4.06%	38,079	-13.49%	33,921	-10.92%
Restricted Grants-in-Aid - SFSF	0	0	-	0	-	0	-
Property Tax Allocation	188,467	195,931	3.96%	83,432	-57.42%	188,586	126.04%
All Other Operating Revenue	367,394	505,629	37.63%	608,103	20.27%	592,555	-2.56%
TOTAL REVENUE	\$5,961,030	\$6,338,142	6.33%	\$6,467,072	2.03%	\$6,408,517	-0.91%
EXPENDITURES							
Salaries & Wages	3,166,363	3,408,410	7.64%	3,664,300	7.51%	3,813,281	4.07%
Benefits	1,131,864	1,226,105	8.33%	1,275,306	4.01%	1,356,825	6.39%
Services	1,014,198	969,203	-4.44%	1,014,041	4.63%	1,138,040	12.23%
Supplies	142,854	224,579	57.21%	170,984	-23.86%	184,781	8.07%
Equipment	1,497	39,915	2566.33%	414,842	939.31%	45,893	-88.94%
Debt	0	0	-	0	-	0	-
Other	78,349	84,504	7.86%	101,494	20.11%	117,672	15.94%
TOTAL EXPENDITURES	\$5,535,125	\$5,952,716	7.54%	\$6,640,967	11.56%	\$6,656,492	0.23%
SURPLUS/DEFICIT	425,905	385,426	-9.50%	(173,895)	-145.12%	(247,975)	42.60%
OTHER SOURCES/USES							
Advances/Transfers In	291,995	388,797	33.15%	399,536	2.76%	49,616	-87.58%
Advances/Transfers Out	0	0	-	0	-	0	-
All Other Financing Sources	142,850	24,756	-82.67%	26,315	6.30%	28,951	10.02%
Debt Service	0		-		-	0	-
NET SOURCES/USES	434,845	413,553	-4.90%	425,851	2.97%	78,567	-81.55%
BEGINNING CASH	\$6,590,282	\$6,701,477	10.05%	\$6,792,753	1.69%	\$6,224,993	1.36%
ENDING CASH	\$7,451,032	\$7,500,490	11.79%	\$6,755,846	0.80%	\$6,055,585	1.39%
ENCUMBRANCES	804,290	\$815,453	56.24%	\$853,292	-57.27%	\$785,199	49.32%
UNENCUMBERED CASH	\$6,665,685	\$6,685,037	7.61%	\$6,191,417	8.73%	\$5,270,386	-1.19%
% of Salaries to Revenue	53.12%	53.78%		56.66%		59.50%	
% of Benefits to Revenue	18.99%	19.34%		19.72%		21.17%	
Total to Revenue	72.11%	73.12%		76.38%		80.68%	
Days of Operating Cash	291.80	272.89		226.55		192.40	

**MONTHLY BUDGET VARIANCE
SOUTHEASTERN LOCAL SCHOOLS**

	FTD Budgeted	FTD Actual	Variance	Percentage Variance	MTD Budgeted	MTD Actual	Variance	Percentage Variance
REVENUE								
General Property (Real Estate)	\$1,716,589	\$1,900,206	\$183,617	10.70%	\$0	\$652,900	\$652,900	-
Tangible Personal Property	235,332	152,744	(82,588)	-35.09%	\$29,415	0	(29,415)	-100.00%
Income Tax	742,048	826,331	84,283	11.36%	\$92,751	0	(92,751)	-100.00%
Unrestricted Grants-In-Aid	2,786,685	2,714,174	(72,511)	-2.60%	\$348,318	331,520	(16,798)	-4.82%
Restricted Grants-In-Aid	34,730	33,921	(809)	-2.33%	\$4,341	4,240	(101)	-2.33%
Restricted Grants-In-Aid - SFSE	0	0	0	-	\$0	0	0	-
Property Tax Allocation	243,230	188,586	(54,644)	-22.47%	\$30,402	0	(30,402)	-100.00%
All Other Operating Revenue	599,297	592,555	(6,742)	-1.12%	74,908	151,288	76,380	101.96%
TOTAL REVENUE	\$6,357,910	\$6,408,517	\$50,607	0.80%	\$580,136	\$1,139,948	\$559,812	96.50%
EXPENDITURES								
Salaries & Wages	\$3,700,907	\$3,813,281	(\$112,374)	3.04%	\$462,590	\$461,716	\$874	-0.19%
Benefits	\$1,288,814	\$1,356,825	(68,011)	5.28%	161,094	165,594	(4,500)	2.79%
Services	\$1,298,940	\$1,138,040	160,900	-12.39%	162,359	160,966	\$1,393	-0.86%
Supplies	\$165,116	\$184,781	(19,665)	11.91%	20,638	1,971	18,667	-90.45%
Equipment	\$44,316	\$45,893	(1,577)	3.56%	5,539	293	\$5,246	-94.71%
Debt	\$0	\$0	0	-	0	0	0	-
Other	\$99,747	\$117,672	(17,925)	17.97%	12,468	6,697	5,771	-46.29%
TOTAL EXPENSES	\$6,597,840	\$6,656,492	(\$58,652)	0.89%	\$824,689	\$797,237	\$27,452	-3.33%
SURPLUS/DEFICIT	(\$239,930)	(\$247,975)	(\$8,045)	3.35%	(\$244,553)	\$342,711	\$587,264	-240.14%
OTHER USES/SOURCES								
Transfers/Advances In	49,616	49,616	0	0.00%	0	0	0	-
Transfers/Advances Out	0	0	0	-	0	0	0	-
All Other Financing Sources/(Uses)	0	28,951	28,951	-	664	0	\$664	-100.00%
NET SOURCES/USES	49,616	78,567	28,951	58.35%	664	0	664	-100.00%

**Southeastern Local Schools
Explanation of Checks Over \$5,000**

02/01/2020-02/29/2020

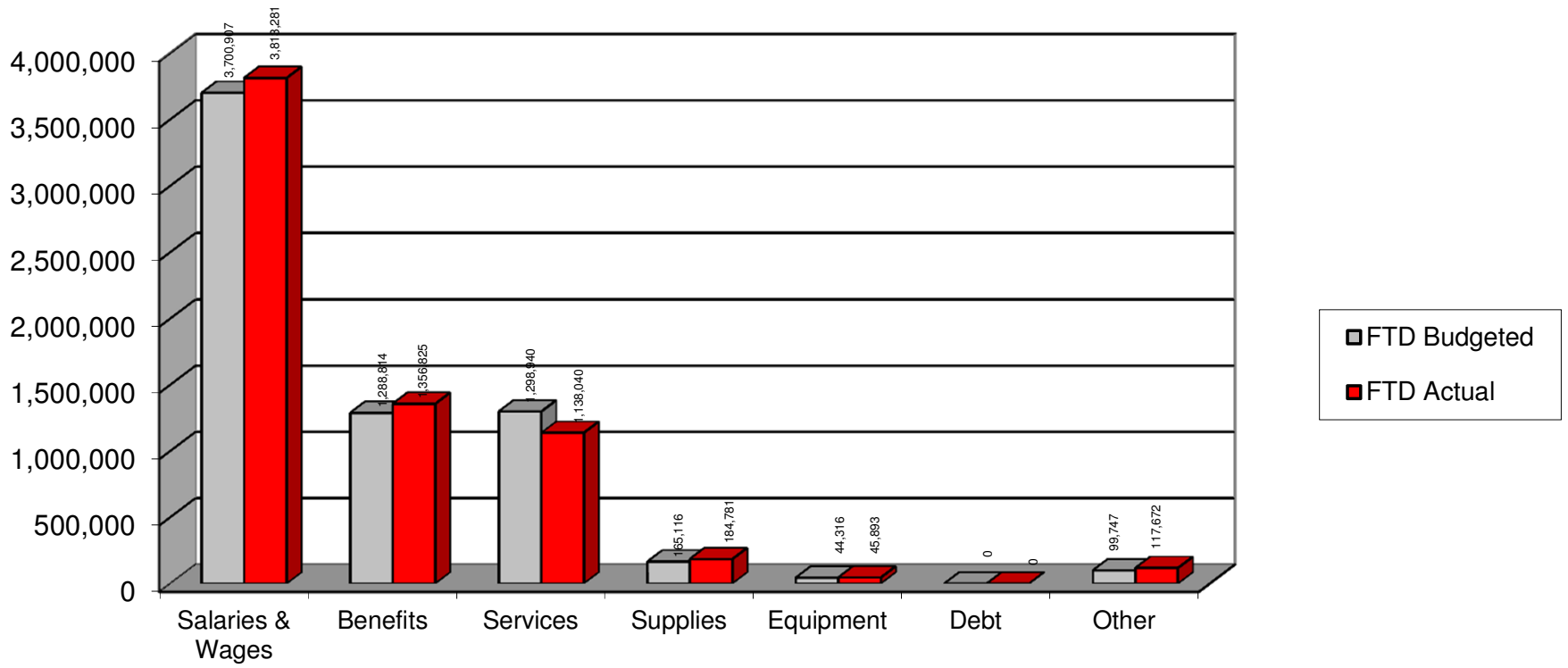
Check #	Vendor Name	Amount	Explanation
99282	20th Century Tours	\$8,100.00	Washington DC Trip Invoice
99301	Kapp Construction	\$92,612.75	Draw #8
99333	Clark County Educational Service Center	\$113,790.89	Related Services
99379	20th Century Tours	\$8,400.00	Washington DC Trip Invoice
997132	Payroll	\$237,480.93	Payroll for February 5th
997140	Payroll	\$249,835.58	Payroll for February 20th
997142	EPC-Self Funded Medical Plan	\$85,715.62	Board share of medical insurance
997148	Payroll	\$6,608.52	Board Portion of Medicare
997451	Retirement STRS	\$55,224.00	Board share of certified staff retirement
997452	Retirement SERS	\$14,130.00	Board share of classified staff retirement
997453	Foundation	\$52,079.12	County Board, Community Schools, Open Enrollment, ect

**Southeastern Local Schools
Explanation of Checks Over \$5,000**

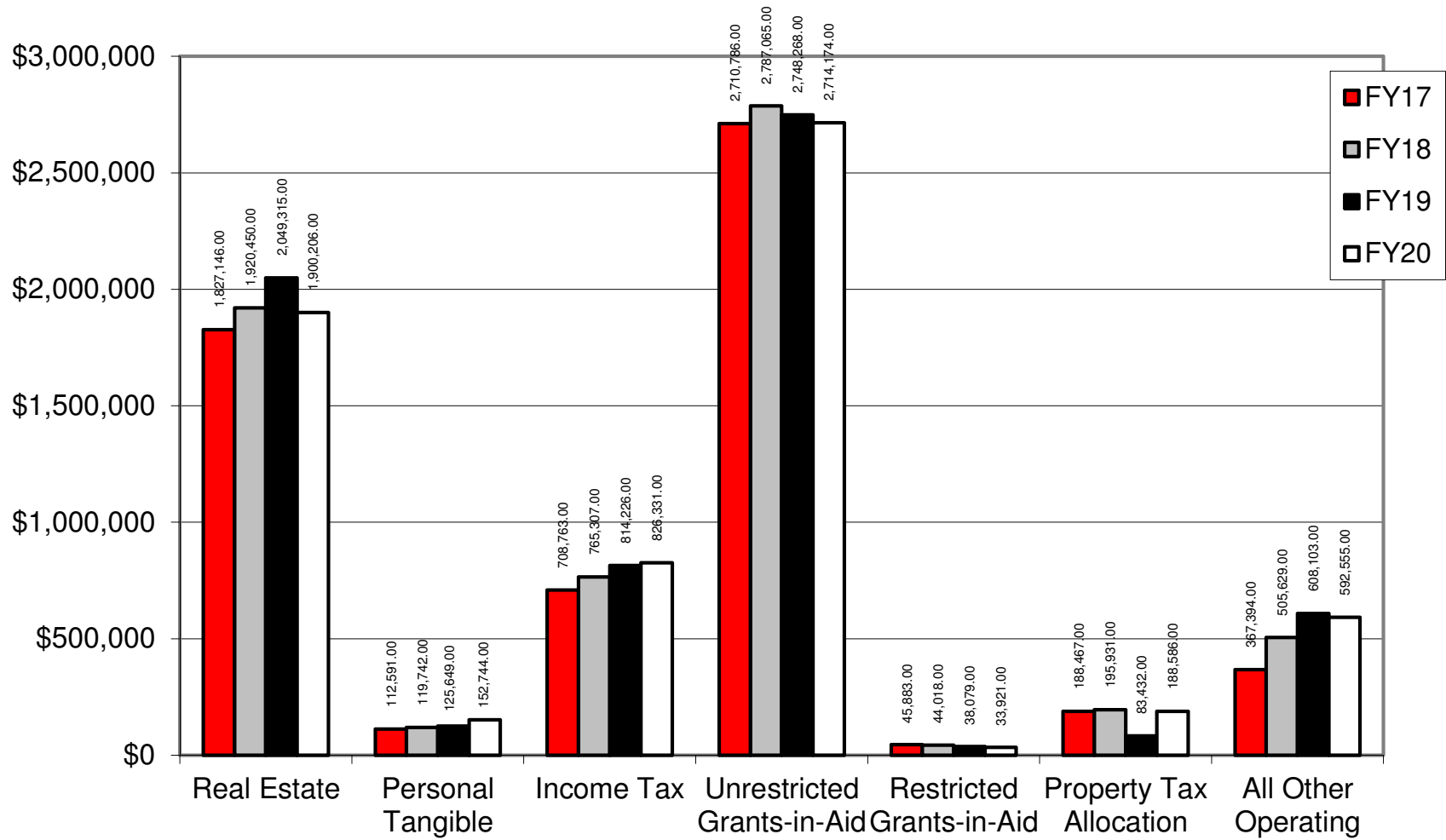
02/01/2020-02/29/2020

Check #	Vendor Name	Amount	Explanation
99282	20th Century Tours	\$8,100.00	Washington DC Trip Invoice
99301	Kapp Construction	\$92,612.75	Draw #8
99333	Clark County Educational Service Center	\$113,790.89	Related Services
99379	20th Century Tours	\$8,400.00	Washington DC Trip Invoice
997132	Payroll	\$237,480.93	Payroll for February 5th
997140	Payroll	\$249,835.58	Payroll for February 20th
997142	EPC-Self Funded Medical Plan	\$85,715.62	Board share of medical insurance
997148	Payroll	\$6,608.52	Board Portion of Medicare
997451	Retirement STRS	\$55,224.00	Board share of certified staff retirement
997452	Retirement SERS	\$14,130.00	Board share of classified staff retirement
997453	Foundation	\$52,079.12	County Board, Community Schools, Open Enrollment, ect

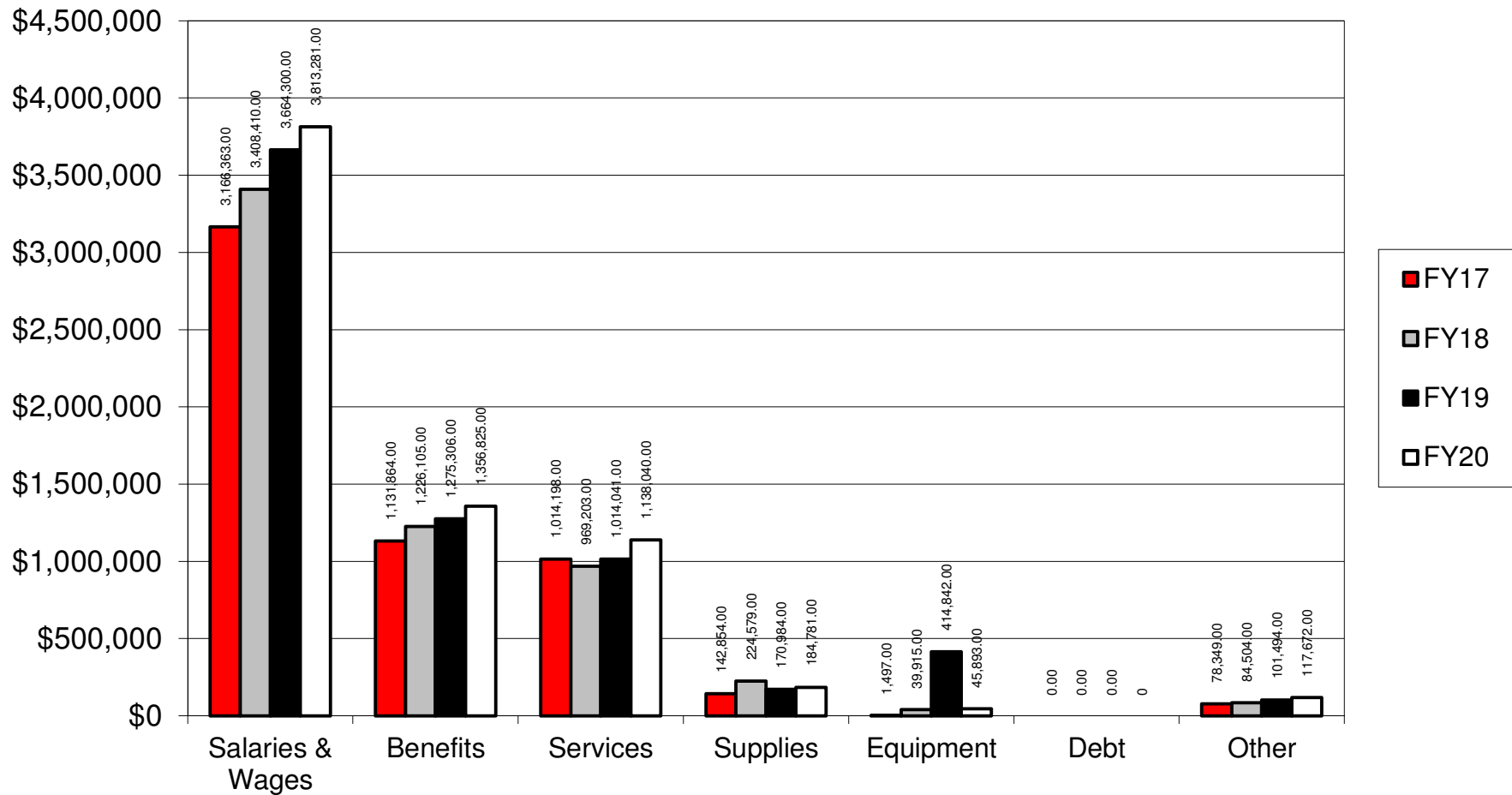
FTD BUDGETED vs. FTD ACTUAL



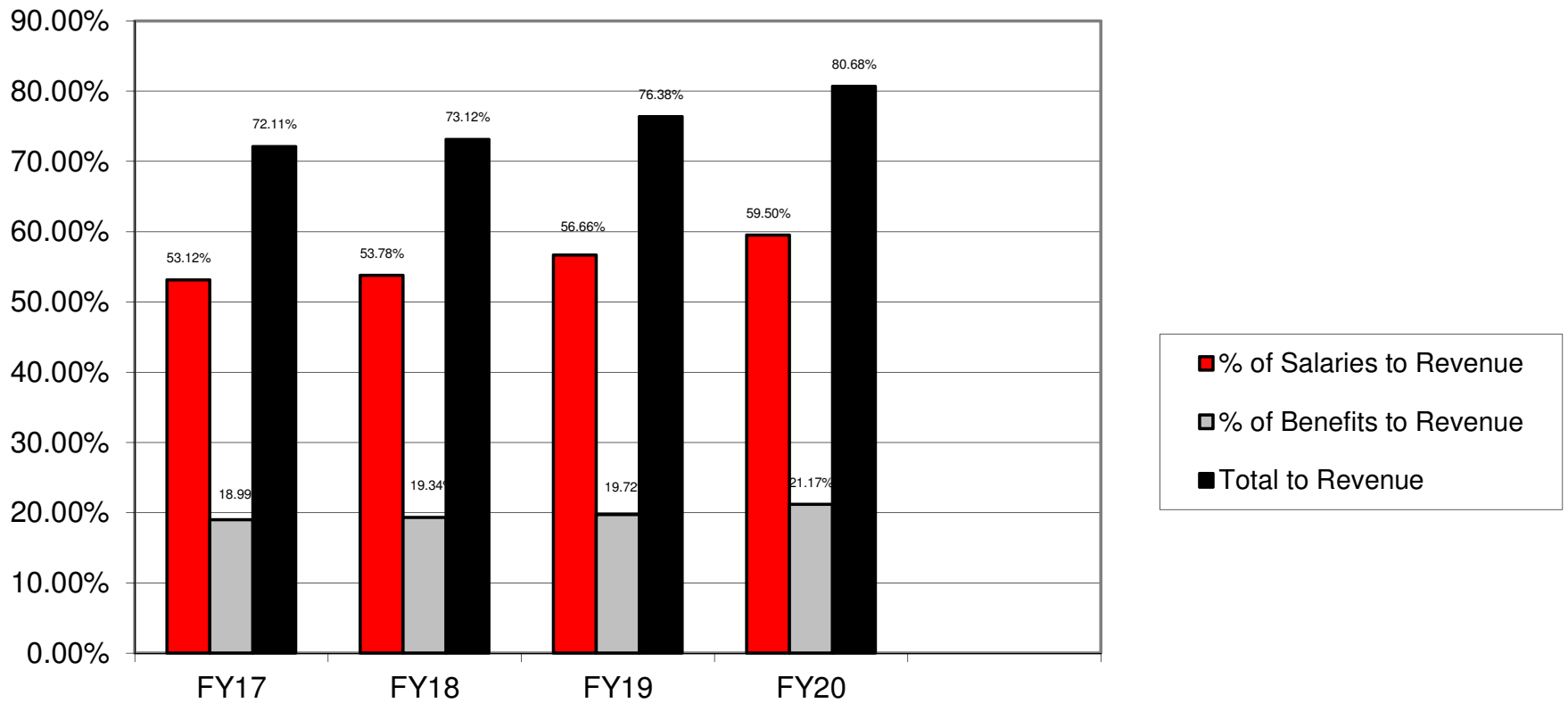
HISTORICAL REVENUE



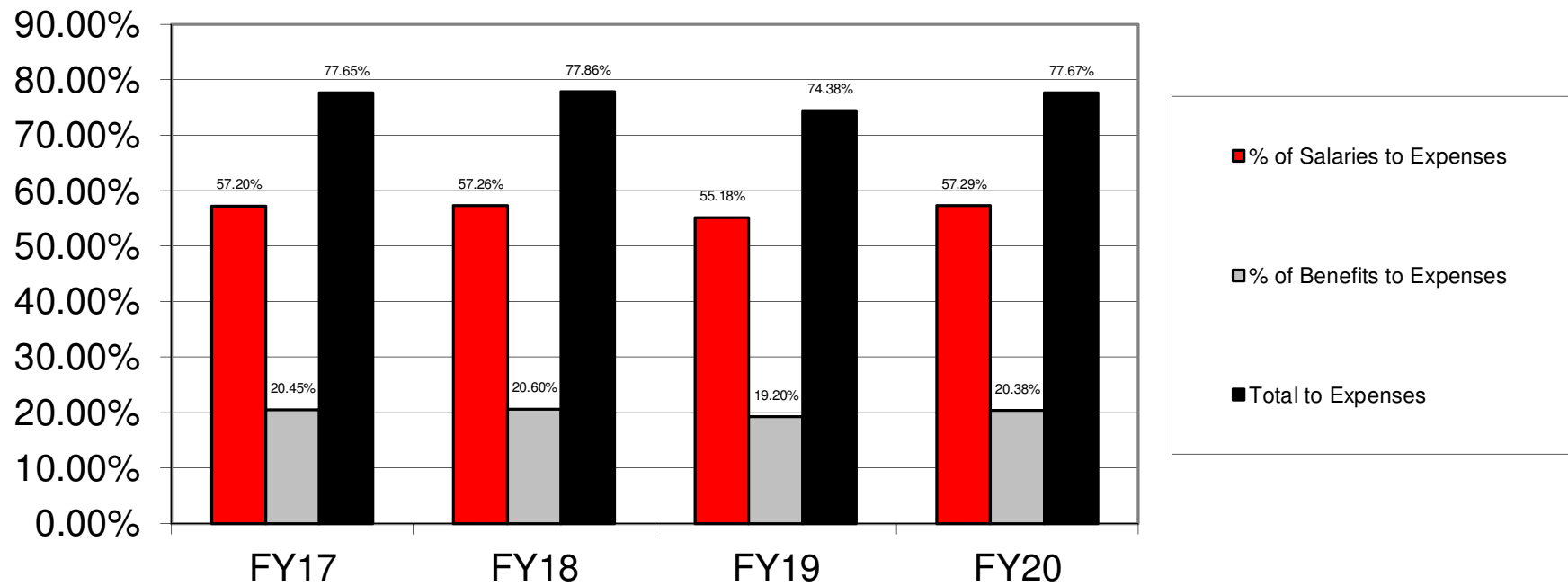
HISTORICAL EXPENDITURES



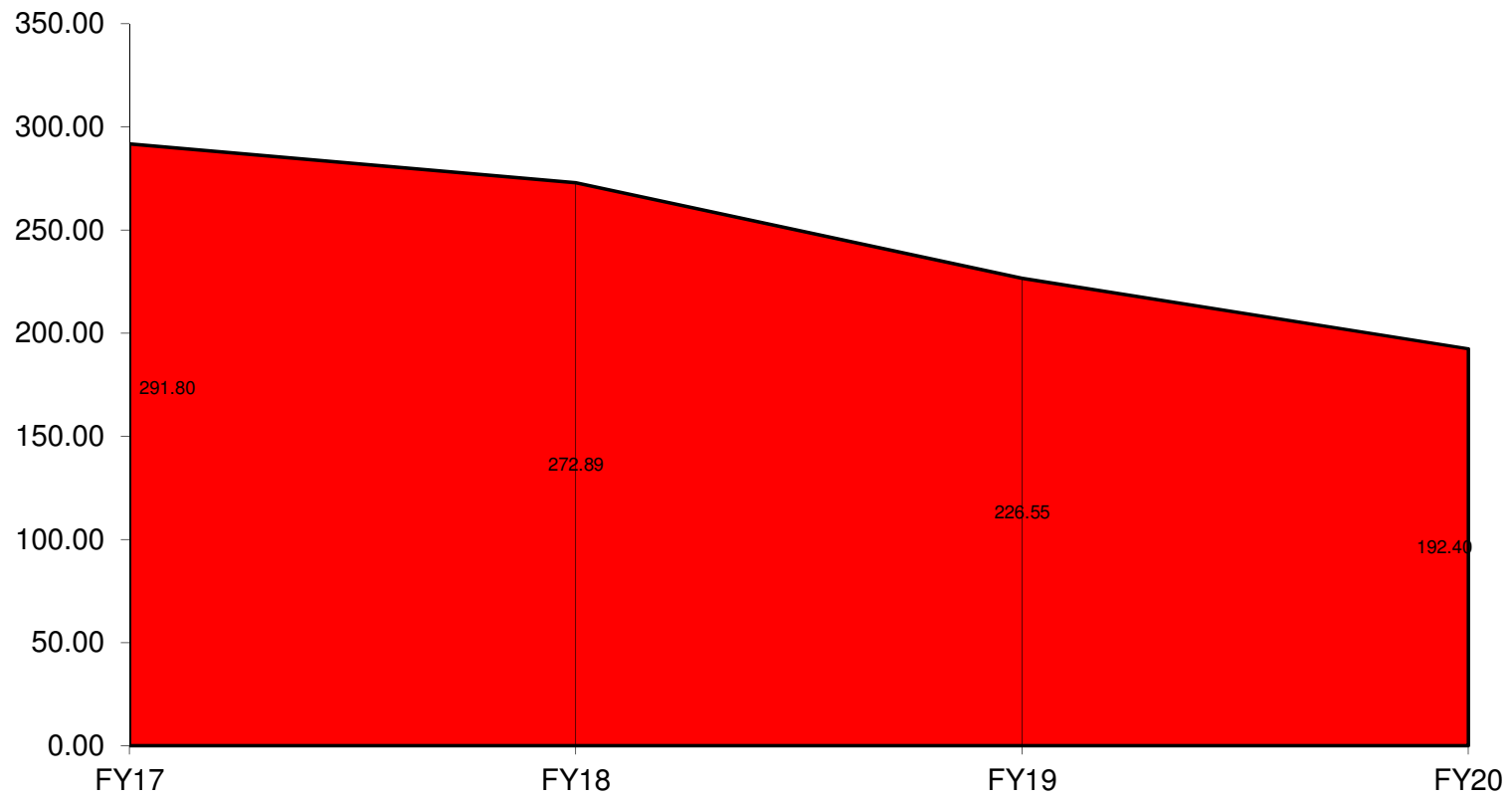
% OF SALARIES AND BENEFITS TO REVENUE



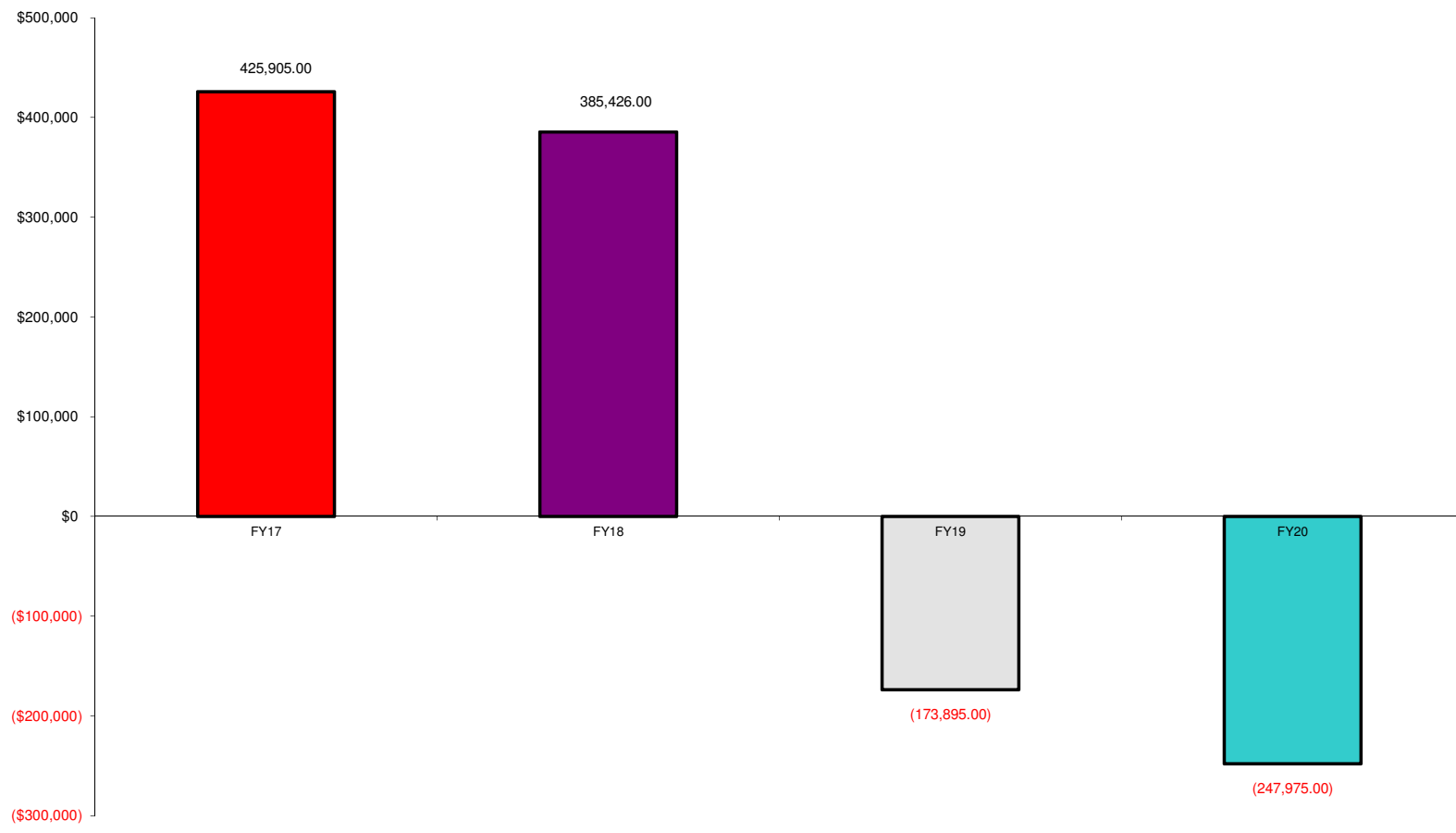
% OF SALARIES AND BENEFITS TO EXPENDITURES



Days of Operating Cash



SURPLUS/DEFICIT



-- Options Summary --

Output file: CHEKPY.TXT
Print options page? (Y,N) Y
Sort options: C
Sub-total by vendor (Y,N): Y
Print missing check numbers. (Y,N): N
Check types to select. (D,I,M,P,R,T,W): D,I,M,P,R,T,W
Check statuses to select. (O,R,V): O,R,V
Print vendor from PO or check. (P,C): C
Date Selection From: 02/01/2020
To: 02/29/2020
Summary or Detail report? (S,D) S
Single or Double space summary report? (S,D) S
Include or Exclude the following vendors?(I,E) I

BAT_CHEKPY executed by SE_BKITCHEN on node MVECA0:: at 3-MAR-2020 09:14:14.75

Date: 03/03/2020
 Time: 9:14 am

SOUTHEASTERN LOCAL SCHOOL
 SORT BY CHECK NUMBER

CHECK DATES BETWEEN 02/01/2020 AND 02/29/2020

WARRANTRECONCILED, VOID, OUTSTANDING, REFUND, MEMO, INVEST, TRANSFER, DISTRIB, PAYROLL

CHECK	TYPE	DATE	VENDOR	VENDOR	STATUS/DATE	BANK CODE	CHECK AMOUNT
098594	W	10/16/2019	Neal Davis	880172	RECONCILED:02/29/2020	1	116.00
098990	W	12/20/2019	Jon Siler	034690	RECONCILED:02/29/2020	1	65.00
099019	W	01/03/2020	SOUTHEASTERN ATHLETIC DPT.	012384	RECONCILED:02/29/2020		50.00
099041	W	01/08/2020	JOHN DIETSCH	030115	RECONCILED:02/29/2020	1	45.00
099089	W	01/10/2020	Chris Stout	880211	RECONCILED:02/29/2020	1	60.00
099103	W	01/10/2020	PHIL LOFFING	032275	RECONCILED:02/29/2020	1	65.00
099126	W	01/15/2020	JOHN DIETSCH	030115	RECONCILED:02/29/2020	1	45.00
099128	W	01/15/2020	Ken McMahon	034548	RECONCILED:02/29/2020	1	65.00
099132	W	01/15/2020	OASBO	010160	RECONCILED:02/29/2020		425.00
099143	W	01/15/2020	Tom Baldwin	880213	RECONCILED:02/29/2020	1	65.00
099159	W	01/17/2020	J.W. Pepper-Georgia Distrib.	032676	RECONCILED:02/29/2020		140.99
099161	W	01/17/2020	Levin Porter Associates, Inc	035178	RECONCILED:02/29/2020		1,398.00
099174	W	01/23/2020	Brian Urquhart	880222	RECONCILED:02/29/2020	1	250.00
099175	W	01/23/2020	CHARLESTON PHARMACY	002130	RECONCILED:02/29/2020		27.33
099176	W	01/23/2020	CHILLICOTHE STREET PIZZA	032228	RECONCILED:02/29/2020		45.50
099178	W	01/23/2020	Deb Dolbow	880224	RECONCILED:02/29/2020	1	65.00
099180	W	01/23/2020	Douglas Paxson	035152	RECONCILED:02/29/2020	1	65.00
099188	W	01/23/2020	Keith Wheatcraft	033581	RECONCILED:02/29/2020	1	65.00
099190	W	01/23/2020	Kimberly Rable	880223	RECONCILED:02/29/2020	1	65.00
099191	W	01/23/2020	Levin Porter Associates, Inc	035178	RECONCILED:02/29/2020		11,505.00
099199	W	01/23/2020	Scott Robinson	880220	VOID: 02/06/2020	1	500.00
099205	W	01/23/2020	Wilson Sims	034696	RECONCILED:02/29/2020	1	45.00
099207	W	01/30/2020	Anthony Tesi	880202	RECONCILED:02/29/2020	1	120.00
099208	W	01/30/2020	AT&T	033049	RECONCILED:02/29/2020		135.90
099209	W	01/30/2020	BENJAMIN LOGAN	032293	RECONCILED:02/29/2020		75.00
099212	W	01/30/2020	BSN Sports	034171	RECONCILED:02/29/2020	1	280.00
099213	W	01/30/2020	CES	033985	RECONCILED:02/29/2020		119.58
099214	W	01/30/2020	Chris Stout	880211	RECONCILED:02/29/2020	1	60.00
099216	W	01/30/2020	DAYTON POWER AND LIGHT COMPANY	032183	RECONCILED:02/29/2020		4,020.06
099217	W	01/30/2020	De Lage Landen	034335	RECONCILED:02/29/2020		2,162.00
099219	W	01/30/2020	Direct Energy Business	034790	RECONCILED:02/29/2020		1,790.71
099220	W	01/30/2020	Fisher Auto Parts	035134	RECONCILED:02/29/2020		230.37
099221	W	01/30/2020	Good Valley Water LLC Stephen C Valley	880179	RECONCILED:02/29/2020		78.00
099222	W	01/30/2020	GORDON FOOD SERVICE	014629	RECONCILED:02/29/2020	1	2,678.45
099223	W	01/30/2020	Habitec Security	032464	RECONCILED:02/29/2020		485.85
099224	W	01/30/2020	Hershey Creamery Co	035076	RECONCILED:02/29/2020	1	137.76
099225	W	01/30/2020	Julian & Grube, Inc.	034240	RECONCILED:02/29/2020		1,200.00
099226	W	01/30/2020	Laura Hennigan	033644	RECONCILED:02/29/2020		45.53
099227	W	01/30/2020	Lincoln Weaver	032982	RECONCILED:02/29/2020	1	60.00
099228	W	01/30/2020	McCutcheon Music LLC	880107	RECONCILED:02/29/2020		32.00
099229	W	01/30/2020	MILLER'S TEXTILE SERVICE	012700	RECONCILED:02/29/2020		113.74
099230	W	01/30/2020	MSC - 410526 Dollar General - Charge Sales	033584	RECONCILED:02/29/2020	1	62.15
099231	W	01/30/2020	Pitney Bowes Reserve Account	011099	RECONCILED:02/29/2020		75.99
099232	W	01/30/2020	RELIABLE CONSTRUCTION SERVICES	031278	RECONCILED:02/29/2020		824.59
099233	W	01/30/2020	SHOEMAKER'S HOME CENTER	011950	RECONCILED:02/29/2020		234.25
099234	W	01/30/2020	SPRADLIN BROS WELDING CO	030980	RECONCILED:02/29/2020		393.28
099236	W	01/30/2020	TECUMSEH HIGH SCHOOL ATTN; ATHLETIC DIRECTOR	012965	RECONCILED:02/29/2020	1	90.00

CHECK DATES BETWEEN 02/01/2020 AND 02/29/2020

WARRANTRECONCILED, VOID, OUTSTANDING, REFUND, MEMO, INVEST, TRANSFER, DISTRIB, PAYROLL

CHECK	TYPE	DATE	VENDOR	VENDOR	STATUS/DATE	BANK CODE	CHECK AMOUNT
099237	W	01/30/2020	Time Warner Cable-SWO Division	035001	RECONCILED:02/29/2020		345.00
099238	W	01/30/2020	W. R. HACKETT INC.,	005223	RECONCILED:02/29/2020	1	621.43
099239	W	01/30/2020	Wilson Sims	034696	RECONCILED:02/29/2020	1	60.00
099240	W	02/06/2020	John Parrish	035148	RECONCILED:02/29/2020	1	250.00
099241	W	02/06/2020	Scott Robinson	880220	RECONCILED:02/29/2020	1	250.00
099242	W	02/07/2020	Anthony Roberts	880081	RECONCILED:02/29/2020	1	80.00
099243	W	02/07/2020	Anthony Tesi	880202	RECONCILED:02/29/2020	1	60.00
099244	W	02/07/2020	Bob Glaser	033189	RECONCILED:02/29/2020	1	65.00
099245	W	02/07/2020	Bob Patterson	880087	RECONCILED:02/29/2020	1	60.00
099246	W	02/07/2020	BRAD LEMON XXXXXXXXXXXXXXXXXXXX	032088		1	65.00
099247	W	02/07/2020	Brian Redish	033877	RECONCILED:02/29/2020	1	80.00
099248	W	02/07/2020	CHRIS STOKES	032277	RECONCILED:02/29/2020	1	65.00
099249	W	02/07/2020	CRAIG ISAAC	020058	RECONCILED:02/29/2020		200.00
099250	W	02/07/2020	Dean Foods	010970	RECONCILED:02/29/2020	1	403.39
099251	W	02/07/2020	FriendsOffice	880191	RECONCILED:02/29/2020		145.04
099252	W	02/07/2020	Geer Gas Corporation	010097	RECONCILED:02/29/2020		20.46
099253	W	02/07/2020	GORDON FOOD SERVICE	014629	RECONCILED:02/29/2020	1	2,061.59
099254	W	02/07/2020	H. W. MANN & SONS	007650	RECONCILED:02/29/2020		320.00
099255	W	02/07/2020	Jacob Hensel	880052	RECONCILED:02/29/2020	1	65.00
099256	W	02/07/2020	James Smith	034855	RECONCILED:02/29/2020	1	60.00
099257	W	02/07/2020	Jason Meeks	034990	RECONCILED:02/29/2020	1	45.00
099258	W	02/07/2020	John Christian	034001	RECONCILED:02/29/2020	1	85.00
099259	W	02/07/2020	JOHN DIETSCHE	030115	RECONCILED:02/29/2020	1	40.00
099260	W	02/07/2020	Kyle Ford	880071	RECONCILED:02/29/2020	1	40.00
099261	W	02/07/2020	Larry Ray	035128	RECONCILED:02/29/2020	1	45.00
099262	W	02/07/2020	Lincoln Weaver	032982	RECONCILED:02/29/2020	1	65.00
099263	W	02/07/2020	Megan Rains	033514	RECONCILED:02/29/2020		84.20
099264	W	02/07/2020	Michael Young	033539	RECONCILED:02/29/2020	1	45.00
099265	W	02/07/2020	Mike Freese	034396	RECONCILED:02/29/2020	1	65.00
099266	W	02/07/2020	MILLER'S TEXTILE SERVICE	012700	RECONCILED:02/29/2020	(Multi-bank check)	183.59
099267	W	02/07/2020	OASSA	010165	RECONCILED:02/29/2020	1	216.00
099268	W	02/07/2020	OHIO FFA ASSOCIATION	010152	RECONCILED:02/29/2020		70.00
099269	W	02/07/2020	Ohio Valley Medical Center	034920	RECONCILED:02/29/2020		3,000.00
099270	W	02/07/2020	Pitney Bowes Global Financial	880190	RECONCILED:02/29/2020		162.60
099271	W	02/07/2020	Purdy Company, LLC	035038	RECONCILED:02/29/2020		3,709.00
099272	W	02/07/2020	Richard Redding	880045	RECONCILED:02/29/2020	1	60.00
099273	W	02/07/2020	Robert Dunsmore	880208		1	160.00
099274	W	02/07/2020	STANTON SHEET MUSIC	012750	RECONCILED:02/29/2020		217.75
099275	W	02/07/2020	Steve Scott	032577	RECONCILED:02/29/2020	1	40.00
099276	W	02/07/2020	Steven Carson	034860	RECONCILED:02/29/2020	1	65.00
099277	W	02/07/2020	TIM SANDLIN	032286	RECONCILED:02/29/2020	1	65.00
099278	W	02/07/2020	Tyler Luce	880229		1	65.00
099279	W	02/07/2020	Unified Technology Solutions dba Security Cameras of Cbus	880042	RECONCILED:02/29/2020		1,516.00
099280	W	02/07/2020	W. R. HACKETT INC.,	005223	RECONCILED:02/29/2020	1	349.00
099281	W	02/07/2020	William Nichols	034689	RECONCILED:02/29/2020	1	90.00
099282	W	02/14/2020	20TH CENTURY TOURS	031423	RECONCILED:02/29/2020		8,100.00
099283	W	02/14/2020	AmazingClassroom.com Bryan Gilchrist	880065			167.70
099284	W	02/14/2020	Andy Rammel	880231	RECONCILED:02/29/2020	1	65.00
099285	W	02/14/2020	BSN Sports	034171	RECONCILED:02/29/2020	1	252.00

CHECK DATES BETWEEN 02/01/2020 AND 02/29/2020
 WARRANTRECONCILED, VOID, OUTSTANDING, REFUND, MEMO, INVEST, TRANSFER, DISTRIB, PAYROLL

CHECK	TYPE	DATE	VENDOR	VENDOR	STATUS/DATE	BANK CODE	CHECK AMOUNT
099286	W	02/14/2020	C H Health Services Co	002395	RECONCILED:02/29/2020		132.00
099287	W	02/14/2020	Mercy Health Occup Health CARDINAL BUS SALES & SERVICE	011859	RECONCILED:02/29/2020		286.02
099288	W	02/14/2020	CES	033985	RECONCILED:02/29/2020		249.92
099289	W	02/14/2020	Columbus Customer Charges	007000	RECONCILED:02/29/2020		475.05
099290	W	02/14/2020	CRAIG ISAAC	020058	RECONCILED:02/29/2020		49.00
099291	W	02/14/2020	Dean Foods	010970	RECONCILED:02/29/2020	1	231.90
099292	W	02/14/2020	Ellyse Shafer	880185	RECONCILED:02/29/2020		12.18
099293	W	02/14/2020	FCCLA, Inc.	034464	RECONCILED:02/29/2020	1	45.00
099294	W	02/14/2020	Flagway House	030851	RECONCILED:02/29/2020		173.00
099295	W	02/14/2020	Gary Morgan	032987	RECONCILED:02/29/2020	1	65.00
099296	W	02/14/2020	Good Valley Water LLC Stephen C Valley	880179	RECONCILED:02/29/2020		48.00
099297	W	02/14/2020	GORDON FOOD SERVICE	014629		1	1,917.72
099298	W	02/14/2020	Great Lakes Biomedical LTD	034176	RECONCILED:02/29/2020		340.00
099299	W	02/14/2020	Jacob Rosales	034805	RECONCILED:02/29/2020	1	80.00
099300	W	02/14/2020	John Berger	880195	RECONCILED:02/29/2020	1	65.00
099301	W	02/14/2020	Kapp Construction Inc.	880109	RECONCILED:02/29/2020		92,612.75
099302	W	02/14/2020	KAREN WYATT	031564	RECONCILED:02/29/2020	1	1,194.48
099303	W	02/14/2020	KS StateBank Government Finance Department	035201	RECONCILED:02/29/2020		296.05
099304	W	02/14/2020	LOCUST HILLS GOLF, INC.	007410	RECONCILED:02/29/2020	1	1,550.00
099305	W	02/14/2020	MACRAY CO INC.	007480	RECONCILED:02/29/2020		50.00
099306	W	02/14/2020	McCutcheon Music LLC	880107	RECONCILED:02/29/2020		66.00
099307	W	02/14/2020	MCESC	034936	RECONCILED:02/29/2020		1,548.09
099308	W	02/14/2020	Michel Stratton	880206	RECONCILED:02/29/2020	1	80.00
099309	W	02/14/2020	MILLER'S TEXTILE SERVICE	012700	RECONCILED:02/29/2020		143.03
099310	W	02/14/2020	Nikki Ankeney	035052	RECONCILED:02/29/2020		4.88
099311	W	02/14/2020	Ohio FCCLA State Leadership Conf. Reg.	033891	RECONCILED:02/29/2020	1	400.00
099312	W	02/14/2020	OHIO HERITAGE CONFERENCE Ted Williams, Commissioner	031858	RECONCILED:02/29/2020	1 (Multi-bank check)	906.00
099313	W	02/14/2020	PCM-G, Inc.	030141	RECONCILED:02/29/2020		2,150.05
099314	W	02/14/2020	People Helping People	033822		1	60.00
099315	W	02/14/2020	SHOEMAKER'S GROCERY	011900	RECONCILED:02/29/2020	1 (Multi-bank check)	386.80
099316	W	02/14/2020	Steve Scott	032577	RECONCILED:02/29/2020	1	45.00
099317	W	02/14/2020	Teachers Pay Teachers Teacher Synergy, LLC	880218	RECONCILED:02/29/2020		164.99
099318	W	02/14/2020	Thomas Geyer	032741	RECONCILED:02/29/2020	1	45.00
099319	W	02/14/2020	Tippecanoe High School c/o Matt Shomper	034244	RECONCILED:02/29/2020	1	60.00
099320	W	02/14/2020	TRANS ACCESSORIES CO INC	013049	RECONCILED:02/29/2020		148.72
099321	W	02/14/2020	W. R. HACKETT INC.,	005223	RECONCILED:02/29/2020	1	397.89
099322	W	02/14/2020	Walter Haverfield LLP	880130	RECONCILED:02/29/2020		654.00
099323	W	02/14/2020	Monroe Local Schools	880073	RECONCILED:02/29/2020	1	168.00
099324	W	02/21/2020	American Fidelity Administrive Services, LLC	034825	RECONCILED:02/29/2020		42.25
099325	W	02/21/2020	Andrew Lytle	034351	RECONCILED:02/29/2020	1	45.00
099326	W	02/21/2020	Anthony Roberts	880081	RECONCILED:02/29/2020	1	160.00
099327	W	02/21/2020	Apple Inc	034275	RECONCILED:02/29/2020		1,813.00
099328	W	02/21/2020	Bob Patterson	880087	RECONCILED:02/29/2020	1	90.00

Date: 03/03/2020
 Time: 9:14 am

SOUTHEASTERN LOCAL SCHOOL
 SORT BY CHECK NUMBER

CHECK DATES BETWEEN 02/01/2020 AND 02/29/2020

WARRANTRECONCILED, VOID, OUTSTANDING, REFUND, MEMO, INVEST, TRANSFER, DISTRIB, PAYROLL

CHECK	TYPE	DATE	VENDOR	VENDOR	STATUS/DATE	BANK CODE	CHECK AMOUNT
099329	W	02/21/2020	Brian Redish	033877	RECONCILED:02/29/2020	1	80.00
099330	W	02/21/2020	Casey Wood	880039	RECONCILED:02/29/2020	1	45.00
099331	W	02/21/2020	Chad Coe	880216	RECONCILED:02/29/2020	1	45.00
099332	W	02/21/2020	Christopher Dodd	880238		1	65.00
099333	W	02/21/2020	CLARK COUNTY EDUCATIONAL SERVICE CENTER	002300	RECONCILED:02/29/2020		113,790.89
099334	W	02/21/2020	Dean Foods	010970	RECONCILED:02/29/2020	1	294.25
099335	W	02/21/2020	Dennis Fleming	880237		1	45.00
099336	W	02/21/2020	Dwayne Walk	035200	RECONCILED:02/29/2020	1	65.00
099337	W	02/21/2020	eFax Corporate	880217	RECONCILED:02/29/2020		84.95
099338	W	02/21/2020	c/o j2 Cloud Services, LLC Good Valley Water LLC Stephen C Valley	880179	RECONCILED:02/29/2020		66.00
099339	W	02/21/2020	GORDON FOOD SERVICE	014629	RECONCILED:02/29/2020	1	1,987.14
099340	W	02/21/2020	Gregory Yoder	034712		1	65.00
099341	W	02/21/2020	High School AD Network LLC	035017	RECONCILED:02/29/2020	1	32.00
099342	W	02/21/2020	In A Pinch	034671	RECONCILED:02/29/2020	1	180.00
099343	W	02/21/2020	James Burton	035149		1	65.00
099344	W	02/21/2020	James Tyus	035164	RECONCILED:02/29/2020	1	65.00
099345	W	02/21/2020	Jason Meeks	034990	RECONCILED:02/29/2020	1	45.00
099346	W	02/21/2020	John Christian	034001		1	60.00
099347	W	02/21/2020	Kadaby Ransom	033538	RECONCILED:02/29/2020	1	65.00
099348	W	02/21/2020	Kelli Stark	880239	RECONCILED:02/29/2020	1	80.00
099349	W	02/21/2020	Kevin Ball	034531	RECONCILED:02/29/2020	1	65.00
099350	W	02/21/2020	Mark Horton	033173	RECONCILED:02/29/2020	1	65.00
099351	W	02/21/2020	Matt Wahrhaftig	880046		1	65.00
099352	W	02/21/2020	McCutcheon Music LLC	880107	RECONCILED:02/29/2020		269.99
099353	W	02/21/2020	Michel Stratton	880206	RECONCILED:02/29/2020	1	80.00
099354	W	02/21/2020	MILLER'S TEXTILE SERVICE	012700	RECONCILED:02/29/2020		123.77
099355	W	02/21/2020	Nightlock Taylor Brothers Door	880228	RECONCILED:02/29/2020		70.20
099356	W	02/21/2020	PEPSI-COLA	010375	RECONCILED:02/29/2020	1	1,915.13
099357	W	02/21/2020	RANDY DELANEY	020510	RECONCILED:02/29/2020	1	123.99
099358	W	02/21/2020	Ray Bradshaw	034527	RECONCILED:02/29/2020	1	65.00
099359	W	02/21/2020	Raymond Ferrell	880060	RECONCILED:02/29/2020	1	65.00
099360	W	02/21/2020	Robbie Bowman	880197	RECONCILED:02/29/2020	1	65.00
099361	W	02/21/2020	Robert Dunsmore	880208		1	80.00
099362	W	02/21/2020	Sizzling Platter LLC	880232	RECONCILED:02/29/2020		85.00
099363	W	02/21/2020	Stephen Henry	880051	RECONCILED:02/29/2020	1	60.00
099364	W	02/21/2020	Theater House	032540	RECONCILED:02/29/2020		257.74
099365	W	02/21/2020	Tim Yates	880053	RECONCILED:02/29/2020	1	45.00
099366	W	02/21/2020	W. R. HACKETT INC.,	005223	RECONCILED:02/29/2020	1	126.35
099367	W	02/21/2020	Troy High School	035135	RECONCILED:02/29/2020	1	234.00
099368	W	02/25/2020	LaComedia Dinner Theater	034076			840.00
099369	W	02/26/2020	CLARK CO. COMBINED HEALTH DIST	002350		1	377.00
099370	W	02/28/2020	STARR TROPHY	000041		1	320.00
099371	W	02/28/2020	CLARK COUNTY EDUCATIONAL SERVICE CENTER	002300	RECONCILED:02/29/2020		353.33
099372	W	02/28/2020	VECTREN ENERGY DELIVERY	003350			1,326.63
099373	W	02/28/2020	PCM	004948	RECONCILED:02/29/2020		116.00
099374	W	02/28/2020	W. R. HACKETT INC.,	005223		1	706.03
099375	W	02/28/2020	THYSSENKRUPP ELEVATOR CORP	005544	RECONCILED:02/29/2020		2,050.00

Date: 03/03/2020
 Time: 9:14 am

SOUTHEASTERN LOCAL SCHOOL
 SORT BY CHECK NUMBER

CHECK DATES BETWEEN 02/01/2020 AND 02/29/2020

WARRANTRECONCILED, VOID, OUTSTANDING, REFUND, MEMO, INVEST, TRANSFER, DISTRIB, PAYROLL

CHECK	TYPE	DATE	VENDOR	VENDOR	STATUS/DATE	BANK CODE	CHECK AMOUNT
099376	W	02/28/2020	Dean Foods	010970	RECONCILED:02/29/2020	1	129.27
099377	W	02/28/2020	MILLER'S TEXTILE SERVICE	012700			58.96
099378	W	02/28/2020	GORDON FOOD SERVICE	014629		1	1,296.21
099379	W	02/28/2020	20TH CENTURY TOURS	031423			8,400.00
099380	W	02/28/2020	DAYTON POWER AND LIGHT COMPANY	032183			4,445.95
099381	W	02/28/2020	Agile Sports Technologies DBA: HUDL	034250		1	1,549.00
099382	W	02/28/2020	De Lage Landen	034335			2,162.00
099383	W	02/28/2020	Don Rinker Sports	034387		1	74.00
099384	W	02/28/2020	Tierney Brothers Inc.	034619	RECONCILED:02/29/2020		255.00
099385	W	02/28/2020	Direct Energy Business	034790			1,900.14
099386	W	02/28/2020	Yankee Candle Fundraising	034828		1	662.39
099387	W	02/28/2020	Above All Glass Shops	035142			95.00
099388	W	02/28/2020	KS StateBank Government Finance Department	035201			296.05
099389	W	02/28/2020	Southern Ohio Supply LLC	880201			100.00
997132	C	02/05/2020	PAYROLL	900005		(Multi-bank check)	237,480.93
997140	C	02/20/2020	PAYROLL	900005		(Multi-bank check)	249,835.58
997141	M	02/24/2020	SECURITY NATIONAL BANK	900042			110.67
997142	M	02/24/2020	EPC-Self-Funded Medical Plan	900052		1 (Multi-bank check)	85,715.62
997143	M	02/24/2020	EPC Dental/Vision Benefit Plan Dental Plan	900053		(Multi-bank check)	4,190.63
997144	M	02/24/2020	EPC-Dental/Vision Benefit Plan Vision Plan	900054		(Multi-bank check)	1,310.02
997145	M	02/24/2020	Sun Life Assurance Company of Canada	900055		(Multi-bank check)	412.80
997146	M	02/24/2020	RETIREMENT STRS	900001			4,561.32
997147	M	02/24/2020	RETIREMENT SERS	900002			643.76
997148	M	02/24/2020	PAYROLL	900005		(Multi-bank check)	6,608.52
997450	M	02/29/2020	SECURITY NATIONAL BANK	900042			100.00
997451	M	02/29/2020	RETIREMENT STRS	900001			55,224.00
997452	M	02/29/2020	RETIREMENT SERS	900002		(Multi-bank check)	14,130.00
997453	M	02/29/2020	FOUNDATION	900014			52,079.12
V VOIDED CHECKS			1	CHECK TOTALS	500.00		
R RECONCILED CHECKS			169	CHECK TOTALS	285,084.13		
W WARRANT CHECKS			200	CHECK TOTALS	312,573.91		
M MEMO CHECKS			12	CHECK TOTALS	225,086.46		
B REFUND CHECKS			0	CHECK TOTALS	0.00		
I INVESTMENT CHECKS			0	CHECK TOTALS	0.00		
T TRANSFER CHECKS			0	CHECK TOTALS	0.00		
D DISTRIBUTION CHECKS			0	CHECK TOTALS	0.00		
C PAYROLL CHECKS			2	CHECK TOTALS	487,316.51		
MISSING CHECKS			0				
** TOTAL CHECKS (LESS VOIDED)			213	** TOTAL NET	1,024,476.88		
*** TOTAL CHECKS WRITTEN			214	*** GRAND TOTALS	1,024,976.88		

SOUTHEASTERN LOCAL SCHOOLS
GENERAL ACCOUNT RECONCILIATION

02/29/20

Treasurer's Balance		\$	6,387,636.14
		\$	-
		\$	-
		\$	-
		\$	<u>6,387,636.14</u>

Bank Balance			
AP (0690)		\$	50,043.00
Payroll Interest		\$	1.63
ICS DDA (8151)		\$	705,877.33
Point of Sales (7538)		\$	59,142.60
Red Tree (US Bank 0998)		\$	5,358,644.64
ICS MMA (5475)		\$	<u>251,095.12</u>
		\$	6,424,804.32

Outstanding Checks		\$	<u>39,231.88</u>
		\$	<u>6,385,572.44</u>

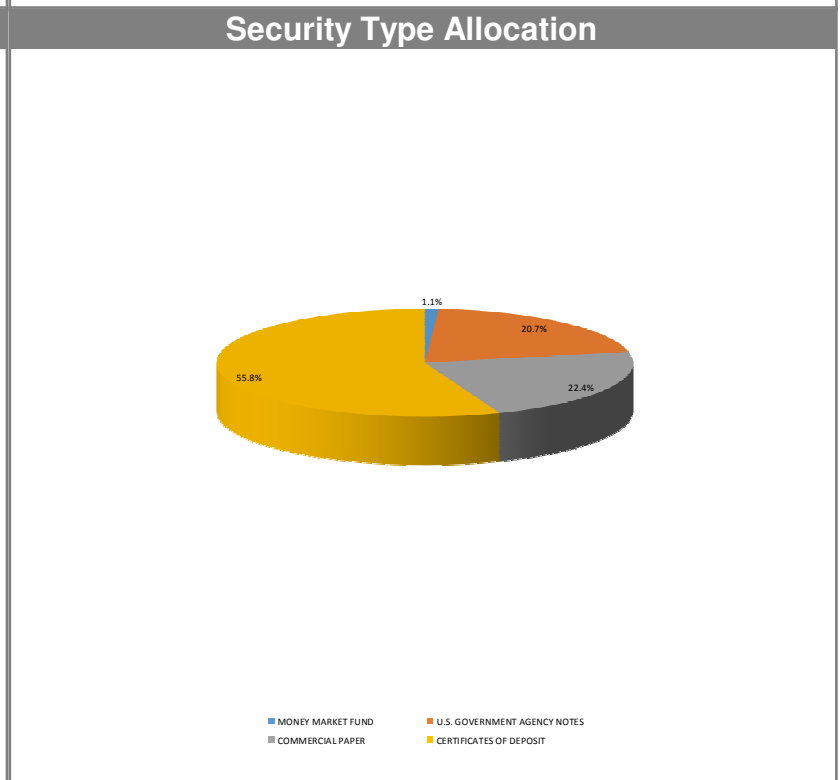
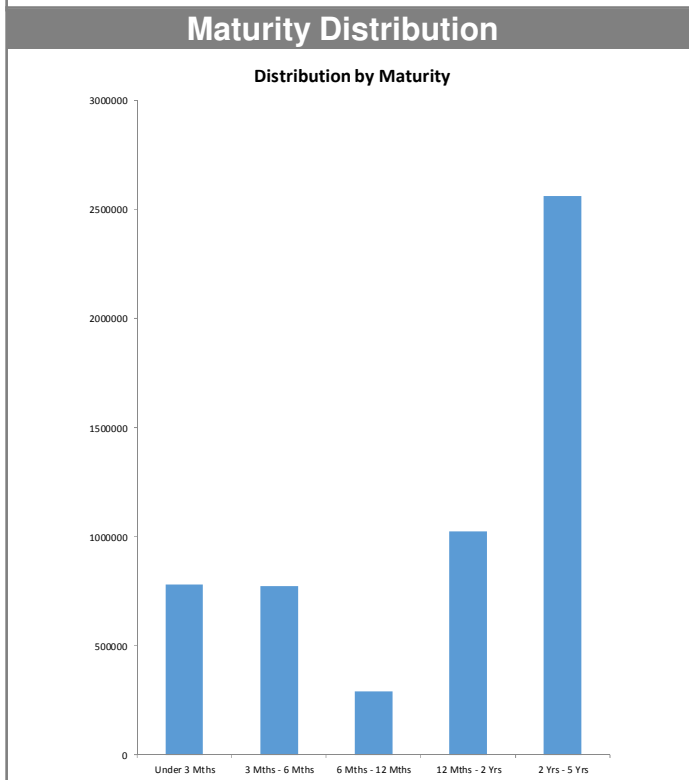
Movie		\$	425.00
PY Difference		\$	(5.58)
ACH Checks		\$	2,903.60
Deposit		\$	(1,059.10)
Void Payroll Check Deductions		\$	(165.11)
		\$	-
July Adjustment		\$	(35.11)
		\$	2,063.70

Adjusted Bank Balance		\$	<u>6,387,636.14</u>
-----------------------	--	----	---------------------

Difference		\$	-		Bank (Short) or Over
------------	--	----	---	--	----------------------

Monthly Investment Summary
Southeastern Local Schools
US Bank Custodian Acct Ending x70998
 February 29, 2020

Monthly Cash Flow Activity		Market Value Summary				
From 01-31-20 through 02-29-20						
Beginning Book Value	5,341,394.19	Security Type	Market Value	Pct. Assets	Avg Yield at Cost	Wght Avg Mat
Contributions	0.00	Money Market Fund				
Withdrawals	0.00	MONEY MARKET FUND	58,942.59	1.1	1.45	0.00
Prior Month Management Fees	-682.13	Fixed Income				
Realized Gains/Losses	0.00	U.S. GOVERNMENT AGENCY NOTES	1,131,003.83	20.6	1.52	0.95
Gross Interest Earnings	17,932.58	Accrued Interest	2,082.33	0.0		
Ending Book Value	5,358,644.64	Commercial Paper				
		COMMERCIAL PAPER	1,225,809.20	22.3	2.03	0.23
		Certificate of Deposit				
		CERTIFICATES OF DEPOSIT	3,053,662.17	55.7	2.67	2.95
		Accrued Interest	13,959.61	0.3		
		TOTAL PORTFOLIO	5,485,459.74	100.0	2.28	1.90


Disclosures:

RedTree's internal accounting system is used as the source of the market value of this account. Although obtained from a source believed to be reliable, we cannot guarantee its accuracy. You should review all account statements provided by the custodian and compare with the statements provided by RedTree.

Portfolio Holdings Report
Southeastern Local Schools
US Bank Custodian Acct Ending x70998
 February 29, 2020

Quantity	Cusip	Security Description	Moody's	S&P	Cost Basis	Market Value	Yield at Cost	Wtd Maturity	Purchase Date
U.S. GOVERNMENT AGENCY NOTES									
325,000	3136G3J71	Federal Natl Mtg Assoc 1.420% Due 07-27-20	Aaa	AA+	325,000.00	325,120.04	1.42	0.41	07-27-16
290,000	3135G0Q97	Federal Natl Mtg Assoc 1.500% Due 10-28-20	Aaa	AA+	290,000.00	290,211.85	1.50	0.66	10-28-16
515,000	3136G34Y8	Federal Natl Mtg Assoc 1.600% Due 08-24-21	Aaa	AA+	515,000.00	515,671.94	1.60	1.46	08-30-16
	Accrued Interest					2,082.33			
					1,130,000.00	1,133,086.16	1.52	0.95	
CERTIFICATES OF DEPOSIT									
246,000	17312Q2P3	Citibank NA, SD 2.900% Due 02-07-22			245,754.00	252,822.81	2.94	1.88	02-07-19
246,000	87270LBT9	TIAA FSB, FL 2.850% Due 02-22-22			245,754.00	252,727.36	2.89	1.92	02-22-19
246,000	02007GJD6	Ally Bank, UT 2.700% Due 03-21-22			245,877.00	252,194.77	2.71	1.98	03-26-19
246,000	7954502A2	Sallie Mae Bank, UT 2.750% Due 03-21-22			245,569.50	252,443.72	2.81	1.98	03-21-19
246,000	33847E2J5	Flagstar Bank FSB, MI 2.500% Due 06-13-22			245,926.20	251,661.94	2.51	2.21	06-12-19
249,000	949763YK6	Wells Fargo Bank, SD 2.850% Due 03-13-23			248,564.25	258,607.42	2.91	2.89	03-13-19
246,000	61690UGW4	Morgan Stanley Bank, UT 2.600% Due 06-06-23			245,508.00	254,213.94	2.65	3.12	06-06-19
246,000	61760AF46	Morgan Stanley Private Bank, NY 2.600% Due 06-06-23			246,000.00	254,213.94	2.60	3.12	06-10-19
249,000	90348JJQ4	UBS Bank USA, UT 2.900% Due 04-03-24			248,875.50	261,938.04	2.93	3.83	04-03-19
246,000	38149MAZ6	Goldman Sachs Bank USA, NY 2.700% Due 06-05-24			245,877.00	257,090.91	2.71	4.01	06-10-19
247,000	14042TBQ9	Capital One Bank USA, Glen Allen, VA 2.250% Due 08-07-24			246,506.00	253,663.57	2.29	4.21	08-07-19
247,000	14042RMW8	Capital One, NA, Mclean, VA 2.100% Due 08-14-24			246,629.50	252,083.75	2.13	4.24	08-16-19
	Accrued Interest					13,959.61			
					2,956,840.95	3,067,621.78	2.67	2.95	
COMMERCIAL PAPER									
260,000	62479LD93	MUFG Bank 0.000% Due 04-09-20	P-1	A-1	255,831.19	259,537.20	2.21	0.11	07-18-19
260,000	17327ADM6	Citigroup 0.000% Due 04-21-20	P-1	A-1	255,788.00	259,389.00	2.20	0.14	07-26-19
260,000	46640PDM2	JP Morgan 0.000% Due 04-21-20	P-1	A-1	257,556.00	259,389.00	1.90	0.14	10-24-19
185,000	89233GFG6	Toyota Motor Credit 0.000% Due 06-16-20	P-1	A-1+	182,283.28	184,176.75	2.01	0.30	09-23-19
265,000	89119AHH4	TD USA 0.000% Due 08-17-20	P-1	A-1+	261,402.63	263,317.25	1.83	0.47	11-21-19
					1,212,861.10	1,225,809.20	2.03	0.23	
MONEY MARKET FUND									
	USBMMF	First American Treasury Obligations Fund			58,942.59	58,942.59	1.45		
TOTAL PORTFOLIO					5,358,644.64	5,485,459.74	2.28	1.90	

Disclosures:

RedTree's internal accounting system is used as the source of the market value of this account. Although obtained from a source believed to be reliable, we cannot guarantee its accuracy. You should review all account statements provided by the custodian and compare with the statements provided by RedTree.

Questions? Call 888.596.2293 or email info@redtreeinv.com

-- Options Summary --

Output file: SM2M.TXT
Print options page? (Y,N) Y
Fiscal Year: 2020
Beginning Month: 2
Ending Month: 2

BAT_SM2M executed by SE_BKITCHEN on node MVECA0:: at 4-MAR-2020 09:37:25.21

DATE: 03/04/2020
 TIME: 09:37:25

FORM SM-2
 OHIO DEPARTMENT OF EDUCATION - OFFICE OF SCHOOL MANAGEMENT ASSISTANCE
 ANNUAL SPENDING PLAN (CURRENT OPERATION - GENERAL FUND ONLY - O.R.C. 5705.391)

PAGE: 1

SCHOOL DISTRICT: SOUTHEASTERN LOCAL SCHOOL IRN # 046276 COUNTY: CLARK FISCAL YEAR: 2020 MONTH: 02

	MONTHLY ESTIMATE	MONTHLY ACTUAL	MONTHLY DIFFERENCE	FISCAL YTD ESTIMATE	FISCAL YTD ACTUAL	FISCAL YTD DIFFERENCE
REVENUES						
01.010 General Property (Real Estate)	0	652,900	652,900	0	1,900,206	1,900,206
01.020 Tangible Personal Property Tax	0	0	0	0	152,744	152,744
01.030 Income Tax	0	0	0	0	826,331	826,331
01.035 Unrestricted Grants-in-Aid	0	331,520	331,520	0	2,714,174	2,714,174
01.040 Restricted Grants-in-Aid	0	4,240	4,240	0	33,921	33,921
01.045 Restricted Grants-in-Aid - SFSF	0	0	0	0	0	0
01.050 Property Tax Allocation	0	0	0	0	188,586	188,586
01.060 All Other Operating Revenue	0	151,288	151,288	0	592,555	592,555
01.070 Total Revenue	0	1,139,948	1,139,948	0	6,408,517	6,408,517
OTHER FINANCING SOURCES						
02.010 Proceeds from Sale of Notes	0	0	0	0	0	0
02.020 State Emergency Loans & Advancements (Approved)	0	0	0	0	0	0
02.040 Operating Transfers-In	0	0	0	0	0	0
02.050 Advances-In	0	0	0	0	49,616	49,616
02.060 All Other Financing Sources	0	0	0	0	28,951	28,951
02.070 Total Other Financing Sources	0	0	0	0	78,567	78,567
02.080 Total Revenues and Other Financing Sources	0	1,139,948	1,139,948	0	6,487,084	6,487,084
EXPENDITURES						
03.010 Personal Services	0	461,716	461,716	0	3,813,281	3,813,281
03.020 Employees' Retirement/Insurance Benefits	0	165,594	165,594	0	1,356,825	1,356,825
03.030 Purchased Services	0	160,966	160,966	0	1,138,040	1,138,040
03.040 Supplies and Materials	0	1,971	1,971	0	184,781	184,781
03.050 Capital Outlay	0	293	293	0	45,893	45,893
03.060 Intergovernmental	0	0	0	0	0	0
04.010 Debt Service: All Principal (Historical)	0	0	0	0	0	0
04.020 Debt Service: Principal - Notes	0	0	0	0	0	0
04.030 Debt Service: Principal - State Loans	0	0	0	0	0	0
04.040 Debt Service: Principal - State Advancements	0	0	0	0	0	0
04.050 Debt Service: Principal - HB 264 Loans	0	0	0	0	0	0
04.055 Debt Service: Principal - Other	0	0	0	0	0	0
04.060 Debt Service: Interest and Fiscal Charges	0	0	0	0	0	0
04.300 Other Objects	0	6,697	6,697	0	117,672	117,672
04.500 Total Expenditures	0	797,237	797,237	0	6,656,492	6,656,492
OTHER FINANCING USES						
05.010 Operating Transfers - Out	0	0	0	0	0	0
05.020 Advances - Out	0	0	0	0	0	0
05.030 All Other Financing Uses	0	0	0	0	0	0
05.040 Total Other Financing Uses	0	0	0	0	0	0
05.050 Total Expenditure and Other Financing Uses	0	797,237	797,237	0	6,656,492	6,656,492
06.010 Excess Rev & Oth Financing Sources over(under) Exp &	0	342,711	342,711	0	169,408-	169,408-
07.010 Beginning Cash Balance	0	5,712,874	5,712,874	0	6,224,993	6,224,993
07.020 Ending Cash Balance	0	6,055,585	6,055,585	0	6,055,585	6,055,585
08.010 Outstanding Encumbrances	0	785,199	785,199	0	785,199	785,199